


NEIL ABERCROMBIE
GOVERNOR OF HAWAII



STATE OF HAWAII
DEPARTMENT OF LAND AND NATURAL RESOURCES

POST OFFICE BOX 621
HONOLULU, HAWAII 96809

January 7, 2013

WILLIAM J. AILA, JR.
CHAIRPERSON
BOARD OF LAND AND NATURAL RESOURCES
COMMISSION ON WATER RESOURCE MANAGEMENT

ESTHER KIA'AINA
FIRST DEPUTY

WILLIAM M. TAM
DEPUTY DIRECTOR - WATER

AQUATIC RESOURCES
BOATING AND OCEAN RECREATION
BUREAU OF CONVEYANCES
COMMISSION ON WATER RESOURCE MANAGEMENT
CONSERVATION AND COASTAL LANDS
CONSERVATION AND RESOURCES ENFORCEMENT
ENGINEERING
FORESTRY AND WILDLIFE
HISTORIC PRESERVATION
KAHOOLAWE ISLAND RESERVE COMMISSION
LAND
STATE PARKS

Honorable David Ige, Chair
Senate Committee on Ways and Means
State Capitol Bldg., Rm. 208
Honolulu, HI 96813

Dear Senator Ige:

As instructed by your memorandum of December 14, 2012, attached is the budget briefing testimony for the Department of Land and Natural Resources.

Please direct any inquiries to the respective division administrators or our Fiscal Management Officer, Ms. Juliet Kazanjian, at 587-0340.

Sincerely,

A handwritten signature in cursive script that reads "William J. Aila, Jr.".

William J. Aila, Jr.
Chairperson

Attach.

**SENATE COMMITTEE ON WAYS AND MEANS
DEPARTMENT OF LAND AND NATURAL RESOURCES
FOR FISCAL BIENNIUM 2013-2015 BUDGET**

January 14, 2013

A. Mission Statement

Enhance, protect, conserve, and manage Hawaii's unique and limited natural, cultural and historic resources held in public trust for current and future generations of visitors and the people of Hawaii nei in partnership with others from public and private sectors, with an emphasis on the protection and restoration of priority watershed areas above all other natural resources, all of which will in turn be carefully managed in a manner consistent with the primacy of watersheds.

The Department of Land and Natural Resources is responsible for our water resources, endangered species, Hawaii's historic and cultural sites, coral reefs, fisheries management, dam safety and rock fall mitigation on DLNR lands. The expanse of this kuleana encompasses 1.3 million acres of state land, 2 million acres of conservation land, and 3 million acres of state ocean waters. In addition, we, with the help of the Legislature, keep the memories of robust natural resources alive, to fuel the efforts and dreams of today's leaders as we work to restore our resources for future generations and our economic recovery.

B. Discuss how current economic and fiscal conditions have affected your operations and the ability to meet goals. Identify and discuss notable measures, expected outcomes, and recent results.

Hawaii's natural and cultural resources continue to be our most important asset. The visitor industry is dependent on our ability to provide visitors with quality experiences that include beautiful sandy beaches, coral reefs teeming with life, clean oceans and freshwater streams, lush green forests, scenic parks, trails and vistas, and meaningful and well protected historic and cultural sites.

During the difficult times of the recession, the Department had to cut back on staffing, services and program support, with reduced ability to enforce laws 24x7; respond to emergencies such as earthquakes, fires, floods; operate parks and recreational facilities; protect cultural sites; and support vital functions of watershed management, control of invasive species and protection of native species and habitats. Recent improvement in the economy and an increase in tourism offer an opportunity to address some of the long standing needs of the Department to manage the natural and cultural resources which are the foundation of the State's economy, and prepare for the future. The Department has responsibility to manage and protect 1/2 of our state's lands and all its waters, but currently receives less than 1% of the state's budget to do so.

The future has both promise and challenges. Promise in that the Department has built and maintained a core level of infrastructure, funding, and staff knowledgeable and capable to carryout management and protection of natural and cultural resources on over 1.3 million acres of state lands and 3.0 million acres of state waters. The challenge is to not only maintain but to expand conservation efforts. Changes and stressors to our land and resources are coming quickly and forcefully including increased demand for resident and visitor use of unique and limited resources, climate change that brings drought, fire, decreased water supply, rising sea levels, new arrivals or expanded ranges and numbers of invasive species, loss of native habitats and species, and more frequent and violent storms. More and frequent wildland fires can destroy forest cover and kill the soil, leaving mountain sides prone to wind and rain erosion which eventually makes its way down to the coast and smothers reefs. Now is the time to take steps to meet these challenges and prepare for the future.

Ensuring fresh water is available for the people of Hawai'i in perpetuity is one of the Department's highest priorities and a central natural resource goal of the Abercrombie administration's A New Day in Hawaii plan. Last year, the Department received \$5 million for the Administration's Statewide Watershed Initiative – The Rain Follows the Forest - to protect and restore the watersheds and secure Hawaii's water supply. The initiative has begun and over 5,600 new acres have been protected by completing fences and management activities progress on over 90,000 acres of high priority watershed forest. State funds for the watershed initiative in FY 13 will support the creation or retention of a projected 61 local jobs. Providing an annual funding base of \$11 million and 11 new positions is being requested to reach the DLNR goal of doubling the number of protected acres over the next 10 years. The Department proposes increasing special fund revenue to support this initiative.

Another initiative supported under the Abercrombie administration's A New Day in Hawaii plan is to restore \$1 million to the Hawai'i Invasive Species Council to improve coordination of invasive species prevention, management, and response, and create "green jobs" in rural communities. Without adequate invasive species prevention funding, we are at risk of establishment of new pests that will have large costs to control in the future and potential secondary impacts on agriculture, tourism and the economy. Funds are needed to detect and eradicate axis deer on Hawaii, prevent the spread of fire ants across the state, prevent the introduction of brown tree snakes, control Miconia in watersheds, and remove coqui frogs from Oahu, Kauai and Maui.

The general fund support for the State Parks has shown a steady decrease. The Division's budget decreased from \$8 million in 1992 to less than \$4 million in recent years. The personnel budget is decreased by \$482,000 due to accumulated cuts over the years resulting in available funding for personnel of approximately \$2.5 million. To fully fund the general funded positions, this year's budget request asks for reinstatement of the \$482,000. Taking into account inflation, the State Parks' budget would need to exceed \$13 million to reach parity with the level of maintenance funding in 1992.

The Legislature provides Capital Improvement Project (CIP) funds, and funds from the Hawaii Tourism Authority Transient Accommodations Tax (HTA-TAT). While the Division needs and appreciates these monies for construction and improvements to facilities and land, the daily expense to maintain already-existing facilities is not being met, such that the parks have been running in survival mode. Staffing is minimal, and, in fact, Hawaii's State Parks staff is currently the smallest in the nation, but park visitation is about 21st out of all the 50 states. Due to limited funding, grounds keeping and restroom maintenance have been reduced, irrigation shut off, and services have been cut. State parks are used every day and many visitors stay overnight. The public expects cleanliness and security while they are there. Budget requests for operations reflect ongoing needs for existing and new facilities that will need daily care during the coming biennium and the future.

In order to keep the parks open and provide basic maintenance services, the Division has continued to pursue increased revenue which is deposited into the State Parks Special Fund. For the first time in years, this revenue is approaching the allotment ceiling. Accordingly, an increase in that ceiling is requested.

Water is Hawaii's most important resource. Its protection and preservation is directly linked to health, welfare, and quality of life. Limited water resources and growing demand requires careful consideration and effective coordination between land use planning and water availability. As we approach limits of water resources, and given uncertain impacts of climate change, effective and proactive plans and strategies should be in place to optimize, augment, and conserve water resources, to best allocate existing water supplies, and to implement measures to best meet future needs and competing interests, while protecting and sustaining our water resources.

In 2010, the Engineering Technician and Secretary positions within the Commission on Water Resource Management (Commission) were abolished due to reduced revenues and economic downturn at the time. While the Commission has authority to fill its vacant positions, finding suitable candidates has not been easy. Specific program impacts resulting from the loss of staff include, but are not limited to: 1) delays in implementing interim instream flow standards (IFS) established by the Commission in multiple west and east Maui streams which had been deemed a priority; 2) difficulties in executing and implementing interim IFS under a Contested Case Hearing Decision and Order for west Maui; 3) delays in analysis and processing of 115 existing and 72 new surface water use permit applications, in conjunction with 216 appurtenant right claims, required under recent designation of surface water management areas (Na Wai Eha) in west Maui; and 4) delays in analyzing and processing of applications and reports for ground and surfaced water use permits.

The Division of Conservation and Resources Enforcement (DOCARE) has primary responsibility for the enforcement of laws created to manage, protect and conserve Hawaii's unique and limited, natural, cultural and historic resources. With 90 sworn officer positions, DOCARE is responsible for patrolling and monitoring 3 million acres of marine waters, the largest tropical forest in the nation; the 11th largest forest reserve in the nation of which over 1 million acres

have been set aside for hunting; 1.2 million acres of state owned lands; 2 million acres of conservation lands and 23000 acres of inland surface waters. Throughout the state, DOCARE officers are required serve a resident population of approximately 1.2 million and approximately 6 million visitors that utilize Hawaii's resources on a regular basis. In 2009, the DOCARE budget was reduced from approximately 1.7 million to approximately 500,000.00. Consequently, DOCARE continues to face operational deficits and fiscal uncertainty. As a result, officers are prevented from routinely working at night and holidays; the ability to provide effective coverage in critical areas such as marine environments, forest reserves, state parks, conservation lands and state owned lands are negatively impacted; delaying and/or eliminating the purchase of vehicles and equipment deemed critical in protecting Hawaii's natural, cultural and historic resources as well as provide for public and officer safety continues to diminish operational effectiveness.

To offset some of the reductions in non payroll expenditures, in 2009 DOCARE negotiated a Joint Enforcement Agreement with the National Oceanic Atmospheric Administration (NOAA)/ Office of Law Enforcement. In 2012 JEA is providing \$667,305 in federal support. The use of these funds is limited to live marine resources in the state and cannot be applied to officers conducting patrols and enforcement for other resources.

The Department's special funds, many of which are fee generated, continue to be a major source of funding for the Department representing 59% of the budget. The improving economy offers optimism for these sources of funds. The Department continues to aggressively pursue development of additional revenue from commercial and public use fees at parks, boat harbors, and trails; commercial use of state lands, and expansion of dedicated sources of funding such as the conveyance tax.

For the Division of Boating and Ocean Recreation (DOBOR), the current economic conditions have reduced some of the income from commercial operators and cruise ships. It appears, however, that the business of the commercial operators has been improving throughout the course of the year. Cruise ship operations, however, are still below what they were prior to the economic slowdown. DOBOR was able to offset the decline in revenue with increased federal reimbursements from the Recreational Boating Safety Grant. During the past year, DOBOR increased the amount of reimbursements received to over \$1 million.

The Division is in the process of completing an appraisal of its harbor and ramp facilities. The appraisal will be used to establish mooring fees. The majority of the harbors operate at a deficit and it is expected that the mooring fees will increase which will provide the Division with resources to address needed repairs, maintenance and improvements to harbors, ramps, and ocean areas. This will include associated utilities such as sewers, water lines, and electrical work.

As the Department looks to the future and restores and expands management and protection of natural resources, a well trained and experienced work force is needed. The Department is requesting 26 permanent and 19 temporary positions funded by all means of financing for

historic resource protection, forestry administration, land management, information technology, and management of boat harbors and state parks. These positions fill critical land management and public service duties and some federal mandates and meet operational shortages.

C. Identify federal grants that may lose federal funds under the federal Budget Act Control Act Sequester. Indicate whether a significant loss is likely and discuss the impact and if general funds would be needed to replace the funding.

Federal funds are also vitally important, representing 18% of the budget, and supporting many of our watershed, native species protection, cultural resource protection, and outdoor recreation programs. The anticipated sequestration of federal funds will result in some reductions in block grants for Sport Fish and Wildlife Restoration, Marine Sanctuary, Hawaii Recreational Trails Program, and the Historic Preservation Program, but the amounts have been identified and adjustments planned for in program activities. The Department is requesting general funds to offset these reductions.

The majority of the Division of Aquatic Resources' non-general funds are awarded through grants from the Sport Fish Restoration Program. About \$3 million dollars are provided annually to restore, conserve, manage and enhance sport fishing for the public benefit. It is estimated that sequestration would reduce funding by approximately \$149,000. As such, staff and fiscal constraints would require us to reduce the scope of our surveys and inventories of our nearshore areas.

The sequestration will potentially limit The National Oceanic and Atmospheric Administration's (NOAA) ability to provide funds to both Papahānaumokuākea Marine National Monument and the Humpback Whale Sanctuary. The most significant effect would be the reduction in staff available for projects. The state will not be able to meet its legal management responsibility as a Co-Trustee for these programs. Staff who focus on Hawaiian Monk Seal issues and Outreach to fisherman will be reduced or eliminated. This program which is effectively reducing negative interactions between seals and humans cannot continue without the positions.

The reduction in funding for the State Historic Preservation Program will eliminate funding for a position which is critical to carry out the recently approved Corrective Action Plan.

D. Explain the process used to develop the agency's budget and prioritize requests for additional funds.

The Department's mission, the Governor's New Day Objectives and Initiatives, health and safety concerns, and the need for additional resources for current programs were taken into consideration to develop the Department's budget and prioritize requests for additional funds.

E. Identify significant adjustments contained in the budget. Explain and quantify how significant budget requests for additional funds are expected to affect outcomes.

For FY 2013-15, the Department is requesting \$22 million in FY 14 and FY 15 for its operating budget funded by the following means of financing:

- \$2.5 million in general funds
- \$11 million in special funds
- \$8 million in federal funds
- \$700,000 in interdepartmental funds

Significant budget requests for additional funds and the expected outcomes are as follows:

Land Division (LNR 101):

Add 2 new positions (\$111,794/\$145,466, special funds)

- Applications System Analyst for the Land Trust Information System
- Land Agent for the Hawaii District

The Applications/Systems Analyst was created, appropriated and filled under Act 54, SLH 2011, to establish a comprehensive Public Land Trust Information System. The position has been filled and is currently funded by S-315, Public Land Trust Inventory & Information System, under LNR 101, through June 2013. We are requesting that the method of funding for this position be changed from S-315 to S-316, Special Land and Development Fund, beginning July 1, 2013, and be included in the LNR 101 budget. This position is critical to the development, maintenance, and support of the comprehensive Public Land Trust Information System, as described in Act 54, SLH 2011. This request ensures successful and timely development, support and maintenance of the Public Land Trust Information System.

The Hawaii District manages public lands in the island of Hawaii which consists of approximately 900,000 acres in the Public Trust Land inventory. This Land Agent position will allow the District to be more efficient and able to process requests made by lessees, such as consent to mortgage, consent to assignment, or waiver of lease requirements in a timely manner; conduct periodic site inspections of encumbered State lands to verify compliance with lease conditions; take necessary action on lease expirations, draft Board submittals and ensure appropriate processing of requests following Board action.

Bureau of Conveyances (LNR 111):

- Increase the special fund expenditure ceiling for digitization of archives stored on microfilm. This will allow the public to access the documents recorded prior to 1992 through Bureau of Conveyances website. (\$250,000/\$250,000, special funds)

Division of Aquatic Resources (LNR 153, 401 & 805):

- Add general funds to cover the negative payroll and restore funds for the Supersucker positions (\$229,932/\$229,932, general funds)
- Add general funds as matching funds, (\$150,000/\$150,000, general funds)
- Add general funds for the Papahānaumokuākea National Monument (\$50,000/\$50,000)

Over the past 5 years, the Supersucker field positions have been contracted and funded through the Hawaii Invasive Species Council (HISC). However, every year this funding has continued to decrease. The Department's six Supersucker positions were approved and funded by the 2008 Legislature; however, due to the recession these funds were part of overall reductions to the Department's budget. The HISC continues annually to struggle with funding and payroll for the contracted Supersucker positions will end by June 2013. Therefore, it is imperative that funds for these positions be restored in order for the Department to continue its efforts to remove, manage, and eventually control invasive algae species along our coastlines.

The Department is seeking support for continued management of marine resources, seeking \$150,000 in state funds to match \$450,000 in federal aquatic resource management funds. The Department is also requesting new funding to support administration, coordination and strategic planning of the Papahānaumokuākea Marine National Monument's activities with federal and state partners.

Division of Forestry and Wildlife (LNR 172, 402, 407 & 804):

- Add 11 temporary positions and funds for the Watershed Initiative and the Governor's New Day. (\$8,500,000/\$8,500,000B).
- Restore funding for the Hawaii Invasive Species Council (HISC's) State programs and projects (\$1,000,000/\$1,000,000A). Funding for the HISC invasive species program is critical for protecting agriculture and forested watersheds against destructive species.
- Add funding for Kure Atoll Wildlife Refuge Sanctuary (\$250,000/\$250,000A).
- Add an Assistant Administrator position.
- Add 25 positions and funds; funds will come from a trade off from Other Current Expenses to Personal Services (\$390,358/\$780,716B).
- Convert 15 positions from Temporary to Permanent.
- Purchase of equipment and motor vehicles, statewide (\$455,000/\$0A).
- Increase special and federal fund expenditure ceilings.

The Department requires \$11 million per year to reach the target "New Day" goal of doubling the amount of watershed protection in a decade to preserve Hawaii's water supplies. The initial request for that amount in general funds has also been denied by B&F. Because of the high priority nature of this initiative, the Department is seeking alternative sources of dedicated

revenues which would increase special fund amounts. In preparation for these bills, \$8.5 million special funding allocation is requested, combined with a \$2.5 General Obligation Bond Fund appropriation to meet the needs for this initiative. The \$5 million allocation in 2012 has already resulted in significant accomplishments, due to the watershed programs being well-established and ready to implement large shovel-ready projects.

The Department is seeking new funding of the State's participation in the Papahānaumokuākea Marine National Monument to support field camps; marine debris cleanup; invasive weed control; turtle, monk seal and seabird monitoring and protection on Kure Atoll.

The Department is also requesting the creation of 25 temporary federal and special fund positions to replace contract services and establish a larger skilled workforce that will have greater flexibility in program implementation. The Department has contracted many services such as project and program planning, research, development and testing of management techniques, fencing, invasive species control and endangered species restoration as it implemented new programs and projects. These services are becoming increasingly expensive and now, with a track record of stability in funding and permanence of conservation programs, it is desirable to convert key contract service functions to civil service positions and establish management capacity within the Department. These positions will attract and retain trained, skilled workers in the State civil service and become part of the core workforce available for program delivery and emergency response.

Commission on Water Resource Management (LNR 404):

- Increase special fund expenditure ceiling (\$100,000/\$100,000 special funds)
Special funds have been used to pay in full or in part for a variety of complex water-related studies and projects, many of which included partnering with other government agencies and/or private parties in order to leverage shared funding. As an example, the United States Geological Survey Cooperative Agreement involves the collection of basic hydrologic data and providing data summary reports on water resources throughout the State. The current 1:1 federal/state match in the Cooperative Agreement is an attractive, cost efficient method of doing business. The higher expenditure ceiling will allow for financing flexibility when critical/crucial, favorable, and/or advantageous funding and/or partnering opportunities materialize. In addition, the Commission's Personal Service special fund account is running short as a result of pay adjustments and increases in fringe benefit rates. Lastly, the Commission expects to be engaged in several contested cases in the near future. Special funds are needed to cover portions of the expenses incurred.

Division of Conservation and Resources Enforcement (LNR 405):

- This fund is a permanent Special Fund created by law under Act 78, SLH 2011. Request to include this fund into the Budget Act and increase the expenditure ceiling from \$250,000 to \$550,000.

- Increase the federal fund ceiling for the National Oceanic and Atmospheric Administration (NOAA) federally funded competitive grant.

Division of Boating and Ocean Recreation (LNR 801):

- The Division is requesting a full-time harbor agent for its Kaunakakai Small Boat Harbor. Currently, the Division shares the cost of the Department of Transportation's harbor agent. A full time harbor agent would be able to accommodate the Division's mission of overseeing ocean recreation activities in addition to overseeing harbor operations more than a part-time harbor agent. The funding for this position will be from existing sources within the division (\$21,315/\$42,629, special funds).

State Historic Preservation Division (LNR 802):

- Change the means of financing for two positions from federal to general funds, convert positions from temporary to permanent and add \$20,000 to upgrade positions (\$142,448, \$142,448, general funds)
- General funds for software licenses and computers (\$62,400/\$44,900, general funds)

This request will allow the division to hire a Kauai Archaeologist, who will be located on Oahu. This will take a significant review burden off the Oahu Lead Archaeologist, who is doing reviews for Kauai, and will allow us to develop someone with expertise on Kauai. During the economic downturn, development on Kauai slowed, but we expect to be impacted by the new development requests soon. Without this position, we will fall behind in reviews for Kauai, and possible for all islands as we would have to shift some of Kauai's review load to other island reviewers.

The Division will also be able to hire an additional Architectural Historian which will take a significant burden off the staff who are working extra hard to keep up with their workload. It will also help the two people with the additional responsibility of reviewing the National Register Nominations and the Certified Local Government program take some work off their plate. The CAP is requiring one more position in the Architecture Branch be filled.

The State Historic Preservation Division needs a major overhaul of its computer system to be able to function efficiently. It needs to have a working GIS, which will require GIS licenses for most of the review staff, computer upgrades and serve upgrades. In addition, SHPD is implementing an electronic intake and file tracking program, using DOCUSHARE. This will provide faster and easier access to files, especially from Kapolei to the neighbor islands, and will reduce paper clutter.

State Parks (LNR 806):

- Add general funds to cover the payroll shortage (\$482,000/\$482,000, general funds)

- Add a Park Caretaker position and funds for the new Diamond Head linear park (\$65,243/\$90,487, general funds)
- Add 2 General Laborer positions to Kauai District state parks (\$47,197/\$94,394, general funds)
- Increase special fund expenditure ceiling in anticipation of additional revenues to be generated (\$500,000/\$1,000,000, special funds)
- Purchase six (6) medium and lightweight trucks (\$105,000/\$105,000, special funds)

The Department is requesting \$482,000 in general funds to eliminate the negative payroll adjustment. Without these funds, the Division of State Parks will have to lay off approximately 10 to 12 civil service employees. These positions are mainly in Field Services, and will directly impact park support, resulting in the further decline in maintenance of the parks. The Division has already eliminated vehicle and equipment purchases. The rest of the fund goes toward lifeguard expenses and utility costs. Therefore, there is nothing to offer as a trade off.

An additional position, and funds for operations and utilities, will support the new linear park at Diamond Head which currently has no positions or budget for the added section. The linear park is part of the long-range plan for Diamond Head; part of the 2009 Recreational Renaissance "Major Initiatives to Expand and Enhance Recreational Opportunities." The Division is in the process of developing a "linear park" along the base of Diamond Head Crater's outer slope, to augment the recreational needs of urban Honolulu and the core of Hawaii's visitor industry. Development includes a walkway, bikeway, and jogging path; rest stops; and interpretive signs along a route already heavily used for fitness and outdoor activities by residents and visitors.

Additional positions on the ground for Kauai parks including the Na Pali Coast wilderness will support needed sanitation and security efforts on that island. Currently the Kauai District of the Division of State Parks contributes over a quarter of Division revenues collected (cabin leases excluded). By comparison Kauai District uses only 14% of the Division's total expense budget. Further, Kauai uses about 19% of the General Fund expense budget vs. the other three islands, which each use 22% or more. Year over year, from FY11 to FY12, Kauai District camp permits increased from 3300 to 4000, and camp revenues increased from \$315,090 to \$348,605. Overall, Kauai District increased revenues by 5% from all sources comparing FY11 to FY12, largely attributable to the Na Pali Coast State Wilderness Park. This world-class destination with global appeal and many international visitors must include realistic staffing.

An increase in the special fund expenditure ceiling will allow the Division to cover higher expenses for utilities, sanitation, maintenance, repairs, and heavier usage of consumer supplies by the public.

The Division is requesting to replace its vehicles which have been kept beyond their normal useful life, but which were still better than none. The Division projects a need to replace the long-held aging fleet in order to reduce expenses for replacement parts, higher maintenance

costs, labor, and time spent on towing and repairing stalled vehicles for both financial and energy efficiencies.

Administration (LNR 906):

The Information Technology Specialist V position is necessary to provide support to the Forestry and Wildlife and Aquatic Resources programs. Both divisions have remote statewide offices connecting leased lines to the NGN and require specialized knowledge for network operations; dedicated FileMaker Mac server for automated workflow and purchase order program which should be merged into a single system; account for 35% of the Department's Lotus Notes users and 44% of network users.

The Administrative Services Office (ASO) oversees, directs, plans, and coordinates the various activities of the Department. Due to increasing workload and responsibilities, it is necessary for ASO to request an Office Assistant III position. Currently all the work is handled by the only Secretary position supporting ASO and partially Information Technology Services Office's operations.

CIP Budget:

The Department is requesting \$68.6 million and \$57.7 million in FY 14 and FY 15 for its capital improvement projects budget. Please refer to Table 17 for a detailed description of projects.

Department of Land and Natural Resources
 Prioritized List of Functions

Table 1

Priority	Description of Function	Activities	Prog ID(s)	Statutory Reference
	<u>Public Land Management - LNR 101</u>			
1	To ensure the effective and efficient use of public lands in ways that will fulfill the public land trust obligations and promote the sustained social, environmental and economical well-being of Hawaii's people, including planning for the use of and developing State lands, leasing lands for agricultural, commercial, industrial renewable energy, and resort purposes; issuing revocable permits and easements, taking inventory of and managing public lands, and ensuring the availability of lands for public purposes.	Land Division is tasked with the disposition of State lands through fee sale, lease, permit, grant-of-easement, license, executive order or other types of dispositions, and acquisition of private lands and lands owned by other government entities that are required by the State agencies through negotiation, condemnation or land exchange. Lease administration, including conducting site inspections, processing lessee requests for consents to mortgages or assignments, and the ongoing enforcement of lease terms and conditions to ensure rent, insurance, performance bond and other lease requirements are met in a full and timely manner. Property management of unencumbered State lands includes responding to complaints by the public, conducting land maintenance activities (e.g. clearing stream mouths, cutting trees, towing abandoned vehicles), and cleaning illegal dumps.	LNR 101	Chapter 171, et seq., HRS
		Proactive planning and development initiatives ensure more effective and efficient use of public lands to fulfill our trust obligations and promotes economic activity in Hawaii. Maintains an inventory of State-owned public lands that are under the management jurisdiction of the BLNR as defined in HRS 171-2, and the Division also serves as a repository of land documents dating back to the "Great Mahele" of 1848. Provides abstracting services and land management advice to other State agencies. Responsible for processing shoreline certifications for properties bordering the ocean.	LNR 101	Chapter 171, et seq., HRS
2	To conserve, protect, and preserve important natural resources of the state through appropriate management and to promote their long-term sustainability and the public health, safety and welfare through regulation and enforcement of land use laws under Chapter 183C, Hawaii Revised Statutes; and protect and restore sandy beaches around the state through improving planning and early identification of coastal hazards, as well as through beach restoration and avoidance of coastal hazards.	The Office of Conservation & Coastal Lands processes: Conservation District Use Permits (CDUP), prosecution of land use violations, resolution of shoreline encroachments, enactment of beach restoration projects (i.e. Waikiki Beach Improvements), administration of contested cases involving Conservation District Use Permit's and shoreline certifications. OCCL provides information to landowners, decision makers and the general public regarding Conservation District matters. OCCL provides direction and guidance on a wide variety of coastal issues. This includes response to coastal erosion, coastal development setbacks, and beach nourishment.	LNR 101	183C, HRS

Department of Land and Natural Resources
Prioritized List of Functions

Table 1

Priority	Description of Function	Activities	Prog ID(s)	Statutory Reference
	<u>Bureau of Conveyances - LNR 111</u>			
1	Recording and indexing documents in Regular Recording System.	Recordation of all legal documents and maps affecting land title in Hawaii.	LNR 111	Chap. 502, HRS
1	Recording , indexing and certifying documents in Land Court Recording System.	Issuance of Land Court Certificates of Title.	LNR 111	Chap. 501, HRS
2	Providing public access to documents.	Certification of copies of matters of record. Allowing subscription and access to bulk records through online services.	LNR 111	Chapters 501 and 502, HRS
	<u>Engineering - LNR 141/810</u>			
1	Engineering services to other divisions and agencies	Administer contracts for planning, design or construct of departmental projects; provide engineering services provided to other agencies or DLNR divisions	LNR 141	--
2	Rockfall and/or flood mitigation	Retain consultants or contractors to assess conditions and/or implement projects to address rockfall hazards and/or flood damage located on or due to DLNR lands	LNR 141	--
3	Geothermal and other mineral resources management/regulation	Review and/or issue geothermal permits; monitor geothermal development activities	LNR 141	Chapters 182, 196D, 205-5, HRS
4	Develop water and land resources to support State projects	Implement and/or coordinate projects to develop ground or surface water sources in support of State projects	LNR 141	Chapter 174, HRS
5	Soil and Water Conservation District (SWCD) Program	Provide administrative support to SWCD program	LNR 141	Chapter 180, HRS
	<u>Dam Safety and Flood Control - LNR 810</u>			
1	Dam safety program	Perform dam inspections; review and/or issue dam permits; develop or implement dam safety projects; prepare dam-related reports or maps; provide dam-related technical assistance; enter dam-related cooperative agreements	LNR 810	Chap. 179D, HRS
2	Flood control program, including administration of National Flood Insurance Program	Review flood control and prevention plans; implement flood control projects; coordinate flood-related cooperative agreements; provide flood-related technical assistance; perform flood control research, studies or investigations	LNR 810	Chap. 179, HRS
	<u>Aquatic Resources - LNR 153/ 401/ 805</u>			
1	Preserve/enhance marine, estuarine, freshwater native and other resident aquatic species and their habitats	Create and amend administrative rules to protect aquatic species and their habitats, also conduct surveys, monitoring, inventory of important fishery stocks and habitats	LNR 401	187A-2; 190-1,2,3,4,5
2	Promote sustainable resource use and ensure the viability of Hawaii's commercial and recreational fisheries.	Process and analyze commercial fish catch reports, contact fishermen for late reports, issue delinquency letters, and record number of freshwater fishing licenses purchased	153/805	187A-2(1)
3	Formulate in-stream flow standards to preserve Hawaii's stream biota.	Conduct annual stream surveys and analyze survey data to model habitat requirements for native stream biota	LNR 401	195D-3(a)

Department of Land and Natural Resources
Prioritized List of Functions

Table 1

Priority	Description of Function	Activities	Prog ID(s)	Statutory Reference
4	Promote public understanding of the importance of Hawaii's aquatic resources	Encourage conservation and ethical use of the aquatic resources through education and outreach activities.	LNR 401	187A-9
5	Issue commercial marine (fishing) licenses, freshwater gamefish licenses, duplicate licenses, dealer permits	Provide for various fishing opportunities in coastal waters and public fishing areas statewide, log permit and license information	153/805	189-2(6), 189-3
6	Review applications for permits to take aquatic life for science, education, and propagation purposes	Process permit applications in a timely manner provide applications are complete with all necessary information and request would assure no adverse impact on aquatic resources and their habitat	LNR 401	187A-6, 6.5
7	Manage public fishing areas, fish aggregating devices, marine life conservation districts, shoreline fishery management areas, artificial reefs, and refuges.	Conduct creel surveys at public fishing areas, replace and conduct research on fish aggregating devices, monitor fish populations at marine life conservation districts, fishery management areas, artificial reefs and other refuges	153/805	187A-2(3), 187A-21, 188-22.6-22.9, 188-53
8	Provide conservation and safety education	Coordinate/assist with response to shark attacks and provide hazardous marine warnings	LNR 401	187A-9
9	Detect, map and eradicate invasive alien species and prevent entry into state waters	Use "supersucker" devices to remove alien algae species, plant sea urchins on reefs choked with alien algae to biologically remove unwanted algae species	LNR 401	187A-31,32
<u>Forestry & Wildlife- LNR 172/402/407/804</u>				
1	Protect and manage forested watersheds, forest reserves, natural area reserves, plant and wildlife sanctuaries and public hunting and recreation areas	Manage and protect state forest reserves, natural area reserves, plant and wildlife sanctuaries and public hunting and recreation areas across the state.	172, 402, 407, 804	183, 183D, 195, 195D, 198D
		Support watershed partnerships and natural area partnerships across the state.	LNR 407	195,
		Prevent and suppress wildland fire on public and private lands with important resources.	LNR 402	185,
		Control damaging feral animals, predators, weeds, and diseases on important lands under Division jurisdiction.	172, 402, 407, 804	183, 183D, 194, 195, 195D
		Administer State Land Legacy and federal land acquisition programs.	172, 402, 407	173A, 195, 195D,
2	Protect and manage native ecosystems, threatened/endangered species, native plants and animals, and prevent the establishment of invasive species in state.	Support Hawaii Invasive Species Council and county invasive species committees.	402, 172	194,
		Aggressively seek federal funds and implement management and recovery projects for native and Threatened and Endangered (T&E) species.	LNR 402	183D, 195, 195D

Department of Land and Natural Resources
 Prioritized List of Functions

Table 1

Priority	Description of Function	Activities	Prog ID(s)	Statutory Reference
		Process T&E habitat conservation plans, safe harbor agreements, and research permits.	402, 407	183D, 195, 195D
3	Manage and develop forest resources to strengthen the state's economy, and promote sustainable production of forest products and services on state and private lands.	License a timber mill on Big Island for production and export of tropical hardwoods.	LNR 172	183,
		Work with biomass company on Kauai and throughout the state to harvest commercial trees for bio-energy.	LNR 172	183,
		Manage and permit the collection of forest products for personal and cultural gathering purposes.	LNR 172	183,
		Administer private landowner assistance projects for reforestation, native species restoration and forest products development.	LNR 172	183, 186, 195F
4	Provide outdoor recreation for hiking, hunting, camping, riding and off-road vehicle use	Maintain and develop hiking trails, Off Highway Vehicle (OHV) tracks, and camping and recreation sites.	LNR 804	198D
		Inventory, protect and restore historic trails and old government roads.	LNR 804	198D
		Maintain public hunting as a source of food, recreation, and to control game animals.	LNR 804	183D
5	Support YCC and provide environmental education, outreach and volunteer opportunities.	Administer Youth Conservation Corps (YCC) program, develop and coordinate volunteer projects for native species restoration and conservation, develop and disseminate environmental education materials.	LNR 407	193, 195
	<u>Commission on Water Resource Mgmt- LNR 404</u>			
	Protect ground and surface water resources to obtain maximum reasonable beneficial use while ensuring adequate provision for water rights, existing uses, and objectives declared to be in the public interest.	<ol style="list-style-type: none"> 1. Collect and analyze hydrologic data and assess water resource availability and use. 2. Designate water management areas and regulate water use where water resources may be threatened. 3. Establish instream flow standards on a stream-by stream basis whenever necessary to protect the public interest in waters of the State. 4. Administer water use permitting system for well construction, pump installation, stream channel alteration, and stream diversion works. 5. Develop, implement, and update comprehensive short- and long-range plans to protect, conserve and manage water resources. 6. Investigate and arbitrate water-related complaints/disputes. 	LNR 404	Chapter 174C, HRS

Department of Land and Natural Resources
 Prioritized List of Functions

Table 1

Priority	Description of Function	Activities	Prog ID(s)	Statutory Reference
	<u>Conservation & Resource Enforcement - LNR 405</u>			
1	The enforcement of laws and rules relating to state parks, historic sites, forests and forest reserves, aquatic life and its sanctuaries, public fishing areas, boating, ocean recreation and coastal programs, wildlife and its sanctuaries, game management areas, public hunting areas, and natural area reserves, consistent with and in support of the provisions of Title 12, Chapters 6D, 6E, and 6K, Chapter 134, Chapter 200, and provisions of Title 37, Hawaii Penal Code, Hawaii Revised Statutes.	Investigate complaints, gather evidence, conduct investigations, conduct field observations and inspections, and provide education to the public for the effective enforcement of state laws and rules protecting natural, cultural and historic resources on public lands, state parks, forest reserves, forests, aquatic life and wildlife areas, Kaho'olawe Island Reserve, and any other lands and waters within the State. Enforce the rules in the areas of boating safety, conservation, and search and rescue relative to the control and management of boating facilities owned or controlled by the State, ocean waters, and navigable streams and any activities thereon or therein, beaches encumbered with easements in favor of the public, and the rules regulating vessels and their use in State waters. Exercise all of the powers and authority of a police officer including the apprehension of violators when violations are detected and when the investigation warrants, effectuate arrests or issue citations for violations of Title 12, Chapter 6D, 6E, or 6K or any rule adopted thereunder.	LNR 405	Title 12, Subtitle 7, Chapter 199, HRS
2	Engage in educational activities for the dissemination of information relating to sustainability, waterborne activities and safety, and resource conservation laws, rules and practices through the school system, community organizations and the information media.			
3	Furnish in-service training for division personnel to maintain and/or increase the level of proficiency needed for effective implementation of program objectives.			
4	Administer the Hunter Education Program to educate and instruct the public on outdoor safety and resource conservation as mandated by Chapter 183D-28, Hawaii Revised Statutes.	Provide instruction to the public in hunter safety, principles of conservation and sportsmanship. Issue hunter education certificates or letters of exemption. Plan and develop public outdoor and indoor target ranges for the program.	LNR 405	Title 12, Chapter 183D, HRS
5	Coordinate activities with other State, County and Federal law enforcement agencies to suppress cultivation and minimize the availability of marijuana through crop destruction.	Plan and implement missions to eradicate marijuana on state-owned lands and forest areas.	LNR 405	Title 12, Subtitle 7, Chapter 199, HRS

Department of Land and Natural Resources
 Prioritized List of Functions

Table 1

Priority	Description of Function	Activities	Prog ID(s)	Statutory Reference
	Boating and Ocean Recreation - LNR 801			
1	Managing and administrating the ocean-based recreation and coastal areas programs of the state	Establish, maintain, and revise Hawaii Administrative Rules (HAR). HAR governs the use of state harbors, ramps, and ocean recreation areas. Active oversight and responsibility of managing state small harbors, ramps and ocean recreation areas. Maintains, repairs, and replaces aids to navigation as well as ensuring access to small boat harbors and ramps to the boating and non-boating public. The division is also responsible for managing the use of all near shore waters. This includes regulating the use of ocean waters for surfers, stand-up paddleboarders, kayakers and other users of the nearshore waters. Issues marine activity permits for organized uses of the nearshore waters for regattas, surf contests, etc.	LNR 801	Chapter 200
2	Planning, developing, operating, administering, and maintaining small boat harbors, launching ramps, and other boating facilities and associated aids to navigation throughout the state	Operate, maintain, and repair 16 small boat harbors and 52 small boat ramps statewide. Also maintain, repair and replace navigational aids and aids to navigation statewide. Responsible for dredging harbor and ramp entrance channels.	LNR 801	Chapter 200
3	Developing and administering an ocean recreation management plan	Work with community to develop appropriate uses for state ocean waters.	LNR 801	Chapter 200
4	Administering the boating special fund	DOBOR has a fiscal staff to oversee the boating special fund. Division process all receipts in accordance with Department of Budget and Finance (B&F) guidelines. Also responsible for processing payments and preparing budgets, financial reports and forecasts.	LNR 801	Chapter 200
5	Regulating the commercial use of boating facilities	The division issues commercial permits in accordance with HAR. Use of commercial use of boating facility is governed by the HAR.	LNR 801	Chapter 200
6	Administering and operating a vessel registration system for the state	Registers all new and existing vessels in the state. This includes vessel sales and transfers.	LNR 801	Chapter 200
7	Conducting public education in boating safety	Promotes safe boating activities state wide through educational activities at boat shows, schools and other public, marine gatherings. This includes coordinating activities with USCG Reserve and USCG Auxiliary.	LNR 801	Chapter 200
8	Administering a marine casualty and investigation program	Tracks marine accidents statewide as well as coordinates investigations of marine accidents. Accident reports are tracked and submitted to the United States Coast Guard (USCG).	LNR 801	Chapter 200
9	Regulating boat regattas and other ocean water events	The division issues marine event permits for regattas as well as for surf contests.	LNR 801	Chapter 200

Department of Land and Natural Resources
 Prioritized List of Functions

Table 1

Priority	Description of Function	Activities	Prog ID(s)	Statutory Reference
10	Removing nonnatural obstructions and public safety hazards from the shoreline, navigable streams, harbors, channels, and coastal areas of the state	Removes grounded vessels, submerged vehicles, whale carcasses, and other debris from beaches and near shore waters.	LNR 801	Chapter 200
	<u>Historic Preservation - LNR 802</u>			
1	Review of State and Federal projects	Review reports, photos, inventories, meet with project proponents, enter into agreements with other agencies regarding the treatment of historic or cultural properties	LNR802	6E-8, 6E-10, 6E-42 National Historic Preservation Act as amended (NHPA)
2	Inventory and Survey	Inventory and catalogue significant cultural and historic sites	LNR802	6E-3, NHPA, NPS Grant Manual
3	National Register	Staff the Historic Hawaii Review Board (HHRB), review nominations for completeness, present nominations to the HHRB, forward appropriate nominations to the National Register, maintain files on register sites	LNR802	6E-3, 6E5.5, NPS Grant Manual
4	Burial protection	Staff the island burial councils (5), make determinations on inadvertent finds, review genealogies and make recommendations to the burial councils, review burial treatment plans and make recommendations to the burial councils. Attend meetings with descendants and project proponents.	LNR802	6E-3, 6E-43, 6E-43.5, 6E-43.6
5	Certified Local Governments (GLSs)	Work with the counties to ensure historic preservation programs on all islands. Provide grants to Maui and Kauai in alternate years, as they are the 2 counties with CLGs.	LNR802	6E-3, NHPA, NPS Grant Manual
6	Planning	Develop the statewide Historic Preservation Plan and update every 5 years	LNR802	6E-3, NHPA, NPS Grant Manual
7	Education and Outreach	Develop programs to educate the public about historic preservation and its importance to the state	LNR802	6E-3, NHPA
	<u>State Parks - LNR 806:</u>			
1	Maintain parks, facilities, & resources for future generations	Repair and maintain park facilities and historic sites; carry out capital improvement projects; protect resources.	LNR 806	Sec. 184
2	Provide safe public access to state parks and historic sites	Provide lifeguard services at parks on Oahu, Maui, Kauai, and Hawaii; determine and implement park improvements for public health and safety.	LNR 806	Sec. 184

Department of Land and Natural Resources
 Prioritized List of Functions

Table 1

Priority	Description of Function	Activities	Prog ID(s)	Statutory Reference
3	Increase opportunities for the enjoyment and appreciation of state parks and historic sites	Operate camping, lodging, picnic & recreational facilities; issue park use permits; develop interpretive programs; administer Land & Water Conservation Funds, State Comprehensive Outdoor Recreation Plan, grants, and provide public information.	LNR 806	Sec. 184
	<u>Administration - LNR 906</u>			
1	Provide direction, oversight and accountability for department and all administrative support services to every division.	Plan, direct, & coordinate the various activities of the department within the scope of laws & regulations; direct the preparation of department budgets, submit and justify budgets before review by approving authorities and exercise control of funds made available for the department; maintain a comprehensive accounting and financial information system for the Department's revenues, expenditures and financial transactions; provide and maintain a comprehensive personnel management program for the department providing support services to the Chairperson, staff offices, 11 operating divisions, and one attached agency; plan, coordinate and administer the department's information processing and telecommunications services for program functions.	LNR 906	Chapters 6D, 6E, 6K, 26, 76, 171, 172, 173, 173A, 174, 174C, 179D, 180, 181, 182, 183, 183B, 183C, 183D, 184, 185, 186, 187A, 188, 188F, 189, 190, 190D, 193, 194, 195, 195D, 195F, 196D, 198D, 199, 199D, 200, 501, 502, HRS
	<u>PLDC</u>			
2	Administer an appropriate and culturally sensitive public land development program.	Assist state and county agencies and departments to increase public benefit by facilitating partnerships that allow for reinvestment and enhancement of existing state assets; work with agencies to establish new programs and initiatives of public benefit; assist state agencies in achieving their core missions and increasing their department's revenues; work to create jobs and small business opportunities that are achieved through partnerships with state agencies and departments.	LNR 906	Act 55, SLH 2011

Department of Land and Natural Resources
Department-Wide Budget Summary

Table 2

Fiscal Year 2013				
Act 106/12 Appropriation	Restriction	Emergency Appropriation	Total FY13	MOF
\$ 25,738,532.00	\$ (1,226,399.00)	\$ -	\$ 24,512,133.00	A
\$ 64,599,200.00	\$ -	\$ -	\$ 64,599,200.00	B
\$ 19,398,967.00	\$ -	\$ -	\$ 19,398,967.00	N
\$ 136,197.00	\$ -	\$ -	\$ 136,197.00	T
\$ 800,000.00	\$ -	\$ -	\$ 800,000.00	U
\$ 861,353.00	\$ -	\$ -	\$ 861,353.00	W
\$ 111,534,249.00	\$ (1,226,399.00)	\$ -	\$ 110,307,850.00	Total
Fiscal Year 2014				
Act 106/12 Appropriation	Reductions	Additions	Total FY14	MOF
\$ 25,738,532.00	\$ (750,000.00)	3,171,795.00	\$ 28,160,327.00	A
\$ 64,599,200.00	\$ (3,580,000.00)	11,791,545.00	\$ 72,810,745.00	B
\$ 19,398,967.00	\$ (8,539,050.00)	79,487.00	\$ 10,939,404.00	N
\$ -	\$ -	16,521,674.00	\$ 16,521,674.00	P
\$ 136,197.00	\$ -	\$ -	\$ 136,197.00	T
\$ 800,000.00	\$ -	700,000.00	\$ 1,500,000.00	U
\$ 861,353.00	\$ -	\$ 7,030.00	\$ 868,383.00	W
\$ 111,534,249.00	\$ (12,869,050.00)	\$ 32,271,531.00	\$ 130,936,730.00	Total
Fiscal Year 2015				
Act 106/12 Appropriation	Reductions	Additions	Total FY15	MOF
\$ 25,738,532.00	\$ (750,000.00)	3,235,067.00	\$ 28,223,599.00	A
\$ 64,599,200.00	\$ (3,580,000.00)	11,673,131.00	\$ 72,692,331.00	B
\$ 19,398,967.00	\$ (8,757,548.00)	79,487.00	\$ 10,720,906.00	N
\$ -		16,740,172.00	\$ 16,740,172.00	p
\$ 136,197.00			\$ 136,197.00	T
\$ 800,000.00		700,000.00	\$ 1,500,000.00	U
\$ 861,353.00		\$ 7,030.00	\$ 868,383.00	W
\$ 111,534,249.00	\$ (13,087,548.00)	\$ 32,434,887.00	\$ 130,881,588.00	Total

Department of Land and Natural Resources
Funding by Program ID

Table 3

Prog ID	Program Title	MOF	As budgeted in Act 106/12 (FY13)			Governor's Submittal (FY14)				Governor's Submittal (FY15)			
			Pos (P)	Pos (T)	\$\$\$	Pos (P)	Pos (T)	\$\$\$	Percent Change of \$\$\$\$	Pos (P)	Pos (T)	\$\$\$	Percent Change of \$\$\$\$
LNR 101	Public Lands Management	B	52.00	1.00	\$ 13,267,547	54.00	1.00	\$ 12,430,985	-6.3%	54.00	1.00	\$ 12,464,657	-6.1%
		N			\$ 73,932			\$ 75,238	1.8%			\$ 75,238	1.8%
		LNR 101 Total	52.00	1.00	\$ 13,341,479	54.00	1.00	\$ 12,506,223	-6.3%	54.00	1.00	\$ 12,539,895	-6.0%
LNR 111	Conveyances and Record	B	58.00	3.00	\$ 4,396,939	58.00	3.00	\$ 4,779,966	8.7%	58.00	3.00	\$ 4,779,966	8.7%
		LNR 111 Total	58.00	3.00	\$ 4,396,939	58.00	3.00	\$ 4,779,966	8.7%	58.00	3.00	\$ 4,779,966	8.7%
LNR 141	Water & Land Developm	A	1.50	0.00	\$ 196,898	1.50	0.00	\$ 202,750	3.0%	1.50	0.00	\$ 202,750	3.0%
		B	4.00	0.00	\$ 606,041	4.00	0.00	\$ 613,103	1.2%	4.00	0.00	\$ 613,103	1.2%
		W	0.00	0.00	\$ 185,338	0.00	0.00	\$ 188,181	1.5%	0.00	0.00	\$ 188,181	1.5%
		LNR 141 Total	5.50	0.00	\$ 988,277	5.50	0.00	\$ 1,004,034	1.6%	5.50	0.00	\$ 1,004,034	1.6%
LNR 153	Commercial Fisheries & A	A	7.00	0.00	\$ 548,769	7.00	0.00	\$ 561,741	2.4%	7.00	0.00	\$ 561,741	2.4%
		B	1.00	0.00	\$ 302,235	1.00	0.00	\$ 303,474	0.4%	1.00	0.00	\$ 303,474	0.4%
		N	3.00	1.00	\$ 746,632	0.00	0.00	\$ 383,305	-48.7%	0.00	0.00	\$ 383,305	-48.7%
		P				3.00	1.00	\$ 367,000	#DIV/0!	3.00	1.00	\$ 367,000	#DIV/0!
		LNR 153 Total	11.00	1.00	\$ 1,597,636	11.00	1.00	1,615,520	1.1%	11.00	1.00	1,615,520	1.1%
LNR 172	Forestry - Products Devel	A	15.00	0.00	\$ 534,780	15.00	0.00	\$ 1,553,023	190.4%	15.00	0.00	\$ 1,553,023	190.4%
		B	2.50	10.00	\$ 3,614,783	6.50	7.00	\$ 3,637,996	0.6%	6.50	7.00	\$ 3,637,996	0.6%
		N	1.50	0.00	\$ 989,990	0.00	0.00	0	-100.0%	0.00	0.00	0	-100.0%
		P				1.50	1.00	\$ 4,542,847	#DIV/0!	1.50	1.00	\$ 4,542,847	#DIV/0!
		LNR 172 Total	19.00	10.00	\$ 5,139,553	23.00	8.00	\$ 9,733,866	89.4%	23.00	8.00	\$ 9,733,866	89.4%

Department of Land and Natural Resources
Funding by Program ID

Table 3

Prog ID	Program Title	MOF	As budgeted in Act 106/12 (FY13)			Governor's Submittal (FY14)				Governor's Submittal (FY15)			
			Pos (P)	Pos (T)	\$\$\$	Pos (P)	Pos (T)	\$\$\$	Percent Change of \$\$\$\$	Pos (P)	Pos (T)	\$\$\$	Percent Change of \$\$\$\$
LNR 401	Aquatic Resources	A	29.25	7.00	\$ 2,197,469	29.25	7.00	\$ 2,535,808	15.4%	29.25	7.00	\$ 2,535,808	15.4%
		N	1.25	9.00	\$ 3,453,492	1.00	1.00	\$ 1,416,709	-59.0%	1.00	1.00	\$ 1,416,709	-59.0%
		P				0.75	8.00	\$ 2,062,000	#DIV/0!	0.75	8.00	\$ 2,062,000	#DIV/0!
	LNR 401 Total		30.50	16.00	\$ 5,650,961	31.00	16.00	\$ 6,014,517	6.4%	31.00	16.00	\$ 6,014,517	6.4%
LNR 402	Forest and Wildlife Resou	A	49.50	3.00	\$ 3,629,840	51.50	2.00	\$ 4,013,599	10.6%	51.50	2.00	\$ 4,047,174	11.5%
		B	0.00	0.00	\$ 3,405,525	0.00	0.00	\$ 3,405,749	0.0%	0.00	0.00	\$ 3,405,749	0.0%
		N	10.50	1.00	\$ 5,196,726	5.50	0.00	\$ 3,628,155	-30.2%	5.50	0.00	\$ 3,628,155	-30.2%
		P				5.00	6.00	\$ 5,313,645	#DIV/0!	5.00	6.00	\$ 5,313,645	#DIV/0!
		T	0.00	2.00	\$ 136,197	0.00	2.00	\$ 136,197	0.0%	0.00	2.00	\$ 136,197	0.0%
		U	0.00	11.00	\$ 800,000	0.00	11.00	\$ 1,500,000	87.5%	0.00	11.00	\$ 1,500,000	87.5%
	LNR 402 Total		60.00	17.00	\$ 13,168,288	62.00	21.00	\$ 17,997,345	36.7%	62.00	21.00	\$ 18,030,920	36.9%
LNR 404	Water Resources Manage	A	19.00	0.00	\$ 2,225,795	19.00	0.00	\$ 2,273,185	2.1%	19.00	0.00	\$ 2,273,185	2.1%
		B	3.00	0.00	\$ 479,749	3.00	0.00	\$ 591,818	23.4%	3.00	0.00	\$ 591,818	23.4%
	LNR 404 Total		22.00	0.00	\$ 2,705,544	22.00	0.00	\$ 2,865,003	5.9%	22.00	0.00	\$ 2,865,003	5.9%
LNR 405	Conservation & Resource	A	114.25	0.00	\$ 7,186,522	114.25	0.00	\$ 6,644,604	-7.5%	114.25	0.00	\$ 6,644,604	-7.5%
		B	18.00	0.00	\$ 1,583,055	18.00	0.00	\$ 2,176,083	37.5%	18.00	0.00	\$ 2,176,083	37.5%
		N	1.75	1.00	\$ 761,973	1.75	1.00	\$ 458,259	-39.9%	1.75	1.00	\$ 458,259	-39.9%
		P				0.00	0.00	\$ 1,009,855	#DIV/0!	0.00	0.00	\$ 1,009,855	#DIV/0!
		W	1.00	0.00	\$ 106,481	1.00	0.00	\$ 108,114	1.5%	1.00	0.00	\$ 108,114	1.5%

Department of Land and Natural Resources
Funding by Program ID

Table 3

Prog ID	Program Title	MOF	As budgeted in Act 106/12 (FY13)			Governor's Submittal (FY14)				Governor's Submittal (FY15)			
			Pos (P)	Pos (T)	\$\$\$	Pos (P)	Pos (T)	\$\$\$	Percent Change of \$\$\$	Pos (P)	Pos (T)	\$\$\$	Percent Change of \$\$\$
	LNR 405 Total		135.00	1.00	\$ 9,638,031	135.00	1.00	\$ 10,396,915	7.9%	135.00	1.00	\$ 10,396,915	7.9%
LNR 407	Natural Area Reserves an	A	19.00	0.00	\$ 735,709	19.00	0.00	\$ 762,151	3.6%	19.00	0.00	\$ 762,151	3.6%
		B	10.50	17.00	\$ 9,620,788	20.50	31.00	\$ 16,150,731	67.9%	20.50	31.00	\$ 15,695,731	63.1%
		N	0.50	0.00	\$ 1,637,269	0.50	0.00	\$ 761	-100.0%	0.50	0.00	\$ 761	-100.0%
		P						\$ 1,637,269	#DIV/0!			\$ 1,637,269	#DIV/0!
	LNR 407 Total		30.00	17.00	\$ 11,993,766	40.00	31.00	\$ 18,550,912	54.7%	40.00	31.00	\$ 18,095,912	50.9%
LNR 801	Ocean-Based Recreation	B	104.00	0.00	\$ 16,618,658	105.00	0.00	\$ 16,829,958	1.3%	105.00	0.00	\$ 16,851,272	1.4%
		N	0.00	0.00	\$ 1,000,703	0.00	0.00	\$ 1,001,411	0.1%	0.00	0.00	\$ 1,001,411	0.1%
	LNR 801 Total		104.00	0.00	\$ 17,619,361	105.00	0.00	\$ 17,831,369	1.2%	105.00	0.00	\$ 17,852,683	1.3%
LNR 802	Historic Preservation	A	17.00	3.00	\$ 1,245,006	19.00	3.00	\$ 1,490,444	19.7%	19.00	3.00	\$ 1,472,944	18.3%
		B	0.00	2.00	\$ 146,124	0.00	0.00	\$ 151,228	3.5%	0.00	0.00	\$ 151,228	3.5%
		N	0.00	8.00	\$ 734,069	0.00	8.00	\$ 746,089	1.6%	0.00	8.00	\$ 746,089	1.6%
	LNR 802 Total		17.00	13.00	\$ 2,125,199	19.00	11.00	\$ 2,387,761	12.4%	19.00	11.00	\$ 2,370,261	11.5%
LNR 804	Forest Recreation	A	29.50	0.00	\$ 1,210,541	29.50	0.00	\$ 1,251,336	3.4%	29.50	0.00	\$ 1,251,336	3.4%
		B	6.50	0.00	\$ 692,766	6.50	0.00	\$ 1,012,912	46.2%	6.50	0.00	\$ 712,912	2.9%
		N	5.00	6.00	\$ 2,199,104	5.00	11.00	\$ 2,207,731	0.4%	5.00	11.00	\$ 2,207,731	0.4%
		W	0.00	2.00	\$ 569,534	0.00	2.00	\$ 572,088	0.4%	0.00	2.00	\$ 572,088	0.4%
	LNR 804 Total		41.00	8.00	\$ 4,671,945	41.00	13.00	\$ 5,044,067	8.0%	41.00	13.00	\$ 4,744,067	1.5%
LNR 805	Recreational Fisheries	A	7.00	0.00	\$ 256,231	7.00	0.00	\$ 415,524	62.2%	7.00	0.00	\$ 415,524	62.2%
		B	0.00	0.25	\$ 75,815	0.00	0.25	\$ 76,131	0.4%	0.00	0.25	\$ 76,131	0.4%

Department of Land and Natural Resources
Funding by Program ID

Table 3

Prog ID	Program Title	MOF	As budgeted in Act 106/12 (FY13)			Governor's Submittal (FY14)				Governor's Submittal (FY15)			
			Pos (P)	Pos (T)	\$\$\$	Pos (P)	Pos (T)	\$\$\$	Percent Change of \$\$\$\$	Pos (P)	Pos (T)	\$\$\$	Percent Change of \$\$\$\$
		N	0.00	0.75	\$ 1,017,216	0.00	0.75	\$ 1,021,746	0.4%	0.00	0.75	\$ 1,021,746	0.4%
	LNR 805 Total		7.00	1.00	\$ 1,349,262	7.00	1.00	\$ 1,513,401	12.2%	7.00	1.00	\$ 1,513,401	12.2%
LNR 806	State Parks	A	78.00	0.00	\$ 3,966,421	80.00	0.00	\$ 4,590,584	15.7%	80.00	0.00	\$ 4,637,781	16.9%
		B	35.00	4.00	\$ 6,386,491	36.00	4.00	\$ 7,137,682	11.8%	36.00	4.00	\$ 7,662,926	20.0%
		N	0.00	0.00	\$ 1,218,456	0.00	0.00	\$ -	-100.0%	0.00	0.00	\$ -	-100.0%
		P	0.00	0.00	\$ -	0.00	0.00	\$ 1,218,456	#DIV/0!	0.00	0.00	\$ 1,218,456	#DIV/0!
	LNR 806 Total		113.00	4.00	\$ 11,571,368	116.00	4.00	\$ 12,946,722	11.9%	116.00	4.00	\$ 13,519,163	16.8%
LNR 810	Prevention of Natural Disasters	B	8.50	0.00	\$ 2,033,971	8.50	0.00	\$ 2,059,158	1.2%	8.50	0.00	\$ 2,059,158	1.2%
		N	0.50	0.00	\$ 369,405	0.00	0.00	\$ -	-100.0%	0.00	0.00	\$ -	-100.0%
		P				0.50	0.00	\$ 370,602	#DIV/0!	0.50	0.00	\$ 370,602	#DIV/0!
	LNR 810 Total		9.00	0.00	\$ 2,403,376	9.00	0.00	\$ 2,429,760	1.1%	9.00	0.00	\$ 2,429,760	1.1%
LNR 906	Natural Physical Environm	A	31.00	0.00	\$ 1,804,551	31.00	0.00	\$ 1,865,578	3.4%	31.00	0.00	\$ 1,865,578	3.4%
		B	12.00	0.00	\$ 1,018,713	14.00	0.00	\$ 1,103,771	8.3%	14.00	0.00	\$ 1,160,127	13.9%
	PLDC	B	0.00	3.00	\$ 350,000	0.00	3.00	\$ 350,000	0.0%	0.00	3.00	\$ 350,000	0.0%
	LNR 906 Total		43.00	3.00	\$ 3,173,264	45.00	3.00	\$ 3,319,349	4.6%	45.00	3.00	\$ 3,375,705	6.4%
	Totals		757.00	95.00	111,534,249	783.50	114.00	130,936,730	17.4%	783.50	114.00	130,881,588	17.3%
		A	417.00	13.00	25,738,532	423.00	12.00	28,160,327	9.4%	423.00	12.00	28,223,599	9.7%
		B	315.00	40.25	64,599,200	335.00	49.25	72,810,745	12.7%	335.00	49.25	72,692,331	12.5%
		N	24.00	26.75	19,398,967	13.75	21.75	10,939,404	-43.6%	13.75	21.75	10,939,404	-43.6%
		P				10.75	16.00	16,521,674	#DIV/0!	10.75	16.00	16,521,674	#DIV/0!
		T	-	2.00	136,197	-	2.00	136,197	0.0%	-	2.00	136,197	0.0%
		U	-	11.00	800,000	-	11.00	1,500,000	87.5%	-	11.00	1,500,000	87.5%
		W	1.00	2.00	861,353	1.00	2.00	868,383	0.8%	1.00	2.00	868,383	0.8%
			757.00	95.00	111,534,249	783.50	114.00	130,936,730	17.4%	783.50	114.00	130,881,588	17.3%

Department of Land and Natural Resources
Budget Decisions

Table 4

Proj ID	Description	MOF	Initial Department Requests						Budget and Finance Recommendations						Governor's Decisions					
			FY14			FY15			FY14			FY15			FY14			FY15		
			Pos (P)	Pos (T)	\$\$\$	Pos (P)	Pos (T)	\$\$\$	Pos (P)	Pos (T)	\$\$\$	Pos (P)	Pos (T)	\$\$\$	Pos (P)	Pos (T)	\$\$\$	Pos (P)	Pos (T)	\$\$\$
Trade-offs/transfers																				
LNR 153/CC	Consolidate suborg CC to CB	A	(4.00)		(280,170)	(4.00)		\$ (280,170)	(4.00)		(280,170)	(4.00)		\$ (280,170)	(4.00)		(280,170)	(4.00)		\$ (280,170)
LNR 153/CB	Consolidate suborg CC to CB	A	4.00		280,170	4.00		\$ 280,170	4.00		280,170	4.00		\$ 280,170	4.00		280,170	4.00		\$ 280,170
LNR 401/CB	Consolidate suborg CB to CA	A	(14.25)	(7.00)	(1,420,549)	(14.25)	(7.00)	\$ (1,420,549)	(14.25)	(7.00)	(1,420,549)	(14.25)	(7.00)	\$ (1,420,549)	(14.25)	(7.00)	(1,420,549)	(14.25)	(7.00)	\$ (1,420,549)
LNR 401/CA	Consolidate suborg CB to CA	A	14.25	7.00	1,420,549	14.25	7.00	\$ 1,420,549	14.25	7.00	1,420,549	14.25	7.00	\$ 1,420,549	14.25	7.00	1,420,549	14.25	7.00	\$ 1,420,549
LNR 401/CB	Consolidate suborg CB to CA	N	(0.75)	(8.00)	(2,851,021)	(0.75)	(8.00)	\$ (2,851,021)	(0.75)	(8.00)	(2,851,021)	(0.75)	(8.00)	\$ (2,851,021)	(0.75)	(8.00)	(2,851,021)	(0.75)	(8.00)	\$ (2,851,021)
LNR 401/CA	Consolidate suborg CB to CA	N	0.75	8.00	2,851,021	0.75	8.00	\$ 2,851,021	0.75	8.00	2,851,021	0.75	8.00	\$ 2,851,021	0.75	8.00	2,851,021	0.75	8.00	\$ 2,851,021
LNR 401/CE	Consolidate suborg CE to CA	A	(7.00)		(333,843)	(7.00)		\$ (333,843)	(7.00)		(333,843)	(7.00)		\$ (333,843)	(7.00)		(333,843)	(7.00)		\$ (333,843)
LNR 401/CA	Consolidate suborg CE to CA	A	7.00		333,843	7.00		\$ 333,843	7.00		333,843	7.00		\$ 333,843	7.00		333,843	7.00		\$ 333,843
LNR 401/CE	Consolidate suborg CE to CA	N	(1.00)		(321,758)	(1.00)		\$ (321,758)	(1.00)		(321,758)	(1.00)		\$ (321,758)	(1.00)		(321,758)	(1.00)		\$ (321,758)
LNR 401/CA	Consolidate suborg CE to CA	N	1.00		321,758	1.00		\$ 321,758	1.00		321,758	1.00		\$ 321,758	1.00		321,758	1.00		\$ 321,758
LNR 405/HA	Eliminate Negative Personal Services Adjustment on BJ-1A	A			215,930			\$ 215,930			215,930			\$ 215,930			215,930			\$ 215,930
LNR 405/HA	Reduce equipment (\$116,500) and operating expenses (\$99,430) to eliminate negative personal services	A			(215,930)			\$ (215,930)			(215,930)			\$ (215,930)			(215,930)			\$ (215,930)
Additional resources for current program and New Day objectives:																				
LNR407	Add funds for Watershed Initiative and Governor's New Day	A			11,000,000			\$ 11,000,000												
LNR 407	Add positions and funds for Watershed Initiative and Governor's New Day	B		11.00	2,500,000		11.00	\$ 2,500,000								11.00	\$ 8,500,000		11.00	\$ 8,500,000
LNR 802	Change MOF for 2 positions from special to general funds and convert them from temporary to permanent: 1) Pos.# 103121, Historic Sites Preservation Specialist \$(88,667); 2) Pos. # 112243, Historic Sites Specialist (\$85,258). Not enough special funds to cover salaries.	B		(2.00)	(173,925)		(2.00)	\$ (173,925)		(2.00)	(173,925)		(2.00)	(173,925)		(2.00)			(2.00)	
LNR 802	Change MOF for 2 positions from special to general funds and convert them from temporary to permanent: 1) Pos.# 103121, Historic Sites Preservation Specialist (\$62,424); 2) Pos. # 112243, Historic Sites Specialist (\$60,024). Add \$20,000 to upgrade positions.	A	2.00		142,448	2.00		\$ 142,448	2.00		\$ 142,448	2.00		\$ 142,448	2.00		\$ 142,448	2.00		\$ 142,448
LNR 172	Restore Funding for the Hawaii Invasive Species Council Program and Projects	A			2,000,000			\$ 2,000,000			\$ 1,000,000			\$ 1,000,000			\$ 1,000,000			\$ 1,000,000
LNR 405	DOCARE Motor Vehicle GPS - to improve efficiency, accountability and productivity of state law enforcement vehicles.	A			115,000			\$ 55,000												

Department of Land and Natural Resources
Budget Decisions

Table 4

		Initial Department Requests						Budget and Finance Recommendations						Governor's Decisions						
Prog ID	Description	MOF	FY14			FY15			FY14			FY15			FY14			FY15		
			Pos (P)	Pos (T)	\$\$\$	Pos (P)	Pos (T)	\$\$\$	Pos (P)	Pos (T)	\$\$\$	Pos (P)	Pos (T)	\$\$\$	Pos (P)	Pos (T)	\$\$\$	Pos (P)	Pos (T)	\$\$\$
LNR 806 / FA	Add \$482,000 to cover annual deficit in General Fund expense for payroll and related costs.	A			482,000			\$ 482,000			\$ 482,000			\$ 482,000			\$ 482,000			\$ 482,000
LNR 401/C8	Add funds to cover the negative payroll and restore payroll for "Supersucker" positions	A			229,932			\$ 229,932			\$ 229,932			\$ 229,932			\$ 229,932			\$ 229,932
LNR 804	Restore funding for negative payroll	A			200,000			\$ 200,000												
LNR172	Restore funding for negative payroll	A			120,000			\$ 120,000												
LNR 402	Add Funds for Kure Atoll Wildlife Sanctuary	A			250,000			\$ 250,000			\$ 250,000			\$ 250,000			\$ 250,000			\$ 250,000
LNR 802	Change MOF for Pos. # 91218,Certified Local Government Grant Specialist from Federal (N) to General (A) because there are not enough federal funds to cover Salary.	N		(1.00)	(75,281)		(1.00)	\$ (75,281)												
LNR 802	Change MOF for Pos. # 91218,Certified Local Government Grant Specialist from Federal (N) to General (A) because there are not enough federal funds to cover salary. Convert this position from temporary to permanent.	A	1.00		53,000	1.00		\$ 53,000												
LNR 802	Add 6 new HP positions and funds: Communication and Outreach (\$57,000); Planner (\$57,000); 2 Office Assistant III (\$52,000); 2 Archaeologists, (\$120,000)	A	6.00		143,000	6.00		\$ 286,000												
LNR 805/C8	Add \$150,000 general funds as matching funds to \$450,000 in available federal funds for Aquatic Resource Management	A			150,000			\$ 150,000			\$ 150,000			\$ 150,000			\$ 150,000			\$ 150,000
LNR 806 / FA	Cover total cost of Maui County lifeguards at Makena Beach State Park.	A			391,369			\$ 391,369												
LNR 402	Add (1) Deputy Administrator, DOFAW; (1) Deputy Branch Mgr, DOFAW Hawaii	A	2.00		79,491	2.00		\$ 136,982	1.00		\$ 41,574	1.00		\$ 75,149	1.00		\$ 41,574	1.00		\$ 75,149
LNR 906	Add Office Assistant IV position the Office of the Chairperson	A	1.00		13,878	1.00		\$ 27,756												
LNR 401/C8	Add operating funds for the Papahānaumokuākea National Monument	A			50,000			\$ 50,000			\$ 50,000			\$ 50,000			\$ 50,000			\$ 50,000
LNR 141	Soil and Water Conservation District Program, Statewide - additional funds for operation of the 16 Soil and Water Conservation Districts, pursuant to HRS, Chapter 180.	A	0.00	0.00	80,000	0.00	0.00	\$ 80,000												

Department of Land and Natural Resources
Budget Decisions

Table 4

Prog ID	Description	MOF	Initial Department Requests						Budget and Finance Recommendations						Governor's Decisions					
			FY14			FY15			FY14			FY15			FY14			FY15		
			Pos (P)	Pos (T)	\$\$\$	Pos (P)	Pos (T)	\$\$\$	Pos (P)	Pos (T)	\$\$\$	Pos (P)	Pos (T)	\$\$\$	Pos (P)	Pos (T)	\$\$\$	Pos (P)	Pos (T)	\$\$\$
LNR 405	Purchase of Electric Guns for law enforcement - in accordance with Act 14B 5LH 2012	A			\$ 75,000			\$ 75,000												
LNR 802	Add funds for Historic Preservation Division operating expenditures: \$56,200 for lease and operating expenditures for Kona Office; \$30,000 for inadvertent Burial Council statewide; \$50,000 for listening sessions, Island wide; \$50,000 for context studies; \$146,395 for travel and training; \$45,000 for workflow study; \$5,120 for office furniture	A			\$ 382,715			\$ 232,595												
LNR 802	Funds for various Historic Preservation equipment: Annual GIS/ESRI licenses and DocuShare server and license upgrades (\$47,400 and \$32,400); replace computers, \$15,000 and \$12,500).	A			\$ 62,400			\$ 44,900			\$ 62,400			\$ 44,900			62,400		\$ 44,900	
LNR 806 / FA	Fully fund State Parks utilities costs statewide.	A			300,000			\$ 300,000												
LNR 405	DOCARE Purchase of Computers - replace obsolete computers	A			70,000															
LNR 101	Add 2 new positions: 1)Applications/System Analyst for the Land Trust Information System; 2) Land Agent for the Hawaii District	B	2.00		111,794	2.00		\$ 145,466	2.00		\$ 111,794	2.00		\$ 145,466	2.00		\$ 111,794	2.00	\$ 145,466	
LNR 801	Add Harbor Agent II	B	1.00		21,315	1.00		\$ 42,629	1.00		\$ 21,315	1.00		\$ 42,629	1.00		\$ 21,315	1.00	\$ 42,629	
LNR 906	Add 2 positions: 1) Office Assistant III position for ASO; Information Technology Specialist V for ITO	B	2.00		56,356	2.00		\$ 112,712	2.00		\$ 56,356	2.00		\$ 112,712	2.00		\$ 56,356	2.00	\$ 112,712	
LNR 806 / FI	Add Park Caretaker II position and fund operating and utility costs for the new Diamond Head lineal park.	B	1.00	0.00	65,243	1.00	0.00	\$ 90,487	1.00		\$ 65,243	1.00	0.00	\$ 90,487	1.00	0.00	\$ 65,243	1.00	0.00	\$ 90,487
LNR 111	Increase BOC special fund expenditure ceiling for digitization of archives stored on microfilm. Anticipates to be a multi-year project.	B			250,000			\$ 250,000			\$ 250,000			\$ 250,000			\$ 250,000		\$ 250,000	
LNR 404	Raise CWRM special fund expenditure ceiling	B			100,000			\$ 100,000			\$ 100,000			\$ 100,000			\$ 100,000		\$ 100,000	
LNR 806 / FI	Increase State Parks special fund expenditure by \$500,00 in FY14 and 1,000,000 in FY2015.	B			500,000			\$ 1,000,000			\$ 500,000			\$ 1,000,000			\$ 500,000		\$ 1,000,000	
LNR 806/ FA	Add two General Laborer I Positions to Kauai District State Parks	A	2.00		47,197	2.00		\$ 94,394	2.00		\$ 47,197	2.00		\$ 94,394	2.00		\$ 47,197	2.00	\$ 94,394	

Department of Land and Natural Resources
Budget Decisions

Table 4

Prog ID	Description	MOF	Initial Department Requests						Budget and Finance Recommendations						Governor's Decisions					
			FY14			FY15			FY14			FY15			FY14			FY15		
			Pos (P)	Pos (T)	\$\$\$	Pos (P)	Pos (T)	\$\$\$	Pos (P)	Pos (T)	\$\$\$	Pos (P)	Pos (T)	\$\$\$	Pos (P)	Pos (T)	\$\$\$	Pos (P)	Pos (T)	\$\$\$
LNR 806 / FA	Purchase new equipment for State Parks: one road grader (\$100,000) for Kauai and 20 mowers for the 55 developed park areas Statewide .	A			200,000			\$ 200,000												
LNR 172	Equipment for DOFAW Branch Operations, FY 14: D4 Tractor (\$220,000); 3000 gal water tender (\$90,000); FY 15 various equipment: ATVs, brushcutter, lowboy trailer, bobcat tractors (\$290,000)	A			310,000			\$ 290,000												
LNR 806 / FA	Purchase six additional vehicles (medium and lightweight trucks) for State Parks operations and maintenance	A			105,000			\$ 105,000												
LNR 172	Motor Vehicles for Forest Reserve Management - Kauai (2), Maui (2), Oahu (2)	A			120,000			\$ 120,000												
LNR407	Add (3) Temporary Positions and Funds for DOFAW natural resource Education Outreach	A		3.00	70,946		3.00	\$ 129,892												
LNR172	Add (2) Positions and Funds to Reflect Restoration of Abolished Positions #12479 Forester IV, Hawaii and #15297 Forester IV, Oahu	A	2.00		43,297	3.00		\$ 86,594												
LNR804	Add (3) Positions and Funds to Reflect Restoration of Abolished Positions #8282, 46988 FW Tech IV, Kauai and #27083 FW Worker II, Hawaii	A	3.00		47,208	3.00		\$ 94,415												
LNR402	Add (1) Position and Funds to Reflect Restoration of Abolished Position, Wildlife Biologist IV, Oahu	A	1.00		21,649	1.00		\$ 43,298												
LNR 802	Motor vehicles for HP's Hilo and Oahu Offices	A			60,000															
LNR 906	Add operating funds for the Public Land Development Corporation	A			350,000			\$ 350,000												
LNR 172	Convert 4 Invasive Species Tech positions from temporary to permanent	B	4.00	(4.00)		4.00	(4.00)		4.00	(4.00)		4.00	(4.00)		4.00	(4.00)		4.00	(4.00)	
LNR 402	Convert 1 Forestry and Wildlife Worker III position from temporary to permanent	A	1.00	(1.00)		1.00	(1.00)		1.00	(1.00)		1.00	(1.00)		1.00	(1.00)		1.00	(1.00)	
LNR 407	Convert 10 positions from temporary to permanent: 6 NAR Specialist, 4 Forestry and Wildlife Technician IV	B	10.00	(10.00)		10.00	(10.00)		10.00	(10.00)		10.00	(10.00)		10.00	(10.00)		10.00	(10.00)	

Department of Land and Natural Resources
Budget Decisions

Table 4

Prog ID	Description	MOF	Initial Department Requests						Budget and Finance Recommendations						Governor's Decisions					
			FY14			FY15			FY14			FY15			FY14			FY15		
			Pos (P)	Pos (T)	\$\$\$	Pos (P)	Pos (T)	\$\$\$	Pos (P)	Pos (T)	\$\$\$	Pos (P)	Pos (T)	\$\$\$	Pos (P)	Pos (T)	\$\$\$	Pos (P)	Pos (T)	\$\$\$
LNR 407	Add Funds for DOFAW NARS and Watershed Program Motor Vehicles (\$360,000) and Equipment (\$95,000)	B			455,000						\$ 455,000						\$ 455,000			
LNR 806	Staff to operate an additional park in Central Maui	A				2.00		\$ 100,000												
LNR 172	Add (1) Temporary Forester V Position for DOFAW Kauai	B		1.00	36,442		1.00	\$ 72,554		1.00	\$ 36,442		1.00	\$ 72,554		1.00	\$ 36,442		1.00	\$ 72,554
LNR 172	Transfer from other operating expenses to cover payroll	8			(36,442)			\$ (72,554)			\$ (36,442)			\$ (72,554)			\$ (36,442)			\$ (72,554)
LNR 172	Add (1) Temporary Nursery Worker Position for DOFAW Kauai	P		1.00	26,249		1.00	\$ 52,498		1.00	\$ 26,249		1.00	\$ 52,498		1.00	\$ 26,249		1.00	\$ 52,498
LNR 172	Transfer from other operating expenses to cover payroll	P			(26,249)			\$ (52,498)			\$ (26,249)			\$ (52,498)			\$ (26,249)			\$ (52,498)
LNR402	Add (5) Temporary Positions for Wildlife	P		5.00	101,178		5.00	\$ 202,356		5.00	\$ 101,178		5.00	\$ 202,356		5.00	\$ 101,178		5.00	\$ 202,356
LNR402	Transfer from other operating expenses to cover payroll	P			(101,178)			\$ (202,356)			\$ (101,178)			\$ (202,356)			\$ (101,178)			\$ (202,356)
LNR804	Add (5) Temporary Positions and Funds for LNR804	N		5.00	141,020		5.00	\$ 282,040		5.00	\$ 141,020		5.00	\$ 282,040		5.00	\$ 141,020		5.00	\$ 282,040
LNR804	Transfer from other operating expenses to cover payroll	N			(141,020)			\$ (282,040)			\$ (141,020)			\$ (282,040)			\$ (141,020)			\$ (282,040)
LNR407	Add (13) Temporary Positions and Funds	B		13.00	390,358		13.00	\$ 780,716		13.00	\$ 390,358		13.00	\$ 780,716		13.00	\$ 390,358		13.00	\$ 780,716
LNR407	Transfer from other operating expenses to cover payroll	8			(390,358)			\$ (780,716)			\$ (390,358)			\$ (780,716)			\$ (390,358)			\$ (780,716)
LNR 402	Interdepartmental funds for the Nene Project	U			700,000			\$ 700,000			\$ 700,000			\$ 700,000			\$ 700,000			\$ 700,000
LNR 806	Purchase six additional vehicles (medium and lightweight trucks)	B			105,000			\$ 105,000			\$ 105,000			\$ 105,000			\$ 105,000			\$ 105,000
LNR 804	Increase special fund expenditure ceiling for the Forest and Outdoor Recreation Program	8			300,000			\$ 300,000			\$ 300,000			\$ 300,000			\$ 300,000			\$ 300,000
LNR 405	Increase DOCARE's federal fund expenditure ceiling	P			700,000			\$ 700,000			\$ 700,000			\$ 700,000			\$ 700,000			\$ 700,000
LNR 172	Increase federal fund expenditure ceiling for Forestry Resource Management and Development	P			3,550,000			\$ 3,550,000			\$ 3,550,000			\$ 3,550,000			\$ 3,550,000			\$ 3,550,000
LNR 402	Increase federal fund expenditure ceiling for NARS	P			3,732,624			\$ 3,732,624			\$ 3,732,624			\$ 3,732,624			\$ 3,732,624			\$ 3,732,624
LNR 405	Include DOCARE Special Fund	B			550,000			\$ 550,000			\$ 550,000			\$ 550,000			\$ 550,000			\$ 550,000
LNR 153/CB	Change MOF	N	(3.00)	(1.00)	(367,000)	(3.00)	(1.00)	\$ (367,000)	(3.00)	(1.00)	\$ (367,000)	(3.00)	(1.00)	\$ (367,000)	(3.00)	(1.00)	\$ (367,000)	(3.00)	(1.00)	\$ (367,000)
LNR 153/CB	Change MOF	P	3.00	1.00	367,000	3.00	1.00	\$ 367,000	3.00	1.00	\$ 367,000	3.00	1.00	\$ 367,000	3.00	1.00	\$ 367,000	3.00	1.00	\$ 367,000
LNR 172/DA	Change MOF	N	(1.50)		(992,847)	(1.50)		\$ (992,847)	(1.50)		\$ (992,847)	(1.50)		\$ (992,847)	(1.50)		\$ (992,847)	(1.50)		\$ (992,847)
LNR 172/DA	Change MOF	P	1.50		992,847	1.50		\$ 992,847	1.50		\$ 992,847	1.50		\$ 992,847	1.50		\$ 992,847	1.50		\$ 992,847
LNR 401/CA	Change MOF	N	(0.75)	(8.00)	(2,062,000)	(0.75)	(8.00)	\$ (2,280,498)	(0.75)	(8.00)	\$ (2,062,000)	(0.75)	(8.00)	\$ (2,280,498)	(0.75)	(8.00)	\$ (2,062,000)	(0.75)	(8.00)	\$ (2,280,498)
LNR 401/CA	Change MOF	P	0.75	8.00	2,062,000	0.75	8.00	\$ 2,280,498	0.75	8.00	\$ 2,062,000	0.75	8.00	\$ 2,280,498	0.75	8.00	\$ 2,062,000	0.75	8.00	\$ 2,280,498

Department of Land and Natural Resources
Budget Decisions

Table 4

		Initial Department Requests						Budget and Finance Recommendations						Governor's Decisions						
Prog ID	Description	MOF	FY14			FY15			FY14			FY15			FY14			FY15		
			Pos (P)	Pos (T)	\$\$\$	Pos (P)	Pos (T)	\$\$\$	Pos (P)	Pos (T)	\$\$\$	Pos (P)	Pos (T)	\$\$\$	Pos (P)	Pos (T)	\$\$\$	Pos (P)	Pos (T)	\$\$\$
LNR 402/DA	Change MOF	N	(5.00)	(1.00)	(1,581,021)	(5.00)	(1.00)	\$ (1,581,021)	(5.00)	(1.00)	(1,581,021)	(5.00)	(1.00)	\$ (1,581,021)	(5.00)	(1.00)	(1,581,021)	(5.00)	(1.00)	\$ (1,581,021)
LNR 402/DA	Change MOF	P	5.00	1.00	1,581,021	5.00	1.00	\$ 1,581,021	5.00	1.00	1,581,021	5.00	1.00	\$ 1,581,021	5.00	1.00	1,581,021	5.00	1.00	\$ 1,581,021
LNR 405/HA	Change MOF	N			(309,855)			\$ (309,855)			(309,855)			\$ (309,855)			(309,855)			\$ (309,855)
LNR 405/HA	Change MOF	P			309,855			\$ 309,855			309,855			\$ 309,855			309,855			\$ 309,855
LNR 407/NA	Change MOF	N			(1,637,269)			\$ (1,637,269)			(1,637,269)			\$ (1,637,269)			(1,637,269)			\$ (1,637,269)
LNR 407/NA	Change MOF	P			1,637,269			\$ 1,637,269			1,637,269			\$ 1,637,269			1,637,269			\$ 1,637,269
LNR 806//FA	Change MOF	N			(1,218,456)			\$ (1,218,456)			(1,218,456)			\$ (1,218,456)			(1,218,456)			\$ (1,218,456)
LNR 806//FA	Change MOF	P			1,218,456			\$ 1,218,456			1,218,456			\$ 1,218,456			1,218,456			\$ 1,218,456
LNR 810/GD	Change MOF	N	(0.50)		(370,602)	(0.50)		\$ (370,602)	(0.50)		(370,602)	(0.50)		\$ (370,602)	(0.50)		(370,602)	(0.50)		\$ (370,602)
LNR 810/GD	Change MOF	P	0.50		370,602	0.50		\$ 370,602	0.50		370,602	0.50		\$ 370,602	0.50		370,602	0.50		\$ 370,602
			41.00	21.00	\$ 31,213,655	44.00	21.00	\$ 31,250,287	26.00	8.00	\$ 13,478,958	26.00	8.00	\$ 13,423,816	26.00	19.00	\$ 22,152,883	26.00	19.00	\$ 22,097,741

Department of Land and Natural Resources
Proposed FY14 and FY15 Additions

Table 6

Prog ID	Request Category	Prog ID	Dept-Wide Pri.	Description of Addition	Explanation	MOF	FY14			FY15		
							Pos (P)	Pos (T)	\$\$\$	Pos (P)	Pos (T)	\$\$\$
LNR 407	ND	1	1	Add positions and funds for Watershed Initiative and Governor's New Day	The Department's requires \$11 million per year to reach the target "New Day" goal of doubling the amount of watershed protection in a decade to preserve Hawaii's water supplies. The initial request for that amount in general funds have also been denied by B&F. Because of the high priority nature of this initiative, the Department is seeking alternative sources of dedicated revenues which would increase special fund amounts. In preparation for these bills, \$8.5 million special funding allocation is requested, combined with a \$2.5 million General Obligation Bond Fund appropriation to meet the needs for this initiative. The \$5 million allocation in 2012 has already resulted in significant accomplishments, due to the watershed programs being well-established and ready to implement large shovel-ready projects.	B		11.00	8,500,000		11.00	8,500,000
LNR 802	AR	1	2	Change MOF for 2 positions from special to general funds and convert them from temporary to permanent: 1) Historic Sites Preservation Specialist (\$62,424); 2) Historic Sites Specialist (\$60,024). Add \$20,000 to upgrade positions	Not enough special funds to cover salaries of Pos. # 103121, Historic Sites Preservation Specialist, and 2) Pos. # 112243, Historic Sites Specialist.	B		(2.00)	0		(2.00)	0
LNR 802	AR	1	2	Change MOF for 2 positions from special to general funds and convert them from temporary to permanent: 1) Historic Sites Preservation Specialist (\$88,667); 2) Historic Sites Specialist (\$85,258).	Not enough special funds to cover salaries	A	2.00		142,448	2.00		142,448
LNR 172	HS	1	3	Restore Funding for the Hawaii Invasive Species Council Program and Projects	To restore funding to the Hawai'i Invasive Species Council (HISC) to fulfill a pledge in The Governor's "A New Day in Hawai'i" plan to improve coordination of invasive species prevention, management, and response. Prior to the recession, HISC received \$2,000,000 in general funds to control invasive species problems, and create "green jobs" in rural communities. Without adequate invasive species prevention funding, we are at risk of establishment of new pests that will have large costs to control in the future and potential secondary impacts on agriculture, tourism and the economy. Funds are needed to detect and eradicate axis deer on Hawaii, prevent the spread of fire ants across the state, prevent the introduction of brown tree snake, control Miconia in watersheds, remove coqui frog from Oahu, Kauai and Maui.	A			1,000,000			1,000,000

Department of Land and Natural Resources
Proposed FY14 and FY15 Additions

Table 6

Prog ID	Request Category	Prog ID Pri.	Dept-Wide Pri.	Description of Addition	Explanation	MOF	FY14			FY15		
							Pos (P)	Pos (T)	\$\$\$	Pos (P)	Pos (T)	\$\$\$
LNR 806	O	1	4	Add \$482,000 to cover annual deficit in General Fund expense for payroll and related costs.	In order to reflect elimination of this negative amount, the Division will have to lay off approximately 10 to 12 civil service employees. These positions are mainly in Field Services, and will directly impact park support, resulting in the further decline in maintenance of the parks. The Division has already eliminated vehicle and equipment purchases. The rest of the fund goes toward lifeguard expenses and utility costs. Therefore, there is nothing to offer as a trade off.	A			482,000			482,000
LNR 401/CB	AR	1	5	Add funds to cover the negative payroll and restore payroll for "Supersucker" positions	Over the past 5 years, the Supersucker field positions have been contracted and funded through the Hawaii Invasive Species Council (HISC). However, every year this funding has continued to decrease. The Department's six Supersucker positions were approved and funded by the 2008 Legislature; however, due to the recession these funds were part of overall reductions to the Department's budget. The HISC continues annually to struggle with funding and payroll for the contracted Supersucker positions will end by June 2013. Therefore, it is imperative that funds for these positions be restored in order for the Department to continue its efforts to remove, manage, and eventually control invasive algae species along our coastlines. We are not requesting to establish new positions, only to restore funding so that these vital positions can be filled.	A			229,932			229,932
LNR 402	AR	1	6	Add Funds for Kure Atoll Wildlife Sanctuary	The State is a Co-Trustee with management responsibilities for Kure Atoll within PMNM. Management of this area is a long term State priority. The State has not allocated funding for management; current funding sources are mostly federal which are at risk of decreasing significantly. This request also provides a "State match" for available federal grant funds. The funds would be used to restore critical habitat for numerous protected species in Kure Atoll Wildlife Sanctuary, remove invasive species, replant habitat with native vegetation, perform wildlife studies, remove marine debris and entanglement hazards for the endangered Hawaiian monk seal and sea turtles, provide field and logistics support for field crews and continue coordination and strategic planning with FWS and NOAA.	A			250,000			250,000

Department of Land and Natural Resources
Proposed FY14 and FY15 Additions

Table 6

Prog ID	Request Category	Prog ID Pri.	Dept-Wide Pri.	Description of Addition	Explanation	MOF	FY14			FY15		
							Pos (P)	Pos (T)	\$\$\$	Pos (P)	Pos (T)	\$\$\$
LNR 805	AR	1	7	Add \$150,000 general funds as matching funds to \$450,000 in available federal funds for Aquatic Resource Management	The request to add \$150,000 in general funds to LNR 805's operating budget to match \$450,000 in federal funding for various statewide projects (i.e. maintenance of artificial reefs, rainbow trout stocking at the Kokee Public Fishing Area, tag-recapture of several species of marine fish species, Maui-Oahu marine resource assessment studies, etc.) as only \$4,203 remain after years of cuts. Also, the additional operating funds would alleviate a chronic payroll shortage resolved in past years through general fund transfers from other programs along with reclassification of federal funds. Currently, the reclassifying of federal funds and savings from a vacant position has not resulted in a negative payroll balance, as such, the added funding would allow filling of an important vacant permanent position as the LNR 805 Program has a total of only 8 positions (7 permanent and 1 temporary).	A			150,000			150,000
LNR 402	AR	2	8	Add (1) Deputy Administrator for DOFAW	The DOFAW Administrator carries a very large workload of policy, personnel management, and program operations oversight. The Administrator position has responsibilities over 900,000 acres of state lands, oversees an annual budget of \$35,000,000 and 205 civil service positions, implements 11 major program areas, administratively supports 7 statutory advisory committees/commissions, and direct supervision of 12 professional and administrative staff. The Administrator position is overstretched with daily administrative duties and lack time to focus on policy development, community relations, and program development and oversight. An assistant is needed to improve administrative operations and maintain DOFAW's operations at a satisfactory level.	A	1.00		41,574	1.00		75,149
LNR 401/CB	AR	2	9	Add operating funds for the Papahānaumokuākea National Monument	No state general funds are budgeted for the co-managed Monument staff. Federal support has decreased by 40% in the past year. This request would dedicate for the first time state general funds in the amount of \$50,000 to support the coordination of the State's co-trustee management role in the Papahānaumokuākea National Marine Monument. The Monument roughly covers three quarters of the Hawaiian archipelago, including two state designated areas or protection-The Kure Atoll State Wildlife Refuge and the Northwestern Hawaiian Islands Marine Refuge.	A			50,000			50,000

Department of Land and Natural Resources
Proposed FY14 and FY15 Additions

Table 6

Prog ID	Request Category	Prog ID	Dept-Wide Pri.	Description of Addition	Explanation	MOF	FY14			FY15		
							Pos (P)	Pos (T)	\$\$\$	Pos (P)	Pos (T)	\$\$\$
LNR 802	O	2	10	Funds for various Historic Preservation equipment: Annual GIS/ESRI licenses and Docushare server and license upgrades (\$47,400 and \$32,400); replace computers, \$15,000 and \$12,500).	Annual GIS/ESRI licenses (to maintain GIS system) and Docushare server and license upgrades, and replace computers for a total of \$62,400. These are required to meet the survey and inventory goals which include having a working GIS. This includes allowing GIS access for all review staff; thus the request for new computers and the Annual GIS/ESRI licenses.	A			62,400			44,900
LNR 101	AR	1	11	Add 2 new positions: 1)Applications/System Analyst for the Land Trust Information System; 2) Land Agent for the Hawaii District	The Applications/Systems Analyst was created, appropriated and filled under Act 54, SLH 2011, to establish a comprehensive Public Land Trust Information System. The position has been filled and is currently funded by S-315, Public Land Trust Inventory & Information System, under LNR 101, through June 2013. We are requesting that the method of funding for this position be changed from S-315 to S-316, Special Land and Development Fund, beginning July 1, 2013, and be included in the LNR 101 budget. This position is critical to the development, maintenance, and support of the comprehensive Public Land Trust Information System, as described in Act 54, SLH 2011. This request ensures successful and timely development, support and maintenance of the Public Land Trust Information System.	B	2.00		111,794	2.00		145,466
					The Hawaii District manages public lands in the Island of Hawaii which consists of approximately 900,000 acres in the Public Trust Land inventory. This position is responsible for conducting activities related to the management of leases, permits, easements, right-of-entry and other encumbrances on State lands (approx. 500); processing requests to use State lands; managing unencumbered State lands; and the performance of other duties related to State lands. The Hawaii District Land Agent will allow the District to be more efficient and able to process requests made by lessee, such as consent to mortgage, consent to assignment, or waiver of lease requirements in a timely manner; conduct periodic site inspections of encumbered State lands to verify compliance with lease conditions; take necessary action on lease expirations, draft Board submittals and ensure appropriate processing of requests following Board action.							
LNR 801	AR	1	12	Add Harbor Agent II for the Kaunakakai Harbor	This new position is needed to address increased demand for ocean recreation oversight. Currently, DOBOR uses DOT Harbor's Harbor Agent for 20 hours a week and reimbursed for a portion of the salary.	B	1.00		21,315	1.00		42,629

Department of Land and Natural Resources
Proposed FY14 and FY15 Additions

Table 6

Prog ID	Request Category	Prog ID Pri.	Dept-Wide Pri.	Description of Addition	Explanation	MOF	FY14			FY15		
							Pos (P)	Pos (T)	\$\$\$	Pos (P)	Pos (T)	\$\$\$
LNR 906	AR	1	13	Add 2 positions: 1) Office Assistant III position for ASO; Information Technology Specialist V for ITO E5	The Information Technology Specialist V (ITS V) position is necessary to provide support to the Forestry and Wildlife and Aquatic Resources programs. Forestry and Wildlife division (FW) is currently in development of its Accounting and Inventory Management System in order to track internal expenditures for operations and payroll charges for federal grants and division accounts. DOFAW FW is the largest of the 13 divisions within the department. Aquatic Resources has its Commercial Marine Licensing System which provides fishing licenses and renewals. Both divisions have remote statewide offices connecting leased lines to the NGN and require specialized knowledge for network operations; dedicated FileMaker Mac server for automated workflow and purchase order program which should be merged into a single system; account for 35% of the department's Lotus Notes users and 44% of network users.	B	2.00		56,356	2.00		112,712
					The Administrative Services Office (ASO) oversees, directs, plans, and coordinates the various activities of the Department. Due to increasing workload and responsibilities, it is necessary for ASO to request an Office Assistant III position. Currently all the work is handled by the only Secretary position supporting ASO and partially ITSO's operations.							
LNR 806	AR	2	14	Add Park Caretaker II position and fund operating and utility costs for the new Diamond Head linear park.	The linear park is part of the long-range plan for Diamond Head; part of the 2009 Recreational Renaissance "Major Initiatives to Expand and Enhance Recreational Opportunities." The Division is in the process of developing a "linear park" along the base of Diamond Head Crater's outer slope, to augment the recreational needs of urban Honolulu and the core of Hawaii's visitor industry. Development includes a walkway, bikeway, and jogging path; rest stops; and interpretive signs along a route already heavily used for fitness and outdoor activities by residents and visitors.	B	1.00		65,243	1.00		90,487
LNR 111	ND	1	15	Increase BOC special fund expenditure ceiling for digitization of archives stored on microfilm.	Increase the Special Fund ceiling by \$250,000 to digitize documents stored on microfilm. This will allow the public to access the documents through Bureau of Conveyances website. Anticipates this to be a multi year project.	B			250,000			250,000

Department of Land and Natural Resources
Proposed FY14 and FY15 Additions

Table 6

Prog ID	Request Category	Prog ID Pri.	Dept-Wide Pri.	Description of Addition	Explanation	MOF	FY14			FY15		
							Pos (P)	Pos (T)	\$\$\$	Pos (P)	Pos (T)	\$\$\$
LNR 404	O	1	16	Raise the Commission on Water Resource Management (CWRM) special fund expenditure ceiling	Special funds have been used to pay in full or in part for a variety of complex water-related studies and projects, many of which included partnering with other government agencies and/or private parties in order to leverage shared funding. As an example, the United States Geological Survey (USGS) Cooperative Agreement involves the collection of basic hydrologic data and providing data summary reports on water resources throughout the State. The current 1:1 federal/state match in the Cooperative Agreement is an attractive, cost efficient method of doing business. The higher expenditure ceiling will allow for financing flexibility when critical/crucial, favorable, and/or advantageous funding and/or partnering opportunities materialize. In addition, the CWRM's Personal Service special fund account is running short as a result of pay adjustments and increases in fringe benefit (FB) rates. Lastly, the Commission expects to be engaged in several contested cases in the near future. Special funds are needed to cover portions of the expenses incurred.	B			100,000			100,000
LNR 806	O	3	17	Increase State Parks special fund expenditure by \$500,00 in FY14 and 1,000,000 in FY2015.	This allotment increase will help us to keep pace with both enhanced revenues and rising expenses	B			500,000			1,000,000
LNR 806	O	4	18	Add two General Laborer I Positions to Kauai District State Parks	Currently the Kauai District of the Division of State Parks contributes over a quarter of Division revenues collected (cabin leases excluded). By comparison Kauai district uses only 14% of the Division's total expense budget. Further, Kauai uses about 19% of the General Fund expense budget vs. the other three islands, which each use 22% or more. Year over year, from FY11 to FY12, Kauai district camp permits increased from 3300 to 4000, and camp revenues increased from \$315,090 to \$348,605. Overall, Kauai district increased revenues by 5% from all sources comparing FY11 to FY12, largely attributable to the Na Pali Coast State Wilderness Park. This world-class destination with global appeal and many international visitors, must include realistic staffing.	A	2.00		47,197	2.00		94,394

Department of Land and Natural Resources
Proposed FY14 and FY15 Additions

Table 6

Prog ID	Request Category	Prog ID Pri.	Dept-Wide Pri.	Description of Addition	Explanation	MOF	FY14			FY15		
							Pos (P)	Pos (T)	\$\$\$	Pos (P)	Pos (T)	\$\$\$
LNR 172	O	2	19	Convert 4 Invasive Species Tech positions from temporary to permanent	These Invasive Species Technicians (Forestry & Wildlife Technician IV) have served in their current capacity since the positions were authorized by the 2001 Legislature. These positions, one each on the islands of Oahu, Maui, Kauai, and Hawaii, respond directly to invasive species issues such as iguana, miconia, and coqui frog sightings, and provide oversight of all management activities and provide technical assistance to Branch professional staff who are directly involved in invasive species management and research programs. These positions oversee, supervise, and actively participate in management work in the forested areas on and off state lands, supervise volunteers and invasive species control efforts, and operate on a highly individual and independent manner, exercising professional responsibility in the execution of their duties, which in part involve the assistance in public forums, responding to mongoose sightings on Kauai, controlling noxious weeds, and searching for invasive and destructive animal and plant species.	B	4.00	(4.00)		4.00	(4.00)	
LNR 402	O	3	20	Convert 1 Forestry and Wildlife Worker III position from temporary to permanent	This request will convert a temporary position, Forestry and Wildlife Worker III to permanent. The Makiki Branch forestry crew is very small due to a Reduction in Force that happened in FY 2009, and as a result additional burden has been placed on existing staff to do more with less. This request will establish the current position as a permanent civil service rather than temporary.	A	1.00	(1.00)	0	1.00	(1.00)	0
LNR 407	O	2	21	Convert 10 positions from temporary to permanent: 6 NAR Specialist, 4 Forestry and Wildlife Technician IV	These 10.00 FTE in LNR 407 are annually funded by State Natural Area Reserve Fund (special fund with secure funding from the conveyance tax), and are given high priority during annual Departmental budget planning relating to this funding source. These positions should be made permanent in order to retain adequate staffing to ensure continued conservation actions in natural areas, watersheds, and for the protection of threatened and endangered species.	B	10.00	(10.00)		10.00	(10.00)	
LNR 407	TO	3	22	Add Funds for DOFAW NARS and Watershed Program Motor Vehicles (\$360,000) and Equipment (\$95,000)	To replace derelict and/or damaged vehicles, Statewide, for the Natural Area Reserves and Watershed Management Program. Equipment for Maui NARS - Bobcat for construction & renovation; ATV/UTV (6-man) for Ahihi Kinau Natural Area Reserve Ranger	B			455,000			

Department of Land and Natural Resources
Proposed FY14 and FY15 Additions

Table 6

Prog ID	Request Category	Prog ID Pri.	Dept-Wide Pri.	Description of Addition	Explanation	MOF	FY14			FY15		
							Pos (P)	Pos (T)	\$\$\$	Pos (P)	Pos (T)	\$\$\$
LNR 172	O	3	23	Add (1) Temporary Forester V Position for DOFAW Kauai	The Forester will handle all the GIS (Geospatial Information System) and survey aspects. This request would partially restore the function of the old position, also a Forester, which was abolished in 2009. However this new position would incorporate many new functions that are currently unsupported in the current organizational structure. The proposed funding source, the Forest Stewardship Fund, has received revenues from private organizations and other agencies in order to support the expansion of the Forestry Program, such as the Conservation Reserve Enhancement Program (CREP), Landowner Incentive Program (LIP), and the Forest Stewardship Program. The Forestry Program in Administration has 3 staff, to manage all these and other programs and is lacking the GIS and technology support that would be provided by this badly-needed position, and for which funds are available now and into the future.	B		1.00	36,442		1.00	72,554
LNR 172	O	3	23	Transfer from other operating expenses to cover payroll	Reduce operating expenditures to fund the above position	B			(36,442)			(72,554)
LNR 172	O	4	24	Add (1) Temporary Nursery Worker Position for DOFAW Kauai	The proposed Nursery Worker on Kauai will be supported by a Federal Grant received for the purpose of nursery propagation. This position is desperately needed, as there is no nursery staff on Kauai except for volunteers.	P		1.00	26,249		1.00	52,498
LNR 172	TO	4	24	Transfer from other operating expenses to cover payroll	Reduce operating expenditures to fund the above position	P			(26,249)			(52,498)
LNR 402	O	4	25	Add (5) Temporary Positions for Wildlife	The Wildlife Biologists are needed to protect native ecosystems and endangered species statewide. The General Professional will support Oahu Native Ecosystem protection projects. Positions are critical to fulfill the Statewide Comprehensive Wildlife Strategy protecting several critically endangered species, and are consistent with the New Plan day to protect Watersheds.	P		5.00	101,178		5.00	202,356
LNR 402	TO	4	25	Transfer from other operating expenses to cover payroll	Reduce operating expenditures to fund the above position	P			(101,178)			(202,356)
LNR 804	O	1	26	Add (5) Temporary Positions and Funds for LNR804	This request will establish (5) positions critical for the Forest and Outdoor Recreation programs, Statewide. The Wildlife Biologist fills a critical need to enhance hunter access and land acquisition. This position is critical to implement the Watershed Initiative. The Technician and FWW worker positions will maintain trails for access to our forests for recreation and management.	N		5.00	141,020		5.00	282,040

Department of Land and Natural Resources
Proposed FY14 and FY15 Additions

Table 6

Prog ID	Request Category	Prog ID	Dept-Wide Pri.	Description of Addition	Explanation	MOF	FY14			FY15		
							Pos (P)	Pos (T)	\$\$\$	Pos (P)	Pos (T)	\$\$\$
LNR 804	TO	1	26	Transfer from other operating expenses to cover payroll	Reduce operating expenditures to fund the above positions	N			(141,020)			(282,040)
LNR 407	AR	4	27	Add (13) Temporary Positions and Funds	This request is consistent with recommendations of the Watershed Protection Board (in response to Act 152, SLH 2002). in addition, these needed resources go to fulfill the Constitutional mandate of Article XI of the State Constitution, which stipulates, "[f]or the benefit of present and future generations, the State, and its political subdivisions shall conserve and protect Hawaii's natural beauty and all natural resources, including land, water, air, minerals and energy resources.	B		13.00	390,358		13.00	780,716
LNR 407	O	4	27	Transfer from other operating expenses to cover payroll	Reduce operating expenditures to fund the above positions.	B			(390,358)			(780,716)
LNR 402	O	5	28	Increase ceiling for Interdepartmental funds for the Nene Project	Increase expenditures ceiling for funds received from DOT.	U			700,000			700,000
LNR 806	O	5	29	Purchase six additional vehicles (medium and lightweight trucks)	Our last vehicle purchases came from the DAGS surplus pool, whose vehicles are superior to many parks vehicles. The Division has also accepted discarded vehicles from other divisions at no cost for salvage or repair. While these stop-gap measures have tided the parks over, the Division needs to purchase either new or reasonably usable vehicles in order to reduce expenses for replacement parts, higher maintenance costs, labor, and time spent on towing and repairing stalled vehicles, instead of focusing on operating the parks.	B			105,000			105,000
LNR 804	O	2	30	Increase special fund expenditure ceiling for the Forest and Outdoor Recreation Program	NAH program receives federal funds through the US Department of Transportations - Highways Division, to maintain the motorized trails Statewide, which includes those trails which are accessible by motorcycle and bicycle, and including tracks for which ATV/UTV may be used as well. The program uses this Special Fund partially as a match for this grant; a recent increase in grants received requires the program to increase its expenditure level in other areas in order to meet the stringent 80/20 (78/22) matching requirement. This request would allow the program to expend additional revenue in order to maintain its current (increased) funding levels from the federal government, and demonstrate the State NAH program is serious about meeting its requirements and match, in commitment, the increased funding levels.	B			300,000			

Department of Land and Natural Resources
Proposed FY14 and FY15 Additions

Table 6

Prog ID	Request Category	Prog ID Pri.	Dept-Wide Pri.	Description of Addition	Explanation	MOF	FY14			FY15		
							Pos (P)	Pos (T)	\$\$\$	Pos (P)	Pos (T)	\$\$\$
LNR 405	O	1	31	Include DOCARE Special Fund into the Budget Act	This fund is a permanent Special Fund created by law under Act 78, SLH 2011. Request to include this fund into the Budget Act and increase the expenditure ceiling from \$250,000 to \$550,000.	B			550,000			550,000
LNR 172	O	5	32	Increase federal fund expenditure ceiling for Forestry Resource Management and Development	This request would allow the Forestry Resource Management and Development program to expend its anticipated federal grant awards for Fiscal Year 2014 and 2015, and, granting availability of funds, into the future years as well. The funding sources, a combination of competitive and noncompetitive grants, have increased and stabilized in recent years.	P			3,550,000			3,550,000
LNR 402	O	6	33	Increase federal fund expenditure ceiling	The additional ceiling will allow expenditure of anticipated federal awards in FY 2014 and FY2015, and into the out-years.	P			3,732,624			3,732,624
LNR 405	O	2	34	Increase DOCARE's federal fund expenditure ceiling	Increase the federal fund ceiling for the National Oceanic and Atmospheric Administration (NOAA) federally funded competitive grant.	P			700,000			700,000

Department of Land and Natural Resources
 Current Year (FY13) Restrictions

Table 7

<u>Prog ID</u>	<u>MOF</u>	<u>Restriction \$\$\$</u>	<u>Percent of Act 106/12 Appropriation</u>	<u>Impact</u>
LNR 141	A	\$ (9,845)	-5.0%	Restriction reduced operating general funds for the program and expenses had to be shifted to other division programs and funding; this shift skews actual program costs. Restriction also further reduced the limited funding to the Soil and Water Conservation District program and impacts their day-to-day operations such as providing conservation training and public outreach, and assistance to land occupiers to develop conservation plans.
LNR 153	A	\$ (27,438)	-5.0%	The restricted funds has had limited impact as the LNR 153 Program has not recovered from severe cuts in FY 10 which left the program with just a shell of its former self as only half of an over 600K budget and half of a staff of 14 are left. Critical projects such as the culture and rearing of kumu, moi & papio remain "moth-balled" and most of the institutional knowledge on these fish species was lost.
LNR 172	A	\$ (26,739)	-5.0%	Currently has only \$534,780 for FY13; of which \$494,779 is used for payroll, and the LNR172 program faces a payroll shortfall. It was the Division's intent to put forward a request to restore general fund payroll to this and other DOFAW programs, and the restriction and pursuant reduction of \$26,739 has to be taken out of the program's Allotment 20 (Other Current Expenses of \$40,001), leaving the program only \$13,262 for the year. The restriction hampered the Division's ability to pay for general operating expenses such as fuel, utilities, supplies used for base operations.
LNR 401	A	\$ (109,873)	-5.0%	A restriction of over a 100K in general funds would normally be trouble to most budgets; however, the impact to the LNR 401 Program is marginal at best due to savings from six vacant positions including the Division's Administrator position. The eventual filling these positions would be welcomed, but additional or future restrictions could mean the end of certain projects or cuts to recently hire personnel.

Department of Land and Natural Resources
Current Year (FY13) Restrictions

Table 7

Prog ID	MOF	Restriction \$\$\$	Percent of Act 106/12	
			Appropriation	Impact
LNR 402	A	\$ (181,492)	-5.0%	Currently has \$3,629,840 for FY13; of which \$2,500,177 is used for payroll, and the LNR402 program uses the General Fund in this program for a variety of operational needs, including payment of utilities, gasoline, fuel, oil, cellular phones, as state match for various Federal Fund grant agreements, and for the Statewide Invasive Species Council expenditures. The reduction would mean the Division would be unable to meet some grant matching requirements, jeopardizing federal funds for wildlife, forestry, and other programs critical to the Division's mission. A large portion of funds from this program's General Fund is also used for fire fighting and emergency response. The restriction and pursuant reduction of \$181,492 greatly hampers the Division's ability to pay for base operations such as utility bills, fuel, supplies, and fire fighting and emergency response.
LNR 404	A	\$ (111,290)	-5.0%	No significant impact due to vacancy savings offsetting the restriction. While the Commission on Water Resource Management has authority to fill its vacant positions, finding suitable candidates has not been easy.
LNR 405	A	\$ (359,326)	-5.0%	A 5% restriction in the budget will continue to prevent officers from regularly working at night and holidays; it will further reduce officer coverage in critical areas such as marine environments, forest reserves, state parks, conservation lands, boating and ocean recreational areas and other state lands; and it will continue to diminish opportunities to purchase supplies and equipment deemed critical in protecting Hawaii's natural, cultural and historic resources as well as provide for public and officer safety. In short, a 5% budgetary restriction will negatively impact DOCARE's operational efficiency and its ability meet operational mandates, goals and objectives.

Department of Land and Natural Resources
Current Year (FY13) Restrictions

Table 7

<u>Prog ID</u>	<u>MOF</u>	<u>Restriction \$\$\$</u>	<u>Percent of Act 106/12 Appropriation</u>	<u>Impact</u>
LNR 407	A	\$ (36,785)	-5.0%	Currently has \$735,709 for FY13; of which \$717,137 is used for payroll, and the LNR407 program uses virtually all of its allotment to meet payroll. It was the Division's intent for the Biennium to request a payroll restoration. The restriction and pursuant reduction of \$36,785 would directly impact the Division's ability to meet payroll, and in the absence of any other means, mean a delay in hiring of Civil Service staff.
LNR 802	A	\$ (62,250)	-5.0%	This is the equivalent of one position, most likely a Cultural Historian, as the Culture and History Branch is not impacted by the National Park Service (NPS) Corrective Action Plan (CAP), and cultural historian positions are not as high a priority to fill a burial sites specialists. However, until the division can fill its cultural historian positions with qualified people, it will not be able to generate the research to ensure that the history of all of the people of Hawaii are being taken into account. With qualified cultural historians we will continue to overlook the history of Portuguese cowboys, Hawaiian musicians, Japanese fishermen and many other stories of this state's rich and varied history.
LNR804	A	\$ (60,527)	-5.0%	Currently has \$1,210,541 for FY13; of which \$1,106,406 is used for payroll, and the LNR804 program uses virtually all of its allotment to meet payroll requirements. It was the Division's intent for the Biennium to request a payroll restoration of about \$200,000. The LNR804 program has a large payroll obligation but does not have sufficient general funds to meet this obligation. The Division has used a combination of federal and special funds in order to meet this payroll, by allocating staff to work on federal and other special projects, however this hurts the Division's ability to meet grant matching requirements, as it reduces - or takes away completely - the operating dollars which could have been used as match for federal awards, in general funds.

Department of Land and Natural Resources
Current Year (FY13) Restrictions

Table 7

Prog ID	MOF	Restriction \$\$\$	<u>Percent of Act 106/12</u>	
			<u>Appropriation</u>	<u>Impact</u>
LNR 805	A	\$ (12,812)	-5.0%	Although a relatively small restriction, any restriction on the LNR 805 Program's general fund budget is very serious due to a chronic payroll shortage and an operating budget of only \$4,023. Over the past several years negative payroll projections were resolved by transfers from other programs and vacancy savings. However, due to the program's budget of less than \$250,000, transfers if available, are limited to approximately 25K. In addition, filling of the position's single vacancy is deemed very important because of the program's small size of only 8 positions (7 permanent & 1 temporary). Approval of this year's budget request to restore \$150,000 to the program's operating budget would resolve the chronic payroll shortages, allow filling of the vacant position, and provide vital matching funds for an additional \$450,000 in federal funding.
LNR 806	A	\$ (198,321)	-5.0%	Daily & overnight sanitation and security will be negatively impacted.
LNR 906	A	\$ (90,228)	-5.0%	Restriction reduced operating general funds for the program and expenses had to be shifted to other funds. There may not be enough funds to cover payroll if all general funded positions remain filled.
TOTAL		<u>\$ (1,286,926)</u>	-5.0%	

Department of Land Natural Resources
Emergency Appropriation Requests

Table 8

<u>Prog ID</u>	<u>Description of Request</u>	<u>Explanation of Request</u>	<u>MOF</u>	<u>Pos (P) FY13</u>
	None			

Department of Land and Natural Resources
Expenditures Exceeding Appropriation Ceilings

Table 9

<u>Prog ID</u>	<u>MOF</u>	<u>Date</u>	<u>Appropriation Ceiling</u>	<u>Amount Exceeding Appropriation</u>	<u>Increase Percent</u>	<u>Reason for Exceeding Ceiling</u>	<u>Recurring (Y/N)</u>	<u>GF Impact (Y/N)</u>
NR 401	N	10/10/2011	\$ 3,478,709	\$ 315,724	9.0%	Approval for the following projects were not received until after the close of the 2011 Legislature: 1) Estuary Restoration (\$285,724) and 2) Aquatic Invasice Species Management (\$30,000).	Y	N
LNR405	N	9/27/2011	\$ 458,259	\$ 254,069	55.4%	Hunter Education Program fHEP) funds became available after close of 2011 Legislative session (W-21-HS-35)	Y	N
LNR 805	N	10/10/2011	\$ 1,021,746	\$ 400,000	39.1%	Approval for the following on-going artificial reef project details was not received until after the close of the 2011 Legislature for cost relating to a new environmental assessment and mitigation plan due to misplacement of 125 "Z" modules at the Keawakapu Artificial Reef of Maui's Kihei coast.	Y	N
LNR405	N	10/5/2012	\$ 454,315	\$ 356,737	78.5%	HEP approval of additional program funds and shooting range funds occurred after 2012 legislative session (W-21-HS-36 & W-25-D-1)	Y	N
LNR 401	N	10/30/2012	\$ 3,453,492	\$ 1,140,000	33.0%	Approval for the following projects were not received until after the close of the 2012 Legislature: 1) Aquatic Resources Education (\$390,000); 2) Aquatic Resources Database (\$135,000); 3) Fisheries Habitat Enhancement Monitoring (\$120,000) and 4) Investigation of Estuarine Habitat (\$495,000)	Y	N

Department of Land and Natural Resources
Expenditures Exceeding Appropriation Ceilings

Table 9

<u>Prog ID</u>	<u>MOF</u>	<u>Date</u>	<u>Appropriation Ceiling</u>	<u>Amount Exceeding Appropriation</u>	<u>Increase Percent</u>	<u>Reason for Exceeding Ceiling</u>	<u>Recurring (Y/N)</u>	<u>GF Impact (Y/N)</u>
LNR 805	N	10/30/2012	\$ 1,017,216	\$ 600,000	59.0%	Approval for the following on-going artificial reef project details was not received until after the close of the 2012 Legislature: 1) Environmental Assessment (\$100,000); 2) Mitigation Cost (\$425,000); and 3) Storage Fees (\$75,000).	Y	N

Department of Land and Natural Resources Intradepartmental Transfer of Funds

<u>Anticipated or Actual Date of Transfer</u>	<u>MOF</u>	<u>Amount of Transfer</u>	<u>From Prog ID</u>	<u>Percent of Imparting Program ID Appropriation</u>	<u>To Prog ID</u>	<u>Percent of Receiving Program ID Appropriation</u>	<u>Reason for Transfer</u>	<u>Recurring (Y/N)</u>
		None						

Department of Land and Natural Resources
Active Federal Awards

Table 11

<u>State Expending Agency</u>	<u>Program ID</u>	<u>Award Number</u>	<u>CFDA Number</u>	<u>Award Description</u>	<u>Awarding Federal Agency</u>	<u>Award Amount</u>	<u>Award Amount Allocated to the Pgm ID in Column B</u>	<u>State Appropriation Symbol</u>	<u>At Risk for Federal Sequestration (Y/N)</u>	<u>Contact Name</u>	<u>Contact Phone</u>	<u>Contact Email</u>
C (LNR)	LNR 153	NA10NMF4070180	11.407	Development of Commercial Fisheries Reporting System	Dept. of Commerce	\$118,055	\$118,055	S-11-202-C	N	Reggie Kokubun	587-0084	Reginald.M.Kokubun@hawaii.gov
C (LNR)	LNR 153	NA11NMF4370022	11.437	WPacFIN	Dept. of Commerce	\$82,000	\$82,000	S-12-202-C	N	Reggie Kokubun	587-0084	Reginald.M.Kokubun@hawaii.gov
C (LNR)	LNR 153 & 805	F12AF01324	15.605	Marine Fisheries Development F-12-D-37	Dept. of the Interior	\$780,000	\$780,000	S-13-202-C	Y	Michael Fujimoto	587-0085	Michael.M.Fujimoto@hawaii.gov
C (LNR)	LNR 172	10-DG-11052021-029	10.678	Forest Stewardship Program	Dept. of Agriculture	\$262,000	\$262,000	S-10-201-C	N	Sheri Mann	587-4172	Sheri.S.Mann@hawaii.gov
C (LNR)	LNR 172	10-DG-11052021-035	10.680	Forest Health Protection	Dept. of Agriculture	\$342,000	\$342,000	S-11-201-C	N	Rob Hauff	587-4174	Robert.D.Hauff@hawaii.gov
C (LNR)	LNR 172	10-DG-11052021-036	10.680	Forest Health Protection -Invasive Plants	Dept. of Agriculture	\$857,383	\$857,383	S-11-201-C	N	Rob Hauff	587-4174	Robert.D.Hauff@hawaii.gov
C (LNR)	LNR 172	10-DG-11052021-208	10.678	Forest Stewardship Program	Dept. of Agriculture	\$255,000	\$255,000	S-11-201-C	N	Sheri Mann	587-4172	Sheri.S.Mann@hawaii.gov
C (LNR)	LNR 172	10-DG-11052021-209	10.675	Urban & Community Forestry	Dept. of Agriculture	\$607,000	\$607,000	S-11-201-C	N	Sheri Mann	587-4172	Sheri.S.Mann@hawaii.gov
C (LNR)	LNR 172	10-DG-11052021-218	10.678	Invasive Forest Ants	Dept. of Agriculture	\$233,000	\$233,000	S-11-201-C	N	Sheri Mann	587-4172	Sheri.S.Mann@hawaii.gov
C (LNR)	LNR 172	10-DG-11052021-226	10.676	Kainalu Watershed Conservation Easement	Dept. of Agriculture	\$1,500,000	\$1,500,000	S-11-201-C	N	Sheri Mann	587-4172	Sheri.S.Mann@hawaii.gov
C (LNR)	LNR 172	11-DG-11052021-105	10.680	Poison Devil's Pepper Containment	Dept. of Agriculture	\$269,127	\$269,127	S-12-201-C	N	Rob Hauff	587-4174	Robert.D.Hauff@hawaii.gov
C (LNR)	LNR 172	11-DG-11052021-107	10.676	Forest Legacy Program Administrative Funds	Dept. of Agriculture	\$30,000	\$30,000	S-12-201-C	N	Sheri Mann	587-4172	Sheri.S.Mann@hawaii.gov

Department of Land and Natural Resources
Active Federal Awards

Table 11

<u>State Expending Agency</u>	<u>Program ID</u>	<u>Award Number</u>	<u>CFDA Number</u>	<u>Award Description</u>	<u>Awarding Federal Agency</u>	<u>Award Amount</u>	<u>Award Amount Allocated to the Pgm ID in Column B</u>	<u>State Appropriation Symbol</u>	<u>At Risk for Federal Sequestration (Y/N)</u>	<u>Contact Name</u>	<u>Contact Phone</u>	<u>Contact Email</u>
C (LNR)	LNR 172	11-DG-11052021-109	10.678	Waianae Kai Watershed Forest Protection & Restoration	Dept. of Agriculture	\$270,633	\$270,633	S-12-201-C	N	Sheri Mann	587-4172	Sheri.S.Mann@hawaii.gov
C (LNR)	LNR 172	11-DG-11052021-110	10.680	Molokai Forest Restoration	Dept. of Agriculture	\$275,000	\$275,000	S-12-201-C	N	Lisa Ferentinos	587-0166	Lisa.Ferentinos@hawaii.gov
C (LNR)	LNR 172	11-DG-11052021-114	10.678	Puuwaawaa Watershed Water System Improvement	Dept. of Agriculture	\$269,883	\$269,883	S-12-201-C	N	Sheri Mann	587-4172	Sheri.S.Mann@hawaii.gov
C (LNR)	LNR 172	12-DG-11052021-203	10.680	Kauai Watershed Habitat Protection	Dept. of Agriculture	\$300,000	\$300,000	S-13-201-C	N	Rob Hauff	587-4174	Robert.D.Hauff@hawaii.gov
C (LNR)	LNR 172	12-DG-11052021-207	10.680	Calibrating Herbicide Ballistic Technology	Dept. of Agriculture	\$51,000	\$51,000	S-13-201-C	N	Rob Hauff	587-4174	Robert.D.Hauff@hawaii.gov
C (LNR)	LNR 172	12-DG-11052021-214	10.675	Urban & Community Forestry	Dept. of Agriculture	\$230,000	\$230,000	S-13-201-C	N	Sheri Mann	587-4172	Sheri.S.Mann@hawaii.gov
C (LNR)	LNR 172	12-DG-11052021-215	10.676	Kukai'au Koa Forest	Dept. of Agriculture	\$2,000,000	\$2,000,000	S-13-201-C	N	Sheri Mann	587-4172	Sheri.S.Mann@hawaii.gov
C (LNR)	LNR 172	12-DG-11052021-216	10.676	Forest Legacy Program	Dept. of Agriculture	\$35,000	\$35,000	S-13-201-C	N	Sheri Mann	587-4172	Sheri.S.Mann@hawaii.gov
C (LNR)	LNR 172	12-DG-11052021-228	10.678	Biodiversity of Hawaii & Guam Island Ecosystems	Dept. of Agriculture	\$30,000	\$30,000	S-13-201-C	N	Sheri Mann	587-4172	Sheri.S.Mann@hawaii.gov
C (LNR)	LNR 401	12200-B-G008	15.608	Aquatic Invasive Species (AIS) Project Coordinator	Dept. of the Interior	\$29,861	\$29,861	S-12-203-C	N	Jonathan Blodgett	256-3095	jb88@hawaii.edu
C (LNR)	LNR 401	F12AF01282	15.605	Aquatic Resources Education F-18-AE-26	Dept. of the Interior	\$334,500	\$334,500	S-13-203-C	Y	Michael Fujimoto	587-0085	Michael.M.Fujimoto@hawaii.gov
C (LNR)	LNR 401	F12AF01285	15.605	Freshwater Fisheries Technical Guidance F-15-T-37	Dept. of the Interior	\$60,000	\$60,000	S-13-203-C	Y	Michael Fujimoto	587-0085	Michael.M.Fujimoto@hawaii.gov

Department of Land and Natural Resources
Active Federal Awards

Table 11

<u>State Expending Agency</u>	<u>Program ID</u>	<u>Award Number</u>	<u>CFDA Number</u>	<u>Award Description</u>	<u>Awarding Federal Agency</u>	<u>Award Amount</u>	<u>Award Amount Allocated to the Pgm ID in Column B</u>	<u>State Appropriation Symbol</u>	<u>At Risk for Federal Sequestration (Y/N)</u>	<u>Contact Name</u>	<u>Contact Phone</u>	<u>Contact Email</u>
C (LNR)	LNR 401	F12AF01316	15.605	Coordination of Statewide Sport Fish Restoration F-13-C-37	Dept. of the Interior	\$105,000	\$105,000	S-13-203-C	Y	Michael Fujimoto	587-0085	Michael.M.Fujimoto@hawaii.gov
C (LNR)	LNR 401	F12AF01328	15.605	Marine Fisheries Technical Guidance F-16-T-37	Dept. of the Interior	\$150,000	\$150,000	S-13-203-C	Y	Michael Fujimoto	587-0085	Michael.M.Fujimoto@hawaii.gov
C (LNR)	LNR 401	MOA-2010-044	11.429	Northwestern Hawaiian Islands Management Program	Dept. of Commerce	\$267,000	\$267,000	S-11-212-C	Y	Sarah Courbis	587-0437	Sarah.S.Courbis@hawaii.gov
C (LNR)	LNR 401	MOA-2012-036	11.429	Northwestern Hawaiian Islands Management Program	Dept. of Commerce	\$189,000	\$189,000	S-13-220-C	Y	Maria Carnevale	721-6479	Maria.A.Carnivale@hawaii.gov
C (LNR)	LNR 401	NA10NMF4720027	11.472	Conservation & Mgmt of Hawaiian Monk Seals & Sea Turtle	Dept. of Commerce	\$968,920	\$968,920	S-11-212-C	Y	Sarah Courbis	832-5020	Sarah.S.Courbis@hawaii.gov
C (LNR)	LNR 401	NA10NOS4190062	11.419	Coral Reef Management	Dept. of Commerce	\$636,121	\$636,121	S-11-223-C	N	Ray Uchimura	587-0096	Ray.K.Uchimura@hawaii.gov
C (LNR)	LNR 401	NA11NMF4630232	11.463	Kaneohe Bay	Dept. of Commerce	\$285,724	\$285,724	S-12-223-C	N	Jonathan Blodgett	256-3095	jb88@hawaii.edu
C (LNR)	LNR 401	NA11NOS4820006	11.482	Coral Reef Strategy	Dept. of Commerce	\$1,328,212	\$1,328,212	S-12-203-C	N	Ray Uchimura	587-0096	Ray.K.Uchimura@hawaii.gov
C (LNR)	LNR 401	NA12NMF4370100	11.437	Marine Recreational Fishing Survey	Dept. of Commerce	\$285,000	\$285,000	S-13-203-C	N	Thomas Ogawa	587-0093	Thomas.K.Ogawa@hawaii.gov
C (LNR)	LNR 401 & 805	F12AF01284	15.605	Freshwater Fisheries Research and Surveys F-14-R-37	Dept. of the Interior	\$168,750	\$168,750	S-13-203-C	Y	Michael Fujimoto	587-0085	Michael.M.Fujimoto@hawaii.gov
C (LNR)	LNR 401 & 805	F12AF01319	15.605	Marine Fisheries Research and Surveys F-17-R-37	Dept. of the Interior	\$1,845,750	\$1,845,750	S-13-203-C	Y	Michael Fujimoto	587-0085	Michael.M.Fujimoto@hawaii.gov
C (LNR)	LNR 402	09-DG-11052021-112	10.680	Reforestation of Leeward East Maui	Dept. of Agriculture	\$300,000	\$300,000	S-10-201-C	N	Rob Hauff	587-4174	Robert.D.Hauff@hawaii.gov

Department of Land and Natural Resources
Active Federal Awards

Table 11

<u>State Expending Agency</u>	<u>Program ID</u>	<u>Award Number</u>	<u>CFDA Number</u>	<u>Award Description</u>	<u>Awarding Federal Agency</u>	<u>Award Amount</u>	<u>Award Amount Allocated to the Pgm ID in Column B</u>	<u>State Appropriation Symbol</u>	<u>At Risk for Federal Sequestration (Y/N)</u>	<u>Contact Name</u>	<u>Contact Phone</u>	<u>Contact Email</u>
C (LNR)	LNR 402	11-DG-11052012-031	10.664	Fire Protection	Dept. of Agriculture	\$873,830	\$873,830	S-12-204-C	N	Wayne Ching	587-4173	Wayne.F.Ching@hawaii.gov
C (LNR)	LNR 402	11-DG-11052012-040	10.664	Wildland Urban Interface	Dept. of Agriculture	\$540,000	\$540,000	S-12-204-C	N	Wayne Ching	587-4173	Wayne.F.Ching@hawaii.gov
C (LNR)	LNR 402	1220-07-J011	15.615	Endangered Maui Forest Bird	Dept. of the Interior	\$1,125,000	\$1,125,000	S-08-204-C	N	Scott Fretz	587-4187	Scott.Fretz@hawaii.gov
C (LNR)	LNR 402	1220-08-G015	15.608	Helicopter Water Dip Tanks Construction - Mauna Kea	Dept. of the Interior	\$230,000	\$230,000	S-09-204-C	N	Scott Fretz	587-4187	Scott.Fretz@hawaii.gov
C (LNR)	LNR 402	1220-08-G018	15.608	Mauna Kea Feral Ungulate Removal	Dept. of the Interior	\$120,000	\$120,000	S-09-204-C	N	Scott Fretz	587-4187	Scott.Fretz@hawaii.gov
C (LNR)	LNR 402	1220-08-G029	15.608	Ungulate Fencing for Palila Recovery	Dept. of the Interior	\$2,347,473	\$2,347,473	S-09-204-C	N	Scott Fretz	587-4187	Scott.Fretz@hawaii.gov
C (LNR)	LNR 402	1220-08-J020	15.608	Alakai Wilderness Fence Maintenance & Weed Control	Dept. of the Interior	\$91,750	\$91,750	S-09-204-C	N	Randall Kennedy	587-0054	Randall.W.Kennedy@hawaii.gov
C (LNR)	LNR 402	1220-09-G005	15.608	Kuia NAR Fence Maintenance & Weed Control	Dept. of the Interior	\$207,868	\$207,868	S-09-204-C	N	Randall Kennedy	587-0054	Randall.W.Kennedy@hawaii.gov
C (LNR)	LNR 402	12200-A-G006	15.634	Conservation Efforts in Kau Forest Reserve	Dept. of the Interior	\$150,000	\$150,000	S-11-204-C	Y	Scott Fretz	587-4187	Scott.Fretz@hawaii.gov
C (LNR)	LNR 402	12200-A-G015	15.657	Koloa Coordinator: Feral Mallards	Dept. of the Interior	\$39,424	\$39,424	S-11-204-C	N	Norma Bustos	587-0163	Norma.I.Creps@hawaii.gov
C (LNR)	LNR 402	12200-A-J006	15.657	Akikiki & Akekee Threats Evaluation	Dept. of the Interior	\$126,257	\$126,257	S-11-204-C	N	Scott Fretz	587-4187	Scott.Fretz@hawaii.gov
C (LNR)	LNR 402	12200-B-G001	15.657	Ungulate Fencing for Palila Recovery	Dept. of the Interior	\$1,504,000	\$1,504,000	S-12-204-C	N	Scott Fretz	587-4187	Scott.Fretz@hawaii.gov
C (LNR)	LNR 402	12200-B-G003	15.657	Alala Outreach Coordinator	Dept. of the Interior	\$80,000	\$80,000	S-12-204-C	N	Scott Fretz	587-4187	Scott.Fretz@hawaii.gov
C (LNR)	LNR 402	12-DG-11052012-156	10.664	Fire Protection	Dept. of Agriculture	\$873,379	\$873,379	S-13-204-C	N	Wayne Ching	587-4173	Wayne.F.Ching@hawaii.gov

Department of Land and Natural Resources
Active Federal Awards

Table 11

<u>State Expending Agency</u>	<u>Program ID</u>	<u>Award Number</u>	<u>CFDA Number</u>	<u>Award Description</u>	<u>Awarding Federal Agency</u>	<u>Award Amount</u>	<u>Award Amount Allocated to the Pgm ID in Column B</u>	<u>State Appropriation Symbol</u>	<u>At Risk for Federal Sequestration (Y/N)</u>	<u>Contact Name</u>	<u>Contact Phone</u>	<u>Contact Email</u>
C (LNR)	LNR 402	66-9251-3-627	10.UNK	As Vendor:Kohala Riparian Restoration	Dept. of Agriculture	\$140,000	\$140,000	S-04-204-C	N	Lisa Hadway	974-4216	Lhadway@dofawha.org
C (LNR)	LNR 402	66-9251-6-719	10.072	Kanaha Pond Wetland Reserve Program	Dept. of Agriculture	\$145,385	\$145,385	S-06-204-C	N	Fern Duvall	873-3502	Fern.P.Duvall@hawaii.gov
C (LNR)	LNR 402	66-9251-8-781	10.072	Kanaha Wildlife Sanctuary	Dept. of Agriculture	\$382,500	\$382,500	S-08-204-C	N	Fern Duvall	873-3502	Fern.P.Duvall@hawaii.gov
C (LNR)	LNR 402	72-9251-0-702U	10.914	Paiko Lagoon	Dept. of Agriculture	\$29,820	\$29,820	S-07-204-C	N	Jason Misaki	973-9786	Jason.C.Misaki@hawaii.gov
C (LNR)	LNR 402	72-9251-0-702V	10.914	Mokulua & Manana Islets Restoration	Dept. of Agriculture	\$164,449	\$164,449	S-07-204-C	N	Jason Misaki	973-9786	Jason.C.Misaki@hawaii.gov
C (LNR)	LNR 402	72-9251-07-073	10.914	Kawaele Wetland	Dept. of Agriculture	\$251,850	\$251,850	S-07-204-C	N	Scott Fretz	587-4187	Scott.Fretz@hawaii.gov
C (LNR)	LNR 402	72-9251-6A-119	10.914	Kure Atoll	Dept. of Agriculture	\$143,400	\$143,400	S-06-204-C	N	David Smith	973-9786	David.G.Smith@hawaii.gov
C (LNR)	LNR 402	72-9251-6A-120	10.914	Pouhala Marsh	Dept. of Agriculture	\$102,000	\$102,000	S-06-204-C	N	David Smith	973-9786	David.G.Smith@hawaii.gov
C (LNR)	LNR 402	C-4-HM-1	15.614	Pouhala Marsh Restoration & Community Development	Dept. of the Interior	\$400,000	\$400,000	S-07-204-C	N	Scott Fretz	587-4187	Scott.Fretz@hawaii.gov
C (LNR)	LNR 402	C-5-HM-1	15.614	Restoration of Coastal Wetlands on Mana Plain, Kauai	Dept. of the Interior	\$1,000,000	\$1,000,000	S-07-204-C	N	Scott Fretz	587-4187	Scott.Fretz@hawaii.gov
C (LNR)	LNR 402	E-14-HP-2	15.615	Coordination & Planning of the Kauai Seabird HCP	Dept. of the Interior	\$789,892	\$789,892	S-10-204-C	N	Scott Fretz	587-0163	Scott.Fretz@hawaii.gov
C (LNR)	LNR 402	E-14-HP-3	15.615	Kauai Seabird Habitat Conservation Plan	Dept. of the Interior	\$259,281	\$259,281	S-12-204-C	N	Scott Fretz	587-4187	Scott.Fretz@hawaii.gov
C (LNR)	LNR 402	E-18-RL-1	15.615	Hamakua Marsh Watershed Acquisition & Habitat Restor	Dept. of the Interior	\$740,000	\$740,000	S-09-204-C	N	Scott Fretz	587-4187	Scott.Fretz@hawaii.gov

Department of Land and Natural Resources
Active Federal Awards

Table 11

<u>State Expending Agency</u>	<u>Program ID</u>	<u>Award Number</u>	<u>CFDA Number</u>	<u>Award Description</u>	<u>Awarding Federal Agency</u>	<u>Award Amount</u>	<u>Award Amount Allocated to the Pgm ID in Column B</u>	<u>State Appropriation Symbol</u>	<u>At Risk for Federal Sequestration (Y/N)</u>	<u>Contact Name</u>	<u>Contact Phone</u>	<u>Contact Email</u>
C (LNR)	LNR 402	E-20-RL-1	15.615	Recovery Land Acquisition: Kainalu Forest Watershed	Dept. of the Interior	\$1,500,000	\$1,500,000	S-10-204-C	N	Scott Fretz	587-4187	Scott.Fretz@hawaii.gov v
C (LNR)	LNR 402	E-20-RL-2	15.615	Kainalu Forest Watershed Conservation Easement	Dept. of the Interior	\$1,500,000	\$1,500,000	S-10-204-C	N	Scott Fretz	587-4187	Scott.Fretz@hawaii.gov v
C (LNR)	LNR 402	E-21-RL-1	15.615	East Maui Watershed Conservation Easement	Dept. of the Interior	\$391,000	\$391,000	S-12-204-C	N	Scott Fretz	587-4187	Scott.Fretz@hawaii.gov v
C (LNR)	LNR 402	E-22-HP-1	15.615	Surveys for Wind Power Habitat Conservation Plans	Dept. of the Interior	\$900,000	\$900,000	S-12-204-C	N	Scott Fretz	587-4187	Scott.Fretz@hawaii.gov v
C (LNR)	LNR 402	E-5-HP-3	15.615	North Kona Game Mammal Habitat Conservation Plan	Dept. of the Interior	\$183,000	\$183,000	S-11-204-C	N	Scott Fretz	587-4187	Scott.Fretz@hawaii.gov v
C (LNR)	LNR 402	F12AF01330	15.611	Hawaii NonGame Management Program W-23-NG-18	Dept. of the Interior	\$240,220	\$240,220	S-13-204-C	Y	Scott Fretz	587-4187	Scott.Fretz@hawaii.gov v
C (LNR)	LNR 402	F12AF01391	15.634	Implementation of Statewide Program T-2-11	Dept. of the Interior	\$546,852	\$546,852	S-13-204-C	Y	Scott Fretz	587-4187	Scott.Fretz@hawaii.gov v
C (LNR)	LNR 402	F12AP00425	15.657	Palila Critical Habitat Fence Phase III	Dept. of the Interior	\$1,000,000	\$1,000,000	S-13-204-C	N	Scott Fretz	587-4187	Scott.Fretz@hawaii.gov v
C (LNR)	LNR 402	F12AP00807	15.615	Endangered Wildlife E-2-15	Dept. of the Interior	\$841,009	\$841,009	S-13-204-C	N	Scott Fretz	587-4187	Scott.Fretz@hawaii.gov v
C (LNR)	LNR 402	F12AP00959	15.657	Surveying Caves for Endangered Hawn Hoary Bat	Dept. of the Interior	\$40,622	\$40,622	S-13-204-C	N	Scott Fretz	587-4187	Scott.Fretz@hawaii.gov v
C (LNR)	LNR 402	F12AP01106	15.615	Kuka'iau Acquisition and Palila Habitat Restoration	Dept. of the Interior	\$1,217,114	\$1,217,114	S-13-204-C	N	Lauren Goodmiller	587-0028	Lauren.E.Goodmiller@hawaii.gov

Department of Land and Natural Resources
Active Federal Awards

Table 11

<u>State Expending Agency</u>	<u>Program ID</u>	<u>Award Number</u>	<u>CFDA Number</u>	<u>Award Description</u>	<u>Awarding Federal Agency</u>	<u>Award Amount</u>	<u>Award Amount Allocated to the Pgm ID in Column B</u>	<u>State Appropriation Symbol</u>	<u>At Risk for Federal Sequestration (Y/N)</u>	<u>Contact Name</u>	<u>Contact Phone</u>	<u>Contact Email</u>
C (LNR)	LNR 402	F12AP01107	15.615	Kahuku Coastline Mgmt - Hawn Hawksbill Turtles	Dept. of the Interior	\$1,214,000	\$1,214,000	S-13-204-C	N	Lauren Goodmiller	587-0028	Lauren.E.Goodmiller@hawaii.gov
C (LNR)	LNR 402	F12AP01108	15.634	Recovery of the Palila	Dept. of the Interior	\$976,759	\$976,759	S-13-204-C	Y	Scott Fretz	587-4187	Scott.Fretz@hawaii.gov
C (LNR)	LNR 402	F12AP01128	15.614	Honu'apo Estuary Wetland Restoration Phase I	Dept. of the Interior	\$549,000	\$549,000	S-13-204-C	N	Scott Fretz	587-4187	Scott.Fretz@hawaii.gov
C (LNR)	LNR 402	N11B	15.623	Kauai Wetlands Acquisition & Resotration Phase 1	Dept. of the Interior	\$1,000,000	\$1,000,000	S-09-204-C	N	Scott Fretz	587-4187	Scott.Fretz@hawaii.gov
C (LNR)	LNR 402	U-3-R-1	15.634	Maui Parrotbill Population: Logistical & Research	Dept. of the Interior	\$500,353	\$500,353	S-10-204-C	Y	Scott Fretz	587-4187	Scott.Fretz@hawaii.gov
C (LNR)	LNR 405	2012-65	16-UNK	Marijuana Eradication	Dept. of Justice	\$275,000	\$275,000	S-12-245-C	N	Nicki Mak	587-0069	nicki.s.mak@hawaii.gov
C (LNR)	LNR 405	F12AF01043	15.611	Hunter Education Program W-21-HS- 36	Dept. of the Interior	\$419,128	\$419,128	S-13-205-C	Y	Orlando Oxiles	587-0200	orlando.b.oxiles@hawaii.gov
C (LNR)	LNR 405	N/A (2012 JEA)	11.UNK	Joint Enforcement Agreement 2012	Dept. of Commerce	\$667,305	\$667,305	S-13-230-C	N	Nicki Mak	587-0069	nicki.s.mak@hawaii.gov
C (LNR)	LNR 405	W-21-HS-33	15.611	HEP & shooting Range Development	Dept. of the Interior	\$521,750	\$521,750	S-10-205-C	Y	Orlando Oxiles	587-0200	orlando.b.oxiles@hawaii.gov
C (LNR)	LNR 405	W-25-D-1	15.611	Shooting Range Development	Dept. of the Interior	\$732,077	\$732,077	S-12-205-C	Y	Orlando Oxiles	587-0200	orlando.b.oxiles@hawaii.gov
C (LNR)	LNR 407	1220-09-J012	15.657	Kanaio NAR Dry Forest Protection & Restoration	Dept. of the Interior	\$350,000	\$350,000	S-10-240-C	N	Emma Yuen	587-4170	Emma.Yuen@hawaii.gov
C (LNR)	LNR 407	E-2-MP-12	15.615	Endangered Plant Program	Dept. of the Interior	\$754,164	\$754,164	S-11-204-C	N	Randall Kennedy	587-0054	Randall.W.Kennedy@hawaii.gov
C (LNR)	LNR 407	E-2-MP-13	15.615	Endangered Plants	Dept. of the Interior	\$1,292,824	\$1,292,824	S-12-240-C	N	Randall Kennedy	587-0054	Randall.W.Kennedy@hawaii.gov

Department of Land and Natural Resources
Active Federal Awards

Table 11

<u>State Expending Agency</u>	<u>Program ID</u>	<u>Award Number</u>	<u>CFDA Number</u>	<u>Award Description</u>	<u>Awarding Federal Agency</u>	<u>Award Amount</u>	<u>Award Amount Allocated to the Pgm ID in Column B</u>	<u>State Appropriation Symbol</u>	<u>At Risk for Federal Sequestration (Y/N)</u>	<u>Contact Name</u>	<u>Contact Phone</u>	<u>Contact Email</u>
C (LNR)	LNR 407	F12AC01367	15.657	Kaluanui Protective Fencing	Dept. of the Interior	\$200,000	\$200,000	S-13-240-C	N	Marigold Zoll	286-6378	Marigold.S.Zoll@hawaii.gov
C (LNR)	LNR 407	F12AP00808	15.615	Endangered Plants E-2-MP-14	Dept. of the Interior	\$741,010	\$741,010	S-13-240-C	N	Randall Kennedy	587-0054	Randall.W.Kennedy@hawaii.gov
C (LNR)	LNR 407	W9132T-11-2-0035	12.630	Yellow Faced Bee Species	Dept. of Defense	\$109,124	\$109,124	S-12-240-C	N	Cynthia King	587-0019	Cynthia.B.King@hawaii.org
C (LNR)	LNR 801	3311FAS110115	97.012	Recreational Boating Safety	Dept. of Homeland Security	\$796,521	\$796,521	S-11-250-C	Y	Kevin Yim	587-1979	Kevin.H.Yim@hawaii.gov
C (LNR)	LNR 801	3312FAS120115	97.012	Recreational Boating Safety	Dept. of Homeland Security	\$722,241	\$722,241	S-12-250-C	Y	Kevin Yim	587-1979	Kevin.H.Yim@hawaii.gov
C (LNR)	LNR 801	F12AF00301	15.605	Honokohau Small Boat Harbor	Dept. of the Interior	\$108,638	\$108,638		Y	Eric Yuasa	587-0122	Eric.T.Yuasa@hawaii.gov
C (LNR)	LNR 801	F-19-B-41	15.605	Assessment Report for Future Maintenance Dredging	Dept. of the Interior	\$229,338	\$229,338	S-06-286-C	Y	Eric Yuasa	587-0122	Eric.T.Yuasa@hawaii.gov
C (LNR)	LNR 801	F-19-B-43	15.605	Mala Boat Ramp Loading Dock Replacement	Dept. of the Interior	\$831,975	\$831,975		Y	Eric Yuasa	587-0122	Eric.T.Yuasa@hawaii.gov
C (LNR)	LNR 801	V-2-D-1	15.616	Sewage Pump-out Facilities at Ma'alaea SBH	Dept. of the Interior	\$466,560	\$466,560	S-06-276-C	N	Eric Yuasa	587-0122	Eric.T.Yuasa@hawaii.gov
C (LNR)	LNR 801	Y-9-D-1	15.622	Construction of Tie-up Facilities for Transient Vessels at Ala Wai SBH	Dept. of the Interior	\$100,000	\$100,000	S-07-276-C	N	Eric Yuasa	587-0122	Eric.T.Yuasa@hawaii.gov
C (LNR)	LNR 802	P07AP00014	15.929	Preserve America	Dept. of the Interior	\$51,727	\$51,727	S-08-229-C	N	Pua Aiu	692-8015	pua.aiu@hawaii.gov
C (LNR)	LNR 802	P11AP60595	15.904	SHOPO, FY11	Dept. of the Interior	\$570,695	\$570,695	S-11-209-C	Y	Pua Aiu	692-8015	pua.aiu@hawaii.gov
C (LNR)	LNR 802	P12AP10374	15.904	SHOPO, FY12	Dept. of the Interior	\$574,945	\$574,945	S-12-209-C	Y	Pua Aiu	692-8015	pua.aiu@hawaii.gov

Department of Land and Natural Resources
Active Federal Awards

Table 11

<u>State Expending Agency</u>	<u>Program ID</u>	<u>Award Number</u>	<u>CFDA Number</u>	<u>Award Description</u>	<u>Awarding Federal Agency</u>	<u>Award Amount</u>	<u>Award Amount Allocated to the Pgm ID in Column B</u>	<u>State Appropriation Symbol</u>	<u>At Risk for Federal Sequestration (Y/N)</u>	<u>Contact Name</u>	<u>Contact Phone</u>	<u>Contact Email</u>
C (LNR)	LNR 804	F12AF01331	15.611	Hawaii Game Management Program W-22-G-18	Dept. of the Interior	\$790,334	\$790,334	S-13-206-C	Y	Edwin Johnson	587-4185	Edwin.D.Johnson@hawaii.gov
C (LNR)	LNR 804	NRT-NRT1(014)	20.219	Na Ala Hele Trail	Dept. of Transportation	\$978,700	\$978,700	S-11-206-C	N	Nelson Ayers	587-0163	Nelson.A.Ayers@hawaii.gov
C (LNR)	LNR 804	NRT-NRT1(015)	20.219	Na Ala Hele Trail	Dept. of Transportation	\$1,016,798	\$1,016,798	S-13-206-C	N	Nelson Ayers	587-0163	Nelson.A.Ayers@hawaii.gov
C (LNR)	LNR 804	W-22-G-17	15.611	Hawaii Game Management Program	Dept. of the Interior	\$1,859,075	\$1,859,075	S-12-206-C	Y	Edwin Johnson	587-4185	Edwin.D.Johnson@hawaii.gov
C (LNR)	LNR 805	F12AF01286	15.605	Freshwater Fisheries Development F-11-D-37	Dept. of the Interior	\$135,000	\$135,000	S-13-207-C	Y	Michael Fujimoto	587-0085	Michael.M.Fujimoto@hawaii.gov
C (LNR)	LNR 806	LW1500158	15.916	West Maui State Park, Lahaina Recreation Center	Dept. of the Interior	\$450,000	\$450,000	S-10-213-C	N	Martha Yent	587-0287	Martha.E.Yent@hawaii.gov
C (LNR)	LNR 806	LW1500160	15.916	Ewa Mahi Ko Park, Oahu	Dept. of the Interior	\$600,000	\$600,000	S-10-213-C	N	Martha Yent	587-0287	Martha.E.Yent@hawaii.gov
C (LNR)	LNR 806	LW1500161	15.916	Wailua River State Park, Kauai	Dept. of the Interior	\$150,000	\$150,000	S-11-213-C	N	Martha Yent	587-0287	Martha.E.Yent@hawaii.gov
C (LNR)	LNR 806	LW1500162	15.916	Hapuna Beach State Recreation Area	Dept. of the Interior	\$100,000	\$100,000	S-11-213-C	N	Martha Yent	587-0287	Martha.E.Yent@hawaii.gov
C (LNR)	LNR 806	LW1500163	15.916	Pana'ewa Rainforest Zoo & Gardens	Dept. of the Interior	\$290,000	\$290,000	S-11-213-C	N	Martha Yent	587-0287	Martha.E.Yent@hawaii.gov
C (LNR)	LNR 806	LW1500164	15.916	Ala Wai Community Park	Dept. of the Interior	\$518,656	\$518,656	S-12-213-C	N	Martha Yent	587-0287	Martha.E.Yent@hawaii.gov
C (LNR)	LNR 810	EMF-2011-GR-1106	97.045	CTP FY11	Dept. of Homeland Security	\$140,000	\$140,000	S-12-242-C	N	Carol Tyau-Beam	587-0267	carol.l.tyau@hawaii.gov
C (LNR)	LNR 810	EMF-2012-GR-1206	97.045	CTP FY12	Dept. of Homeland Security	\$140,000	\$140,000	S-13-242-C	N	Carol Tyau-Beam	587-0267	carol.l.tyau@hawaii.gov

Department of Land and Natural Resources
Active Federal Awards

Table 11

<u>State Expending Agency</u>	<u>Program ID</u>	<u>Award Number</u>	<u>CFDA Number</u>	<u>Award Description</u>	<u>Awarding Federal Agency</u>	<u>Award Amount</u>	<u>Award Amount Allocated to the Pgm ID in Column B</u>	<u>State Appropriation Symbol</u>	<u>At Risk for Federal Sequestration (Y/N)</u>	<u>Contact Name</u>	<u>Contact Phone</u>	<u>Contact Email</u>
C (LNR)	LNR 810	EMW-2011-GR-00019	97.041	National Dam Safety Program FY11	Dept. of Homeland Security	\$58,024	\$58,024	S-12-242-C	N	Denise Manuel	587-0246	denise.m.manuel@hawaii.gov
C (LNR)	LNR 810	EMW-2012-GR-00116	97.041	National Dam Safety Program FY12	Dept. of Homeland Security	\$56,396	\$56,396	S-13-242-C	N	Denise Manuel	587-0246	denise.m.manuel@hawaii.gov
C (LNR)	LNR 810	NA10NOS473020	11.473	Flood Mitigation Plan Update	Dept. of Commerce	\$370,253	\$370,253	S-11-242-C	N	Darron Agawa	587-0277	darron.k.agawa@hawaii.gov
C (LNR)	LNR 906/ KIRC	66-9251-6-720	10.072	Kealialalo	Dept. of Agriculture	\$203,000	\$203,000	T-09-909-C	N	Lyman Abbott	243-5028	labbott@kirc.hawaii.gov
C (LNR)	LNR 906/ KIRC	66-9251-6-721	10.072	Kaukaupapa	Dept. of Agriculture	\$145,000	\$145,000	T-09-909-C	N	Lyman Abbott	243-5028	labbott@kirc.hawaii.gov

Department of Land and Natural Resources
Non-General Fund Balances

Table 12

<u>Div</u>	<u>Appn</u>	<u>Name of Fund</u>	<u>Purpose</u>	<u>Statutory Reference</u>	<u>MOF</u>	<u>Beginning FY13 Unencumbered Cash Balance</u>	<u>Estimated FY13 Revenues</u>	<u>Estimated FY13 Expenditures and Encumbrances</u>	<u>Estimated FY13 Net Transfers</u>	<u>Estimated FY13 Ending Unencumbered Cash Balance</u>	<u>Balance in Excess of Program Needs</u>
LNR 101	S-315	Public Land Trust Inventory & Information System	To create and maintain a comprehensive statewide public land trust inventory database and to provide for one staff position for a database and application developer.	Act 54, SLH 2011	B	62,000	0	(85,000)	23,000	0	0
LNR 101	S-316/318	Special Fund & Development Fund	To account for monies received from non-ceded public lands, including interest on deferred payments, and rents from leases, licenses and permits.	Sec 171-19, HRS	B	8,529,238	9,500,000	(5,225,942)	(5,641,034)	7,162,262	0
LNR 101	S-317	Land Conservation Fund	To provide funding to county agencies, state agencies, and non-profit organizations for the acquisition (interests in fee simple or conservation easement) of lands having value as a resource to the State.	HRS, Chapter 173A	B	1,984,453	4,600,000	(4,506,711)	(715,000)	1,362,742	0
LNR 101	S-325	Beach Restoration Special Fund	Act 84, SLH 1999 established this fund to provide for the restoration of public beach lands in those instances in which such restoration is considered to benefit the people of the State.	Sec 171-156, HRS	B	586,362	260,000	(152,811)	0	693,551	0
LNR 111	S-309	Bureau and Conveyance Special Fund	To account for monies received form recording fees, copying fees, non-conforming fees and search fees.	Sec 502-8, HRS	B	1,826,355	4,700,000	(4,086,358)	75,000	2,514,997	0
LNR 141	S-303	Water and Land Development	Operating special fund for geothermal/mineral resource management responsibilities.	Act 106, SLH 2012 Operating Fund	B	1,067,859	0	36,345	402,767	1,506,971	0

Department of Land and Natural Resources
Non-General Fund Balances

Table 12

<u>Div</u>	<u>Appn</u>	<u>Name of Fund</u>	<u>Purpose</u>	<u>Statutory Reference</u>	<u>MOF</u>	<u>Beginning FY13 Unencumbered Cash Balance</u>	<u>Estimated FY13 Revenues</u>	<u>Estimated FY13 Expenditures and Encumbrances</u>	<u>Estimated FY13 Net Transfers</u>	<u>Estimated FY13 Ending Unencumbered Cash Balance</u>	<u>Balance in Excess of Program Needs</u>
LNR 153	S-313	Commercial Fisheries Special Fund	Act 220, SLH 1996, established the Commercial Fisheries Special Fund to develop and conduct programs and activities for projects concerning aquatic life used for commercial purposes. Revenues from commercial fishing licenses, permits, fees, etc., are deposited into this account. Act121, SLH 2000, permanently established the Commercial Fisheries Special Fund for the management and conservation of aquatic life used for commercial purposes.	Sec 189-2.4, HRS	B	662,006	290,000	(376,513)	(30,000)	545,493	0
LNR 172	S-347	Forest Stewardship Fund	This fund was established by Act 327, SLH 1991, to provide funding to private landowners to manage, protect, and restore important watersheds, timber resources, fish and wildlife habitats, isolated population of rare and endangered plants, native vegetation, and other lands that are not recognized as potential natural area reserves.	Sec 195F-4, HRS	B	1,885,297	450,000	(2,180,977)	1,600,000	1,754,320	0
LNR 402	S-314	Native Resources & Fire Protection	Operating account for invasive species programs, management of native and endangered wildlife, and as match for federal natural resource conservation grants.	Act 106, SLH 2012 Operating Fund	B	36,118	40,000	(2,059,549)	2,900,000	916,569	0

Department of Land and Natural Resources
Non-General Fund Balances

Table 12

<u>Div</u>	<u>Appn</u>	<u>Name of Fund</u>	<u>Purpose</u>	<u>Statutory Reference</u>	<u>MOF</u>	<u>Beginning FY13 Unencumbered Cash Balance</u>	<u>Estimated FY13 Revenues</u>	<u>Estimated FY13 Expenditures and Encumbrances</u>	<u>Estimated FY13 Net Transfers</u>	<u>Estimated FY13 Ending Unencumbered Cash Balance</u>	<u>Balance in Excess of Program Needs</u>
LNR 404	S-326	Water Resource Management Fund	Act 204, SLH 2000, established the Water Resource Management Fund, for the following: 1) Monitoring program & activities concerning water resource quality, protection and management, 2) Research programs & activities concerning water conservation & investigation of alternative sources of water, 3) Preparation & dissemination of information to the public concerning activities authorized under Chapter 174C, HRS, 4) Data collection, development, and updating of long-range planning documents, and 5) Any other protection, management, operational or maintenance function authorized and deemed necessary by the Commission.	Sec 174C-5.5, HRS	B	1,369,238	70,000	(381,281)	324,000	1,381,957	0
LNR 405	S-302	Conservation & Resource Enforcement	This fund was administratively established to receive funds from the Boating Special Fund to fund marine patrol responsibilities that were transferred from the Department of Public Safety pursuant to Act 296, SLH 1996.	Act 296, SLH 1996	B	(15,016)	20,731	(1,500,747)	1,500,000	4,968	0
LNR 405	S-349	Conservation & Resource Enforcement	This fund was established to deposit grants, awards, donations, gifts, transfers or moneys derived from public or private sources for purposes of enforcing the provisions of Title 12, Chapters 6D, 6E, and 6K.	Act 78, SLH 2011	B	177,972	515,000	(325,000)	0	367,972	0
LNR 407	S-342	Natural Area Reserve Fund	This fund was established pursuant to HRS 195-9, SLH 1991, to receive and expend State and private funds to implement the purposes of HRS 195 - NARS.	Act 326, SLH 1991, HRS 195-9	B	2,117,244	11,875,000	(8,865,575)	(3,000,000)	2,126,669	0

Department of Land and Natural Resources
Non-General Fund Balances

Table 12

<u>Div</u>	<u>Appn</u>	<u>Name of Fund</u>	<u>Purpose</u>	<u>Statutory Reference</u>	<u>MOF</u>	<u>Beginning FY13 Unencumbered Cash Balance</u>	<u>Estimated FY13 Revenues</u>	<u>Estimated FY13 Expenditures and Encumbrances</u>	<u>Estimated FY13 Net Transfers</u>	<u>Estimated FY13 Ending Unencumbered Cash Balance</u>	<u>Balance in Excess of Program Needs</u>
LNR 801	S-359/360	Ocean-Based Recreation	This fund was established pursuant to Section 248-8, HRS, to collect revenues to implement the boating and ocean recreation programs.	Sec 248-8, HRS	B	5,279,994	13,400,000	(12,229,418)	(1,500,000)	4,950,576	0
LNR 802	S-321	Hawaii Historic Preservation SF	This fund was established by Act 388, SLH 1989, to account for appropriations from the Legislature, gifts, donations, grants and interest income to provide financial assistance to public and private agencies in accordance with chapter 42Fm HRS, involved in historic preservation activities other than those covered by Section 6E-9, HRS.	Section 6E-16, HRS	B	95,705	45,000	(84,820)	0	55,885	0
LNR 804	S-306	Na Ala Hele Program	This fund was administratively established to account for the collection of the Highway Fuel Tax collected under Chapter 243, Hawaii Revised Statutes (HRS), Contributions, Fees, etc., to implement the Hawaii Statewide Trail and Access Program (Na Ala Hele).	Act 106, SLH 2012 - Operating Fund	B	543,621	500,000	(664,817)	(3,000)	375,804	0
LNR 805	S-348	Sport Fish Special Fund	This fund was established by Act 143, SLH 1993, to insure compliance with the Federal Aid Sport Fish Restoration Act (Dingell-Johnson/Wallop-Breaux) for the matching of State funds. Revenues collected from sport fish license fees, permits and interest income are used for sport fish projects.	Section 187A-9.5, HRS	B	81,479	20,000	(19,993)		81,486	0
LNR 806	S-305	Parks Admin & Operation - HTA Funds	To account for funds received from Hawaii Tourism Authority - Transient Accommodations Tax.	Act 106, SLH 2012 - Operating Fund	B	1,104,595	900,000	(1,674,988)	0	329,607	0

Department of Land and Natural Resources
Non-General Fund Balances

Table 12

Div	Appn	Name of Fund	Purpose	Statutory Reference	MOF	Beginning FY13	Estimated	Estimated FY13	Estimated FY13	Estimated FY13	Estimated FY13	Balance in
						Unencumbered	FY13	Expenditures and		Estimated FY13	Unencumbered	Excess of
						Cash Balance	Revenues	Encumbrances	Net Transfers	Cash Balance	Program	Needs
LNR 806	S-312	State Parks Special Fund	Act 120, SLH 2000, established the State Park Special Fund to maintain and operate the State Parks system and also authorized the transfer of unexpended balances from the 'Aina Ho'omalua Special Fund. Act 312, SLH 1991, originally established the 'Aina Ho'omalua Special Fund to collect State Parks' proceeds from park user fees or any leases or concession agreements to be used for the planning and development of interpretive programs.	Section 184-3.4, HRS	B	920,878	3,800,000	(4,370,162)	667,766	1,018,482	0	
LNR 810	S-323	Prevention of Natural Resources	Operating special fund for LNR 810 program	Act 106, SLH 2012 - Operating Fund	B	215,466	0	(668,881)	733,971	280,556	0	
LNR 810	S-328	Dam and Reservoir Safety Special Fund	Provide funding to improve the safety of dams and reservoirs in the State.	Chapter 179D-25, HRS	B	359,820	925,000	(150,125)	0	1,134,695	0	
LNR 906	S-308	Natural and Physical Environment	This fund was administratively established to account for risk management costs imposed on special funds; it is also the operating account for position funded by special funds.	Act 106, SLH 2012 - Operating Fund	B	602,080	40,000	(768,590)	850,000	723,490	0	
LNR 906	S-311	Public Land Development Corp	To account for the revenues and expenditures of the Public Land Development Corporation.	Act 55, SLH 2011	B	58,200	0	0	(58,200)	0	0	
LNR 906	S-361	Public Land Development Corp	To account for the revenues and expenditures of the Public Land Development Corporation.	Act 55, SLH 2011, Act 106, SLH	B	0	0	(350,000)	350,000	0	0	

Department of Land and Natural Resources
Non-General Fund Balances

Table 12

<u>Div</u>	<u>Appn</u>	<u>Name of Fund</u>	<u>Purpose</u>	<u>Statutory Reference</u>	<u>MOF</u>	<u>Beginning FY13 Unencumbered Cash Balance</u>	<u>Estimated FY13 Revenues</u>	<u>Estimated FY13 Expenditures and Encumbrances</u>	<u>Estimated FY13 Net Transfers</u>	<u>Estimated FY13 Ending Unencumbered Cash Balance</u>	<u>Balance in Excess of Program Needs</u>
Revolving Funds:											
LNR 141	S-335	Accrued Vacation & Sick Leave Fund	This revolving fund accounts for the accrued vacation and sick leave for project-funded employees of the Division of State Parks and the former Engineering Branch of the Land Division (now Engineering Division). This account provides the funding for vacation and sick leave payouts upon departure of project-funded staff.	Act 106, SLH 2012 - Operating Fund	W	509,784	0	(22,994)	0	486,790	0
LNR 804/405	S-343/344	Wildlife Revolving Fund	This fund was established by Act 67, SLH 1988, to collect proceeds from hunting license fees, law violation fines, hunter training fees and charges for use of public target ranges. Authorized expenditures include matching funds for federal grants-in-aid, enforcement activities, acquisition and maintenance of trails, wildlife research, and the importation and management of game and other wildlife.	Sec 183D-10.5, HRS	W	71,364	188,450	(185,588)	0	74,226	0
Trust Funds:											
LNR 101	T-901	Ceded Land Proceeds - Oahu	This fund was established by Act 32, SLH 1962, in accordance with the requirements of the Admission Act. All revenues derived from the sale of ceded public lands (including ceded land remnants) and the rents from leases, licenses, and permits of ceded lands (less the 30 percent derived from sugarland leases and water licenses) are required to be deposited into this fund.	Sec 171-18, HRS	T	374,100	845,500	(1,219,600)	0	0	0
LNR 101	T-902	Ceded Land Proceeds - Maui	Same as above	Sec 171-18, HRS	T	0	281,000	(281,000)	0	0	0
LNR 101	T-903	Ceded Land Proceeds - Hawaii	Same as above	Sec 171-18, HRS	T	0	1,850,000	(1,850,000)	0	0	0
LNR 101	T-904	Ceded Land Proceeds - Hawaii	Same as above	Sec 171-18, HRS	T	0	550,000	(550,000)	0	0	0

Department of Land and Natural Resources
Non-General Fund Balances

Table 12

<u>Div</u>	<u>Appn</u>	<u>Name of Fund</u>	<u>Purpose</u>	<u>Statutory Reference</u>	<u>MOF</u>	<u>Beginning FY13 Unencumbered Cash Balance</u>	<u>Estimated FY13 Revenues</u>	<u>Estimated FY13 Expenditures and Encumbrances</u>	<u>Estimated FY13 Net Transfers</u>	<u>Estimated FY13 Ending Unencumbered Cash Balance</u>	<u>Balance in Excess of Program Needs</u>
LNR 101	T-905	Temporary Deposits	This fund was created to account for temporary deposits such as security deposits for leases, permits and licenses, and also for the payment of appraisal fees chargeable to the applicant.	N/A	T	1,401,797	200,000	(172,640)	0	1,429,157	0
LNR 101	T-906	Temp Deposits- Undistributed Proceeds	This trust fund was established to deposit land rental and water license revenues that are collected by DLNR for, and later transferred to, the Department of Hawaiian Home Lands, the Department of Agriculture, the Department of Transportation, and the Hawaii Community Development Authority.	N/A	T	297,200	900,000	(900,000)	0	297,200	0
LNR 101	T-907	Donations, Gifts, & Grants - Private & Govt	This fund was created to account for donations, gifts and grants from private entities to be spent for specific purposes.	N/A	T	2,895,856	1,200,000	(1,079,754)	0	3,016,102	0
LNR 101	T-911	Land - Water Monitoring Svcs	This trust account was created to account for donations received from various subsidiaries of sugar plantations. The donations were to be used for the operation and maintenance of sugarcane irrigation stations.	N/A	T	32	45,000	(36,500)	0	8,532	0
LNR 101	T-931	Ceded Land Proceeds, GF Portion - Oahu	To comply with Executive Order 06-06, which carries out the requirements of Act 178, SLH 2006. Funds accumulated in this account is used to make up for any shortfall in \$\$3,775,000 to be transferred to OHA each quarter.	N/A	T	6,362,273	1,000,000	(1,000,000)	0	6,362,273	0
LNR 101	T-932	Ceded Land Proceeds, GF Portion - Maui	Same as above	N/A	T	1,720,653	300,000	(300,000)	0	1,720,653	0
LNR 101	T-933	Ceded Land Proceeds, GF Portion - Hawaii	Same as above	N/A	T	4,985,293	1,600,000	(1,600,000)	0	4,985,293	0
LNR 101	T-934	Ceded Land Proceeds, GF Portion - Kauai	Same as above	N/A	T	2,862,559	1,000,000	(1,000,000)	0	2,862,559	0

Department of Land and Natural Resources
Non-General Fund Balances

Table 12

<u>Div</u>	<u>Appn</u>	<u>Name of Fund</u>	<u>Purpose</u>	<u>Statutory Reference</u>	<u>MOF</u>	<u>Beginning FY13 Unencumbered Cash Balance</u>	<u>Estimated FY13 Revenues</u>	<u>Estimated FY13 Expenditures and Encumbrances</u>	<u>Estimated FY13 Net Transfers</u>	<u>Estimated FY13 Ending Unencumbered Cash Balance</u>	<u>Balance in Excess of Program Needs</u>
LNR 172	T-926	Assistance in Managing Land Fund	This account is used to assist the Office of Hawaiian Affairs (OHA) in the management of the 25,856 acre Wao Kele O Puna Forest Reserve on the Island of Hawaii.	N/A	T	1,977	150,000	(120,546)		31,431	0
LNR 401	T-935	In-Lieu Fee Mitigation Program	To account for fees from permittees, fines, penalties and expenditure related to the In-Lieu Mitigation Program .	N/A	T	8,316,014	0	(783,968)	0	7,532,046	0
LNR 402	T-908	Preservation of Endangered Plants	To account for donated revenues for activities related to endangered plants.	N/A	T	2,341	0	(2,341)	0	0	0
LNR 402	T-919	Endangered Species Trust Fund	To account for monies provided for habitat conservation plans.	Sec 195D-31, HRS	T	1,348,335	2,500,000	(2,841,945)	0	1,006,390	0
LNR 801	T-915	Boating Security Deposits	To account for security deposits collected from the boating tenants of small boat harbors. Account was transferred from DOT in July 1, 1992.	Sec 171-18, HRS	T	1,308,699	70,000	(70,000)	0	1,308,699	0
LNR 801	T-921	Boating Ceded Land Proceeds - Oahu	To comply with Executive Orders 03-03 and 06-06, which set up the procedures for the transfer of ceded land receipts of the Office of Hawaiian Affairs (OHA).	Sec 171-18, HRS	T	194,907	300,000	(300,000)	0	194,907	0
LNR 801	T-922	Boating Ceded Land Proceeds - Maui	Same as above	Sec 171-18, HRS	T	489,717	550,000	(550,000)	0	489,717	0
LNR 801	T-923	Boating Ceded Land Proceeds - Hawaii	Same as above	Sec 171-18, HRS	T	77,598	90,000	(90,000)	0	77,598	0
LNR 801	T-924	Boating Ceded Land Proceeds - Kauai	Same as above	Sec 171-18, HRS	T	76,978	100,000	(100,000)	0	76,978	0
LNR 906	T-909	Kaho'olawe Rehabilitation Trust Fund	This fund was established to receive federal funds, legislative appropriations, and moneys from grants, donations or proceeds for the rehabilitation and environmental restoration of the Island of Kaho'olawe.	Operating Account	T	6,469,063	250,000	(2,276,471)	0	4,442,592	0

Department of Land and Natural Resources
Positions Vacant as of November 30, 2012

Table 13

Prog ID	Date of Vacancy	Position Number	Position Title	SR Level	BU Code	Perm Temp (P/T)	FTE	MOF	Budgeted Amount	Actual Salary Last Paid	Exempt (Y/N)	Authority to Hire (Y/N)	Occupied by 89 Day Hire (Y/N)	# of 89 Hire Apts
LNR 101EA	3/5/2012	26433	PLANNER V	SR24	13	P	1.00	B	\$60,024	\$55,500	N	N	N	
LNR 101EA	9/17/2012	27731	OFFICE ASSISTANT III	SR08	03	P	1.00	B	\$27,756	\$27,756	N	Y	N	
LNR 101EA	NEW	120669	ADMINISTRATIVE SERVICES ASSISTANT	SR22	13	P	1.00	B	\$43,296	\$0	N	Y	N	
LNR 111BA	4/16/2012	146	MICROPHOTOGRAPHER IV	SR11	03	P	1.00	B	\$32,424	\$32,424	N	N	N	
LNR 111BA	4/16/2012	150	MICROPHOTOGRAPHER II	SR07	03	P	1.00	B	\$25,668	\$25,668	N	N	N	
LNR 111BA	4/16/2012	154	ABSTRACTING ASSISTANT IV	SR11	03	P	1.00	B	\$30,036	\$30,036	N	Y	Y	1
LNR 111BA	7/1/2012	158	MICROPHOTOGRAPHER II	SR07	03	P	1.00	B	\$28,836	\$28,836	N	N	N	
LNR 111BA	9/1/2012	162	ABSTRACTING ASSISTANT IV	SR11	03	P	1.00	B	\$31,212	\$31,212	N	Y	Y	1
LNR 111BA	7/31/2010	38263	OFFICE ASSISTANT III	SR08	03	P	1.00	B	\$27,756	\$27,756	N	Y	Y	1
LNR 111BA	2/16/2012	40400	ABTRACTOR IX	SR21	04	P	1.00	B	\$54,012	\$51,312	N	N	N	
LNR 111BA	10/10/2012	44992	ADMINISTRATIVE SERVICES ASSISTANT	SR22	13	P	1.00	B	\$45,576	\$45,576	N	N	N	
LNR 111BA	4/1/2012	46747	ABTRACTOR VI	SR15	03	P	1.00	B	\$44,412	\$44,412	N	Y	N	
LNR 111BA	4/2/2012	110302	ABSTRACTING ASSISTANT IV	SR11	03	P	1.00	B	\$36,516	\$36,516	N	Y	N	
LNR 111BA	10/16/2012	118408	ABSTRACTING ASSISTANT IV	SR11	03	P	1.00	B	\$27,756	\$30,036	N	N	N	
LNR 111BA	7/1/2010	118994+	OFFICE ASSISTANT III	SR08	03	T	1.00	B	\$23,736	\$25,668	N	N	N	
LNR 111BA	PENDING ESTABLISHMENT	98002C	ABTRACTOR VII	SR17	03	P	1.00	B	\$33,756	\$0	N	N	N	
LNR 111BA	PENDING ESTABLISHMENT	98003C	ABTRACTOR VI	SR15	03	P	1.00	B	\$31,212	\$0	N	N	N	
LNR 111BA	PENDING ESTABLISHMENT	98010C+	ABSTRACTING ASSISTANT III	SR09	03	T	1.00	B	\$24,684	\$0	N	N	N	
LNR 141GA	9/16/2010	9630	ENGINEERING PROGRAM MANAGER	EM07	35	P	0.5 0.5	A C	\$48,078 \$48,078	\$97,824	N	N	N	
LNR 141GA	RESTORED - WITH FUNDS*	119308	GEOLOGIST II	SR28	13	P	1.00	B	\$62,424	\$0	N	Y	N	
LNR 141GA	RESTORED - WITH FUNDS*	119309	ENGINEER V	SR26	13	P	1.00	B	\$70,176	\$0	N	Y	N	
LNR 141GA	PENDING ESTABLISHMENT	91315C	PLANNER V	SR24	13	P	1.00	B	\$59,304	\$0	N	N	N	
LNR 153CB	PENDING ESTABLISHMENT	91201C	AQUATIC RESOURCES PROGRAM MANAGER	EM05	35	P	1.00	A	\$71,760	\$0	N	N	N	
LNR 153CB	PENDING ESTABLISHMENT	91202C	FISHERY AID II	SR09	03	P	1.00	N	\$26,700	\$0	N	N	N	
LNR 172DA	10/1/2010	12480	FORESTRY MANAGEMENT SUPERVISOR I	SR24	13	P	1.00	A	\$75,960	\$75,960	N	Y	N	
LNR 172DA	5/1/2012	12481	FORESTRY MANAGEMENT SUPERVISOR I	SR24	13	P	1.00	A	\$75,960	\$75,960	N	Y	N	

Department of Land and Natural Resources
Positions Vacant as of November 30, 2012

Table 13

Prog ID	Date of Vacancy	Position Number	Position Title	SR Level	BU Code	Perm Temp (P/T)	FTE	MOF	Budgeted Amount	Actual Salary Last Paid	Exempt (Y/N)	Authority to Hire (Y/N)	Occupied by 89 Day Hire (Y/N)	# of 89 Hire Appts
LNR 172DA	4/1/2012	21434	FORESTRY & WILDLIFE WORKER II	BC05	01	P	1.00	A	\$36,960	\$36,960	N	Y	N	
LNR 172DA	4/1/2012	21439	FORESTRY & WILDLIFE WORKER III	WS05	01	P	1.00	A	\$39,576	\$39,576	N	Y	N	
LNR 172DA	9/17/2012	117693	FORESTER IV	SR22	13	P	1.00	B	\$47,524	\$47,412	N	Y	Y	
LNR 172DA	7/16/2012	118260	GENERAL LABORER I	BC02	01	P	0.5 0.5	N B	\$16,614 \$16,614	\$39,576	N	N	N	1
LNR 172DA	1/4/2010	112451+	FORESTRY & WILDLIFE TECHNICIAN IV	SR13	03	T	1.00	B	\$39,480	\$39,480	N	N	N	
LNR 172DA	8/21/2009	119025+	FORESTRY & WILDLIFE WORKER II	BC05	01	T	1.00	B	\$34,314	\$36,960	N	N	N	
LNR 172DA	3/16/2009	119078+	FORESTRY & WILDLIFE WORKER II	BC05	01	T	1.00	B	\$34,314	\$36,960	N	N	N	
LNR 401CA	4/17/2010	2951	AQUATIC RESOURCES PROGRAM ADMINSTRATOR	EM07	35	P	1.00	A	\$106,272	\$106,272	N	Y	N	
LNR 401CA	12/31/2011	11459	OFFICE ASSISTANT III	SR08	03	P	1.00	A	\$30,036	\$28,536	N	Y	N	
LNR 401CA	NEW	120594+	ACCOUNTANT IV	SR22	13	T	1.00	N	\$45,576	\$0	N	Y	N	
LNR 401CB	12/31/2009	32237	AQUATIC BIOLOGIST IV	SR22	13	P	1.00	A	\$67,488	\$67,488	N	Y	N	
LNR 401CB	12/31/2009	32238	AQUATIC BIOLOGIST IV	SR22	13	P	1.00	A	\$45,576	\$67,488	N	N	N	
LNR 401CB	3/15/2010	118216	AQUATIC BIOLOGIST III	SR20	13	P	1.00	A	\$43,824	\$43,824	N	N	N	
LNR 401CB	1/14/2011	116575(E)	SANCTUARY PROGRAM COORDINATOR	SRNA	13	T	1.00	N	\$53,352	\$53,352	Y	N	N	
LNR 401CB	11/27/2012	118629(E)	NORTHWEST HAWAIIAN ISLAND MONUMENT PERMITS COORDINATOR	SRNA	13	T	1.00	N	\$53,352	\$51,312	Y	N	N	
LNR 401CB	7/1/2012	119160(E)	NORTHWEST HAWAIIAN ISLAND MONUMENT RESEARCH COORDINATOR	SRNA	13	T	1.00	N	\$58,345	\$51,312	Y	N	N	
LNR 401CB	PENDING ESTABLISHMENT	99060C+	AQUATIC BIOLOGIST IV	SR22	13	T	1.00	A	\$49,332	\$0	N	Y	N	
LNR 401CB	PENDING ESTABLISHMENT	99061C+	AQUATIC BIOLOGIST III	SR22	13	T	1.00	A	\$45,576	\$0	N	Y	N	
LNR 401CB	PENDING ESTABLISHMENT	99062C+	FISHERY TECHNICIAN IV	SR13	03	T	1.00	A	\$33,756	\$0	N	Y	N	
LNR 401CB	PENDING ESTABLISHMENT	99063C+	FISHERY TECHNICIAN IV	SR13	03	T	1.00	A	\$33,756	\$0	N	Y	N	
LNR 401CB	PENDING ESTABLISHMENT	99064C+	FISHERY TECHNICIAN IV	SR13	03	T	1.00	A	\$33,756	\$0	N	Y	N	
LNR 401CB	PENDING ESTABLISHMENT	99065C+	FISHERY TECHNICIAN IV	SR13	03	T	1.00	A	\$33,756	\$0	N	Y	N	
LNR 401CE	7/7/2012	39081	OFFICE ASSISTANT III	SR08	03	P	1.00	A	\$27,756	\$27,756	N	Y	N	

Department of Land and Natural Resources
Positions Vacant as of November 30, 2012

Table 13

Prog ID	Date of Vacancy	Position Number	Position Title	SR Level	BU Code	Perm Temp (P/T)	FTE	MOF	Budgeted Amount	Actual Salary Last Paid	Exempt (Y/N)	Authority to Hire (Y/N)	Occupied by 89 Day Hire (Y/N)	# of 89 Hire Appts
LNR 401CE	7/31/2010	39764	EDUCATION SPECIALIST (AQUATIC RESOURCES)IV	SR22	13	P	1.00	A	\$60,024	\$60,024	N	Y	N	
LNR 402DA	6/1/2012	2899	GENERAL CONSTRUCTION & MAINTENANCE SUPERVISOR II	F210	02	P	1.00	A	\$53,760	\$53,760	N	N	N	
LNR 402DA	1/3/2012	2944	FORESTRY & WILDLIFE WORKER II	BC05	01	P	1.00	A	\$36,960	\$36,960	N	N	N	
LNR 402DA	10/8/2012	15015	WILDLIFE MANAGEMENT PROGRAM SPECIALIST	SR26	13	P	1.00	A	\$62,424	\$62,424	N	N	N	
LNR 402DA	1/7/2012	27026	BOTANIST V	SR24	13	P	1.00	A	\$60,024	\$57,024	N	Y	N	
LNR 402DA	3/31/2011	50940	WILDLIFE BIOLOGIST V	SR24	13	P	0.5 0.5	A N	\$26,676 \$26,676	\$53,352	N	Y	N	
LNR 402DA	5/26/2010	52385	WILDLIFE BIOLOGIST V	SR24	13	P	1.00	A	\$57,708	\$57,708	N	Y	Y	1
LNR 402DA	10/1/2011	116396	ACCOUNT CLERK II	SR08	03	P	1.00	N	\$26,700	\$24,384	N	Y	Y	3
LNR 402DA	2/16/2012	116490	OFFICE ASSISTANT III	SR08	03	P	1.00	A	\$28,836	\$27,396	N	N	N	
LNR 402DA	5/7/2012	118219	OFFICE ASSISTANT III	SR08	03	P	1.00	N	\$25,668	\$25,668	N	Y	N	
LNR 402DA	3/12/2012	118263	OFFICE ASSISTANT III	SR08	03	P	1.00	N	\$25,667	\$25,668	N	Y	N	
LNR 402DA	NEW	120311	PROCUREMENT & SUPPLY SPECIALIST	SR20	13	P	1.00	N	\$42,132	\$0	N	Y	N	
LNR 402DA	PENDING ESTABLISHMENT	91302C+	WILDLIFE BIOLOGIST IV	SR20	13	T	1.00	N	\$43,297	\$0	N	N	N	
LNR 402DA	PENDING ESTABLISHMENT	91303C+	WILDLIFE BIOLOGIST V	SR22	13	T	1.00	T	\$48,746	\$0	N	N	N	
LNR 402DA	PENDING ESTABLISHMENT	91304C+	PLANNER V	SR24	13	T	1.00	T	\$48,746	\$0	N	N	N	
LNR 402DB	NEW	120323+	FORESTRY & WILDLIFE TECHNICIAN IV	SR13	03	T	1.00	U	\$31,212	\$0	N	Y	N	
LNR 402DB	NEW	120327+	FORESTRY & WILDLIFE TECHNICIAN IV	SR13	03	T	1.00	U	\$31,212	\$0	N	Y	Y	5
LNR 402DB	NEW	120328+	FORESTRY & WILDLIFE TECHNICIAN IV	SR13	03	T	1.00	U	\$31,212	\$0	N	Y	Y	2
LNR 402DB	NEW	120329+	FORESTRY & WILDLIFE TECHNICIAN IV	SR13	03	T	1.00	U	\$31,212	\$0	N	Y	Y	1
LNR 402DB	NEW	120330+	WILDLIFE BIOLOGIST III	SR20	13	T	1.00	U	\$42,132	\$0	N	Y	N	
LNR 402DB	NEW	120331+	FORESTRY & WILDLIFE TECHNICIAN IV	SR13	03	T	1.00	U	\$31,212	\$0	N	Y	N	
LNR 402DB	NEW	120332+	FORESTRY & WILDLIFE TECHNICIAN IV	SR13	03	T	1.00	U	\$31,212	\$0	N	Y	N	

Department of Land and Natural Resources
Positions Vacant as of November 30, 2012

Table 13

Prog ID	Date of Vacancy	Position Number	Position Title	SR Level	BU Code	Perm Temp (P/T)	FTE	MOF	Budgeted Amount	Actual Salary Last Paid	Exempt (Y/N)	Authority to Hire (Y/N)	Occupied by 89 Day Hire (Y/N)	# of 89 Hire Appts
LNR 404GC	3/1/2011	11777	INFORMATION TECHNOLOGY SPECIALIST III	SR20	13	P	1.00	A	\$60,024	\$60,024	N	Y	N	
LNR 404GC	4/10/2010	118215	GEOLOGIST I	SR24	13	P	1.00	A	\$51,312	\$55,500	N	Y	N	
LNR 405HA	5/1/2011	2898	CONSERVATION & RESOURCES ENFORCEMENT OFFICER III	SR20	03	P	1.00	A	\$54,012	\$54,012	N	N	N	
LNR 405HA	2/11/2010	2960	CONSERVATION & RESOURCES ENFORCEMENT OFFICER III	SR20	03	P	1.00	A	\$56,172	\$56,172	N	N	N	
LNR 405HA	1/13/2010	4676	CONSERVATION & RESOURCES ENFORCEMENT OFFICER III	SR20	03	P	1.00	A	\$60,744	\$60,744	N	N	N	
LNR 405HA	6/1/2009	5025	CONSERVATION & RESOURCES ENFORCEMENT ASSISTANT ADMINISTRATOR	EM05	31	P	1.00	A	\$85,416	\$86,940	N	N	N	
LNR 405HA	7/16/2012	25890	CONSERVATION & RESOURCES ENFORCEMENT OFFICER III	SR20	03	P	1.00	A	\$54,012	\$56,172	N	N	N	
LNR 405HA	2/11/2010	27100	CONSERVATION & RESOURCES ENFORCEMENT OFFICER III	SR20	03	P	1.00	A	\$60,744	\$60,744	N	Y	N	
LNR 405HA	10/16/2010	27102	CONSERVATION & RESOURCES ENFORCEMENT OFFICER III	SR20	03	P	1.00	A	\$63,204	\$63,444	N	N	N	
LNR 405HA	5/16/2008	28534	CONSERVATION & RESOURCES ENFORCEMENT OFFICER III	SR20	03	P	1.00	B	\$37,968	\$41,040	N	N	N	
LNR 405HA	11/23/2010	30041	CONSERVATION & RESOURCES ENFORCEMENT ADMINISTRATOR	EM07	31	P	1.00	A	\$97,056	\$110,000	N	Y	N	
LNR 405HA	11/1/2012	33269	SECRETARY I	SR12	03	P	1.00	A	\$39,480	\$39,480	N	N	N	
LNR 405HA	11/1/2012	33291	CONSERVATION & RESOURCES ENFORCEMENT OFFICER III	SR20	03	P	1.00	A	\$48,048	\$48,048	N	N	N	
LNR 405HA	12/31/2008	33293	CONSERVATION & RESOURCES ENFORCEMENT OFFICER III	SR20	03	P	1.00	A	\$63,204	\$63,204	N	Y	N	
LNR 405HA	12/31/2011	33297	INVESTIGATOR IV	SR22	13	P	1.00	A	\$64,920	\$61,680	N	N	N	

Department of Land and Natural Resources
Positions Vacant as of November 30, 2012

Table 13

<u>Prog ID</u>	<u>Date of Vacancy</u>	<u>Position Number</u>	<u>Position Title</u>	<u>SR Level</u>	<u>BU Code</u>	<u>Perm Temp (P/T)</u>	<u>FTE</u>	<u>MOF</u>	<u>Budgeted Amount</u>	<u>Actual Salary Last Paid</u>	<u>Exempt (Y/N)</u>	<u>Authority to Hire (Y/N)</u>	<u>Occupied by 89 Day Hire (Y/N)</u>	<u># of 89 Hire Appts</u>
LNR 405HA	12/1/2008	34580	CONSERVATION & RESOURCES ENFORCEMENT OFFICER III	SR20	03	P	1.00	A	\$63,204	\$63,204	N	N	N	
LNR 405HA	2/11/2010	39177	CONSERVATION & RESOURCES ENFORCEMENT OFFICER III	SR20	03	P	1.00	A	\$49,932	\$49,932	N	N	N	
LNR 405HA	5/2/2011	48207	CONSERVATION & RESOURCES ENFORCEMENT OFFICER III	SR20	03	P	1.00	A	\$54,012	\$54,012	N	N	N	
LNR 405HA	2/16/2009	50969	CONSERVATION & RESOURCES ENFORCEMENT OFFICER III	SR20	03	P	1.00	B	\$44,412	\$44,412	N	N	N	
LNR 405HA	12/31/2009	52338	CONSERVATION & RESOURCES ENFORCEMENT OFFICER III	SR20	03	P	1.00	A	\$60,744	\$60,744	N	N	N	
LNR 405HA	4/1/2010	52339	CONSERVATION & RESOURCES ENFORCEMENT OFFICER III	SR20	03	P	1.00	A	\$48,048	\$48,048	N	N	N	
LNR 405HA	9/10/2012	52347	CONSERVATION & RESOURCES ENFORCEMENT OFFICER III	SR20	03	P	1.00	A	\$56,172	\$56,172	N	Y	N	
LNR 405HA	4/1/2011	52348	CONSERVATION & RESOURCES ENFORCEMENT OFFICER III	SR20	03	P	1.00	A	\$49,932	\$49,932	N	Y	N	
LNR 405HA	2/11/2010	52349	CONSERVATION & RESOURCES ENFORCEMENT OFFICER III	SR20	03	P	1.00	A	\$54,012	\$54,012	N	N	N	
LNR 405HA	12/31/2010	52372	CONSERVATION & RESOURCES ENFORCEMENT OFFICER IV	SR22	03	P	1.00	A	\$68,388	\$68,388	N	Y	N	
LNR 405HA	9/2/2011	118063	CONSERVATION & RESOURCES ENFORCEMENT OFFICER III	SR20	03	P	1.00	A	\$44,412	\$42,192	N	N	N	
LNR 405HA	12/17/2011	118083	CONSERVATION & RESOURCES ENFORCEMENT OFFICER III	SR20	03	P	1.00	A	\$44,412	\$42,192	N	N	N	
LNR 405HA	5/17/2012	118410	OFFICE ASSISTANT III	SR08	03	P	1.00	A	\$25,668	\$26,700	N	N	N	
LNR 405HA	11/1/2010	118729	CONSERVATION & RESOURCES ENFORCEMENT OFFICER III	SR20	03	P	1.00	A	\$39,480	\$42,684	N	N	N	
LNR 405HA	12/17/2011	118854	OFFICE ASSISTANT III	SR08	03	P	1.00	A	\$24,792	\$24,384	N	Y	N	

Department of Land and Natural Resources
Positions Vacant as of November 30, 2012

Table 13

Prog ID	Date of Vacancy	Position Number	Position Title	SR Level	BU Code	Perm Temp (P/T)	FTE	MOF	Budgeted Amount	Actual Salary Last Paid	Exempt (Y/N)	Authority to Hire (Y/N)	Occupied by 89 Day Hire (Y/N)	# of 89 Hire Appts
LNR 405HA	NEW	119073	CONSERVATION & RESOURCES ENFORCEMENT OFFICER III	SR20	03	P	1.00	A	\$36,267	\$0	N	N	N	
LNR 405HA	PENDING ESTABLISHMENT	99045C	CONSERVATION & RESOURCES ENFORCEMENT OFFICER IV	SR22	03	P	1.00	A	\$39,672	\$0	N	N	N	
LNR 407	10/1/2012	118290+	NATURAL AREA RESERVE SPECIALIST III	SR20	13	T	1.00	B	\$43,824	\$43,824	N	N	N	
LNR 407NA	11/1/2012	39937	OFFICE ASSISTANT III	SR08	03	P	1.00	A	\$26,700	\$26,700	N	Y	N	
LNR 407NA	6/23/2012	44990	NATURAL AREA RESERVE SPECIALIST V	SR24	13	P	1.00	A	\$51,312	\$51,312	N	N	N	
LNR 407NA	12/16/2010	45487	FORESTRY & WILDLIFE WORKER III	WS05	01	P	1.00	A	\$39,576	\$39,576	N	N	N	
LNR 407NA	8/31/2012	118265	ACCOUNTANT IV	SR22	13	P	1.00	B	\$45,576	\$45,576	N	Y	N	
LNR 407NA	1/31/2010	118330	PLANNER IV	SR22	13	P	1.00	B	\$60,024	\$60,024	N	Y	Y	
LNR 407NA	5/8/2012	118355	NATURAL AREA RESERVE SPECIALIST IV	SR22	13	P	1.00	B	\$45,576	\$36,960	N	N	N	
LNR 407NA	2/11/2008	118261+	BOTANIST IV	SR22	13	T	1.00	B	\$45,573	\$43,824	N	Y	N	
LNR 407NA	1/4/2010	118276+	FORESTRY & WILDLIFE TECHNICIAN IV	SR13	03	T	1.00	B	\$41,040	\$41,040	N	Y	N	
LNR 407NA	12/31/2009	118284+	NATURAL AREA RESERVE SPECIALIST IV	SR22	13	T	1.00	B	\$47,412	\$47,412	N	Y	N	
LNR 407NA	8/30/2008	118285+	NATURAL AREA RESERVE SPECIALIST IV	SR22	13	T	1.00	B	\$42,144	\$43,824	N	Y	N	
LNR 407NA	5/1/2009	118286+	NATURAL AREA RESERVE SPECIALIST IV	SR22	13	T	1.00	B	\$47,412	\$45,576	N	Y	N	1
LNR 407NA	7/20/2011	118291+	FORESTER III	SR20	13	T	1.00	B	\$38,988	\$40,020	N	Y	N	
LNR 801CH	8/17/2012	1102	GENERAL LABORER II	BC03	01	P	1.00	B	\$34,164	\$34,164	N	Y	Y	1
LNR 801CH	6/1/2012	15694	CLERICAL SUPERVISOR II	SR12	03	P	1.00	B	\$41,040	\$41,040	N	Y	Y	1
LNR 801CH	10/24/2011	26307	GENERAL LABORER II	BC03	01	P	1.00	B	\$34,164	\$34,164	N	Y	Y	2
LNR 801CH	7/1/2012	28792	OFFICE ASSISTANT III	SR08	03	P	1.00	B	\$35,064	\$35,064	N	Y	Y	1
LNR 801CH	5/1/2012	39234	HARBOR AGENT I	SR10	03	P	1.00	B	\$27,756	\$47,448	N	Y	N	
LNR 801CH	6/1/2011	46141	OFFICE ASSISTANT III	SR08	03	P	1.00	B	\$26,700	\$26,700	N	Y	Y	2
LNR 801CH	12/1/2009	46609	OFFICE ASSISTANT III	SR08	03	P	1.00	B	\$26,700	\$25,668	N	N	N	
LNR 801CH	10/1/2012	46760	RECREATIONAL HARBOR MANAGER I	SR24	23	P	1.00	B	\$51,312	\$51,312	N	N	N	
LNR 801CH	8/11/2012	48183	GENERAL LABORER II	BC03	01	P	1.00	B	\$34,164	\$34,164	N	Y	N	

Department of Land and Natural Resources
Positions Vacant as of November 30, 2012

Table 13

Prog ID	Date of Vacancy	Position Number	Position Title	SR Level	BU Code	Perm Temp (P/T)	FTE	MOF	Budgeted Amount	Actual Salary Last Paid	Exempt (Y/N)	Authority to Hire (Y/N)	Occupied by 89 Day Hire (Y/N)	# of 89 Hire Appts
LNR 801CH	7/1/2011	48186	ACCOUNT CLERK III	SR11	03	P	1.00	B	\$32,424	\$35,064	N	Y	Y	4
LNR 801CH	10/1/2012	48202	BUILDING MAINTENANCE WORKER I	BC11	01	P	1.00	B	\$44,544	\$44,544	N	N	N	
LNR 801CH	5/15/2012	117735	GENERAL PROFESSIONAL IV	SR22	13	P	1.00	B	\$41,064	\$45,576	N	Y	N	
LNR 801CH	5/1/2012	117747	GENERAL LABORER II	BC03	01	P	1.00	B	\$34,164	\$34,164	N	Y	Y	2
LNR 801CH	9/11/2009	118379	HARBOR AGENT II	SR12	03	P	1.00	B	\$31,212	\$31,212	N	Y	N	
LNR 801CH	9/10/2012	119087	ACCOUNT CLERK II	SR08	03	P	1.00	B	\$20,205	\$25,668	N	N	N	
LNR 801CH	PENDING ESTABLISHMENT	91207C	HARBOR AGENT II	SR12	03	P	1.00	B	\$30,036	\$0	N	N	N	
LNR 801CH	PENDING ESTABLISHMENT	91208C	ACCOUNT CLERK II	SR08	03	P	1.00	B	\$26,700	\$0	N	N	N	
LNR 801CH	PENDING ESTABLISHMENT	99046C	OFFICE ASSISTANT III	SR08	03	P	1.00	B	\$23,000	\$0	N	N	N	
LNR 801CH	PENDING ESTABLISHMENT	99055C	PLANNER IV	SR22	13	P	1.00	B	\$40,000	\$0	N	N	N	
LNR 802HP	1/21/2012	12975	HISTORICAL & CULTURAL PROGRAM MANAGER	SRNA	13	P	1.00	A	\$53,040	\$50,388	Y	Y	N	
LNR 802HP	8/2/2012	26603	OFFICE ASSISTANT IV	SR10	03	P	1.00	A	\$27,756	\$27,756	N	N	N	
LNR 802HP	8/1/2012	43185	OFFICE ASSISTANT IV	SR10	03	P	1.00	A	\$28,836	\$30,036	N	N	N	
LNR 802HP	1/25/2012	101037(E)	HISTORIC PRESERVATION ARCHAEOLOGIST IV	SRNA	13	P	1.00	A	\$45,576	\$48,744	Y	Y	N	
LNR 802HP	9/10/2012	102283(E)	HISTORIC PRESERVATION DATA MANAGEMENT SPECIALIST	SRNA	13	P	1.00	N	\$37,596	\$37,596	Y	Y	N	
LNR 802HP	8/13/2011	102394(E)	CULTURAL HISTORIAN	SRNA	13	P	1.00	A	\$41,942	\$41,628	Y	Y	N	
LNR 802HP	4/18/2008	103121(E)	HISTORIC SITES PRESERVATION SPECIALIST II	SRNA	13	T	1.00	B	\$62,424	\$62,424	Y	N	N	
LNR 802HP	4/23/2010	112243(E)	ARCHITECTURAL HISTORIAN	SRNA	13	T	1.00	B	\$60,024	\$60,024	Y	Y	N	
LNR 802HP	NEW	120752(E)	BURIAL SITES SPECIALIST	SRNA	13	P	1.00	A	\$53,000	\$0	Y	Y	N	
LNR 802HP	PENDING ESTABLISHMENT	91216C	BURIAL SITES SPECIALIST	SRNA	13	P	1.00	A	\$53,000	\$0	Y	N	N	
LNR 802HP	PENDING ESTABLISHMENT	91217C+	LIBRARIAN/ARCHIVIST	SRNA	13	T	1.00	N	\$60,000	\$0	Y	Y	N	
LNR 802HP	PENDING ESTABLISHMENT	91218C+	CERT LOCAL GOV GRANT SPCLT	SRNA	13	T	1.00	N	\$53,000	\$0	Y	N	N	
LNR 804DA	7/1/2012	4663	FORESTRY & WILDLIFE WORKER III	WS05	01	P	1.00	A	\$39,576	\$35,400	N	N	N	
LNR 804DA	1/21/2009	117719	FORESTRY & WILDLIFE WORKER II	BC05	01	P	1.00	B	\$33,228	\$32,868	N	Y	N	
LNR 804DA	12/31/2010	117828+	GENERAL LABORER I	BC02	01	T	0.50	W	\$16,614	\$33,228	N	N	N	

Department of Land and Natural Resources
Positions Vacant as of November 30, 2012

Table 13

Prog ID	Date of Vacancy	Position Number	Position Title	SR Level	BU Code	Perm Temp (P/T)	FTE	MOF	Budgeted Amount	Actual Salary Last Paid	Exempt (Y/N)	Authority to Hire (Y/N)	Occupied by 89 Day Hire (Y/N)	# of 89 Hire Appts
LNR 804DA	NEW	120729+	FORESTRY & WILDLIFE TECHNICIAN IV	SR13	03	T	1.00	N	\$29,650	\$0	N	Y	N	
LNR 804DA	NEW	120730+	FORESTRY & WILDLIFE TECHNICIAN IV	SR13	03	T	1.00	N	\$29,650	\$0	N	Y	N	1
LNR 804DA	NEW	120765+	WILDLIFE BIOLOGIST IV	SR22	13	T	1.00	N	\$43,297	\$0	N	Y	Y	
LNR 804DA	PENDING ESTABLISHMENT	91306C+	WILDLIFE BIOLOGIST IV	SR22	13	T	1.00	N	\$43,297	\$0	N	N	N	
LNR 804DA	PENDING ESTABLISHMENT	91309C+	FORESTRY & WILDLIFE TECHNICIAN IV	SR13	03	T	1.00	N	\$29,650	\$0	N	N	N	
LNR 804DA	PENDING ESTABLISHMENT	91310C+	FORESTRY & WILDLIFE TECHNICIAN IV	SR13	03	T	1.00	N	\$29,650	\$0	N	N	N	
LNR 804DA	PENDING ESTABLISHMENT	99056C	FORESTRY & WILDLIFE WORKER II	BC05	01	P	1.00	A	\$27,600	\$0	N	N	N	
LNR 805CB	2/12/2011	24057	AQUATIC BIOLOGIST IV	SR22	13	P	1.00	A	\$51,312	\$51,312	N	N	N	
LNR 806FA	2/1/2012	16036	GROUND MAINTENANCE SUPERVISOR II	F203	02	P	1.00	A	\$40,284	\$38,268	N	N	N	
LNR 806FA	10/25/2012	22336	PARK CARETAKER II	BC04	01	P	1.00	A	\$35,544	\$35,544	N	N	N	
LNR 806FA	9/1/2012	27052	PARK CARETAKER II	BC04	01	P	1.00	A	\$35,544	\$35,544	N	N	N	
LNR 806FA	6/18/2012	30001	PARK CARETAKER II	BC04	01	P	1.00	A	\$35,544	\$35,544	N	N	N	
LNR 806FA	3/16/2011	117774	GENERAL LABORER I	BC02	01	P	1.00	A	\$33,228	\$33,228	N	N	N	
LNR 806FI	11/1/2012	117618	GENERAL LABORER I	BC02	01	P	1.00	B	\$33,228	\$33,228	N	N	N	
LNR 806FI	7/2/2012	117620	GENERAL LABORER I	BC02	01	P	1.00	B	\$33,228	\$33,228	N	Y	N	
LNR 806FI	7/16/2012	117621	GENERAL LABORER I	BC02	01	P	1.00	B	\$33,228	\$33,228	N	Y	N	
LNR 806FI	5/30/2010	117750	EDUCATIONAL ASSISTANT II	SR08	03	P	1.00	B	\$28,836	\$28,836	N	N	N	
LNR 806FI	5/29/2010	118778	OFFICE ASSISTANT III	SR08	03	P	1.00	B	\$23,736	\$37,968	N	N	N	
LNR 806FI	RESTORED - WITH FUNDS**	118919	PROPERTY MANAGER IV	SR22	13	P	1.00	B	\$45,576	\$0	N	N	N	
LNR 806FI	RESTORED - WITH FUNDS**	118907+	PARK INTERPRETIVE TECHNICIAN	SR13	03	T	1.00	B	\$29,640	\$0	N	Y	N	
LNR 806FI	RESTORED - WITH FUNDS**	118916+	PARK INTERPRETIVE TECHNICIAN	SR13	03	T	1.00	B	\$29,640	\$0	N	Y	N	
LNR 806FI	PENDING ESTABLISHMENT	97032C	WATER SYSTEM OPERATOR	BC04	01	P	1.00	B	\$31,068	\$0	N	N	N	
LNR 806FI	PENDING ESTABLISHMENT	98070C	PARK MAINTENANCE SUPERVISOR II	F204	02	P	1.00	B	\$38,760	\$0	N	N	N	
LNR 806FI	PENDING ESTABLISHMENT	98075C+	PARKS INTERPRETIVE SPECIALIST	SR22	13	T	1.00	B	\$42,144	\$0	N	N	N	
LNR 806FI	PENDING ESTABLISHMENT	98076C+	PARKS INTERPRETIVE SPECIALIST	SR22	13	T	1.00	B	\$42,144	\$0	N	N	N	

Department of Land and Natural Resources
Positions Vacant as of November 30, 2012

Table 13

<u>Prog ID</u>	<u>Date of Vacancy</u>	<u>Position Number</u>	<u>Position Title</u>	<u>SR Level</u>	<u>BU Code</u>	<u>Perm Temp (P/T)</u>	<u>FTE</u>	<u>MOF</u>	<u>Budgeted Amount</u>	<u>Actual Salary Last Paid</u>	<u>Exempt (Y/N)</u>	<u>Authority to Hire (Y/N)</u>	<u>Occupied by 89 Day Hire (Y/N)</u>	<u># of 89 Hire Appts</u>
LNR 810GD	RESTORED - WITH FUNDS**	117655	INFORMATION TECHNOLOGY SPECIALIST III	SR20	13	P	1.00	B	\$40,020	\$0	N	N	N	
LNR 906AA	4/21/2012	33450	PERSONNEL CLERK IV	SR11	63	P	1.00	A	\$28,836	\$27,396	N	Y	N	
LNR 906AA	11/5/2012	116451	ACCOUNT CLERK IV	SR13	03	P	1.00	B	\$31,212	\$31,212	N	N	N	
LNR 906AA	NEW	120761	PERSONNEL MANAGEMENT SPECIALIST IV	SR22	73	P	1.00	B	\$43,296	\$0	N	Y	N	
LNR 906AA	PENDING ESTABLISHMENT	99077C	CONSERVATION & RESOURCES ENFORCEMENT OFFICER III (CRVS)	SR20	03	P	1.00	B	\$61,520	\$0	N	N	N	
LNR 906AA	PENDING ESTABLISHMENT	99079C	OFFICE ASSISTANT III (CRVS)	SR08	03	P	1.00	B	\$25,668	\$0	N	N	N	
*Position abolished by the previous Administration; Re-established per Act 164, SLH 2011.														
**Position abolished by the previous Administration; Re-established per Act 106, SLH 2012.														

Department of Land and Natural Resources
Overtime Expenditures

Table 14

Prog ID	Program Title	MOF	FY12 (actual)			FY13 (estimated)			FY14 (budgeted)		
			Base Salary \$\$\$\$	Overtime \$\$\$\$	Overtime Percent	Base Salary \$\$\$\$	Overtime \$\$\$\$	Overtime Percent	Base Salary \$\$\$\$	Overtime \$\$\$\$	Overtime Percent
LNR 101	Public Lands Management	B	\$ 2,348,687	\$ 18,419	0.8%	\$ 2,714,597	\$ 14,045	0.5%	\$ 2,765,803	\$ 20,000	0.7%
LNR 101		N	\$ -	\$ -	#DIV/0!	\$ -	\$ -	#DIV/0!	\$ -	\$ 64,158	#DIV/0!
LNR 111	Conveyances & Recording	B	\$ 1,833,659	\$ 56,463	3.1%	\$ 2,451,432	\$ 75,000	3.1%	\$ 2,451,432	\$ 75,000	3.1%
LNR 141	Water & Land Development	A	\$ 50,931	\$ -	0.0%	\$ 100,014	\$ 500	0.5%	\$ 100,014	\$ 1,000	1.0%
LNR 141		B	\$ -	\$ 408	#DIV/0!	\$ 222,708	\$ 500	0.2%	\$ 222,708	\$ 1,000	0.4%
LNR 141		W	\$ -	\$ -	#DIV/0!	\$ -	\$ -	#DIV/0!	\$ -	\$ -	#DIV/0!
LNR 153	Commercial Fisheries	A	\$ 259,156	\$ 6,638	2.6%	\$ 348,648	\$ 2,700	0.8%	\$ 348,648	\$ 2,765	0.8%
LNR 153		B	\$ 26,480	\$ -	0.0%	\$ 27,756	\$ -	0.0%	\$ 27,756	\$ -	0.0%
LNR 153		N	\$ 55,032	\$ -	0.0%	\$ 137,724	\$ -	0.0%	\$ -	\$ -	#DIV/0!
LNR 153		P							\$ 137,724	\$ -	0.0%
LNR 172	Forestry Resource Mgt & Dev.	A	\$ 555,334	\$ 1,135	0.2%	\$ 685,728	\$ 1,078	0.2%	\$ 685,728	\$ 10,000	1.5%
LNR 172		B	\$ 342,095	\$ 11,407	3.3%	\$ 468,714	\$ 10,837	2.3%	\$ 494,370	\$ 11,000	2.2%
LNR 172		N	\$ 64,412	\$ 273	0.4%	\$ 72,114	\$ 259	0.4%	\$ -	\$ -	#DIV/0!
LNR 172		P							\$ 97,770	\$ 500	0.5%
LNR 401	Aquatic Resources	A	\$ 1,155,953	\$ 9,026	0.8%	\$ 1,857,237	\$ 19,000	1.0%	\$ 1,857,237	\$ 19,895	1.1%
LNR 401		N	\$ 444,803	\$ 811	0.2%	\$ 595,492	\$ 1,500	0.3%	\$ 73,878	\$ 2,000	2.7%
LNR 401		P							\$ 521,614	\$ -	0.0%
LNR 402	Natice Resources & Fire Protection	A	\$ 2,102,347	\$ 56,626	2.7%	\$ 2,539,563	\$ 53,795	2.1%	\$ 2,577,138	\$ 67,000	2.6%
LNR 402		B	\$ 1,190	\$ 488	41.0%	\$ -	\$ -	#DIV/0!	\$ -	\$ -	#DIV/0!
LNR 402		N	\$ 226,057	\$ 11,742	5.2%	\$ 522,733	\$ 11,155	2.1%	\$ 242,373	\$ 15,000	6.2%
LNR 402		P							\$ 411,955	\$ -	0.0%
LNR 402		T	\$ -	\$ 54,014	#DIV/0!	\$ -	\$ 9,415	#DIV/0!	\$ -	\$ -	#DIV/0!
LNR 402		U	\$ -	\$ -	#DIV/0!	\$ 376,092	\$ -	0.0%	\$ 376,092		0.0%
LNR 404	Water Resources	A	\$ 677,927	\$ -	0.0%	\$ 1,212,702	\$ -	0.0%	\$ 1,212,702	\$ -	0.0%
LNR 404		B	\$ 199,952	\$ -	0.0%	\$ 206,256	\$ -	0.0%	\$ 206,256	\$ 4,000	1.9%
LNR 405	Conseravtion & Resources Enforc	A	\$ 4,342,308	\$ 51,953	1.2%	\$ 5,980,428	\$ 40,000	0.7%	\$ 5,980,428	\$ 60,000	1.0%
LNR 405		B	\$ 679,400	\$ 56,058	8.3%	\$ 838,164	\$ 50,000	6.0%	\$ 838,164	\$ 79,000	9.4%
LNR 405		N	\$ 88,597	\$ 111,280	125.6%	\$ 92,175		0.0%	\$ 92,175	\$ -	0.0%
LNR 405		W	\$ -	\$ -	#DIV/0!	\$ 53,352		0.0%	\$ 53,352	\$ -	0.0%
LNR 407	Natural Area Reserves & Watershed Management	A	\$ 695,947	\$ 738		\$ 829,152	\$ 701		\$ 829,152	\$ 1,000	
LNR 407					0.1%			0.1%			0.1%
LNR 407		B	\$ 813,917	\$ 7,489	0.9%	\$ 1,231,749	\$ 7,115	0.6%	\$ 1,748,871	\$ 10,000	0.6%
LNR 407		N	\$ 25,266	\$ -	0.0%	\$ 27,750	\$ -	0.0%	\$ 27,750	\$ -	0.0%
LNR 801	Ocean Based Recreation	B	\$ 3,119,368	\$ 165,210	5.3%	\$ 4,069,269	\$ 80,000	2.0%	\$ 4,084,275	\$ -	0.0%

Department of Land and Natural Resources
Overtime Expenditures

Table 14

Prog ID	Program Title	MOF	FY12 (actual)			FY13 (estimated)			FY14 (budgeted)		
			<u>Base Salary</u>	<u>Overtime</u>	<u>Overtime</u>	<u>Base Salary</u>	<u>Overtime</u>	<u>Overtime</u>	<u>Base Salary</u>	<u>Overtime</u>	<u>Overtime</u>
			<u>\$\$\$\$</u>	<u>\$\$\$\$</u>	<u>Percent</u>	<u>\$\$\$\$</u>	<u>\$\$\$\$</u>	<u>Percent</u>	<u>\$\$\$\$</u>	<u>\$\$\$\$</u>	<u>Percent</u>
LNR 801		N	\$ -	\$ -	#DIV/0!	\$ -	\$ -	#DIV/0!	\$ -	\$ -	#DIV/0!
LNR 802	Historic Preservation	A	\$ 469,406	\$ -	0.0%	\$ 1,017,294	\$ -	0.0%	\$ 1,159,742	\$ -	0.0%
LNR 802		B	\$ -	\$ -	#DIV/0!	\$ 122,448	\$ -	0.0%	\$ 122,448	\$ -	0.0%
LNR 802		N	\$ 203,814	\$ -	0.0%	\$ 413,564		0.0%	\$ 413,564	\$ -	0.0%
LNR 804	Forest and Outdoor Recreation	A	\$ 1,247,923	\$ 1,838	0.1%	\$ 1,450,506	\$ 1,746	0.1%	\$ 1,450,506	\$ 3,000	0.2%
LNR 804		B	\$ 230,810	\$ -	0.0%	\$ 290,532	\$ -	0.0%	\$ 290,532	\$ -	0.0%
LNR 804		N	\$ 176,591	\$ 27,477	15.6%	\$ 408,564	\$ 26,103	6.4%	\$ 507,846	\$ 30,000	5.9%
LNR 804		W	\$ 47,542	\$ 1,368	2.9%	\$ 66,456	\$ 1,300	2.0%	\$ 66,456	\$ 2,000	3.0%
LNR 805	Recreational Fisheries	A	\$ 332,958	\$ 6,295	1.9%	\$ 402,504	\$ 4,500	1.1%	\$ 402,504	\$ 4,623	1.1%
LNR 805		B	\$ 8,052	\$ 93	1.2%	\$ 8,439	\$ -	0.0%	\$ 8,439	\$ -	0.0%
LNR 805		N	\$ 24,154	\$ 278	1.2%	\$ 25,317	\$ -	0.0%	\$ 25,317	\$ -	0.0%
LNR 806	State Parks Admin & Operations	A	\$ 2,615,213	\$ 59,542	2.3%	\$ 3,048,624	\$ 68,467	2.2%	\$ 3,081,852	\$ 68,467	2.2%
LNR 806		B	\$ 1,001,187	\$ 13,517	1.4%	\$ 1,462,056	\$ 16,572	1.1%	\$ 1,479,828	\$ 16,572	1.1%
LNR 810	Prevention of Natural Disasters	B	\$ 337,595	\$ -	0.0%	\$ 455,460	\$ 500	0.1%	\$ 455,460	\$ 1,000	0.2%
LNR 810		N	\$ 29,782	\$ -	0.0%	\$ 31,212	\$ 500	1.6%	\$ -	\$ 1,000	#DIV/0!
		P							\$ 31,212	\$ -	0.0%
LNR 906	Natural Physical Environmt-Admin	A	\$ 1,523,854	\$ 10,007	0.7%	\$ 1,732,920	\$ 10,000	0.6%	\$ 1,732,920	\$ 1,664	0.1%
LNR 906		B	\$ 376,596	\$ 6,052	1.6%	\$ 817,412	\$ 14,000	1.7%	\$ 857,088	\$ 14,428	1.7%
	Total		\$ 28,734,295	\$ 746,645	2.6%	\$ 39,414,857	\$ 521,287	1.3%	\$ 40,551,079	\$ 586,072	1.4%

Department of Land and Natural Resources
Overpayments as of November 30, 2012

Table 15

Division	Name	Date of Over-payment	Gross Amount Overpaid	Amount Recovered	Balance	Category				Reason for Overpayment	Referred to Attorney General
						Employed Occurred > 2 Years	Employed Occurred < 2 Years	Not Employed Occurred > 2 Years	Not Employed Occurred < 2 Years		
DAR		7/1/01	3,030		3,030				3,030	Salary Withholding Not Processed in Time/Referred to Collection Agency	No
DOBOR		8/4/04	3,011		3,011				3,011	Resigned While On Leave/Referred to Collection Agency	No
DOBOR		8/12/11	4,573		4,573	4,573				Leave Without Pay Status ; Recovery Procedures Sent to the Division	No
DOBOR		12/6/11	675		675	675				Leave Without Pay Status - Retired ; Recovery Procedures Sent to the Division	No
DOBOR		2/19/10	612	180	432				432	Leave Without Pay Status/Recovery Procedures Sent o the Divison-QUIT	Yes
DOBOR		8/1/02	658		658				658	Leave Without Pay Status/Recovery Procedures Sent o the Divison	No
DOBOR		7/28/09	10,158	349	9,809				9,809	Leave Without Pay Status/Recovery Procedures Sent o the Divison-QUIT	Yes
DOBOR		9/1/95	2,467	28	2,439				2,439	Leave Without Pay Status	No

Department of Land and Natural Resources
Overpayments as of November 30, 2012

Table 15

Division	Name	Date of Over-payment	Gross Amount Overpaid	Amount Recovered	Balance	Employed Occurred > 2 Years	Employed Occurred < 2 Years	Not Employed Occurred > 2 Years	Not Employed Occurred < 2 Years	Reason for Overpayment	Referred to Attorney General
DOBOR	[REDACTED]	11/1/04	1,164		1,164				1,164	Leave Without Pay Status/Referred to Collection Agency	Yes
DOBOR	[REDACTED]	2/26/07	457		457				457	Leave Without Pay Status/Recovery Procedures Sent to the Division	No
BOC	[REDACTED]	1/16/08	1,325		1,325				1,325	Paid while on LWOP in 6/07/Terminated effective 7/23/08	No
DOFAW	[REDACTED]	1/1/95	706		706				706	Delay in Termination Paperwork/Referred to Collection Agency	No
DOFAW	[REDACTED]	9/1/00	2,415	869	1,546				1,546	Resigned/Collection Agency was unsuccessful to collect; Div to write-off	No
DOCARE	[REDACTED]	12/27/07	656	251	405				405	Worked 50% but paid 100%/Recovery Procedures Sent to the Division	No
DOCARE	[REDACTED]	11/3/10	841	650	191		191			Leave Without Pay Status/Salary deduction 11/4/11	No
HP	[REDACTED]	2/24/09	393	325	68		68			Leave Without Pay Status/Employee resigned/Rehired 3/19/2012/Salary Deduction	No
LAND	[REDACTED]	(2)g-99 Dec-0	1,423		1,423				1,423	Leave Without Pay Status/Referred to Collection Agency	No

Department of Land and Natural Resources
Overpayments as of November 30, 2012

Table 15

Division	Name	Date of Over-payment	Gross Amount Overpaid	Amount Recovered	Balance	Employed	Employed	Not	Not	Reason for Overpayment	Referred to
						Occurred > 2 Years	Occurred < 2 Years	Employed Occurred > 2 Years	Employed Occurred < 2 Years		Attorney General
PARKS	[REDACTED]	(2) 3/1/89	5,573		5,573				5,573	Insufficient Leave Credits & Workers Compensation	No
PARKS	[REDACTED]	10/1/00	1,424		1,424				1,424	Resigned While on Military Leave	No
PARKS	[REDACTED]	8/4/04	4,409		4,409				4,409	Insufficient Leave Credits/Recovery Procedures Sent to the Division; former employee passed away 9/16/2010	Yes, 7/26/12
PARKS	[REDACTED]	2/1/02	1,938	1,606	332				332	Insufficient Leave Credits/Recovery Procedures Sent to the Division; interaction with former employee required the presence of law enforcement	Yes, 7/27/12
PARKS	[REDACTED]	12/11/10	539		539	539				Leave Without Pay ; Recovery Procedures Sent to the Division	No
PARKS	[REDACTED]	8/1/92	2,660		2,660				2,660	Insufficient Leave Credits	No
PARKS	[REDACTED]	2/1/12	1,409	465	944	944				Elected 66-2/3% WC only ; Payroll deduction and applying leave credits	No
PARKS	[REDACTED]	1/1/85	1,771		1,771				1,771	Insufficient Leave Credits	No

Department of Land and Natural Resources
Overpayments as of November 30, 2012

Table 15

Division	Name	Date of Over-payment	Gross Amount Overpaid	Amount Recovered	Balance	Employed Occurred > 2 Years	Employed Occurred < 2 Years	Not Employed Occurred > 2 Years	Not Employed Occurred < 2 Years	Reason for Overpayment	Referred to Attorney General
PARKS	[REDACTED]	1/1/91	1,469		1,469				1,469	Insufficient Leave Credits/Recovery Procedures Sent to the Division	No
PARKS	[REDACTED]	12/1/92	5,573		5,573				5,573	Insufficient Leave Credits/Hearing requested/Transferred to Another Department ; 7/26/12 Personnel Office advised us that the former employee transferred to DHS on 8/7/93 and retired from the same dept on 2/1/12	No, Steensen is no longer a State Employee, retired from DHS on 2/1/2012
PARKS	[REDACTED]	2/1/92	823		823				823	Insufficient Leave Credits	No
			62,154	4,723	57,431	6,731	259	0	50,441		

Department of Land and Natural Resources
Active Contracts

Table 16

Prog ID	MOF	Frequency		Max Value	Outstanding Balance	Term of Contract			Organization	Category E/L/P/C/ G/S	Description	Explanation of How Contract is Monitored	POS Y/N
		Amount Paid	(M/A/O)			Date Executed	From	To					
Land Division:													
LNR101	B	22,960	M	24,023	1,063	6/30/2005	6/30/2005	5/2/2012	BUREAU VERITAS NORTH AMERICA,	S	PESTICIDE PLANT INTERM REMEDIATION	Engineering Division staff checks invoices to verify that work was performed satisfactorily	N
LNR101	B	717	M	10,000	9,283	9/29/2005	9/29/2005	3/29/2007	URS CORPORATION	S	ROCKSLIDE MITIGATION STUDY AT MAUNALAHA	Same as above	N
LNR101	B	20,425	M	150,000	129,575	2/25/2009	3/15/2009	3/31/2015	FUKUNAGA & ASSOCIATES, INC.	S	SWPP UPDATE	Same as above	N
LNR101	B	135,565	M	232,200	96,635	10/13/2009	11/5/2009	6/30/2014	EARTHWORKS PACIFIC, INC.	S	STREAM MOUTH MAINTENANCE, KAUAI	Engineering & Land Division staffs checks invoices to verify that work was performed satisfactorily	N
LNR101	B	0	M	17,800	17,800	10/13/2009	11/5/2009	6/30/2014	EARTHWORKS PACIFIC, INC.	S	STREAM MOUTH MAINTENANCE, KAUAI	Same as above	N
LNR101	B	0	O/ Quarterly	213,000	213,000	8/6/2012	9/4/2012	9/3/2014	ONYX OF ALEXANDRIA, INC.	S	CONSULTING SVCS TO DEVELOP APUBLIC LAND TRUST INFO SYS	Project team checks deliverables to ensure the work has been completed satisfactorily	N
Land Legacy Program:													
LNR101	B	0	A	35,000	35,000	7/27/2010	8/1/2010	7/31/2011	HAWAIIAN ISLANDS LAND TRUST	S	LAND ACQUISITION OF CONSERVATION EASEMENTS OVER ABOUT & ACRES PUNA DIST.	DOFAW contract administration staff verify invoices for payment; monitor progress as per contract agreement.	N
LNR101	B	0	A	255,592	255,592	7/27/2010	7/26/2010	7/25/2011	KONA HISTORICAL SOCIETY	S	LAND ACQUISITION OF CONSERVATION ABOUT 2.11 ACRES SOUTH KONA	DOFAW contract administration staff verify invoices for payment; monitor progress as per contract agreement.	N
LNR101	B	0	A	500,000	500,000	7/27/2010	8/1/2010	7/31/2011	HAWAIIAN ISLANDS LAND TRUST	S	LAND ACQUISITION OF CONSERVATION EASEMENT OVER ABOUT 107.73 ACRES AHUPUA	DOFAW contract administration staff verify invoices for payment; monitor progress as per contract agreement.	N
LNR101	B	0	O	1,650,000	1,650,000	12/9/2011	1/1/2012	5/30/2012	COUNTY OF HAWAII	S	LEGACY LAND CONSERVATION PROGRAM FOR LAND ACQUISITION OF 76.55 ACRES IN	DOFAW contract administration staff verify invoices for payment; monitor progress as per contract agreement.	N

Department of Land and Natural Resources
Active Contracts

Table 16

Prog ID	MOF	Amount Paid	(M/A/O)	Max Value	Outstanding Balance	Date Executed	From	To	Organization	Category E/L/P/C/G/S	Description	Explanation of How Contract is Monitored	POS Y/N
LNR101	B	0	A	1,500,000	1,500,000	2/24/2012	2/1/2012	1/31/2013	NORTH SHORE COMMUNITY LAND	S	LAND ACQUISITION OF A CONSERVATION EASEMENT IN KO'OLAULOA	DOFAW contract administration staff verify invoices for payment; monitor progress as per contract agreement.	N
LNR101	B	0	A	325,000	325,000	4/24/2012	4/13/2012	4/12/2013	LIVABLE HAWAII KAI HUI	S	LEGACY LAND CONSERVATION PROGRAM FOR LAND AQUISION	DOFAW contract administration staff verify invoices for payment; monitor progress as per contract agreement.	N
LNR101	B	0	A	650,000	650,000	10/22/2012	10/1/2012	09/31/2013	HAWAIIAN ISLANDS LAND TRUST	S	LAND ACQUISITION OF 9.08 ACRES IN KOOLAULOA, OAHU FOR THE PROTECTION	DOFAW contract administration staff verify invoices for payment; monitor progress as per contract agreement.	N
Engineering:													N
LNR141	B	0	O	150,000	150,000	6/6/2012	6/25/2012	6/24/2014	GEOHERMEX, INC.	S	TECHNICAL ASSISTANCE & ADVISORY SVCS TO MINERAL RESOURCES SECTION	Engineering Division verifies that work is completed satisfactorily	N
LNR141	B	0	O	200,000	200,000	11/27/2012	11/8/2012	11/7/2014	BROWN AND CALDWELL	S	UPDATE HI ADMINISTRATIVE RULES & TECHNICAL & ADVISORY SVCS RELATED TO GEOTHERMAL RESOURCES	Engineering Division verifies that work is completed satisfactorily	N
LNR810	B	3,033	O	9,900	6,868	9/5/2007	7/27/2007	7/31/2014	KLEINFELDER WEST, INC.	S	DAM SAFETY INVESTIGATIONS, MAUI COUNTY	Engineering Division verifies that work is completed satisfactorily	N
LNR810	B	300,000	O	310,000	10,000	6/2/2008	6/2/2008	6/30/2012	ISHIDA & YAMADA LLLP	S	DAM SAFETY ADMINISTRATIVE RULES OPT TO EXTEND 2-12MOS.	Engineering Division verifies that work is completed satisfactorily	N
LNR810	B	24,695		25,000	305	6/25/2008			ROBBINS & ASSOCIATES	S	TO PROVIDE LEGAL SERVICES FOR COMPLEX LITIGATION KALOKO DAM FAILURE	Contract executed and managed by the Dept of Attorney General	N
LNR810	B	0	O	75,000	75,000	8/20/2008	8/20/2008	8/19/2012	OCEANIT LABORATORIES, INC.	S	DAM SAFETY INVENTROY & DATABASE OPT TO EXTEND 2-12 MOS.	Engineering Division verifies that work is completed satisfactorily	N
LNR810	B	42,625	O	115,000	72,375	7/7/2010	7/1/2010	6/30/2013	GANNETT FLEMING, INC.	S	UPDATE & REVISE DAM SAFELY GUIDELINES OPT TO EXTEND 2-12MOS	Engineering Division verifies that work is completed satisfactorily	N

Department of Land and Natural Resources
Active Contracts

Table 16

Prog ID	MOF	Amount Paid	(M/A/O)	Max Value	Outstanding Balance	Date Executed	From	To	Organization	Category	Description	Explanation of How Contract is Monitored	POS
										E/L/P/C/G/S			Y/N
LNR810	B	29,087	O	50,000	20,913	7/8/2010	7/8/2010	6/30/2014	KLEINFELDER WEST, INC.	S	TECHNICAL REVIEW OF DAM SAFETY PERMITS. 2 OPT TO EXTEND 12MOS.	Engineering Division verifies that work is completed satisfactorily	N
LNR810	B	0	O	445	445	10/15/2010	10/15/2010	6/30/2013	OHATA CHUN YUEN LLP	S	AUDIT SERVICES FOR THE FISCAL YEARS ENDING JUNE 30, 2010-12	Fiscal Office monitors progress and verifies invoice for payment.	N
LNR810	B	27,276	O	30,000	2,724	9/23/2011	9/23/2011	9/23/2013	GANNETT FLEMING, INC.	S	DAM SAFETY OPERATIONS & MAINTENANCE MANUAL TEMPLATE	Engineering Division verifies that work is completed satisfactorily	N
LNR810	N	168,497	O	175,000	6,503	10/12/2011	11/15/2011	1/7/2013	ONYX OF ALEXANDRIA, INC.	S	PHASE II: HAWAII NFIP MOBILE INSPECTION DEVICE APPLICATION	Engineering Division verifies that work is completed satisfactorily	N
LNR810	N	72,851	O	320,000	247,149	1/23/2012	1/14/2012	12/31/2015	LYON ASSOCIATES, INC.	S	STATE GENERAL FLOOD CONTROL PLAN UPDATE, STATEWIDE	Engineering Division verifies that work is completed satisfactorily	N
LNR810	N	0	O	50,253	50,253	1/23/2012	9/24/2012	12/31/2015	LYON ASSOCIATES, INC.	S	STATE GENERAL FLOOD CONTROL PLAN UPDATE, STATEWIDE,	Engineering Division verifies that work is completed satisfactorily	N
LNR810	N	0	O	112,047	112,047	1/23/2012	9/24/2012	12/31/2015	LYON ASSOCIATES, INC.	S	STATE GENERAL FLOOD CONTROL PLAN UPDATE, STATEWIDE	Engineering Division verifies that work is completed satisfactorily	N
Aquatic Resources:													N
LNR153	N	329,461	M	330,000	539	7/1/2011	7/1/2011	6/30/2012	UNIVERSITY OF HAWAII	S	COLLABORATIVE ADMINISTRATION OF THE HAWAII FISH AGGREGATING DEVICE	Monthly invoicing; project leader monitors daily work/activities; yearly report; DAR Program Manager provides general oversight	N
LNR153	N	0	M	330,000	330,000	7/1/2012	7/1/2012	6/30/2013	UNIVERSITY OF HAWAII	S	COLLABORATIVE ADMINISTRATION OF THE HAWAII FISH AGGREGATING DEVICE	Monthly invoicing; project leader monitors daily work/activities; yearly report; DAR Program Manager provides general oversight	N
LNR153	B	82,245	M	86,250	4,005	7/1/2011	7/1/2011	6/30/2012	RESEARCH CORP. OF THE UH (RCUH)	S	HAWAII MARINE RECREATIONAL FISHING SURVEY	Monthly invoicing; project leader monitors daily work/activities; yearly report; DAR Program Manager provides general oversight	N

Department of Land and Natural Resources
Active Contracts

Table 16

Prog ID	MOF	Amount Paid	(M/A/O)	Max Value	Outstanding Balance	Date Executed	From	To	Organization	Category E/L/P/C/ G/S	Description	Explanation of How Contract is Monitored	POS Y/N
LNR153	B	0	M	86,250	86,250	7/1/2012	7/1/2012	6/30/2013	RCUH	S	HAWAII MARINE RECREATIONAL FISHING SURVEY	Monthly invoicing; project leader monitors daily work/activities; yearly report; DAR Program Manager provides general oversight	N
LNR153	B	0	M	48,000	48,000	7/1/2012	7/2/2012	7/1/2013	RCUH	S	HAWAII MARINE RECREATIONAL FISHING SURVEY	Monthly invoicing; project leader monitors daily work/activities; yearly report; DAR Program Manager provides general oversight	N
LNR401	N	115,119	M	188,793	73,674	7/1/2011	7/1/2011 (No Cost 7/1/2012	6/30/2012 Extension 6/30/13)	RCUH	S	AQUATIC INVASIVE SPECIES GOVERNOR'S APPROVAL.	Monthly invoicing; project leader monitors daily work/activities; yearly report; DAR Program Manager provides general oversight	N
LNR401	N	269,179	M	285,000	15,821	7/1/2011	7/1/2011	6/30/2012	RCUH	S	HAWAII MARINE RECREATIONAL FISHING SURVEY	Monthly invoicing; project leader monitors daily work/activities; yearly report; DAR Program Manager provides general oversight	N
LNR401	N	226,423	M	258,750	32,327	7/1/2011	7/1/2011	6/30/2012	RCUH	S	HAWAII MARINE RECREATIONAL FISHING SURVEY	Monthly invoicing; project leader monitors daily work/activities; yearly report; DAR Program Manager provides general oversight	N
LNR401	N	20,311	M	258,750	238,439	7/1/2012	7/1/2012	6/30/2013	RCUH	S	HAWAII MARINE RECREATIONAL FISHING SURVEY	Monthly invoicing; project leader monitors daily work/activities; yearly report; DAR Program Manager provides general oversight	N
LNR401	N	0	M	285,000	285,000	7/1/2012	7/1/2012	6/30/2013	RCUH	S	HAWAII MARINE RECREATIONAL FISHING SURVEY	Monthly invoicing; project leader monitors daily work/activities; yearly report; DAR Program Manager provides general oversight	N
LNR401	N	328,438	M	385,291	56,853	7/1/2011	7/1/2011	6/30/2012	UNIVERSITY OF HAWAII	S	EVALUATING THE EFFECTIVENESS OF RESTRICTED FISHING AREAS	Monthly invoicing; project leader monitors daily work/activities; yearly report; DAR Program Manager provides general oversight	N

Department of Land and Natural Resources
Active Contracts

Table 16

<u>Prog ID</u>	<u>MOF</u>	<u>Amount Paid</u>	<u>(M/A/O)</u>	<u>Max Value</u>	<u>Outstanding Balance</u>	<u>Date Executed</u>	<u>From</u>	<u>To</u>	<u>Organization</u>	<u>Category E/L/P/C/G/S</u>	<u>Description</u>	<u>Explanation of How Contract is Monitored</u>	<u>POS Y/N</u>
LNR401	N	33,255	M	390,000	356,745	7/1/2012	7/1/2012	7/1/2013	UNIVERSITY OF HAWAII	S	EVALUATING THE EFFECTIVENESS OF RESTRICTED FISHING AREAS	Monthly invoicing; project leader monitors daily work/activities; yearly report; DAR Program Manager provides general oversight	N
LNR401	N	255,726	M	311,000	55,274	7/1/2011	7/1/2011	6/30/2012	RCUH	S	INVESTIGATION OF ESTUARINE HABITATS	Monthly invoicing; project leader monitors daily work/activities; yearly report; DAR Program Manager provides general oversight	N
LNR401	N	75,921	M	83,000	7,079	7/1/2011	7/1/2011	6/30/2012	RCUH	S	INVESTIGATION OF ESTUARINE HABITATS	Monthly invoicing; project leader monitors daily work/activities; yearly report; DAR Program Manager provides general oversight	N
LNR401	N	48,317	M	60,060	11,743	7/1/2011	7/1/2011	6/30/2012	RCUH	S	INVESTIGATION OF ESTUARINE HABITATS	Monthly invoicing; project leader monitors daily work/activities; yearly report; DAR Program Manager provides general oversight	N
LNR401	N	29,197	M	370,000	340,803	7/1/2012	7/1/2012	6/30/2013	RCUH	S	INVESTIGATION OF ESTUARINE HABITATS	Monthly invoicing; project leader monitors daily work/activities; yearly report; DAR Program Manager provides general oversight	N
LNR401	N	6,592	M	88,000	81,408	7/1/2012	7/1/2012	6/30/2013	RCUH	S	INVESTIGATION OF ESTUARINE HABITATS	Monthly invoicing; project leader monitors daily work/activities; yearly report; DAR Program Manager provides general oversight	N
LNR401	N	4,809	M	62,000	57,191	7/1/2012	7/1/2012	6/30/2013	RCUH	S	INVESTIGATION OF ESTUARINE HABITATS	Monthly invoicing; project leader monitors daily work/activities; yearly report; DAR Program Manager provides general oversight	N
LNR401	T	0	M	25,000	25,000	10/10/2012	10/10/2012	10/14/2014	DOUGLAS ENGINEERING PACIFIC,	S	ANUENUE FISHERIES RESEARCH CENTER MAINT & ELECTRICAL UPGRADES,	Monitored by DLNR's Engineering Division	N

Department of Land and Natural Resources
Active Contracts

Table 16

Prog ID	MOF	Amount Paid	(M/A/O)	Max Value	Outstanding Balance	Date Executed	From	To	Organization	Category E/L/P/C/G/S	Description	Explanation of How Contract is Monitored	POS Y/N
LNR805	N	224,365	M	350,000	125,635	7/1/2010	7/1/2010	6/30/2011	RCUH	S	MAUI/OAHU MARINE RESOURCES ASSESSMENT.	Monthly invoicing; project leader monitors daily work/activities; yearly report; DAR Program Manager provides general oversight	N
LNR805	N	247,393	M	336,561	89,168	7/1/2011	7/1/2011	6/30/2012	RCUH	S	MAUI/OAHU MARINE RESOURCES ASSESSMENT.	Monthly invoicing; project leader monitors daily work/activities; yearly report; DAR Program Manager provides general oversight	N
LNR805	N	18,956	M	280,000	261,044	7/1/2012	7/1/2012	6/30/2013	RCUH	S	MAUI/OAHU MARINE RESOURCES ASSESSMENT.	Monthly invoicing; project leader monitors daily work/activities; yearly report; DAR Program Manager provides general oversight	N
LNR805	N	27,481	M	93,470	65,989	3/30/2012	3/20/2012	3/23/2013	PLANNING SOLUTIONS, INC.	S	KEAWAKAPU ARTIFICIAL REEF ENVIRONMENTAL ASSESSMENT	Weekly contacts by phone, email and monthly meeting; invoicing as major tasks are completed; DAR Project Leader & Program Manager provides oversight	N
Commission on Water Resource Management:													N
LNR404	A	23,080	O - Upon completion of proceeding	40,000	16,920	1/19/1996	2/6/1996	End of Na Wai Eha case	MCMANUS COURT REPORTERS	S	WAIHOLE DITCH COMBINED CONTESTED CASE HEARING (CCH-0A95-1)	Staff reviews transcript prior to approval of payment.	N
LNR404	A	68,666	O - Qrterly	103,000	34,334	7/1/2011	7/1/2011	6/30/2012	U.S. GEOLOGICAL SURVEY	S	JOINT FUNDING AGREEMENT W/US GEOLOGICAL SURVEY FOR A COOPERATIVE STUDY	Staff reviews U.S. Geological Survey preliminary data summary before approving payment	N
LNR404	A	65,000	O - Qrterly	100,000	35,000	7/1/2011	7/1/2011	6/30/2013	U.S. GEOLOGICAL SURVEY	S	JOINT FUNDING AGREEMENT WITH US GEOLOGICAL SURVEY FOR A COOPERATIVE STUDY	Staff reviews U.S. Geological Survey preliminary data summary before approving payment	N

Department of Land and Natural Resources
Active Contracts

Table 16

<u>Prog ID</u>	<u>MOF</u>	<u>Amount Paid</u>	<u>(M/A/O)</u>	<u>Max Value</u>	<u>Outstanding Balance</u>	<u>Date Executed</u>	<u>From</u>	<u>To</u>	<u>Organization</u>	<u>Category E/L/P/C/G/S</u>	<u>Description</u>	<u>Explanation of How Contract is Monitored</u>	<u>POS Y/N</u>
LNR404	A	10,000	O - Qrterly	30,000	20,000	5/1/2012	5/1/2012	6/30/2013	U.S. GEOLOGICAL SURVEY	S	JOINT FUNDING AGRMNT TO UPDATE ESTIMATED GROUNDWATER RECHARGE FOR CENTRAL AND WEST MAUI	Staff reviews U.S. Geological Survey preliminary data summary before approving payment	N
LNR404	A	69,000	O - Qrterly	95,000	26,000	5/1/2012	5/1/2012	9/30/2014	U.S. GEOLOGICAL SURVEY	S	JOINT FUNDING AGRMNT TO EVALUATE THE DEGREE OF CONNECTION BTWN THE HIGH-LEVEL & COASTAL GROUND WATER SYSTEMS	Staff reviews U.S. Geological Survey preliminary data summary before approving payment	N
LNR404	A	4,777	O - Upon completion (or %) of task /deliverable	49,966	45,189	6/7/2012	6/30/2012	6/30/2013	LIMTIACO CONSULTING GROUP,	S	JOINT FUNDING AGREEMENT FOR A COOPERATIVE STUDY TO ASSESS GROUNDWATER	Staff reviews work products and has periodic contract progress briefings with contractor	N
LNR404	A	18,255	O - Upon completion (or %) of task /deliverable	73,018	54,764	6/8/2012	5/24/2012	2/28/2013	BROWN AND CALDWELL	S	JOINT FUNDING AGREEMENT FOR A COOPERATIVE STUDY TO ASSESS GROUNDWATER	Staff reviews work products and has periodic contract progress briefings with contractor	N
LNR404	A	61,534	O - Quarterly	148,000	86,466	6/1/2012	6/1/2012	6/30/2013	U.S. GEOLOGICAL SURVEY	S	JOINT FUNDING AGREEMENT WITH US GEOLOGICAL SURVEY FOR A COOPERATIVE STUDY	Staff reviews U.S. Geological Survey preliminary data summary before approving payment	N
LNR404	A	0	O - Upon completion (or %) of task /deliverable	55,000	55,000	6/25/2012	7/1/2012	6/30/2013	UNIVERSITY OF HAWAII	S	UPDATE THE IRRIGATION WATER REQ ESTIMATION DECISION SUPPORT SYSTEM	Staff reviews work products and has periodic contract progress briefings with contractor	N

Department of Land and Natural Resources
Active Contracts

Table 16

Prog ID	MOF	Amount Paid	(M/A/O)	Max Value	Outstanding Balance	Date Executed	From	To	Organization	Category E/L/P/C/G/S	Description	Explanation of How Contract is Monitored	POS Y/N
LNR404	A	0	O - Quarterly	315,800	315,800	10/1/2012	10/1/2012	9/30/2013	U.S. GEOLOGICAL SURVEY	S	JOINT FUNDING AGREEMENT WITH U.S. GEOLOGICAL SURVEY FOR STATEWIDE	Staff reviews U.S. Geological Survey preliminary data summary before approving payment	N
LNR404	B	0	O - Quarterly	62,000	62,000	10/1/2012	10/1/2012	9/30/2013	U.S. GEOLOGICAL SURVEY	S	JOINT FUNDING AGREEMENT WITH U.S. GEOLOGICAL SURVEY FOR STATEWIDE	Staff reviews U.S. Geological Survey preliminary data summary before approving payment	N
Conservation and Resources Enforcement:													N
LNR405	A	66,000	O	90,000	24,000	1/23/2009	7/1/2008	6/30/2011	OCEANIT LABORATORIES, INC.	S	DOCARE MOBILE OFFICER INFORMATION SYSTEM - STAGE 1, MULTI-TERM	IT monitors status and progress of system development	N
LNR405	N	16,000	O	75,527	59,527	3/9/2011	2/25/2011	3/31/2014	TOWILL, R. M. CORPORATION	S	PUBLIC SHOOTING RANGE BOUNDARY & AERIAL SURVEYING STATEWIDE	Engineering does surveying for public shooting range and monitors payments when services are performed	N
LNR405	N	231,155	M	305,000	73,845	12/5/2011	11/21/2011	11/21/2013	PBR HAWAII & ASSOCIATES, INC.	S	MASTER PLAN/ENVIRONMENTAL ASSESSMENT FOR PUBLIC SHOOTING RANGE AT PUU	Engineering does assessment for public shooting range and coordinates payment when services are performed	N
Forestry and Wildlife:													N
LNR172	B	0	A	3,992	3,992	1/10/2003	1/2/2003	1/1/2004	LAUPAHOEHOE TRAIN MUSEUM	S	FOREST STEWARDSHIP PROJECT WITH LAUPAHOEHOE TRAIN MUSEUM	Division contract administration staff verify invoices for payment; monitor progress as per contract agreement.	N
LNR172	B	62,742	A	64,217	1,475	6/9/2005	6/1/2005	5/31/2006	NEAULANI INC.	S	FOREST STEWARDSHIP OF OLA HONUUA FOR FY 2005 TOTAL CONTRACT AMT FOR 10 YR	Division contract administration staff verify invoices for payment; monitor progress as per contract agreement.	N
LNR172	B	0	A	64,217	64,217	6/9/2005	6/3/2005	6/2/2006	NEAULANI INC.	S	FOREST STEWARDSHIP OF OLA HONUUA FOR FY 2005 TOTAL CONTRACT AMT FOR 10 YR	Division contract administration staff verify invoices for payment; monitor progress as per contract agreement.	N
LNR172	B	0	A	23,722	23,722	4/22/2008	4/15/2008	4/14/2009	KOKUA KALIHI VALLEY	S	KOKUA KALIHI VALLERY FOREST STEWARDSHIP PROJECT	Division contract administration staff verify invoices for payment; monitor progress as per contract agreement.	N
LNR172	B	30,705	A	31,540	835	11/25/2008	11/14/2008	11/13/2009	MAUI LAND & PINEAPPLE COMPANY,	S	HONOLUA WAO KELE FOREST STEWARDSHIP PROJECT; MULTI-TERM CONTRACT	Division contract administration staff verify invoices for payment; monitor progress as per contract agreement.	N

Department of Land and Natural Resources
Active Contracts

Table 16

Prog ID	MOF	Amount Paid	(M/A/O)	Max Value	Outstanding Balance	Date Executed	From	To	Organization	Category: E/L/P/C/G/S	Description	Explanation of How Contract is Monitored	POS Y/N
LNR172	B	20,642	A	35,690	15,048	11/25/2008	11/14/2008	11/13/2009	MAUI LAND & PINEAPPLE COMPANY,	S	HONOLUA WAO KELE FOREST STEWARDSHIP PROJECT; MULTI-TERM CONTRACT FOR	Division contract administration staff verify invoices for payment; monitor progress as per contract agreement.	N
LNR172	B	0	A	36,590	36,590	11/25/2008	11/23/2008	11/22/2009	MAUI LAND & PINEAPPLE COMPANY,	S	HONOLUA WAO KELE FOREST STEWARDSHIP PROJECT; MULTI-TERM CONTRACT FOR	Division contract administration staff verify invoices for payment; monitor progress as per contract agreement.	N
LNR172	B	0	A	37,490	37,490	11/25/2008	11/23/2008	11/22/2009	MAUI LAND & PINEAPPLE COMPANY,	S	HONOLUA WAO KELE FOREST STEWARDSHIP PROJECT; MULTI-TERM CONTRACT FOR	Division contract administration staff verify invoices for payment; monitor progress as per contract agreement.	N
LNR172	B	39,529	A	71,368	31,838	11/4/2009	11/1/2009	10/31/2010	OUTDOOR CIRCLE, THE	S	MANAGE THE NATURAL RESOURCES OF THE 275 ACRES OF THE WAIKOLOA DRY FOREST	Division contract administration staff verify invoices for payment; monitor progress as per contract agreement.	N
LNR172	B	0	A	47,700	47,700	11/4/2009	11/1/2009	10/31/2010	OUTDOOR CIRCLE, THE	S	MANAGE THE NATURAL RESOURCES OF THE 275 ACRES OF THE WAIKOLOA DRY FOREST	Division contract administration staff verify invoices for payment; monitor progress as per contract agreement.	N
LNR172	B	0	A	30,575	30,575	11/4/2009	11/1/2009	10/31/2010	OUTDOOR CIRCLE, THE	S	MANAGE THE NATURAL RESOURCES OF THE 275 ACRES OF THE WAIKOLOA DRY FOREST	Division contract administration staff verify invoices for payment; monitor progress as per contract agreement.	N
LNR172	N	49,247	A	149,695	100,448	7/18/2011	7/13/2011	7/12/2012	FRIENDS OF HAWAII'S URBAN	S	RESPONSIBLE FOR MANAGING & COORDINATION THE KAULUNANI URBAN & COMMUNITY	Division contract administration staff verify invoices for payment; monitor progress as per contract agreement.	N
LNR172	N	176,328	A	235,770	59,442	10/20/2011	10/1/2011	09/31/2012	KOHALA CENTER INC., THE	S	CONTROL & CONTAINMENT OF POISON DEVIL'S PEPPER IN THE KOHALA DISTRICT OF	Division contract administration staff verify invoices for payment; monitor progress as per contract agreement.	N
LNR172	N	0	A	10,000	10,000	2/15/2012	2/4/2012	2/3/2013	DUNBAR-CO, STEPHANIE FRASER	S	DEVELOPING A MANAGEMENT PLAN FOR ADDITIONAL LANDS IN THE EAST MOLOKAI	Division contract administration staff verify invoices for payment; monitor progress as per contract agreement.	N
LNR172	N	65,190	A	107,500	42,310	4/11/2012	4/8/2012	4/7/2013	PONO PACIFIC LAND MANAGEMENT,	S	FOREST RESTORATION AT KAPUALEI, MOLOKAI	Division contract administration staff verify invoices for payment; monitor progress as per contract agreement.	N

Department of Land and Natural Resources
Active Contracts

Table 16

Prog ID	MOF	Amount Paid	(M/A/O)	Max Value	Outstanding Balance	Date Executed	From	To	Organization	Category	Description	Explanation of How Contract is Monitored	POS Y/N
										E/L/P/C/G/S			
LNR172	N	0	O	60,000	60,000	5/10/2012	5/4/2012	5/3/2014	OHANASOFT LLC	S	TO DESIGN, CONSTRUCT, & IMPLEMENT AN ACCOUNTING & INVENTORY MANAGEMENT SYSTEM	Division contract administration staff verify invoices for payment; monitor progress as per contract agreement.	N
LNR172	B	10,800	A	45,800	35,000	5/23/2012	5/23/2012	5/22/2013	HUI KU MAOLI OLA LLC	S	FOREST STEWARDSHIP AGREEMENT TO IMPLEMENT APPROVED FOREST STEWARDSHIP	Division contract administration staff verify invoices for payment; monitor progress as per contract agreement.	N
LNR172	B	0	A	73,350	73,350	5/23/2012	5/23/2012	5/22/2013	HUI KU MAOLI OLA LLC	S	FOREST STEWARDSHIP AGREEMENT TO IMPLEMENT APPROVED FOREST STEWARDSHIP	Division contract administration staff verify invoices for payment; monitor progress as per contract agreement.	N
LNR172	B	0	O	153,705	153,705	6/7/2012	6/1/2012	5/31/2013	ISLAND EQUIPMENT, INC.	E	FURNISH & DELIVER A COMPACT EXCAVATOR TO DLNR RESOURCES DIV. OF FORESTRY	Equipment as delivered - staff monitor and record that goods are received as per contract conditions	N
LNR172	B	0	O	59,748	59,748	8/2/2012	8/1/2012	7/31/2013	INTER PACIFIC MOTORS, INC.	E	FURNISH & DELIVER 6 TRUCKS FORESTRY & WILDLIF	Equipment as delivered - staff monitor and record that goods are received as per contract conditions	N
LNR172	V	0	A	11,333	11,333	9/21/2012	9/5/2012	9/4/2013	CRAN, TYLER B.	S	INSTALL A FENCE TO EXCLUDE CATTLE FROM THE WAIANAE KAI FOREST RESERVE.	Division contract administration staff verify invoices for payment; monitor progress as per contract agreement.	N
LNR172	B	0	A	31,664	31,664	9/21/2012	9/5/2012	9/4/2013	CRAN, TYLER B.	S	INSTALL A FENCE TO EXCLUDE CATTLE FROM THE WAIANAE KAI FOREST RESERVE.	Division contract administration staff verify invoices for payment; monitor progress as per contract agreement.	N
LNR402	B	211,922	O	270,782	58,860	12/1/2004	12/1/2004	11/31/2006	RESEARCH CORPORATION OF THE	S	AQUATIC INVASIVE SPECIES GOVERNOR'S APPROVAL.	Division contract administration staff verify invoices for payment; monitor progress as per contract agreement.	N
LNR402	B	0	O	111,829	111,829	12/1/2004	12/1/2004	11/31/2006	RESEARCH CORPORATION OF THE	S	AQUATIC INVASIVE SPECIES GOVERNOR'S APPROVAL.	Division contract administration staff verify invoices for payment; monitor progress as per contract agreement.	N
LNR402	B	20,407	A	22,675	2,268	6/30/2005	7/1/2005	6/30/2006	LEILANI NURSERY, INC.	S	RESEARCH TO IMPROVE MANAGEMENT & CONTROL OF ALIEN INVASIVE SPECIES.	Division contract administration staff verify invoices for payment; monitor progress as per contract agreement.	N

Department of Land and Natural Resources
Active Contracts

Table 16

<u>Prog ID</u>	<u>MOF</u>	<u>Amount Paid</u>	<u>(M/A/O)</u>	<u>Max Value</u>	<u>Outstanding Balance</u>	<u>Date Executed</u>	<u>From</u>	<u>To</u>	<u>Organization</u>	<u>Category E/L/P/C/G/S</u>	<u>Description</u>	<u>Explanation of How Contract is Monitored</u>	<u>POS Y/N</u>
LNR402	A	37,240	A	37,400	160	9/27/2005	9/13/2005	9/12/2006	UNIVERSITY OF HAWAII AT HILO	S	DEVELOP & IMPLEMENT A SYSTEM FOR DETECTION & ASSESSMENT OF NEW &	Division contract administration staff verify invoices for payment; monitor progress as per contract agreement.	N
LNR402	N	152,276	A	160,425	8,149	1/9/2006	1/2/2006	1/1/2007	PONO PACIFIC LAND MANAGEMENT,	S	FY 2006 ENCUMBRANCE YCC PROGRAM MANAGEMENT 03AFHHI001.	Division contract administration staff verify invoices for payment; monitor progress as per contract agreement.	N
LNR402	B	110,222	O	120,516	10,294	6/27/2008	7/1/2008	06/31/2010	UNIVERSITY OF HAWAII	S	GREEN & HEALTHY HAWAII / ADVANCE PAYMENT = 60,258.00.	Division contract administration staff verify invoices for payment; monitor progress as per contract agreement.	N
LNR402	A	14,598	A	16,000	1,402	9/17/2008	9/8/2008	9/7/2008	UNIVERSITY OF HAWAII	S	DEVELOPING A DATABASE FOR THE HI PACIFIC WEED RISK ASSESSMENT SYSTEM	Division contract administration staff verify invoices for payment; monitor progress as per contract agreement.	N
LNR402	A	74,991	O	75,000	9	10/17/2008	7/1/2008	06/31/2010	UNIVERSITY OF HAWAII	S	OVERCOMING SITE LIMITATIONS IN THE CONTROL OF COQUI FROG POPULATIONS;	Division contract administration staff verify invoices for payment; monitor progress as per contract agreement.	N
LNR402	N	0	A	70,283	70,283	4/3/2009	4/1/2009	3/31/2010	AGLIAM, ALBERT H.	S	INSTALLATION OF UNGULATE-PROOF FENCING WITH KULA NATURAL AREA RESERVE,	Division contract administration staff verify invoices for payment; monitor progress as per contract agreement.	N
LNR402	B	41,250	A	82,500	41,250	4/16/2009	4/1/2009	3/31/2010	EASTERN MENNONITE UNIVERSITY	S	CHEMICAL ECOLOGY OF THE LITTLE FIRE ANT FOR DETECTION DELIMITATION &	Division contract administration staff verify invoices for payment; monitor progress as per contract agreement.	N
LNR402	A	46,610	A	60,000	13,390	6/23/2009	7/1/2009	6/30/2010	OCEANIT LABORATORIES, INC.	S	KAWAI NUI MARSH LEVEE PROJECT HAWAII JOB #DOOA067A/ W/ ONE(1) OPTION TO	Division contract administration staff verify invoices for payment; monitor progress as per contract agreement.	N
LNR402	B	19,598	A	27,620	8,022	9/3/2009	9/1/2009	8/31/2010	MALAMA KAHALAWAI, INC.	S	INVASIVE SPECIES MANAGEMENT USING PREVENTION & CONTROL TECHNOLOGIESIN	Division contract administration staff verify invoices for payment; monitor progress as per contract agreement.	N
LNR402	B	20,810	A	41,620	20,810	9/3/2009	8/29/2009	8/28/2010	TRI-ISLE RESOURCE CONSERVATION	S	APPLYING STATE OF ART REMOTE SENSING TECHNOLOGY TOINVASIVE SPECIES MANAG	Division contract administration staff verify invoices for payment; monitor progress as per contract agreement.	N

Department of Land and Natural Resources
Active Contracts

Table 16

Prog ID	MOF	Amount Paid	(M/A/O)	Max Value	Outstanding Balance	Date Executed	From	To	Organization	Category E/L/P/C/G/S	Description	Explanation of How Contract is Monitored	POS Y/N
LNR402	N	222,304	A	240,568	18,264	4/5/2010	5/1/2010	04/31/2011	HELBER, HASTERT & FEE,	S	KAWAI NUI MARSH RESTORATION CONCEPTUAL MASTER PLAN	Division contract administration staff verify invoices for payment; monitor progress as per contract agreement.	N
LNR402	A	21,143	A	26,000	4,857	4/5/2010	5/1/2010	04/31/2011	HELBER, HASTERT & FEE,	S	KAWAI NUI MARSH RESTORATION CONCEPTUAL MASTER PLAN	Division contract administration staff verify invoices for payment; monitor progress as per contract agreement.	N
LNR402	N	0	A	62,000	62,000	5/4/2011	6/1/2011	5/31/2012	OHU OHU KOOLAU, INC.	S	CONSTRUCT 100 ACRE FENCE ENCLOSE & REMOVE ALL FERAL UNGULATES FROM WITH	Division contract administration staff verify invoices for payment; monitor progress as per contract agreement.	N
LNR402	N	36,404	A	47,900	11,496	7/18/2011	8/1/2011	7/29/2012	GEOMETRICIAN ASSOCIATES, LLC	S	PROPOSAL FOR ENVIRONMENTAL ASSESSMENT FOR KAU CONSERVATION PROJECT IN TH	Division contract administration staff verify invoices for payment; monitor progress as per contract agreement.	N
LNR402	N	840,876	A	840,876	0	12/29/2011	1/2/2012	1/1/2013	SUNSHINE FENCING, LLC	S	INSTALLATION OF UNGULATE-PROOF FENCING ALONG PALILA CRITICAL HABITAT ON	Division contract administration staff verify invoices for payment; monitor progress as per contract agreement.	N
LNR402	N	168,175	A	840,876	672,701	12/29/2011	1/2/2012	1/1/2013	SUNSHINE FENCING, LLC	S	INSTALLATION OF UNGULATE-PROOF FENCING ALONG PALILA CRITICAL HABITAT ON	Division contract administration staff verify invoices for payment; monitor progress as per contract agreement.	N
LNR402	N	66,000	A	124,935	58,935	4/9/2012	5/1/2012	04/31/2013	WELLINGTON FENCING CO., LLC	S	TO INSTALL UNGULATE-PROOF PANEL FENCING WITHIN THE KUIA NATURAL AREA	Division contract administration staff verify invoices for payment; monitor progress as per contract agreement.	N
LNR402	B	66,000	A	112,565	46,565	4/9/2012	5/1/2012	04/31/2013	WELLINGTON FENCING CO., LLC	S	TO INSTALL UNGULATE-PROOF PANEL FENCING WITHIN THE KUIA NATURAL AREA	Division contract administration staff verify invoices for payment; monitor progress as per contract agreement.	N
LNR402	N	72,500	O	77,000	4,500	5/10/2012	5/4/2012	5/3/2014	OHANASOFT LLC	S	TO DESIGN, CONSTRUCT, & IMPLEMENT AN ACCOUNTING & INVENTORY MANAGEMNT SYS	Division contract administration staff verify invoices for payment; monitor progress as per contract agreement.	N

Department of Land and Natural Resources
Active Contracts

Table 16

Prog ID	MOF	Amount Paid	(M/A/O)	Max Value	Outstanding Balance	Date Executed	From	To	Organization	Category E/L/P/J/C/G/S	Description	Explanation of How Contract is Monitored	POS Y/N
LNR402	N	0	O	77,000	77,000	5/10/2012	5/4/2012	5/3/2014	OHANASOFT LLC	S	TO DESIGN, CONSTRUCT, & IMPLEMENT AN ACCOUNTING & INVENTORY MANAGEMNT SYS	Division contract administration staff verify invoices for payment; monitor progress as per contract agreement.	N
LNR402	N	0	O	16,893	16,893	8/28/2012	9/1/2012	1/31/2013	VALLEY ISLE MOTORS, LTD.	E	TO FURNISH & DELIVER A TOTAL OF FOUR (4) 4X4 TRUCKS TO THE DIV OF	Equipment as delivered - staff monitor and record that goods are received as per contract conditions	N
LNR402	N	0	A	475,000	475,000	9/17/2012	9/1/2012	8/31/2013	ZOOLOGICAL SOCIETY OF	S	PROVIDE SERVICES TO OPERATE THE MAUI BIRD CONSERVATION CENTER CAPTIVE	Division contract administration staff verify invoices for payment; monitor progress as per contract agreement.	N
LNR402	N	0	O	5,000	5,000	9/18/2012	9/1/2012	1/31/2013	CUTTER FORD, INC.	E	FURNISH & DELIVER 1 PICKUP TRUCK TO OAHU-DODFAW & 4 VEHICLES TO	Equipment as delivered - staff monitor and record that goods are received as per contract conditions	N
LNR402	N	0	O	5,000	5,000	9/18/2012	9/1/2012	1/31/2013	CUTTER FORD, INC.	E	FURNISH & DELIVER 1 PICKUP TRUCK TO OAHU-DODFAW & 4 VEHICLES TO	Equipment as delivered - staff monitor and record that goods are received as per contract conditions	N
LNR402	N	0	O	5,000	5,000	9/18/2012	9/1/2012	1/31/2013	CUTTER FORD, INC.	E	FURNISH & DELIVER 1 PICKUP TRUCK TO OAHU-DODFAW & 4 VEHICLES TO	Equipment as delivered - staff monitor and record that goods are received as per contract conditions	N
LNR402	N	0	O	5,000	5,000	9/18/2012	9/1/2012	1/31/2013	CUTTER FORD, INC.	E	FURNISH & DELIVER 1 PICKUP TRUCK TO OAHU-DODFAW & 4 VEHICLES TO	Equipment as delivered - staff monitor and record that goods are received as per contract conditions	N
LNR402	N	0	O	5,000	5,000	9/18/2012	9/1/2012	1/31/2013	CUTTER FORD, INC.	E	FURNISH & DELIVER 1 PICKUP TRUCK TO OAHU-DODFAW & 4 VEHICLES TO	Equipment as delivered - staff monitor and record that goods are received as per contract conditions	N
LNR402	N	0	O	5,000	5,000	9/18/2012	9/1/2012	1/31/2013	CUTTER FORD, INC.	E	FURNISH & DELIVER 1 PICKUP TRUCK TO OAHU-DODFAW & 4 VEHICLES TO	Equipment as delivered - staff monitor and record that goods are received as per contract conditions	N
LNR407	B	175,577	A	190,102	14,525	5/30/2000	6/1/2000	5/31/2001	MAUI LAND & PINEAPPLE COMPANY,	S	PUU KUKUI WATERSHED MANAGEMENT AREA NATURAL AREA PARTNERSHIP. 6 YEAR	Division contract administration staff verify invoices for payment; monitor progress as per contract agreement.	N
LNR407	B	15,399	A	16,667	1,268	10/11/2004	10/1/2004	09/31/2005	NATURE CONSERVANCY, THE	S	THE NATURAL AREA PARTNERSHIP AT KANEPUU PRESERVE ON LANAI	Division contract administration staff verify invoices for payment; monitor progress as per contract agreement.	N

Department of Land and Natural Resources
Active Contracts

Table 16

<u>Prog ID</u>	<u>MOF</u>	<u>Amount Paid</u>	<u>(M/A/O)</u>	<u>Max Value</u>	<u>Outstanding Balance</u>	<u>Date Executed</u>	<u>From</u>	<u>To</u>	<u>Organization</u>	<u>Category E/L/P/C/G/S</u>	<u>Description</u>	<u>Explanation of How Contract is Monitored</u>	<u>POS Y/N</u>
LNR407	B	179,379	A	304,164	124,785	4/6/2006	5/1/2006	04/31/2007	MAUI LAND & PINEAPPLE COMPANY,	S	FY ENCUMBRANCE FOR PUU KUKUI NATURAL AREA RESERVE MANAGEMENT 6YRS CONTRACT	Division contract administration staff verify invoices for payment; monitor progress as per contract agreement.	N
LNR407	B	187,674	A	207,590	19,916	6/8/2007	7/1/2007	6/30/2008	NATURE CONSERVANCY, THE	S	FY 2007 ENCUMBRANCE FOR NATURAL AREA PARTNERSHIP PROGRAM AT KAMAKOU	Division contract administration staff verify invoices for payment; monitor progress as per contract agreement.	N
LNR407	B	53,875	A	58,835	4,960	6/8/2007	7/1/2007	6/30/2008	NATURE CONSERVANCY, THE	S	FY 2007 ENCUMBRANCE FOR NATURAL AREA PARTNERSHIP PROGRAM AT MOOMOMI	Division contract administration staff verify invoices for payment; monitor progress as per contract agreement.	N
LNR407	N	601,788	A	613,192	11,404	3/5/2008	4/1/2008	3/31/2009	KUPU	S	COORDINATION SVCS FOR THE YOUTH CONSERVATION CORPS(YCC)PROGRAM	Division contract administration staff verify invoices for payment; monitor progress as per contract agreement.	N
LNR407	B	76,851	A	142,000	65,149	4/3/2009	5/1/2009	04/31/2010	AGLIAM, ALBERT H.	S	INSTALLATION OF UNGULATE-PROOF FENCING WITH KULA NATURAL AREA RESERVE,	Division contract administration staff verify invoices for payment; monitor progress as per contract agreement.	N
LNR407	B	221,171	A	249,171	28,000	5/28/2009	5/1/2009	04/31/2010	PACIFIC CONSULTING SERVICES,	S	PREPARE AN ARCHAEOLOGICAL INVENTORY SURVEY REPORT & CULTURAL RESOURCES	Division contract administration staff verify invoices for payment; monitor progress as per contract agreement.	N
LNR407	V	760,390	A	863,451	103,061	9/21/2009	10/1/2009	09/31/2010	KUPU	S	COORDINATION SVCS FOR THE STATE OF HAWAII RECOVERY YOUTH CONSERVATION	Division contract administration staff verify invoices for payment; monitor progress as per contract agreement.	N
LNR407	B	73,717	A	112,891	39,174	10/1/2009	10/1/2009	09/31/2010	NATURE CONSERVANCY, THE	S	THE NATURAL AREA PARTNERSHIP @PELEKUNU PRESERVE 09/01/09 TO 06/30/10	Division contract administration staff verify invoices for payment; monitor progress as per contract agreement.	N
LNR407	B	0	A	115,553	115,553	10/1/2009	10/1/2009	09/31/2010	NATURE CONSERVANCY, THE	S	THE NATURAL AREA PARTNERSHIP @PELEKUNU PRESERVE 09/01/09 TO 06/30/10	Division contract administration staff verify invoices for payment; monitor progress as per contract agreement.	N

Department of Land and Natural Resources
Active Contracts

Table 16

<u>Prog ID</u>	<u>MOF</u>	<u>Amount Paid</u>	<u>(M/A/O)</u>	<u>Max Value</u>	<u>Outstanding Balance</u>	<u>Date Executed</u>	<u>From</u>	<u>To</u>	<u>Organization</u>	<u>Category E/L/P/C/G/S</u>	<u>Description</u>	<u>Explanation of How Contract is Monitored</u>	<u>POS Y/N</u>
LNR407	B	36,000	A	132,152	96,152	11/10/2009	10/1/2009	09/31/2010	NATURE CONSERVANCY, THE	S	FY2010 ENCUMBRANCE FOR THE NATURAL AREA PARTNERSHIP AT KUPUNAKEA PRESERV	Division contract administration staff verify invoices for payment; monitor progress as per contract agreement.	N
LNR407	B	15,615	A	17,350	1,735	4/9/2010	4/5/2010	4/3/2011	TRI-ISLE RESOURCE CONSERVATION	S	LANAI FENCE MAINTENANCE & UNGULATE REMOVAL / AWARDED W/ LANAI INSTITUTE	Division contract administration staff verify invoices for payment; monitor progress as per contract agreement.	N
LNR407	B	94,356	A	100,000	5,644	4/27/2010	4/15/2010	4/14/2011	TRI-ISLE RESOURCE CONSERVATION	S	PROTECTION & RESTORATION OF WATERSHED FORESTS ON SOUTHERN HALEAKALA RFP	Division contract administration staff verify invoices for payment; monitor progress as per contract agreement.	N
LNR407	B	26,441	A	32,650	6,209	6/14/2010	7/1/2010	6/30/2011	LANA'I INSTITUTE FOR THE	S	LANAI FENCE MAINTENANCE & UNGULATE REMOVAL RFP-WPPG-10(8/3/09)	Division contract administration staff verify invoices for payment; monitor progress as per contract agreement.	N
LNR407	B	259	O	4,728	4,469	10/15/2010	10/15/2010	6/30/2013	OHATA CHUN YUEN LLP	S	AUDIT SERVICES FOR THE FISCAL YEAR ENDING JUNE 30, 2010	Fiscal Office monitors progress and verifies invoice for payment.	N
LNR407	B	12,500	A	20,459	7,959	10/18/2010	10/1/2010	09/31/2011	NATURE CONSERVANCY, THE	S	CONSERVATION MANAGEMENT OF KANEPUU PRESERVE ON THE ISLAND OF KAUAI MULTI TERM	Division contract administration staff verify invoices for payment; monitor progress as per contract agreement.	N
LNR407	B	47,915	A	60,000	12,085	1/5/2011	8/1/2012	7/30/2013	TRI-ISLE RESOURCE CONSERVATION	S	LANAI WATERSHED PLANNING/MAY BE EXTENDED FOR NOT MORE THAN 1-24 MO PERIOD	Division contract administration staff verify invoices for payment; monitor progress as per contract agreement.	N
LNR407	B	94,197	A	115,200	21,003	3/22/2011	3/1/2011	2/29/2012	KOHALA CENTER INC., THE	S	IMPLEMENTATION OF KOHALA WATERSHED PARTNERSHIP MANAGEMENT PLAN	Division contract administration staff verify invoices for payment; monitor progress as per contract agreement.	N
LNR407	B	131,965	A	161,171	29,206	3/24/2011	3/12/2011	3/11/2012	NATURE CONSERVANCY, THE	S	KAUAI WATERSHED MANAGEMENT PLAN IMPLRMENTATION FY 11-12	Division contract administration staff verify invoices for payment; monitor progress as per contract agreement.	N

Department of Land and Natural Resources
Active Contracts

Table 16

Prog ID	MOF	Amount Paid	(M/A/O)	Max Value	Outstanding Balance	Date Executed	From	To	Organization	Category: E/L/P/C/G/S	Description	Explanation of How Contract is Monitored	POS Y/N
LNR407	B	80,829	A	242,487	161,658	7/26/2011	8/1/2011	7/31/2012	MAUI LAND & PINEAPPLE COMPANY,	S	FY2012 ENCUMBRANCE MULTI-TERM CONSERVATION MGMT PLAN OF PUU KUKUI	Division contract administration staff verify invoices for payment; monitor progress as per contract agreement.	N
LNR407	B	240,000	A	250,000	10,000	10/13/2011	10/1/2011	9/29/2012	KUPU	S	COORDINATING & MANAGING A YEAR-LONG INTERNSHIP PROGRAM	Division contract administration staff verify invoices for payment; monitor progress as per contract agreement.	N
LNR407	B	61,577	A	85,000	23,423	1/24/2012	1/2/2012	1/1/2013	KOHALA CENTER INC., THE	S	IMPLEMENTATION OF KOHALA WATERSHED PARTNERSHIP MANAGEMENT PLAN 2012	Division contract administration staff verify invoices for payment; monitor progress as per contract agreement.	N
LNR407	B	0	A	165,000	165,000	1/25/2012	8/1/2012	7/30/2013	TRI-ISLE RESOURCE CONSERVATION	S	WATERSHED FOREST RESTORATION ON SOUTHERN HALEAKALA	Division contract administration staff verify invoices for payment; monitor progress as per contract agreement.	N
LNR407	B	10,665	A	130,000	119,335	1/25/2012	8/1/2012	7/30/2013	TRI-ISLE RESOURCE CONSERVATION	S	UNGULATE & INVASIVE SPECIES CONTROL IN PRIORITY AREAS OF EAST MAUI	Division contract administration staff verify invoices for payment; monitor progress as per contract agreement.	N
LNR407	B	0	A	179,999	179,999	1/25/2012	1/13/2012	1/12/2013	NATURE CONSERVANCY, THE	S	KAUAI WATERSHED MANAGEMENT PLAN IMPLEMENTATION FY 12-13	Division contract administration staff verify invoices for payment; monitor progress as per contract agreement.	N
LNR407	B	17,344	A	29,700	12,356	1/25/2012	1/13/2012	1/12/2013	NATURE CONSERVANCY, THE	S	EAST MOLOKAI WILDLAND FIRE SUPPRESSION	Division contract administration staff verify invoices for payment; monitor progress as per contract agreement.	N
LNR407	B	0	A	165,000	165,000	2/8/2012	2/1/2012	1/31/2013	HAWAIIAN SILVERSWORD	S	THREE MOUNTAIN ALLIANCE PLANNING & MANAGEMENT HSF OPT TO EXTEND 1-24MOS.	Division contract administration staff verify invoices for payment; monitor progress as per contract agreement.	N
LNR407	B	22,153	A	201,300	179,147	2/13/2012	2/1/2012	1/31/2013	MALAMA KAHALAWAI, INC.	S	STEWARDSHIP OF THE WEST MAUI WATERSHED	Division contract administration staff verify invoices for payment; monitor progress as per contract agreement.	N

Department of Land and Natural Resources
Active Contracts

Table 16

Prog ID	MOF	Amount Paid	(M/A/O)	Max Value	Outstanding Balance	Date Executed	From	To	Organization	Category E/L/P/C/G/S	Description	Explanation of How Contract is Monitored	POS Y/N
LNR407	B	8,000	A	10,000	2,000	2/15/2012	2/8/2012	2/7/2013	DUNBAR-CO, STEPHANIE FRASER	S	DEVELOPING A MANAGEMENT PLAN FOR ADDITIONAL LANDS IN THE EAST MOLOKAI	Division contract administration staff verify invoices for payment; monitor progress as per contract agreement.	N
LNR407	B	12,526	A	21,500	8,974	3/1/2012	3/1/2012	02/29/13	NATURAL RESOURCE DATA	S	MONITORING SUPPORT STATEWIDE	Division contract administration staff verify invoices for payment; monitor progress as per contract agreement.	N
LNR407	B	49,150	A	65,820	16,670	4/11/2012	4/1/2012	3/31/2013	PONO PACIFIC LAND MANAGEMENT,	S	FOREST RESTORATION AT KAPUALEI, MOLOKAI	Division contract administration staff verify invoices for payment; monitor progress as per contract agreement.	N
LNR407	N	0	O	30,000	30,000	5/10/2012	5/4/2012	5/3/2014	OHANASOFT LLC	S	TO DESIGN,CONSTRUCT,& IMPLEMENT AN ACCOUNTING & INVENTORY MANAGEMNT SYS	Division contract administration staff verify invoices for payment; monitor progress as per contract agreement.	N
LNR407	B	0	A	10,000	10,000	6/6/2012	6/1/2012	5/29/2013	OHU OHU KOOLAU, INC.	S	SUPPLIES FOR WEED CONTROL FOR THE KOOLAU MOUNTAINS WATERSHED PARTNER-	Division contract administration staff verify invoices for payment; monitor progress as per contract agreement.	N
LNR407	B	0	O	220,000	220,000	8/2/2012	8/1/2012	7/29/2013	INTER PACIFIC MOTORS, INC.	E	FURNISH & DELIVER 6 TRUCKS FORESTRY & WILDLIF	Equipment as delivered - staff monitor and record that goods are received as per contract conditions	N
LNR407	B	0	A	123,784	123,784	8/14/2012	8/2/2012	8/1/2013	NATURE CONSERVANCY, THE	S	FY2013 ENCUMBRANCE FOR THE NATURAL AREA PARTNERSHIP AT KA'U PRESERVE	Division contract administration staff verify invoices for payment; monitor progress as per contract agreement.	N
LNR407	B	0	A	48,119	48,119	8/14/2012	8/1/2012	7/29/2013	NATURE CONSERVANCY, THE	S	FY2013 ENCUMBRANCE FOR THE NATURAL AREA PARTNERSHIP AT MO'OMOMI PRESERVE	Division contract administration staff verify invoices for payment; monitor progress as per contract agreement.	N
LNR407	B	0	A	221,053	221,053	8/14/2012	8/1/2012	7/29/2013	NATURE CONSERVANCY, THE	S	FY2013 ENCUMBRANCE FOR THE NATURAL AREA PARTNERSHIP AT KAMAKOU PRESERVE	Division contract administration staff verify invoices for payment; monitor progress as per contract agreement.	N
LNR407	B	0	A	200,200	200,200	8/14/2012	8/1/2012	7/29/2013	NATURE CONSERVANCY, THE	S	FY2013 ENCUMBRANCE FOR THE NATURAL AREA PARTNERSHIP AT WAIKAMOI	Division contract administration staff verify invoices for payment; monitor progress as per contract agreement.	N

Department of Land and Natural Resources
Active Contracts

Table 16

Prog ID	MOF	Amount Paid	(M/A/O)	Max Value	Outstanding Balance	Date Executed	From	To	Organization	Category E/L/P/C/G/S	Description	Explanation of How Contract is Monitored	POS Y/N
LNR407	B	0	O	97,855	97,855	8/28/2012	9/1/2012	1/31/2013	VALLEY ISLE MOTORS, LTD.	E	TO FURNISH & DELIVER A TOTAL OF FOUR (4) 4X4 TRUCKS	Equipment as delivered - staff monitor and record that goods are received as per contract conditions	N
LNR407	B	0	O	83,182	83,182	9/18/2012	9/1/2012	1/31/2013	CUTTER FORD, INC.	E	FURNISH & DELIVER 1 PICKUP TRUCK TO OAHU & 4 VEHICLES TO KAUAI	Equipment as delivered - staff monitor and record that goods are received as per contract conditions	N
LNR407	B	0	A	299,997	299,997	11/1/2012	10/31/2012	10/29/2013	NATURE CONSERVANCY, THE	S	KAUAI WATERSHED ALLIANCE- IMPLEMENTATION OF WATERSHED PARTNERSHIP	Division contract administration staff verify invoices for payment; monitor progress as per contract agreement.	N
LNR407	B	0	A	100,000	100,000	11/23/2012	11/14/2012	11/13/2013	HAWAIIAN SILVERSWORD	S	THREE MOUNTAIN ALLIANCE FENCING WP13- CONSTRUCTION & MAINTENANCE OF	Division contract administration staff verify invoices for payment; monitor progress as per contract agreement.	N
LNR407	B	0	A	115,000	115,000	11/23/2012	11/14/2012	11/13/2013	KOHALA CENTER, THE	S	IMPLEMENTATION OF WATERSHED PARTNERSHIP MANAGEMENT PLANS.	Division contract administration staff verify invoices for payment; monitor progress as per contract agreement.	N
LNR407	B	0	A	330,000	330,000	11/23/2012	11/14/2012	11/13/2013	MALAMA KAHALAWAI, INC.	S	IMPLEMENTATION OF WATERSHED PARTNERSHIP MANAGEMENT PLANS	Division contract administration staff verify invoices for payment; monitor progress as per contract agreement.	N
LNR407	B	0	A	198,000	198,000	11/23/2012	8/1/2012	7/30/2013	TRI-ISLE RESOURCE CONSERVATION	S	IMPLEMENTATION OF WATERSHED PARTNERSHIP MANAGEMENT PLANS	Division contract administration staff verify invoices for payment; monitor progress as per contract agreement.	N
Boating and Ocean Recreation:													
LNR801	B	0	O	91,623	91,623	1/12/1996	1/1/2013	3/31/2013	WILLIAMS, DON	L	LEASE RENT AGGREMNE, LAND AT MAALAEA	Invoice	N
LNR801	B	6,967	O	25,000	18,033	10/9/1996	Contract Closed		OKAHARA AND ASSOCIATES, INC.	S	MECHANICAL ENGINEERING SERVICES	Invoice/Inspection	N
LNR801	B	19,464	O	25,000	5,536	10/9/1996	Contract Closed		ENGINEERS-SURVEYORS HAWAII,	S	MAINTENANCE SURVEYING SERVICE	Invoice/Inspection	N
LNR801	B	105,616	O	115,675	10,059	10/10/1997	Contract Closed		OCEANIT LABORATORIES, INC.	S	DREDGING OF WAILUA RIVER, KAUAI	Invoice/Inspection	N
LNR801	B	5,489	O	66,947	61,457	8/1/2003	Contract Closed		OCEANIT LABORATORIES, INC.	S	MONITORING BEACH NOURISHMENT & SAND RETENTION DEVICE, MAUNALUA BAY	Invoice/Inspection	N

Department of Land and Natural Resources
Active Contracts

Table 16

Prog ID	MOF	Amount Paid	(M/A/O)	Max Value	Outstanding Balance	Date Executed	From	To	Organization	Category	Description	Explanation of How Contract is Monitored	POS
										E/L/P/C/ G/S			Y/N
LNR801	B	0	M	2,052	2,052	7/29/2004	6/1/2012	8/30/2012	KCOM CORP.	L	LEASE AT 159 KALANIKOA ST STE 103 HOLDOVER	Invoice	N
LNR801	B	13,763	M	43,881	30,118	7/19/2005	12/1/2012	2/28/2013	MELIM BUILDING, LTD.	L	LEASE AGREEMENT OFC SPACE	Invoice	N
LNR801	B	34,471	M	35,132	661	2/7/2006	11/1/2008	10/31/2009	IMI KALA LLC	NA	LEASE OPT TO EXTEND 4 YR. 11MOS.	Invoice	N
LNR801	B	10,716	M	11,000	284	7/11/2006	8/1/2011	10/31/2011	WATUMULL KUKUI LLC	NA	LEASE CLAUSE MAY EXTEND 4 YR 11 MOS	Invoice	N
LNR801	B	0	M	11,000	11,000	7/11/2006	11/1/2011	1/31/2012	WATUMULL KUKUI LLC	NA	LEASE CLAUSE MAY EXTEND 4 YR 11 MOS	Invoice	N
LNR801	B	70,550		100,000	29,450	8/24/2006	None Stated	None Stated	OKUBO, ARNOLD T. AND	S	STATEWIDE STRUCTURAL ENGINEERING SVCS PROJECT#B00BS81A.	Invoice/Inspection	N
LNR801	B	19,800	M	21,600	1,800	2/4/2009	3/1/2009	2/28/2010	PWC HAWAII CORPORATION	S	JANITORIAL SERVICES FOR COMFORT STATIONS @ LAHAINA & MAALAEA	Invoice/Inspection	N
LNR801	B	9,900	M	10,800	900	2/4/2009	3/1/2009	2/28/2010	PWC HAWAII CORPORATION	S	FURNISH JANITORIAL SERVICES FOR COMFORT STATIONS @ LAHAINA & MAALAEA	Invoice/Inspection	N
LNR801	B	9,870	M	10,800	930	2/4/2009	3/1/2009	2/28/2010	PWC HAWAII CORPORATION	S	FURNISH JANITORIAL SERVICES FOR COMFORT STATIONS @ LAHAINA & MAALAEA	Invoice/Inspection	N
LNR801	B	9,820	M	10,800	980	2/4/2009	3/1/2009	2/28/2010	PWC HAWAII CORPORATION	S	FURNISH JANITORIAL SERVICES FOR COMFORT STATIONS @ LAHAINA & MAALAEA	Invoice/Inspection	N
LNR801	B	113,974	O	119,112	5,138	3/3/2009	3/1/2009	2/28/2010	SEA ENGINEERING, INC.	S	FURNISH BUOY MAINTENANCE & REPAIR SERVICES FOR THE ISLAND OF OAHU	Invoice/Inspection	N
LNR801	B	118,593	O	119,112	519	3/3/2009	3/16/2010	3/15/2011	SEA ENGINEERING, INC.	S	FURNISH BUOY MAINTENANCE & REPAIR SERVICES FOR THE ISLAND OF OAHU	Invoice/Inspection	N

Department of Land and Natural Resources
Active Contracts

Table 16

Prog ID	MOF	Amount Paid	(M/A/O)	Max Value	Outstanding Balance	Date Executed	From	To	Organization	Category E/L/P/C/G/S	Description	Explanation of How Contract is Monitored	POS Y/N
LNR801	B	116,423	O	119,112	2,689	3/3/2009	3/16/2012	3/15/2013	SEA ENGINEERING, INC.	S	FURNISH BUOY MAINTENANCE & REPAIR SERVICES FOR THE ISLAND OF OAHU	Invoice/Inspection	N
LNR801	B	4,196	M	52,252	48,056	9/29/2010	10/1/2012	9/30/2013	SUPPORT SERVICES GROUP, LLC	S	REFUSE COLLECTION SERVICE FOR SMALL BOAT HARBORS OAHU	Invoice/Inspection	N
LNR801	B	2,518	M	30,214	27,696	9/29/2010	10/1/2012	9/30/2013	SUPPORT SERVICES GROUP, LLC	S	REFUSE COLLECTION SERVICE FOR SMALL BOAT HARBORS OAHU	Invoice/Inspection	N
LNR801	B	839	M	10,071	9,232	9/29/2010	10/1/2012	9/30/2013	SUPPORT SERVICES GROUP, LLC	S	REFUSE COLLECTION SERVICE FOR SMALL BOAT HARBORS	Invoice/Inspection	N
LNR801	B	1,259	M	15,107	13,848	9/29/2010	10/1/2012	9/30/2013	SUPPORT SERVICES GROUP, LLC	S	REFUSE COLLECTION SERVICE FOR SMALL BOAT HARBORS OAHU	Invoice/Inspection	N
LNR801	B	839	M	10,071	9,232	9/29/2010	10/1/2012	9/30/2013	SUPPORT SERVICES GROUP, LLC	S	REFUSE COLLECTION SERVICE FOR SMALL BOAT HARBORS OAHU	Invoice/Inspection	N
LNR801	B	420	M	5,036	4,616	9/29/2010	10/1/2012	9/30/2013	SUPPORT SERVICES GROUP, LLC	S	REFUSE COLLECTION SERVICE FOR SMALL BOAT HARBORS OAHU	Invoice/Inspection	N
LNR801	B	420	M	5,036	4,616	9/29/2010	10/1/2012	9/30/2013	SUPPORT SERVICES GROUP, LLC	S	REFUSE COLLECTION SERVICE FOR SMALL BOAT HARBORS OAHU	Invoice/Inspection	N
LNR801	B	0		8,136	8,136	10/15/2010	10/15/2010	6/30/2013	OHATA CHUN YUEN LLP	S	AUDIT SERVICES FOR THE FISCAL YEARS ENDING JUNE 30, 2010-12	Fiscal Office monitors progress and verifies invoice for payment.	N
LNR801	B	72,072	M	78,624	6,552	11/15/2011	11/1/2011	10/31/2012	PACIFIC WASTE INC.	S	FURNISH REFUSE COLLECTION SERVICE FOR VARIOUS SMALL BOAT HARBORS	Invoice/Inspection	N
LNR801	B	0	M	78,624	78,624	11/15/2011	11/1/2012	10/31/2013	PACIFIC WASTE INC.	S	FURNISH REFUSE COLLECTION SERVICE FOR VARIOUS SMALL BOAT HARBORS	Invoice/Inspection	N
Historic Preservation:													
LNR802	A	132,681		165,361	32,680	6/29/2011	5/10/2012	1/18/2013	SOLUTIONS PACIFIC, LLC	S	IMPLEMENTATION OF SELECTED ELEMENTS OF THE STATE HISTORIC PRESERVATION CAP	Monitored by checking invoice against the progress of the contract.	N

Department of Land and Natural Resources
Active Contracts

Table 16

Prog ID	MOF	Amount Paid	(M/A/O)	Max Value	<u>Outstanding</u> Balance	<u>Date</u> Executed	From	To	Organization	<u>Category</u> E/L/P/C/ G/S	Description	<u>Explanation of How Contract is</u> Monitored	<u>POS</u> Y/N
LNR802	A	55,033		63,397	8,364	2/3/2012	2/14/2012	10/30/2012	SMS RESEARCH AND MARKETING	S	DEVELOPMENT, COORDINATION, & IMPLEMENTATION OF THE PROCESS FOR A NEW STATE PLAN	Monitored by checking invoice against the progress of the contract.	N
LNR802	A	0		7,550	7,550	2/3/2012	4/26/2012	10/30/2013	SMS RESEARCH AND MARKETING	S	DEVELOPMENT, COORDINATION, & IMPLEMENTATION OF THE PROCESS FOR A NEW STATE PLAN	Monitored by checking invoice against the progress of the contract.	N
State Parks:													
LNR806	A	14,503	O	14,927	423	12/30/2005	1/1/2006	12/31/2006	PACIFIC WASTE INC.	S	FURNISHING REFUSE COLLECTION SVCS DIV OF STATE PARKS	Invoices under review by staff prior to closing contract.	N
LNR806	A	0	O	675	675	12/30/2005	1/1/2008	12/31/2008	PACIFIC WASTE INC.	S	FURNISHING REFUSE COLLECTION SVCS DIV OF STATE PARKS	Invoices under review by staff prior to closing contract.	N
LNR806	A	0	O	782	782	12/30/2005	1/1/2009	12/31/2009	PACIFIC WASTE INC.	S	FURNISHING REFUSE COLLECTION SVCS DIV OF STATE PARKS	Invoices under review by staff prior to closing contract.	N
LNR806	A	0	O	675	675	12/30/2005	1/1/2010	12/31/2010	PACIFIC WASTE INC.	S	REFUSE COLLECTION SVCS DIV OF STATE PARKS	Invoices under review by staff prior to closing contract.	N
LNR806	B	34,071	O	73,426	39,355	1/16/2008	11/27/2010	11/26/2011	AQUA ENGINEERS, INC.	S	OPERATION & MAINTENANCE OF WATER SYSTEM AT KOKEE	Monthly invoices verified with superintendent prior to payment.	N
LNR806	B	14,271	O	73,426	59,155	1/16/2008	11/27/2011	11/26/2012	AQUA ENGINEERS, INC.	S	OPERATION & MAINTENANCE OF WATER SYSTEM AT KOKEE	Monthly invoices verified with superintendent prior to payment.	N
LNR806	B	0	O	1,711	1,711	9/30/2008	9/16/2012	9/15/2013	DOONWOOD ENGINEERING, INC.	S	MAINT & REPAIR SVCS FOR WATER PUMPS & STORAGE SYSTEMS & SEWAGE.	Invoices verified with superintendent prior to payment.	N
LNR806	B	0	O	1,711	1,711	9/30/2008	9/16/2012	9/15/2013	DOONWOOD ENGINEERING, INC.	S	MAINT & REPAIR SVCS FOR WATER PUMPS & STORAGE SYSTEMS & SEWAGE.	Invoices verified with superintendent prior to payment.	N
LNR806	B	0	O	1,351	1,351	9/30/2008	9/16/2012	9/15/2013	DOONWOOD ENGINEERING, INC.	S	MAINT & REPAIR SVCS FOR WATER PUMPS & STORAGE SYSTEMS & SEWAGE.	Invoices verified with superintendent prior to payment.	N

Department of Land and Natural Resources
Active Contracts

Table 16

Prog ID	MOF	Amount Paid	(M/A/O)	Max Value	Outstanding Balance	Date Executed	From	To	Organization	Category	Description	Explanation of How Contract is Monitored	POS Y/N
										E/L/P/C/ G/S			
LNR806	B	0	O	1,711	1,711	9/30/2008	9/16/2012	9/15/2013	DOONWOOD ENGINEERING, INC.	S	MAINT & REPAIR SVCS FOR WATER PUMPS & STORAGE SYSTEMS & SEWAGE.	Invoices verified with superintendent prior to payment.	N
LNR806	B	0	O	5,245	5,245	9/30/2008	9/16/2012	9/15/2013	DOONWOOD ENGINEERING, INC.	S	MAINT & REPAIR SVCS FOR WATER PUMPS & STORAGE SYSTEMS & SEWAGE.	Invoices verified with superintendent prior to payment.	N
LNR806	B	0	O	2,341	2,341	9/30/2008	9/16/2012	9/15/2013	DOONWOOD ENGINEERING, INC.	S	MAINT & REPAIR SVCS FOR WATER PUMPS & STORAGE SYSTEMS & SEWAGE.	Invoices verified with superintendent prior to payment.	N
LNR806	B	0	O	2,341	2,341	9/30/2008	9/16/2012	9/15/2013	DOONWOOD ENGINEERING, INC.	S	MAINT & REPAIR SVCS FOR WATER PUMPS & STORAGE SYSTEMS & SEWAGE.	Invoices verified with superintendent prior to payment.	N
LNR806	B	0	O	3,602	3,602	9/30/2008	9/16/2012	9/15/2013	DOONWOOD ENGINEERING, INC.	S	MAINT & REPAIR SVCS FOR WATER PUMPS & STORAGE SYSTEMS & SEWAGE.	Invoices verified with superintendent prior to payment.	N
LNR806	B	0	O	6,294	6,294	10/15/2010	10/15/2010	6/30/2013	OHATA CHUN YUEN LLP	S	AUDIT SERVICES FOR THE FISCAL YEARS ENDING JUNE 30, 2010-12	Fiscal Office monitors progress and verifies invoice for payment.	N
LNR806	B	36,499	O	55,209	18,710	6/7/2011	6/15/2011	6/15/2013	AKINAKA & ASSOCIATES, LTD.	S	MAUNA KEA STATE RECREATION AREA WATER SYSTEM IMPR. ISLAND OF HI	Eng Div verifies work was completed satisfactorily.	N
LNR806	B	26,660	M	100,124	73,463	7/26/2011	7/31/2012	7/31/2013	PROPARK, INC.	S	FURNISHING TOLL BOOTH ATTENDANTS & MGMT SVCS FOR DIAMOND HEAD STATE	Monthly invoices received & checked by park manager prior to payment.	N
LNR806	B	0	M	148,898	148,898	11/27/2012	11/27/2012	11/26/2013	AQUA ENGINEERS, INC.	S	OPERATION & MAINTENANCE OF WATER SYSTEM AT KOKEE & POLIHALE ST PARKS,	Monthly invoices verified with superintendent prior to payment.	N
Administration:													
LNR906	B	0	O	1,887	1,887	10/15/2010	10/15/2010	6/30/2013	OHATA CHUN YUEN LLP	S	AUDIT SERVICES FOR THE FISCAL YEARS ENDING JUNE 30, 2010-12	Fiscal Office monitors progress and verifies invoice for payment.	N

Department of Land Natural Resources
CIP Requests

Table 17

<u>Prog ID</u>	<u>Prog ID</u> <u>Priority</u>	<u>Dept- Wide</u> <u>Priority</u>	<u>Project Title</u>	<u>MOF</u>	<u>FY14 \$\$\$</u>	<u>FY15 \$\$\$</u>
LNR 906	1	1	CIP Staff Costs, Statewide - Plans for costs related to wages and fringes for 27.5 CIP positions for the implementation of CIP projects for DLNR.	C	2,775,000	2,775,000
LNR 407	1	2	Watershed Initiative.	C	2,500,000	2,500,000
LNR 402	1	3	Kulani Energy Retrofit and road repair, well development.	C	8,000,000	0
LNR 806	1	4	Waikiki War Memorial, Oahu - Plans, design and construction for improvements at the Natatorium.	C	2,000,000	0
LNR 141	1	5	Rockfall and Flood mitigation, Statewide - Plans, design and construction for rockfall or flood mitigation at various locations, statewide.	C	3,000,000	3,000,000
LNR 801	1	6	Marine Debris Mitigation, Statewide	C	2,000,000	2,000,000
LNR 101	1	7	Plans, design, and construction to replace Royal Hawaiian groin with new groin structure to retain sand on Waikiki Beach.	C	150,000	500,000
LNR 101	1	7	Plans, design, and construction to replace Royal Hawaiian groin with new groin structure to retain sand on Waikiki Beach.	R	150,000	500,000
LNR 404	1	8	Construct and or Repair Deep Monitor Wells Statewide.	C	1,500,000	0
LNR 801	2	9	Lump Sum Improvements at Boating and Ocean Recreation Facilities, Statewide.	C	11,510,000	6,050,000
LNR 801	2	9	Lump Sum Improvements at Boating and Ocean Recreation Facilities, Statewide.	N	825,000	750,000
LNR 801	2	9	Lump Sum Improvements at Boating and Ocean Recreation Facilities, Statewide.	P	563,000	863,000
LNR 804	1	10	Kauai Bridge Repairs - Camp 10 Access Road.	C	500,000	2,300,000
LNR 806	2	11	State Parks Hazard Mitigation Improvements, Statewide, Including Equipment and Vehicles.	C	3,000,000	3,800,000

Department of Land Natural Resources
CIP Requests

Table 17

<u>Prog ID</u>	<u>Prog ID</u> <u>Priority</u>	<u>Dept- Wide</u> <u>Priority</u>	<u>Project Title</u>	<u>MOF</u>	<u>FY14 \$\$\$</u>	<u>FY15 \$\$\$</u>
LNR 906	2	12	DLNR Administrative and Community Facilities, Statewide - Plans, design and construction for facilities to support departmental operations and community involvement.	C	2,000,000	7,000,000
LNR 810	1	13	General Flood Control Plan Update, Statewide - Plans for general flood control plan updates to research and inventory flood data since the development of the original plan in 1983 and input into the newly developed General Flood Control Plan web application.	C	570,000	0
LNR 172	1	14	DOFAW Baseyard Photovoltaic System, Statewide.	C	280,000	740,000
LNR 801	3	15	Kikiaola SBH Federal Project.	C	2,450,000	0
LNR 402	2	16	DOFAW Baseyard Improvements, Statewide .	C	1,989,000	8,537,000
LNR 141	2	17	Geothermal Well Plugging and Abandonment, Hawaii - Design and construction to plug and abandon two geothermal wells and restore well sites.	C	250,000	2,300,000
LNR 141	3	18	State Water Projects Plan Update, Statewide - Plans to update State Water Projects Plan, as mandated by the State Water Code, HRS Chapter 174C.	C	500,000	0
LNR 804	2	19	Forestry & Outdoor Recreation Improvements, Statewide.	C	1,340,000	2,115,000
LNR 806	3	20	State Parks Infrastructure and Support Facility Improvements, Statewide.	C	7,500,000	7,500,000
LNR 801	4	21	Sand Island Ocean Recreation Park.	C	11,000,000	0
LNR 804	3	22	Pu'u'anahulu Shooting Range Facility Construction.	C	750,000	2,500,000
LNR 407	2	23	Manuka Natural Area Reserve Boundary Fence.	C	1,500,000	2,000,000
					68,602,000	57,730,000

Department of Land and Natural Resources
CIP Lapses

Table 18

<u>Prog ID</u>	<u>Act/Year of Appropriation</u>	<u>Project Title</u>	<u>MOF</u>	<u>Amount \$\$\$\$</u>	<u>Reason</u>
		None			

Department of Land and Natural Resources
Division Resources

Table 19

<u>Division</u>	Associated Program IDs			
Land	LNR 101			
Engineering	LNR 141	LNR 810		
Aquatic Resources	LNR 153	LNR 401	LNR 805	
Forestry and Wildlife	LNR 172	LNR 402	LNR 407	LNR 804
Commission on Water Resource Management	LNR 404			
Conservation and Resources Enforcement	LNR 405			
Boating and Ocean Recreation	LNR 801			
Historic Preservation	LNR 802			
State Parks	LNR 806			
Natural Physical Environment- Administration (Chair's Office, ASO, Personnel, ITO)	LNR 906			
Public Land Development Corporaion	LNR 906			

Department of Land and Natural Resources
Organization Changes

Table 20

<u>Year of Change</u> FY13/FY14	<u>Page</u> Number	<u>Description of Change</u>
FY13	2	HIHWNMS Special Project NTE 06/30/14.
FY13	2	Budgeted exempt position 117517 extended effective 07/01/12, NTE 06/30/13.*
FY13	3	Budgeted exempt positions 109101, 113267, 116574, 118784 and 118785 extended effective 07/01/12, NTE 06/30/13.*
FY13	4	Budgeted exempt position 120335 authorized per Act 106, SLH 2012 effective 07/01/12, NTE 06/30/13.*
FY13	4	Established budgeted exempt positions 120597 and 120598 per Act 106, SLH 2012 effective 07/01/12, NTE 06/30/13.*
FY13	7	Budgeted exempt position 102283 extended effective 07/01/12, NTE 06/30/13.*
FY13	7	Budgeted exempt position 102283 redescribed from Historic Preservation Data Management Specialist to Historic Preservation Systems Manager effective 09/10/12.
FY13	8	Established civil service position 120761 per Act 106, SLH 2012 effective 10/12/12.
FY13	14	Budgeted temp civil service position 118972 extended effective 07/01/12, NTE 06/30/13.*
FY13	17	Budgeted temp civil service position 120457 extended effective 07/01/12, NTE 06/30/13.*
FY13	23	Budgeted temp position 101061 converted to permanent effective 07/30/12 per Act 106, SLH 2012.
FY13	23	Budgeted exempt positions 118628 and 118629 extended effective 07/01/12, NTE 06/30/13.**
FY13	23	Budgeted temp position 120594 extended effective 07/01/12, NTE 06/30/13.*
FY13	23	Exempt position 119160 NWHI Monument Research Coordinator abolished effective 07/02/12.
FY13	23	Budgeted temp position 118674 converted to permanent effective 07/16/12 per Act 106, SLH 2012.
FY13	23	Budgeted temp position 117192 converted to permanent effective 07/19/12 per Act 106, SLH 2012.
FY13	24	Budgeted temp positions 117067, 117068 and 117069 converted to permanent effective 07/30/12 per Act 106, SLH 2012.
FY13	25	Budgeted civil service position 7436 redescribed from Fishery Technician IV to Fishery Technician V effective 09/01/12.
FY13	26	Budgeted temp position 118216 converted to permanent effective 07/01/12 per Act 106, SLH 2012.
FY13	26	Established budgeted temp position 120814 per 2008 Legislature effective 12/06/12, NTE 06/30/13.*
FY13	26	Established budgeted temp positions 120815, 120816 and 120817 per 2008 Legislature effective 12/07/12, NTE 06/30/13.*
FY13	26	Established budgeted temp positions 120822 and 120823 per 2008 Legislature effective 12/10/12, NTE 06/30/13.*
FY13	27	Budgeted temp position 118250 extended effective 07/01/12, NTE 06/30/13.*

Department of Land and Natural Resources
Organization Changes

Table 20

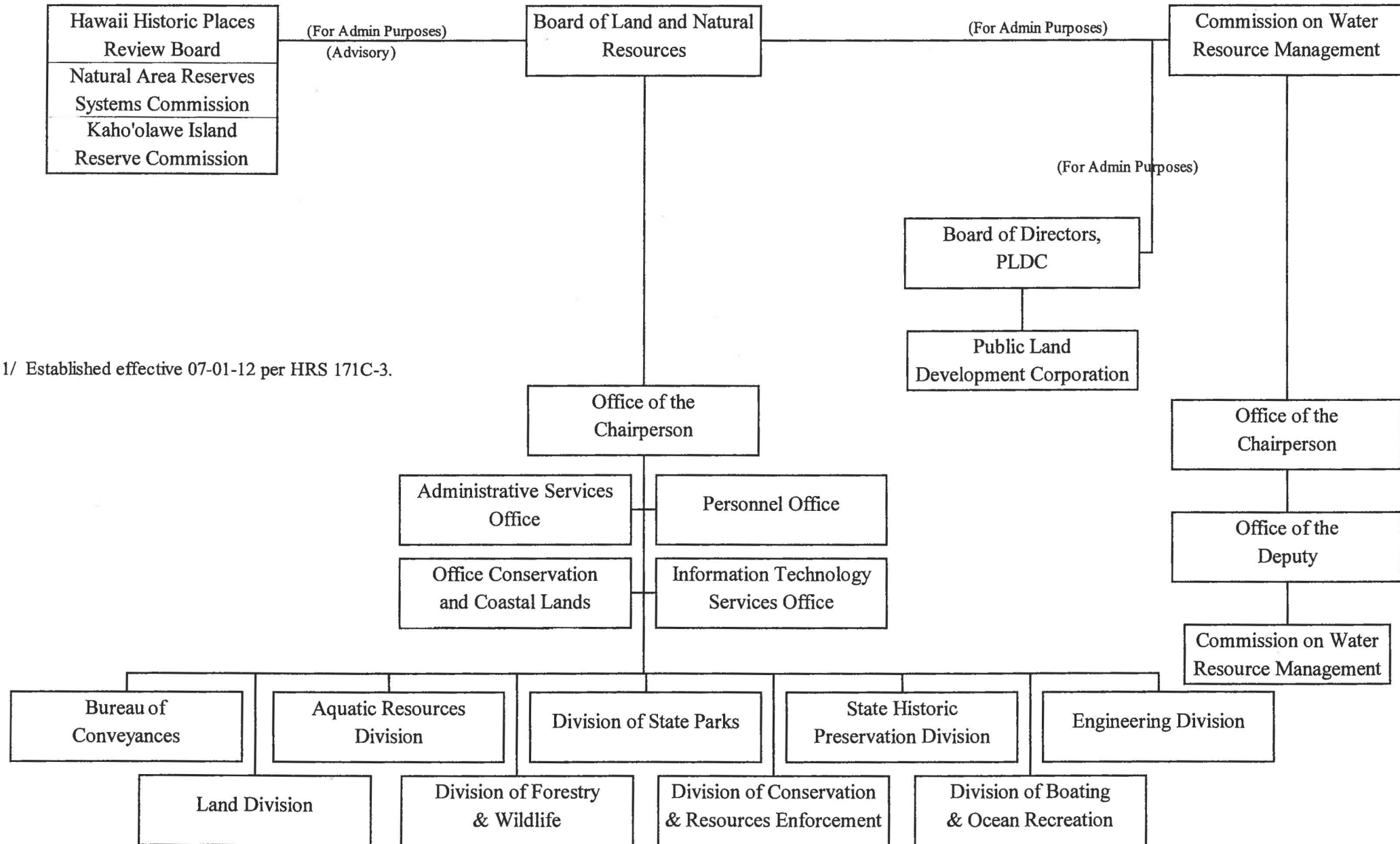
<u>Year of Change</u> FY13/FY14	<u>Page</u> Number	<u>Description of Change</u>
FY13	29	Budgeted temp positions 117693, 118345, 118332 and 119249 converted to permanent effective 08/01/12 per Act 106, SLH 2012.
FY13	29	Budgeted temp position 118330 converted to permanent effective 07/01/12 per Act 106, SLH 2012.
FY13	31	Budgeted temp position 113201 converted to permanent effective 08/01/12 per Act 106, SLH 2012.
FY13	31	Budgeted temp positions 118287, 118277, 118284 and 118286 extended effective 07/01/12, NTE 06/30/13.*
FY13	31	Budgeted temp positions 120330, 120331 and 120332 authorized per Act 106, SLH 2012 effective 07/01/12, NTE 06/30/16.
FY13	33	Budgeted temp positions 118602, 118603, 118680 and 13357 extended effective 07/01/12, NTE 06/30/13.*
FY13	33	Budgeted temp position 118264 converted to permanent effective 08/01/12 per Act 106, SLH 2012.
FY13	34	Budgeted temp positions 112450, 117018, 118275, 118289, 118290 and 117017 extended effective 07/01/12, NTE 06/30/13.*
FY13	34	Budgeted temp position 118263 converted to permanent effective 07/01/12 per Act 106, SLH 2012.
FY13	34	Budgeted temp positions 120322, 120323, 120324 and 120325 authorized per Act 106, SLH 2012 effective 07/01/12, NTE 06/30/16.
FY13	35	Budgeted temp position 13312 extended effective 07/01/12, NTE 06/30/13.*
FY13	36	Budgeted temp positions 112449, 118274, 118288, 118405, 118857 and 118404 extended effective 07/01/12, NTE 06/30/13.*
FY13	36	Budgeted temp positions 116396 and 118355 converted to permanent effective 07/01/12 per Act 106, SLH 2012.
FY13	36	Budgeted civil service position 45487 Forestry & Wildlife Worker III redescription to Forestry & Wildlife Supervisor I rescinded effective 12/07/12.
FY13	37	Budgeted temp positions 112452, 118337, 118338 and 118733 extended effective 07/01/12, NTE 06/30/13.*
FY13	37	Budgeted temp position 118219 converted to permanent effective 07/01/12 per Act 106, SLH 2012.
FY13	37	Budgeted temp positions 120326, 120327, 120328 and 120329 authorized per Act 106, SLH 2012 effective 07/01/12, NTE 06/30/16.
FY13	37	Established budgeted temp positions 120729 and 120730 per Act 106, SLH 2012 effective 09/11/12, NTE 06/30/13.*
FY13	37	Established budgeted temp position 120765 per Act 106, SLH 2012 effective 10/19/12, NTE 06/30/13.*
FY13	39	Established civil service position 120669 effective 07/12/12 per Act 106, SLH 2012.
FY13	40	Budgeted exempt position 118343 converted to permanent effective 07/01/12 per Act 106, SLH 2012.
FY13	43	Budgeted temp position 118907 extended effective 07/01/12, NTE 06/30/13.*

Department of Land and Natural Resources
Organization Changes

Table 20

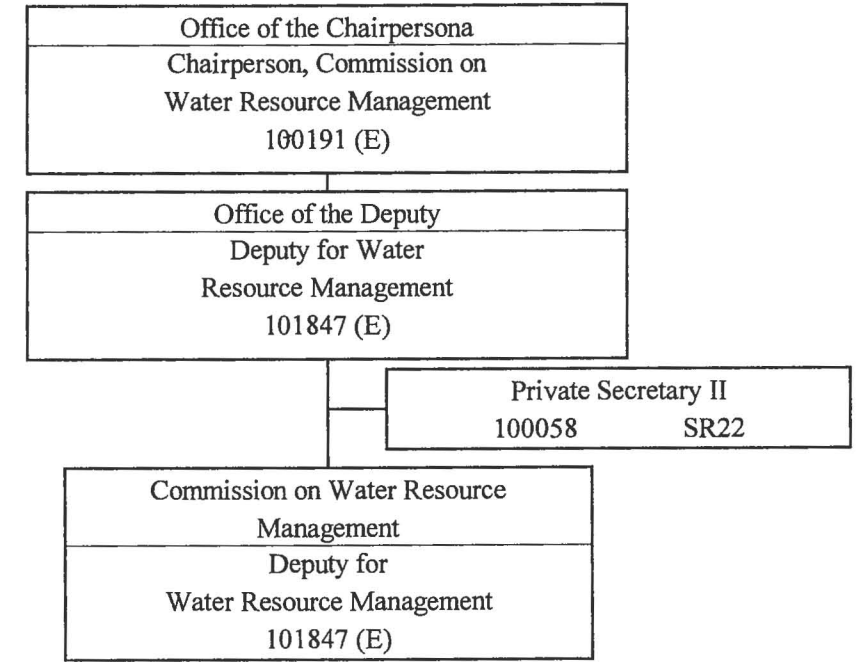
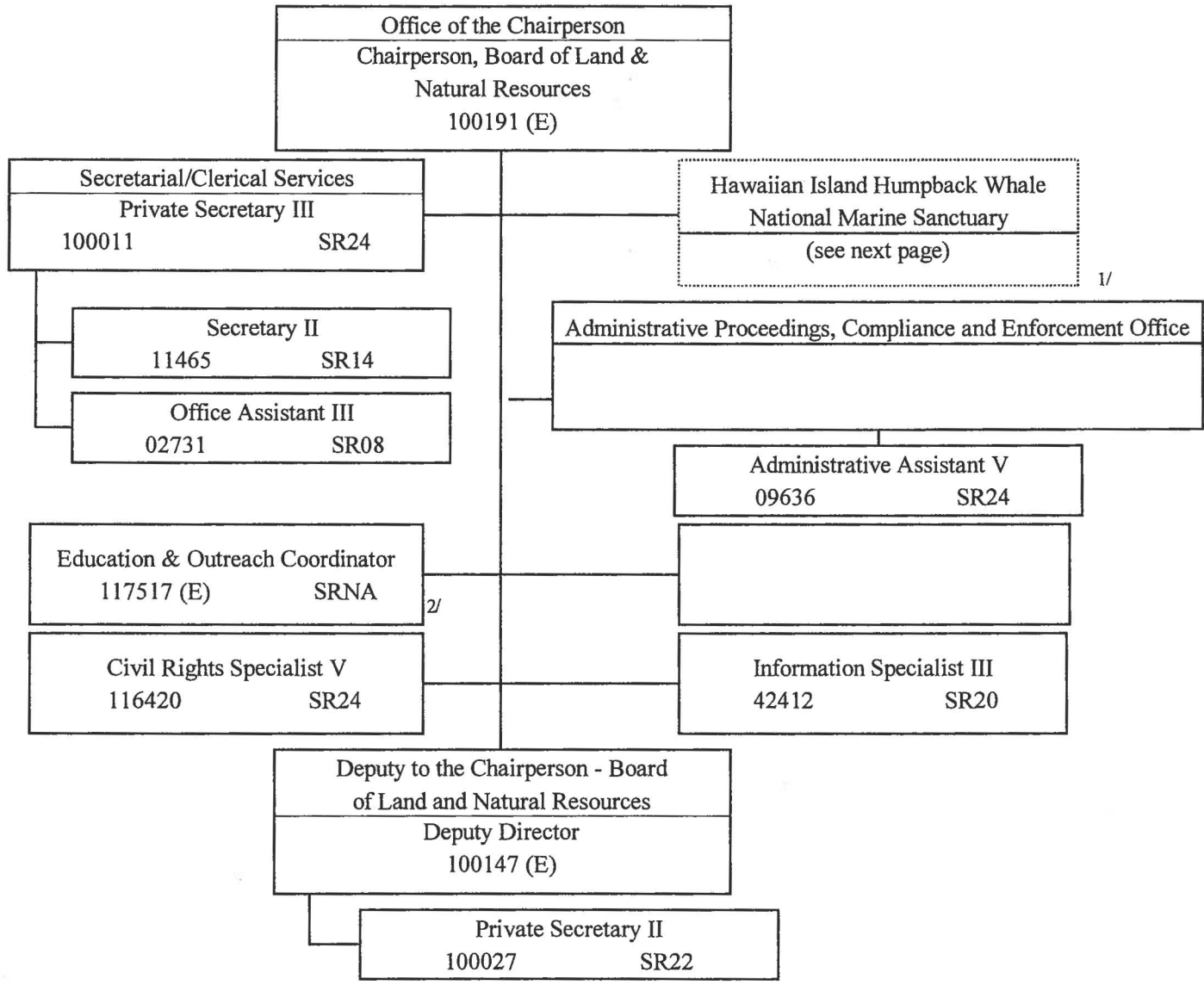
<u>Year of Change</u> FY13/FY14	<u>Page</u> Number	<u>Description of Change</u>
FY13	46	Budgeted temp position 118916 extended effective 07/01/12, NTE 06/30/13.*
FY13	50	Budgeted exempt positions 100377, 100378, 102287, 120351, 112243 and 102288 extended effective 07/01/12, NTE 06/30/13.*
FY13	50	Budgeted civil service position 102395 redescribed from Administrative Assistant V to Departmental Contracts Specialist effective 07/01/12.
FY13	50	Budgeted exempt position 103085 redescribed from Historic Sites Preservation Specialist I to Historic Preservation Administrative Specialist effective 08/14/12.
FY13	50	Established budgeted exempt position 120752 effective 10/04/12 per Act 164, SLH 2011.
FY13	51	Budgeted exempt positions 102055, 102301 and 102064 extended effective 07/01/12, NTE 06/30/13.*
FY13	54	Established budgeted civil service position 120683 effective 07/23/12 per Act 164, SLH 2011.
FY13	60	Budgeted exempt position 103128 redescribed from Hydrologist IV to Hydrologist V effective 01/01/13.
FY13	61	Established budgeted civil service position 120715 effective 08/28/12 per Act 106, SLH 2012.
FY13	61	Established budgeted civil service position 120786 effective 10/29/12 per Act 106, SLH 2012.
FY13	62	Budgeted temp position 12745 extended effective 07/01/12, NTE 06/30/13.*
		*Subject to further extensions beyond 06/30/13.
		**Upon approval from B&F, a non-delegated re-org will remove these positions from the Division of Aquatic Resources and place them in the Office of the Chairperson (page 3 of the org chart). Subject to further extensions effective 07/01/12, NTE 06/30/13.

State of Hawaii
 Department of Land and Natural Resources
 Plan of Organization



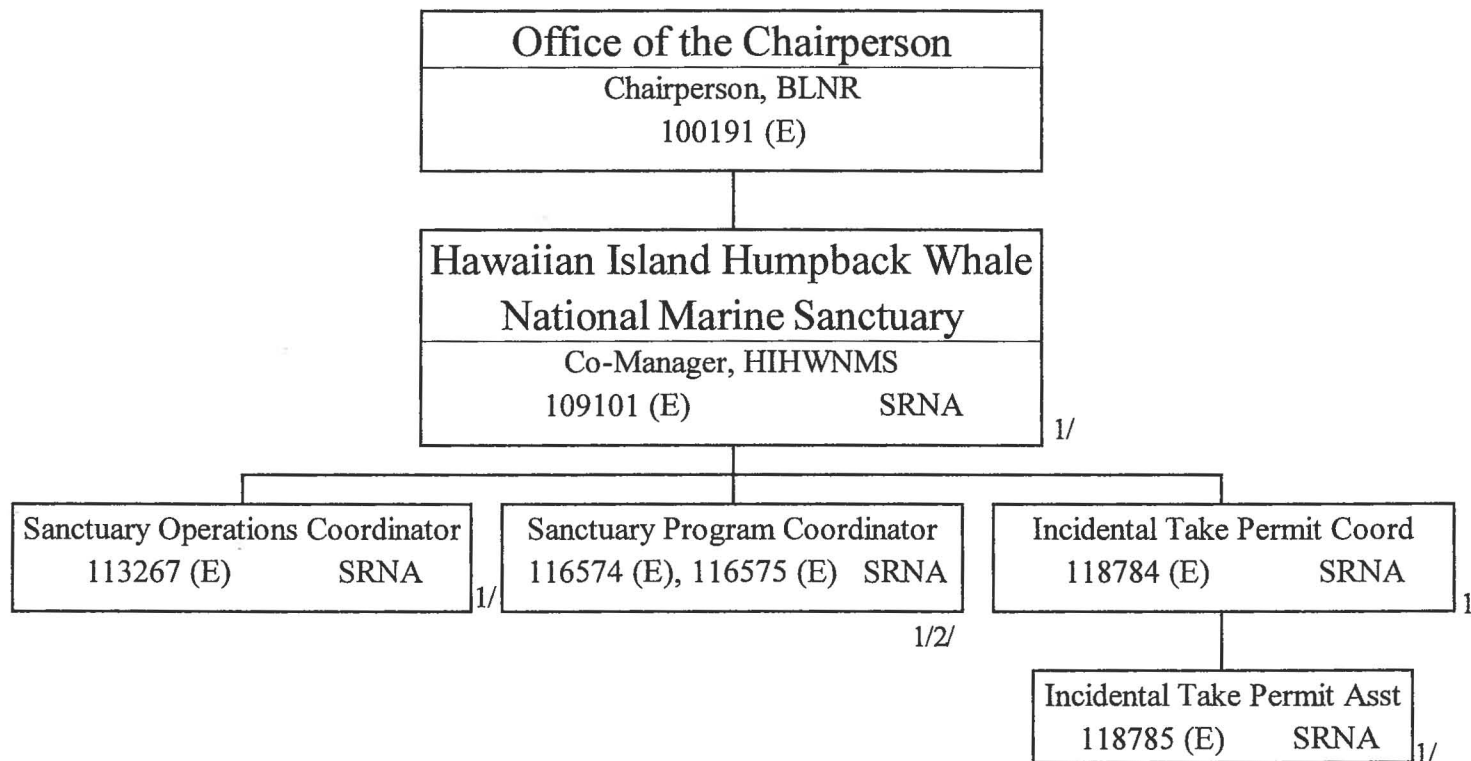
1/ Established effective 07-01-12 per HRS 171C-3.

State of Hawaii
 Department of Land and Natural Resources
 Office of the Chairperson
 Position Organization Chart



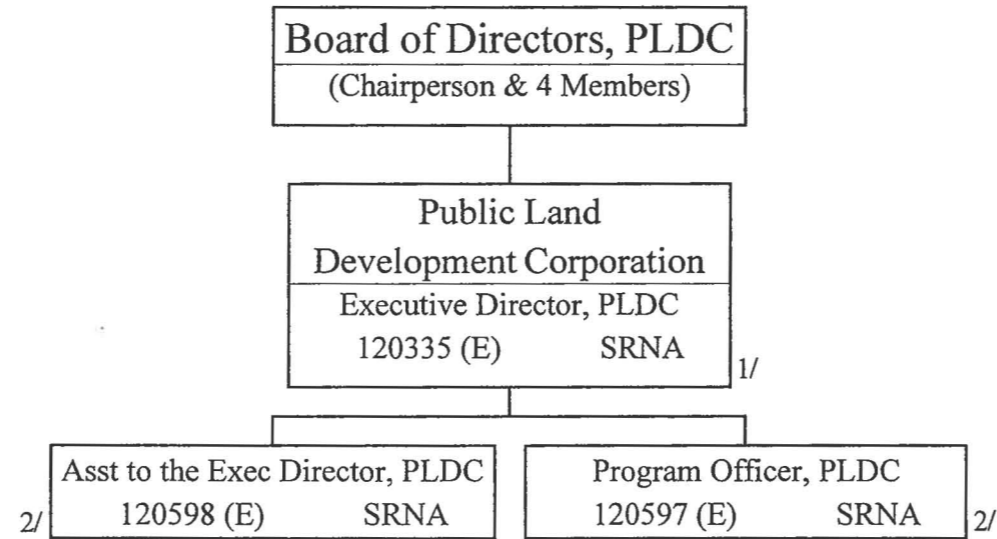
1/ HIHWNMS Special Project NTE 06-30-14.
 2/ Budgeted exempt posn NTE 06-30-13.

State of Hawaii
 Department of Land and Natural Resources
 Office of the Chairperson
 Hawaiian Island HWNMS
 Position Organization Chart



1/ Pos. 109101 (E), 113267 (E), 116574 (E), 118784 (E), 118785 (E)
 budgeted exempt posns NTE 06-30-13.
 2/ Pos. 116575 (E) budgeted exempt posn NTE 06-30-11.

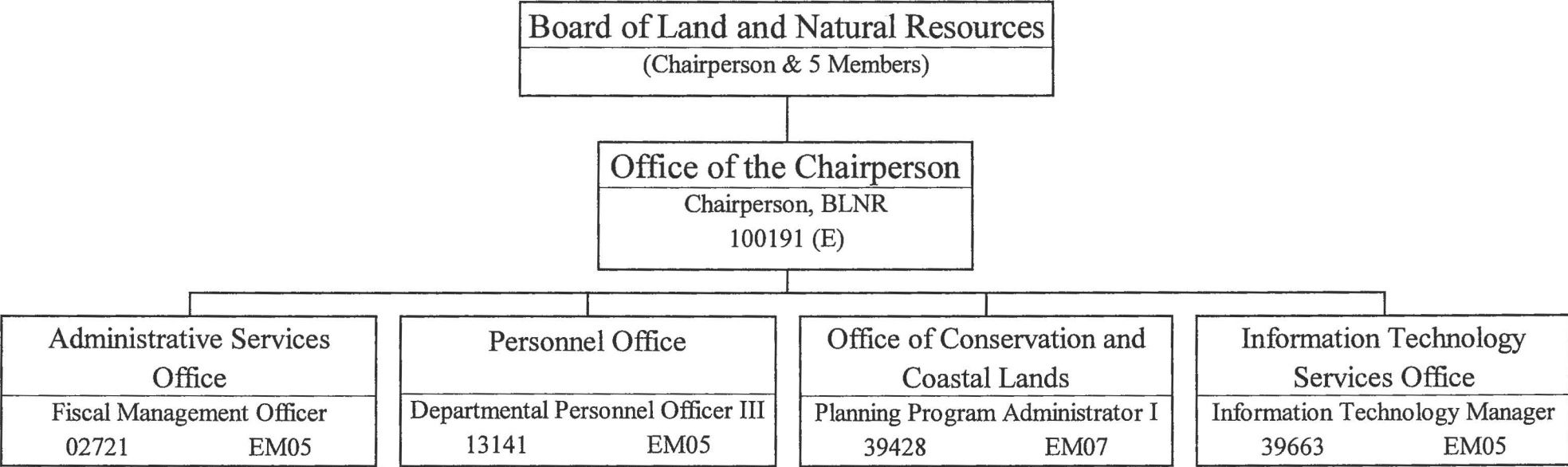
State of Hawaii
 Department of Land and Natural Resources
 Public Land Development Corporation
 Position Organization Chart



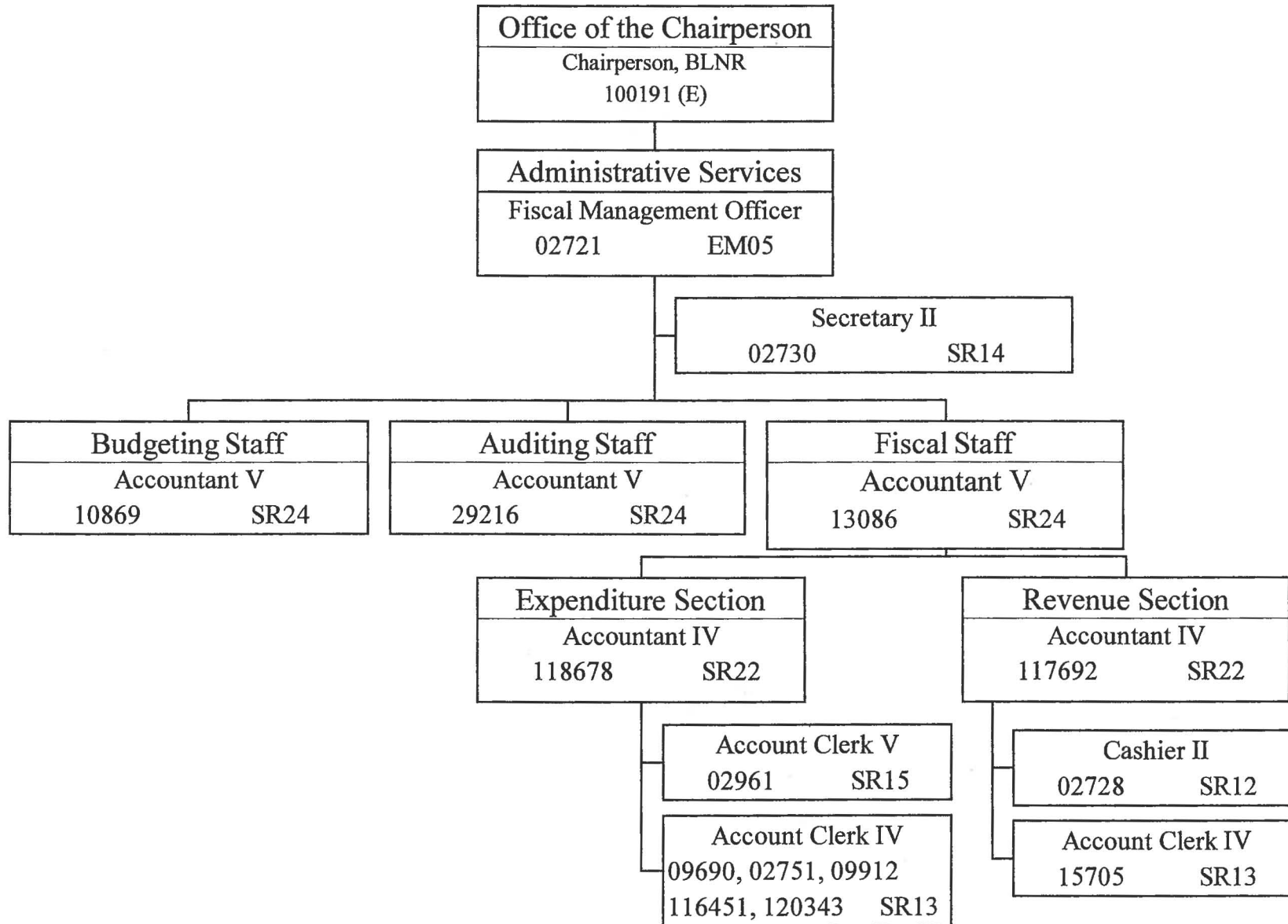
1/ Budgeted exempt posn authorized per Act 106, SLH 2012 effective 07-01-12, NTE 06-30-13.

2/ Established budgeted exempt posns effective 07-01-12, NTE 06-30-13 per Act 106, SLH 2012.

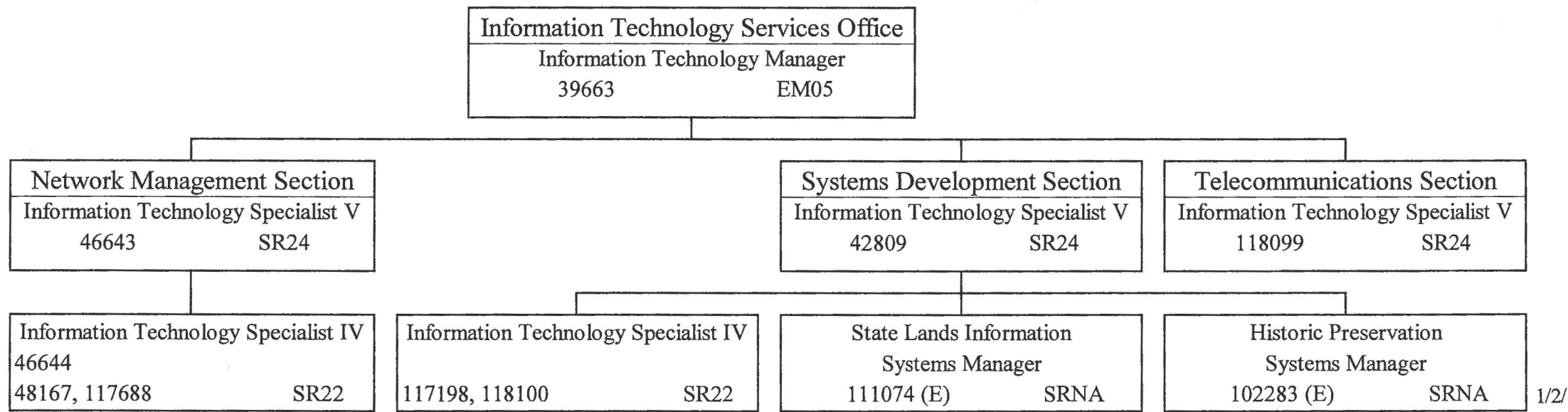
State of Hawaii
 Department of Land and Natural Resources
 Departmental Staff Offices
 Position Organization Chart



State of Hawaii
 Department of Land and Natural Resources
 Administrative Services Office
 Position Organization Chart

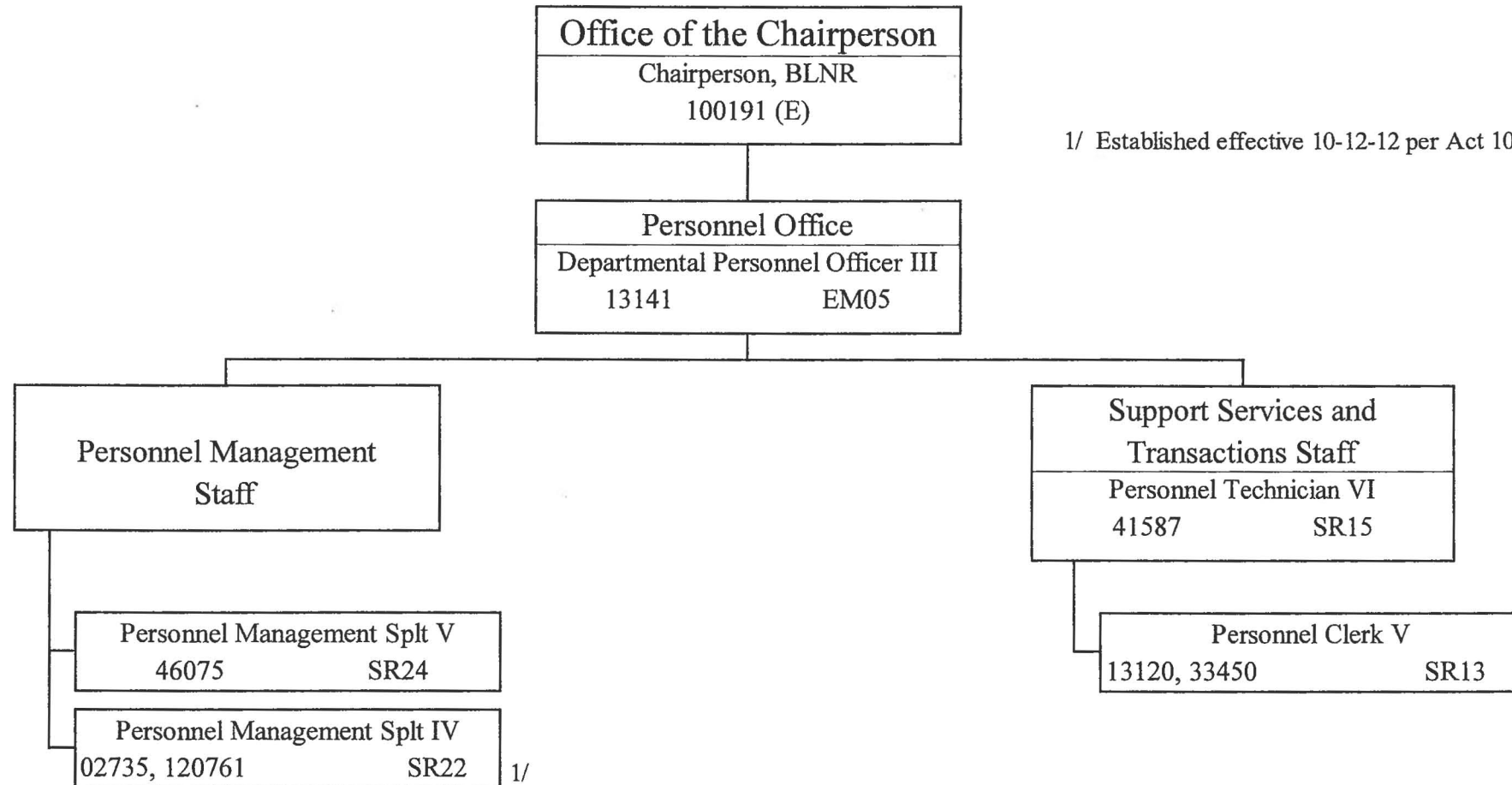


State of Hawaii
 Department of Land and Natural Resources
 Information Technology Services Office
 Position Organization Chart



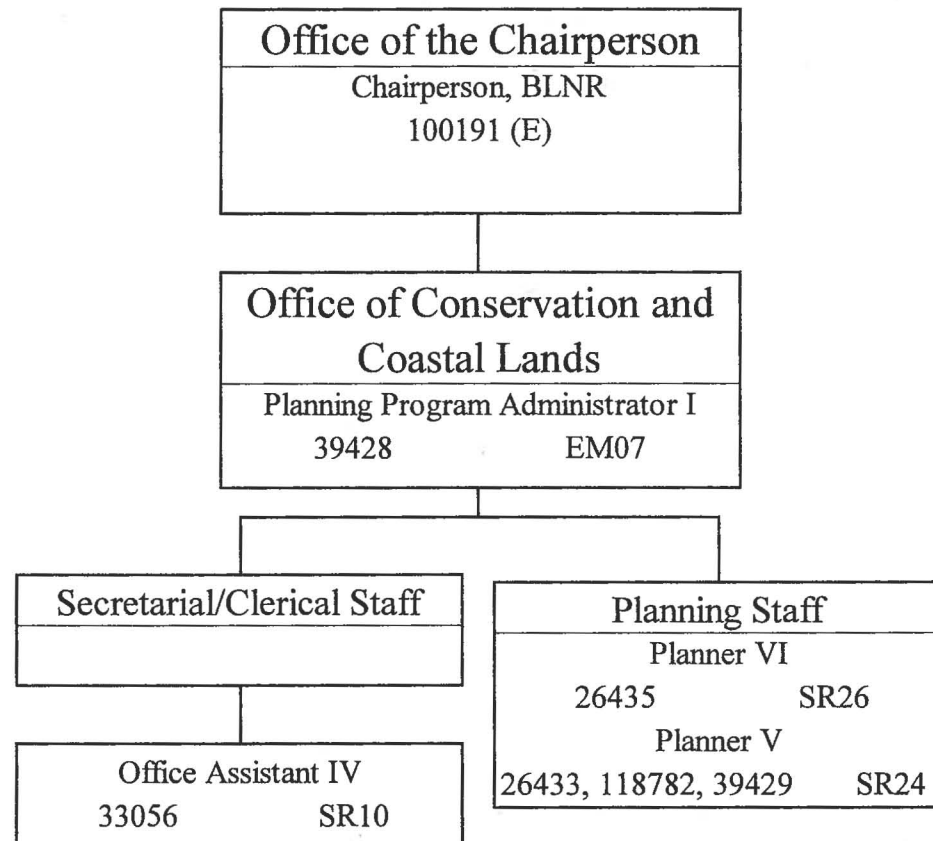
1/ Budgeted exempt posn NTE 06-30-13.
 2/ Redesc effective 09-10-12.

State of Hawaii
 Department of Land and Natural Resources
 Personnel Office
 Position Organization Chart

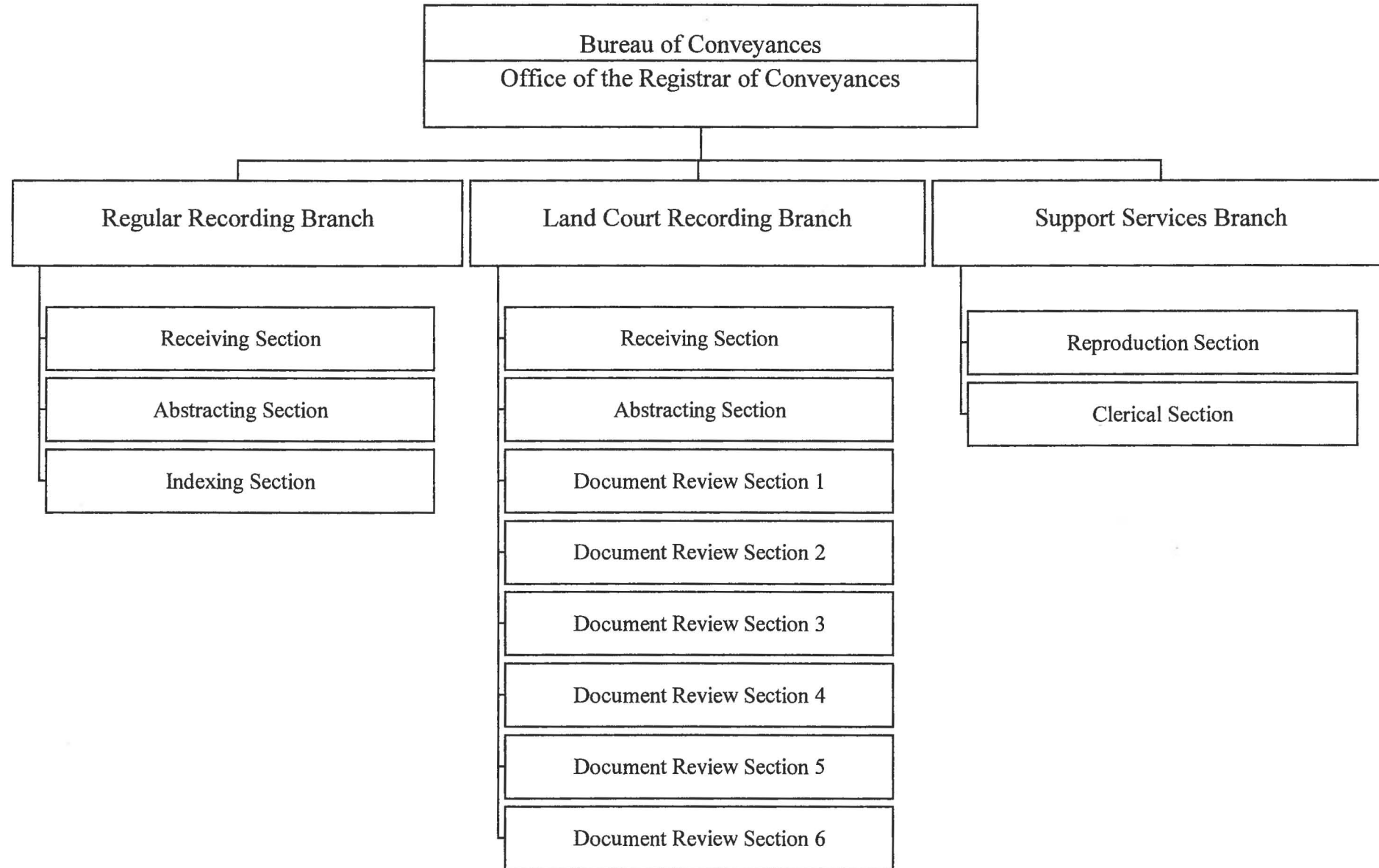


1/ Established effective 10-12-12 per Act 106, SLH 2012.

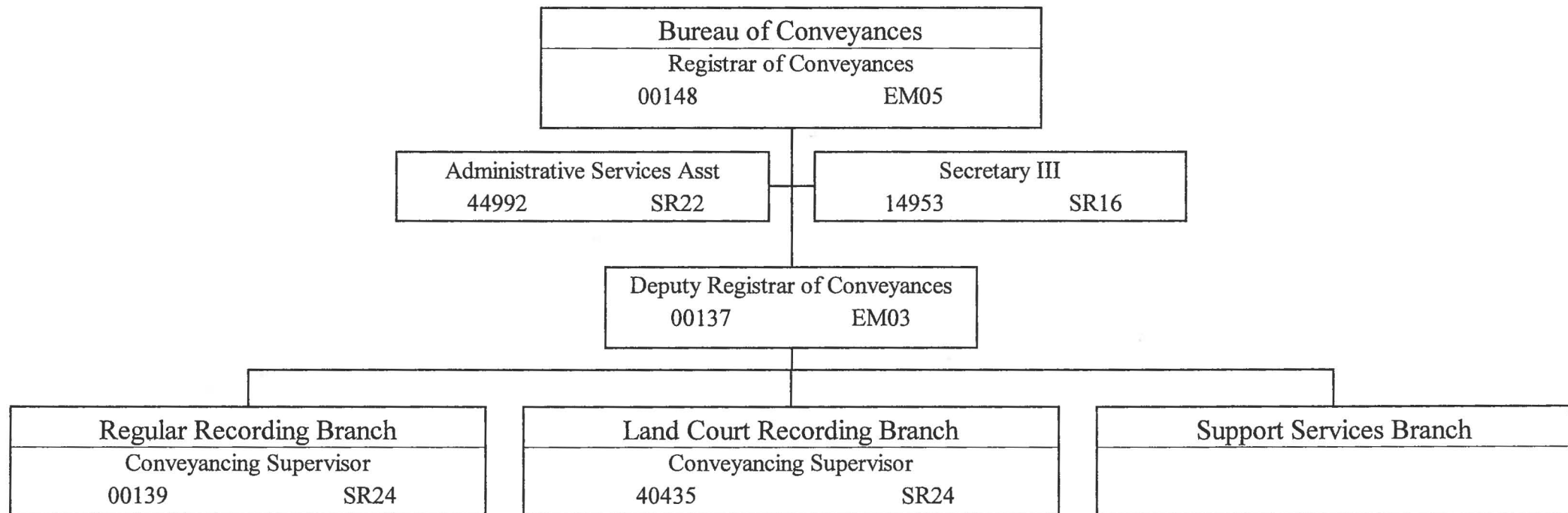
State of Hawaii
 Department of Land and Natural Resources
 Office of Conservation and Coastal Lands
 Position Organization Chart



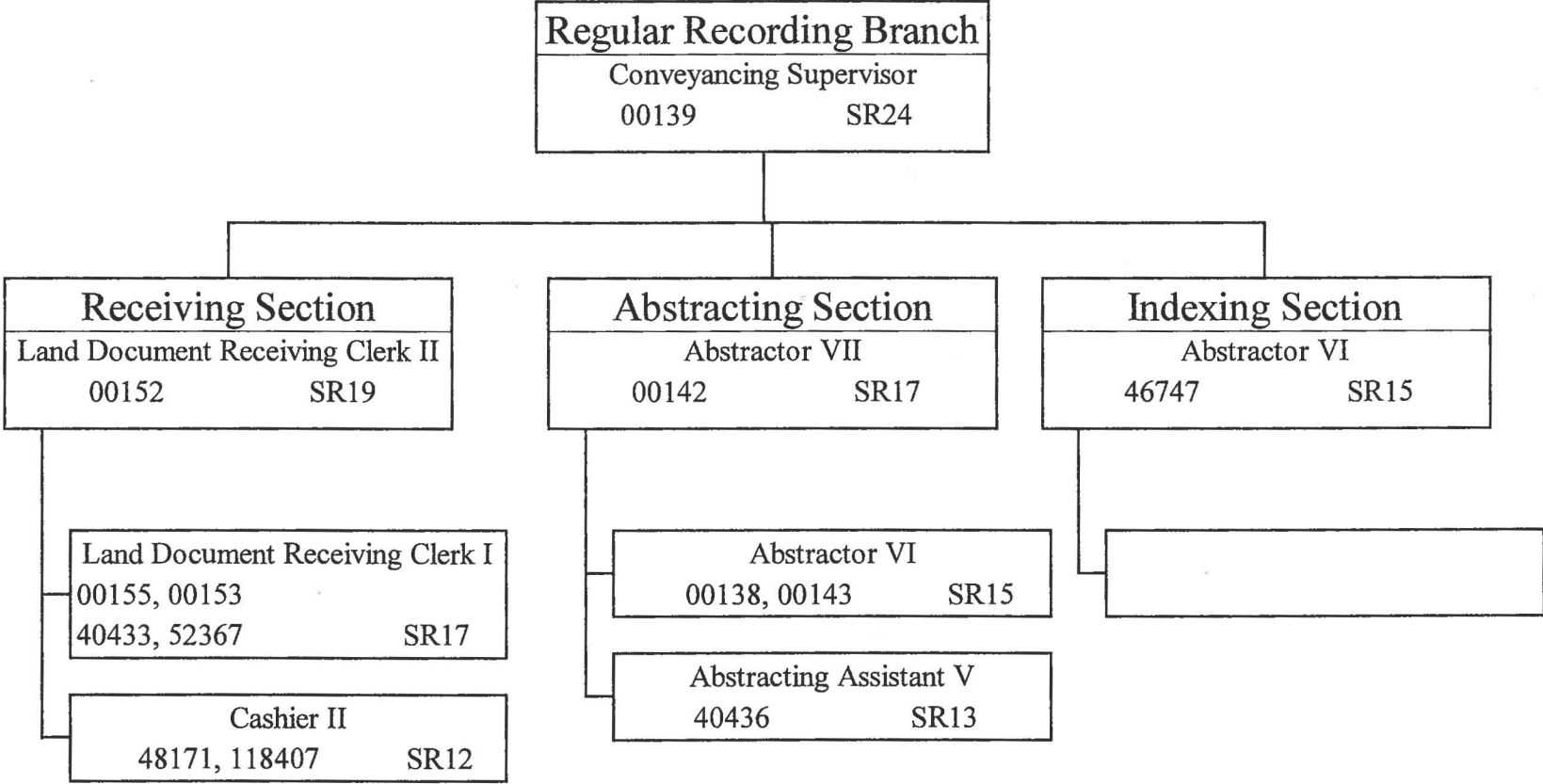
State of Hawaii
Land and Natural Resources
Bureau of Conveyances
Position Organization Chart



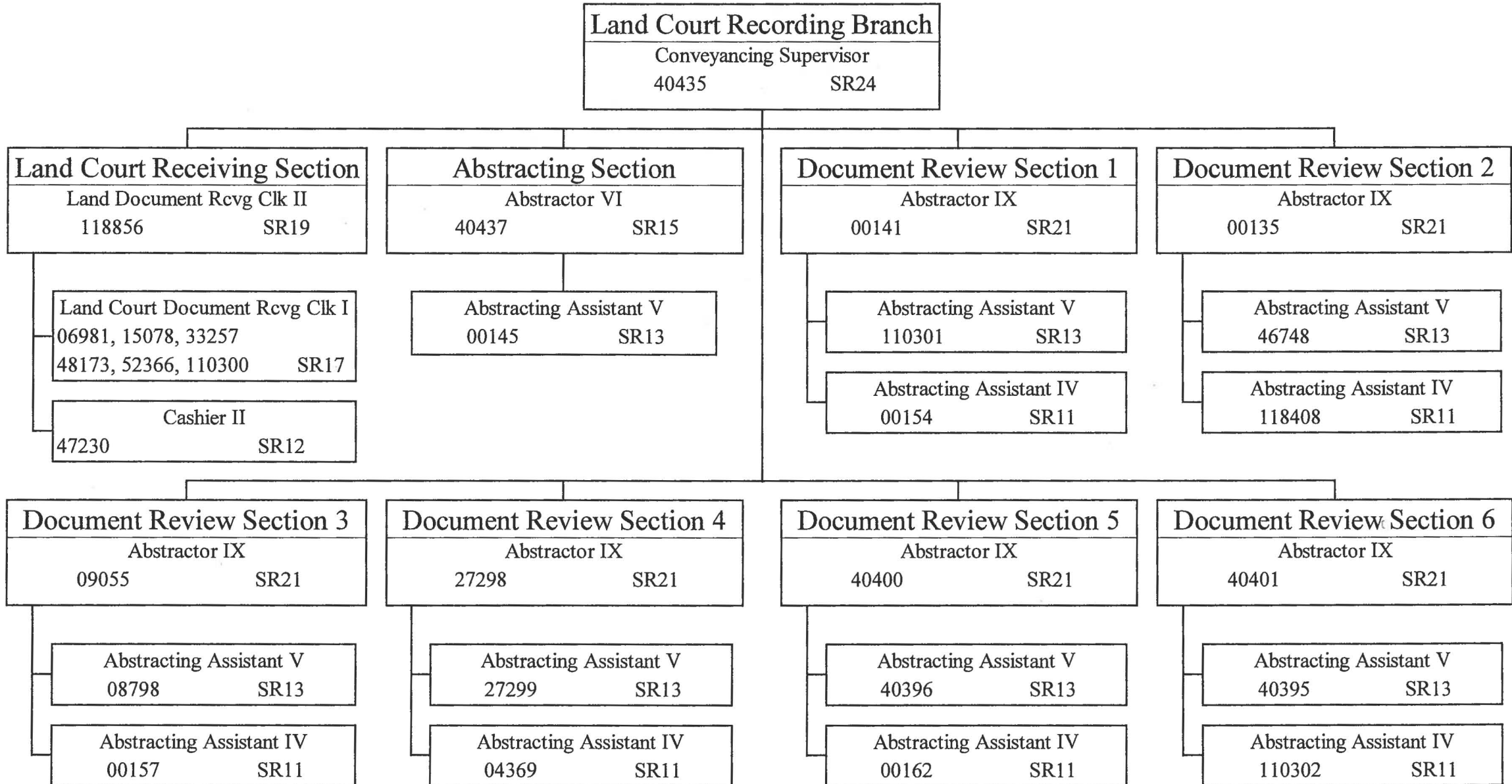
State of Hawaii
 Department of Land and Natural Resources
 Bureau of Conveyances
 Position Organization Chart



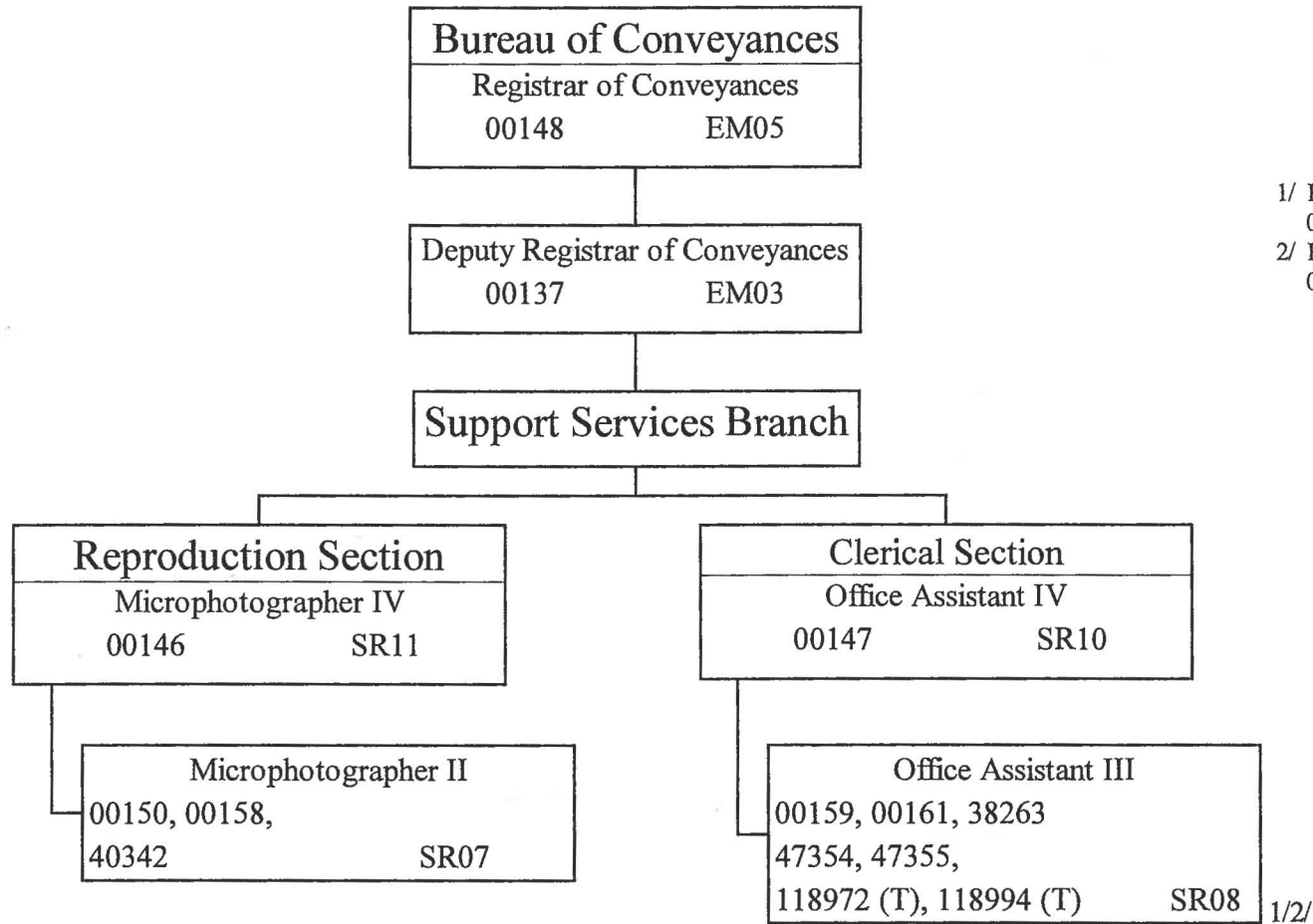
State of Hawaii
 Department of Land and Natural Resources
 Bureau of Conveyances
 Regular Recording Branch
 Position Organization Chart



State of Hawaii
 Department of Land and Natural Resources
 Bureau of Conveyances
 Land Court Recording Branch
 Position Organization Chart

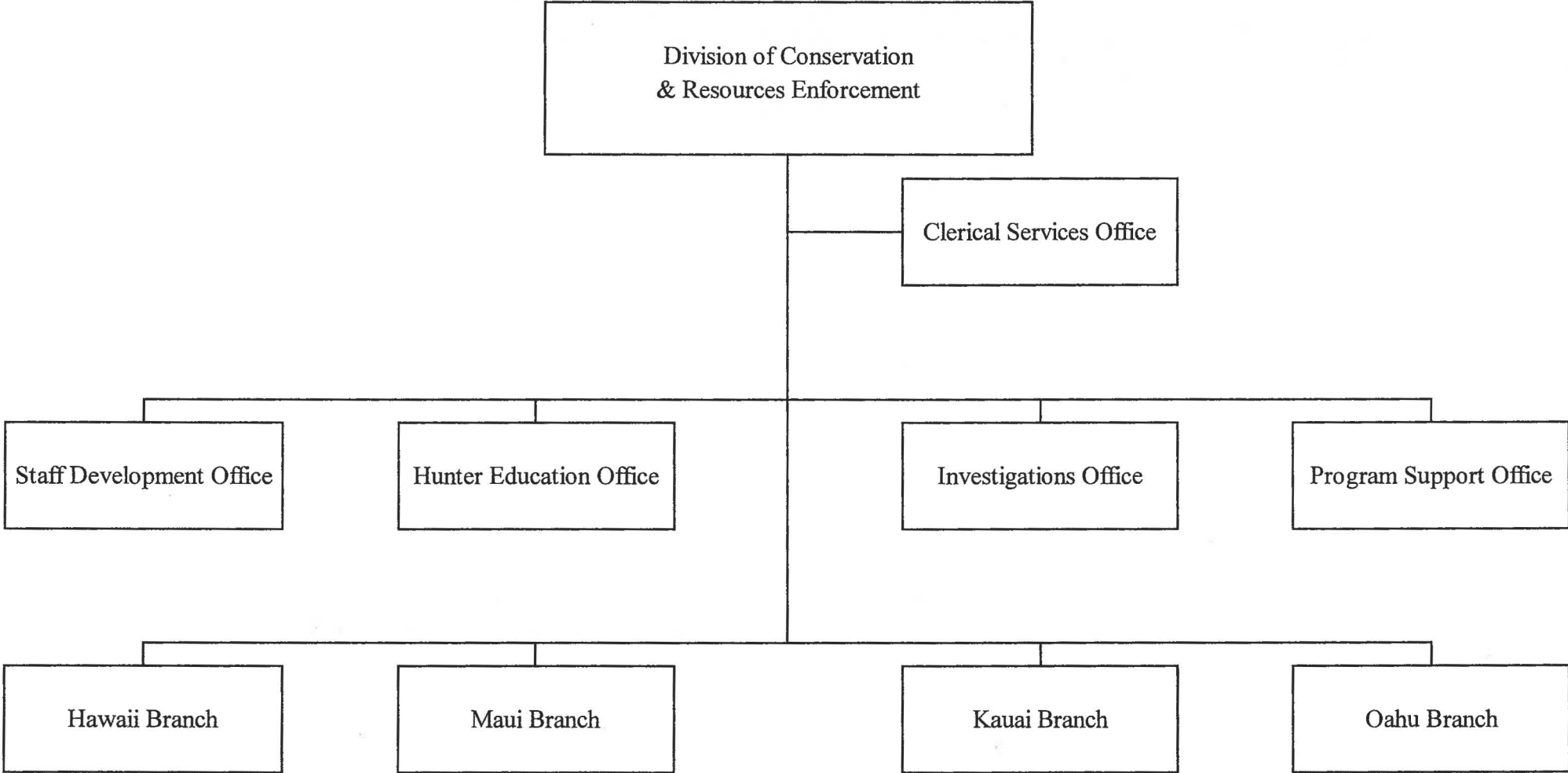


State of Hawaii
 Department of Land and Natural Resources
 Bureau of Conveyances
 Support Services Branch
 Position Organization Chart

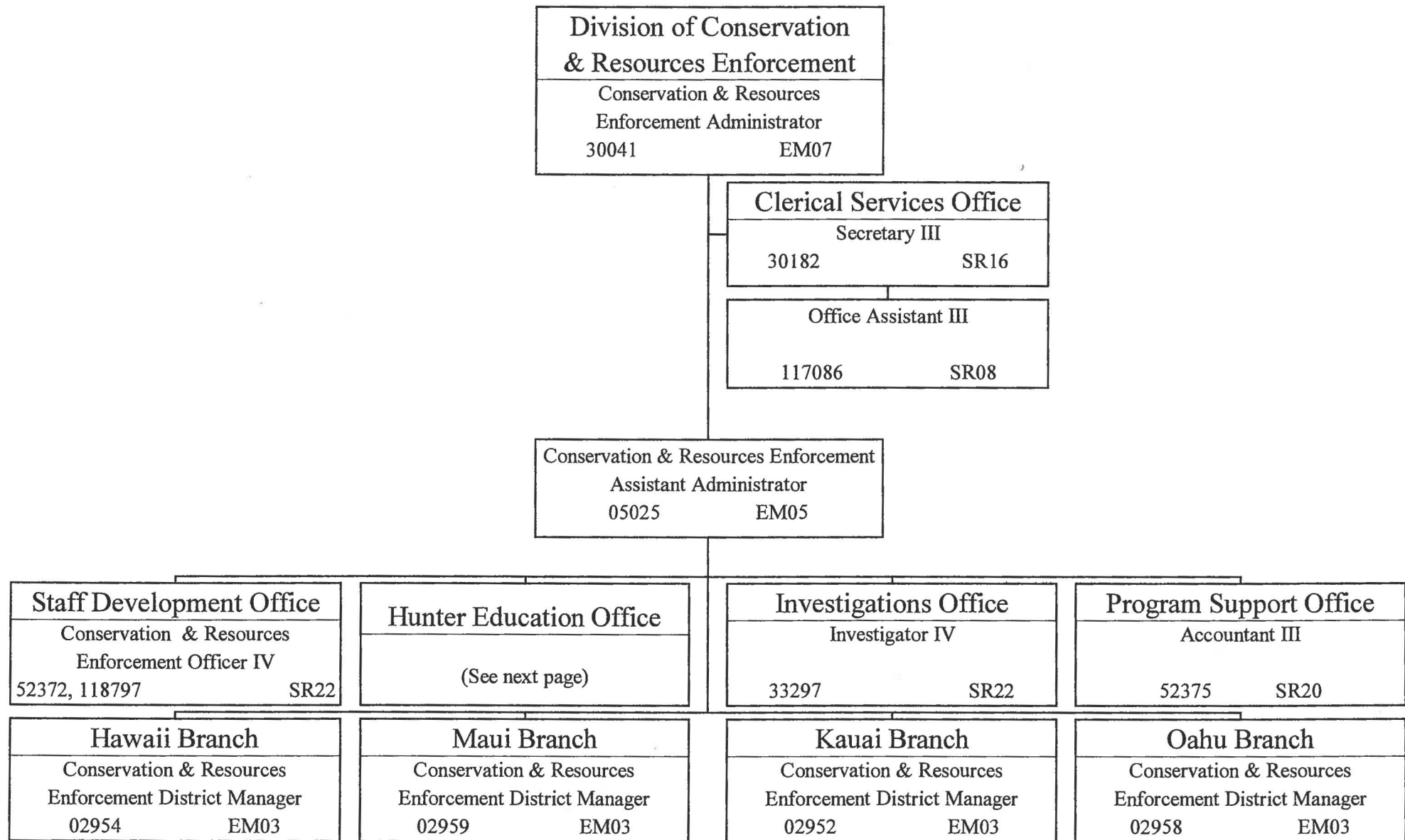


1/ Pos. 118972 (T) budgeted temp posn NTE 06-30-13.
 2/ Pos. 118994 (T) budgeted temp posn NTE 06-30-10.

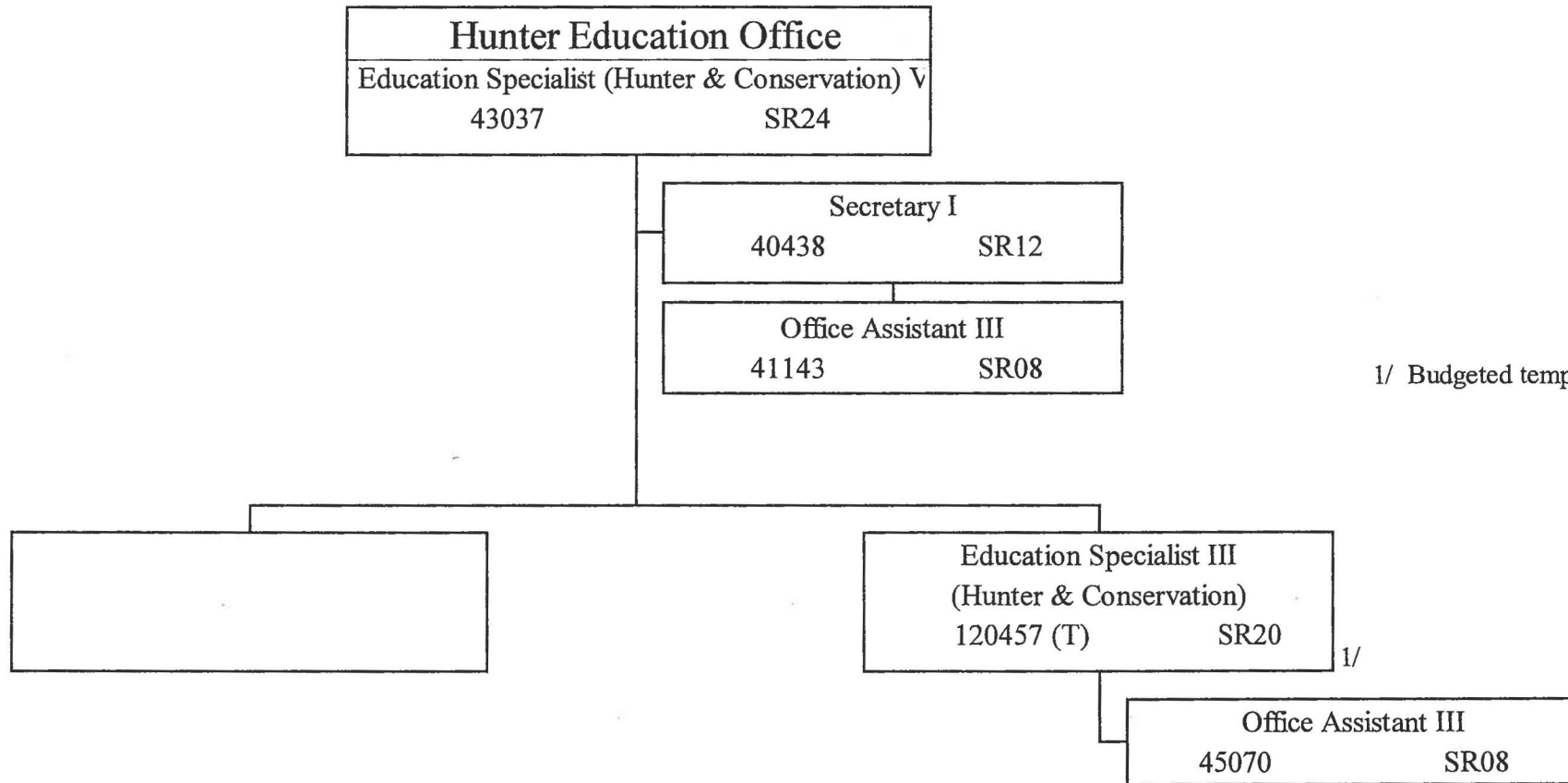
State of Hawaii
Department of Land and Natural Resources
Division of Conservation and Resources Enforcement
Position Organization Chart



State of Hawaii
 Department of Land and Natural Resources
 Division of Conservation and Resources Enforcement
 Administration and Staff Offices
 Position Organization Chart



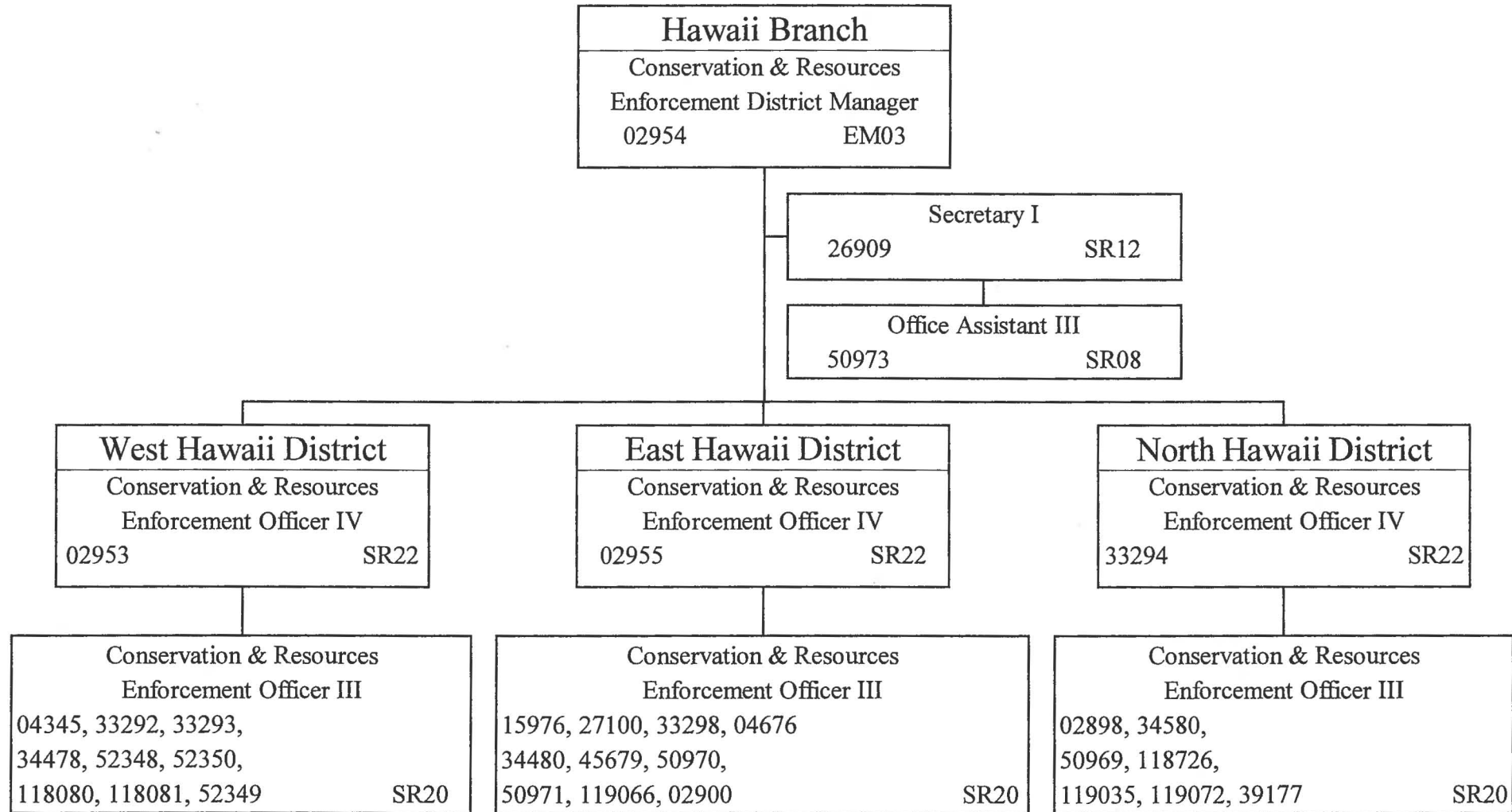
State of Hawaii
 Department of Land and Natural Resources
 Division of Conservation and Resources Enforcement
 Hunter Education Office
 Position Organization Chart



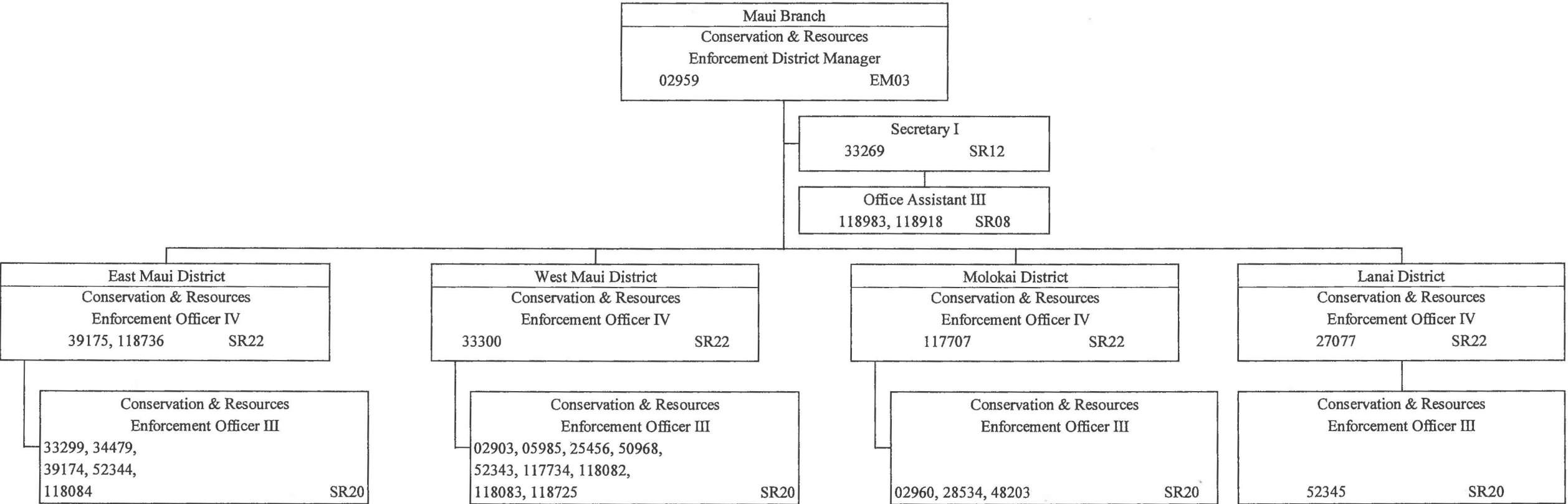
1/ Budgeted temp posn NTE 06-30-13.

1/

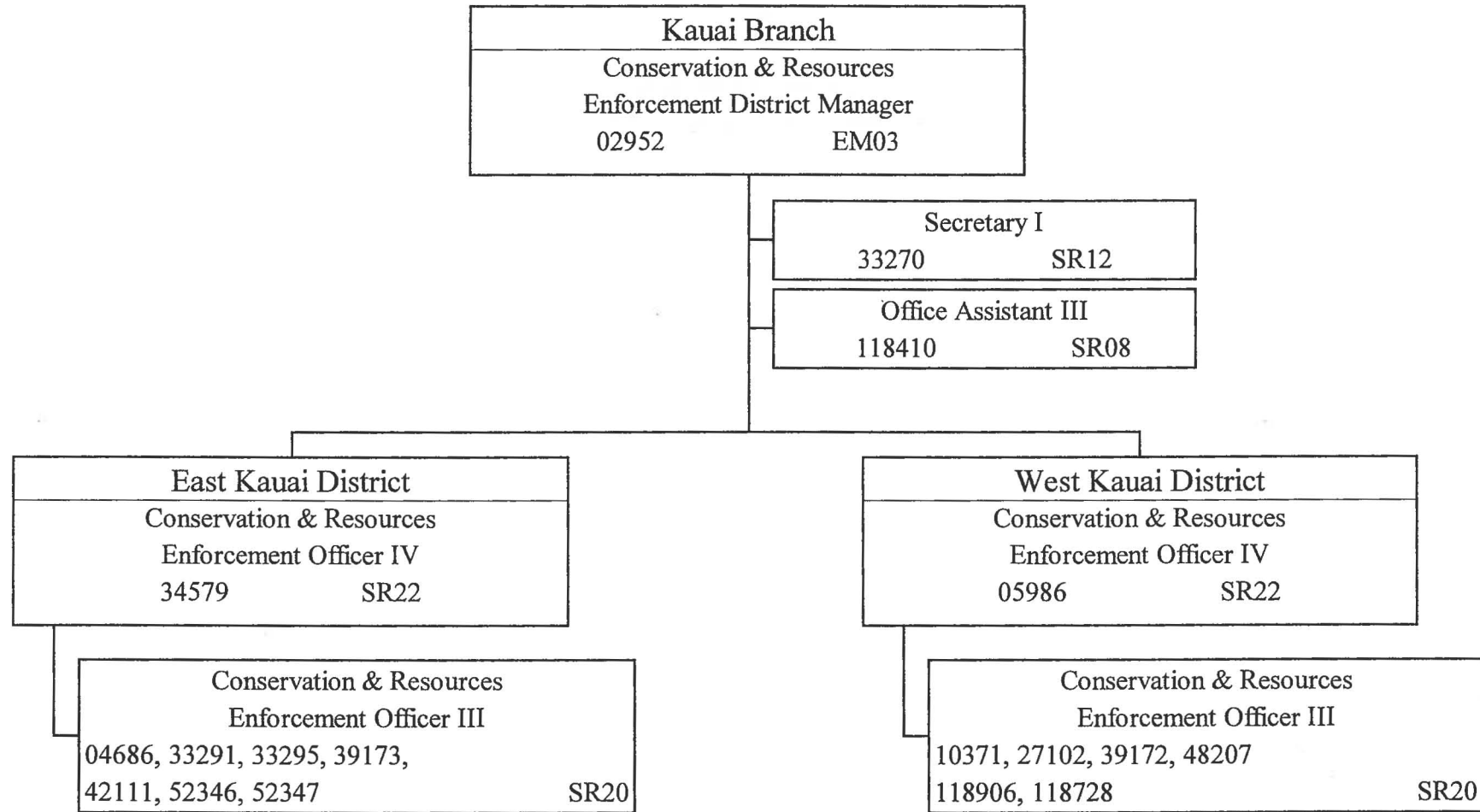
State of Hawaii
 Department of Land and Natural Resources
 Division of Conservation and Resources Enforcement
 Hawaii Branch
 Position Organization Chart



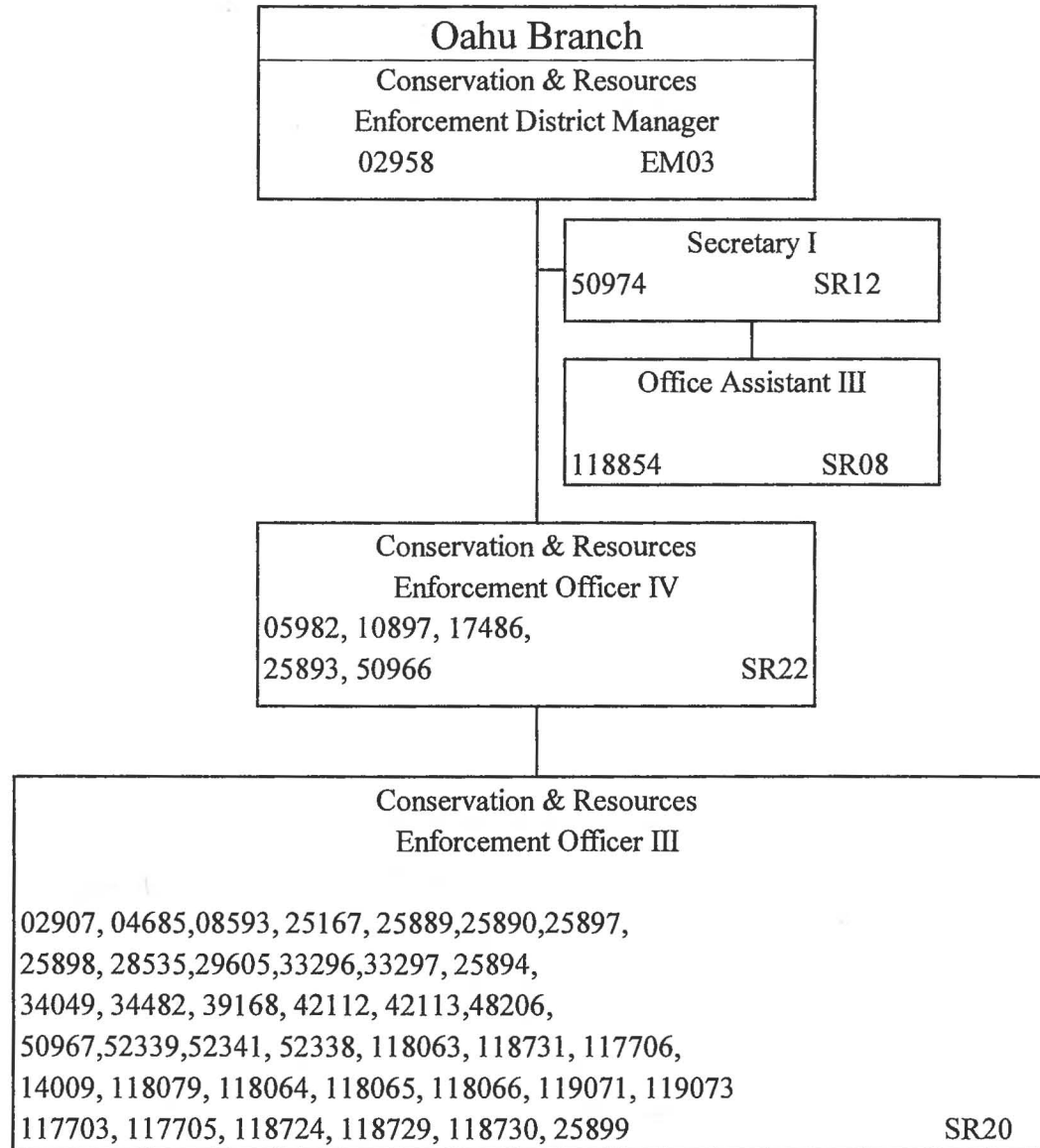
State of Hawaii
 Department of Land and Natural Resources
 Division of Conservation and Resources Enforcement
 Maui Branch
 Position Organization Chart



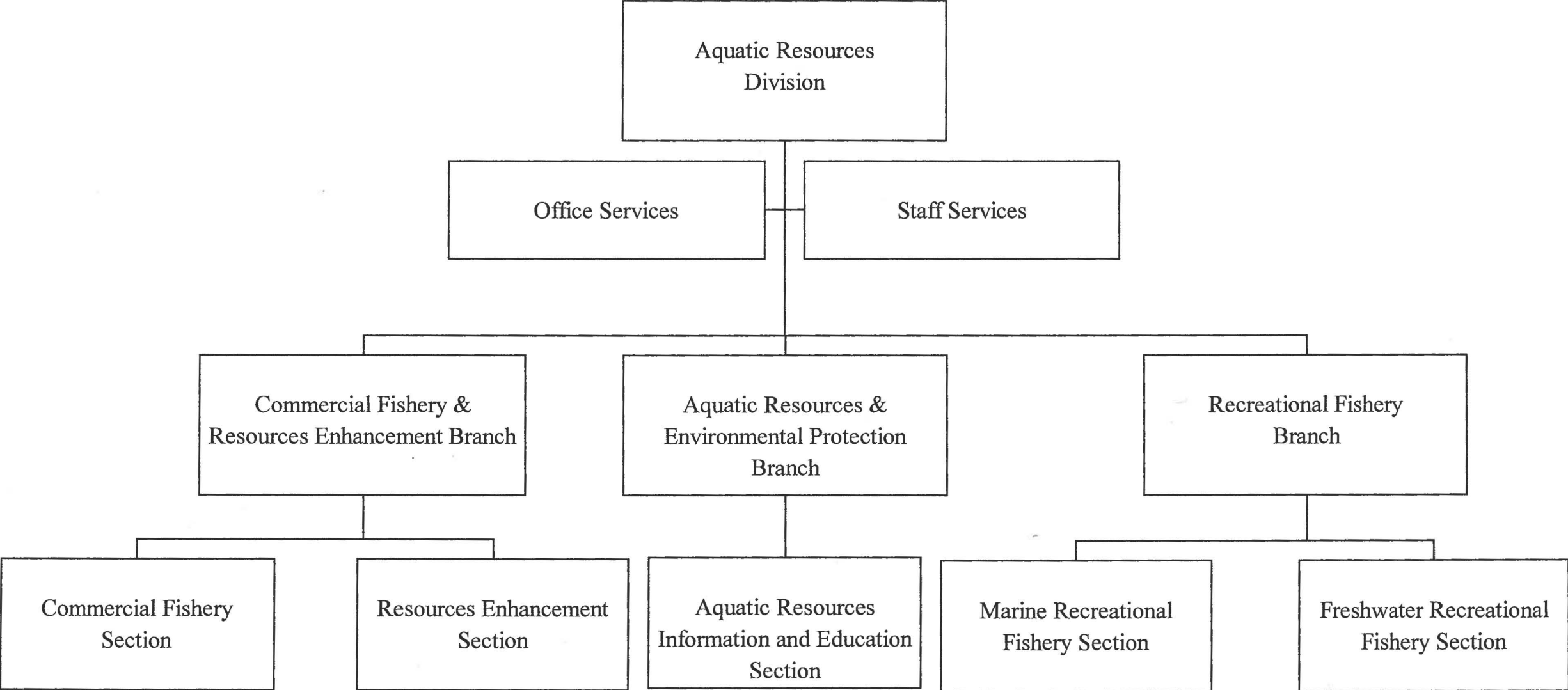
State of Hawaii
 Department of Land and Natural Resources
 Division of Conservation and Resources Enforcement
 Kauai Branch
 Position Organization Chart



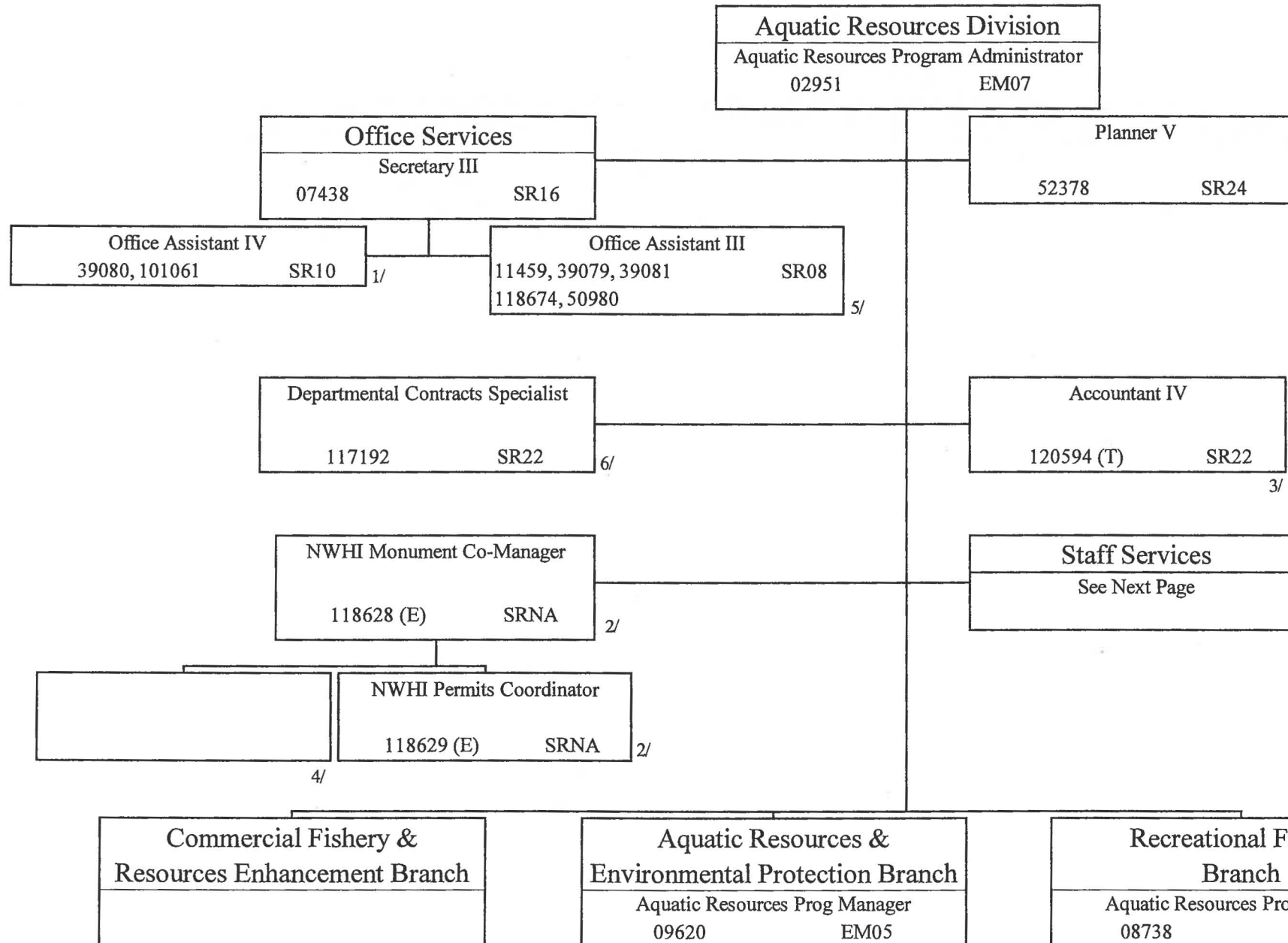
State of Hawaii
 Department of Land and Natural Resources
 Division of Conservation and Resources Enforcement
 Oahu Branch
 Position Organization Chart



State of Hawaii
Department of Land and Natural Resources
Aquatic Resources Division
Position Organization Chart

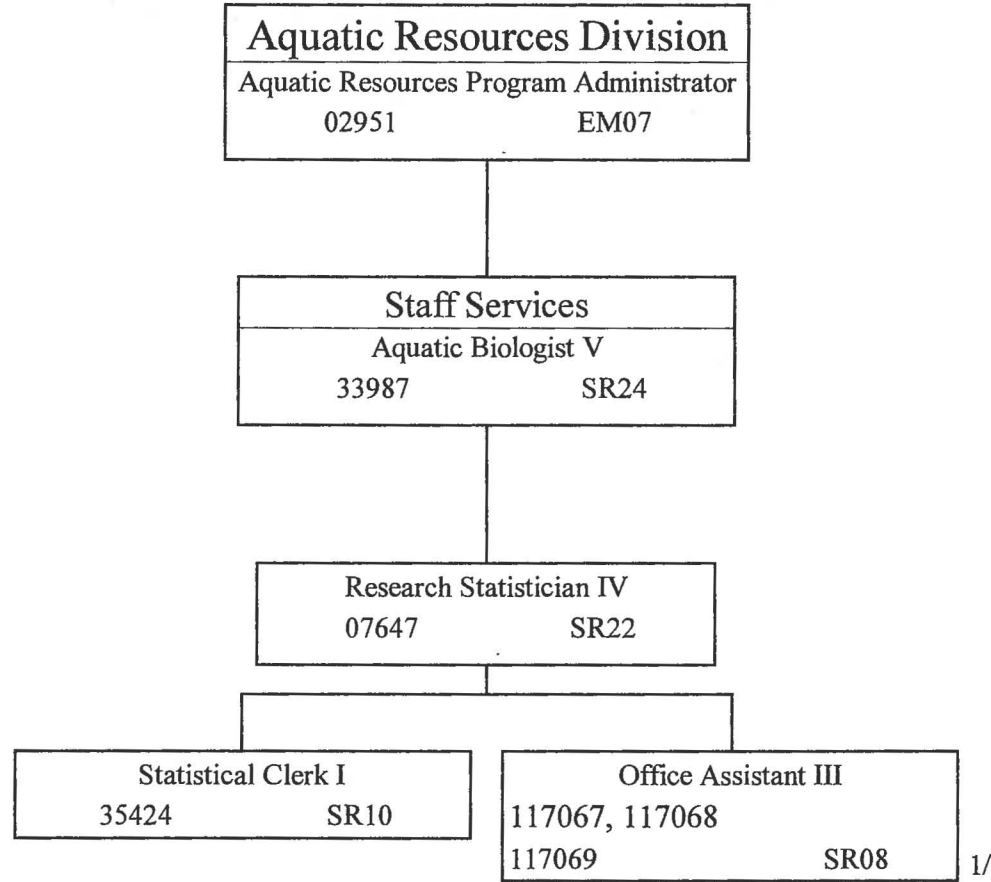


State of Hawaii
 Department of Land and Natural Resources
 Aquatic Resources Division
 Division Administration & Staff Offices
 Position Organization Chart



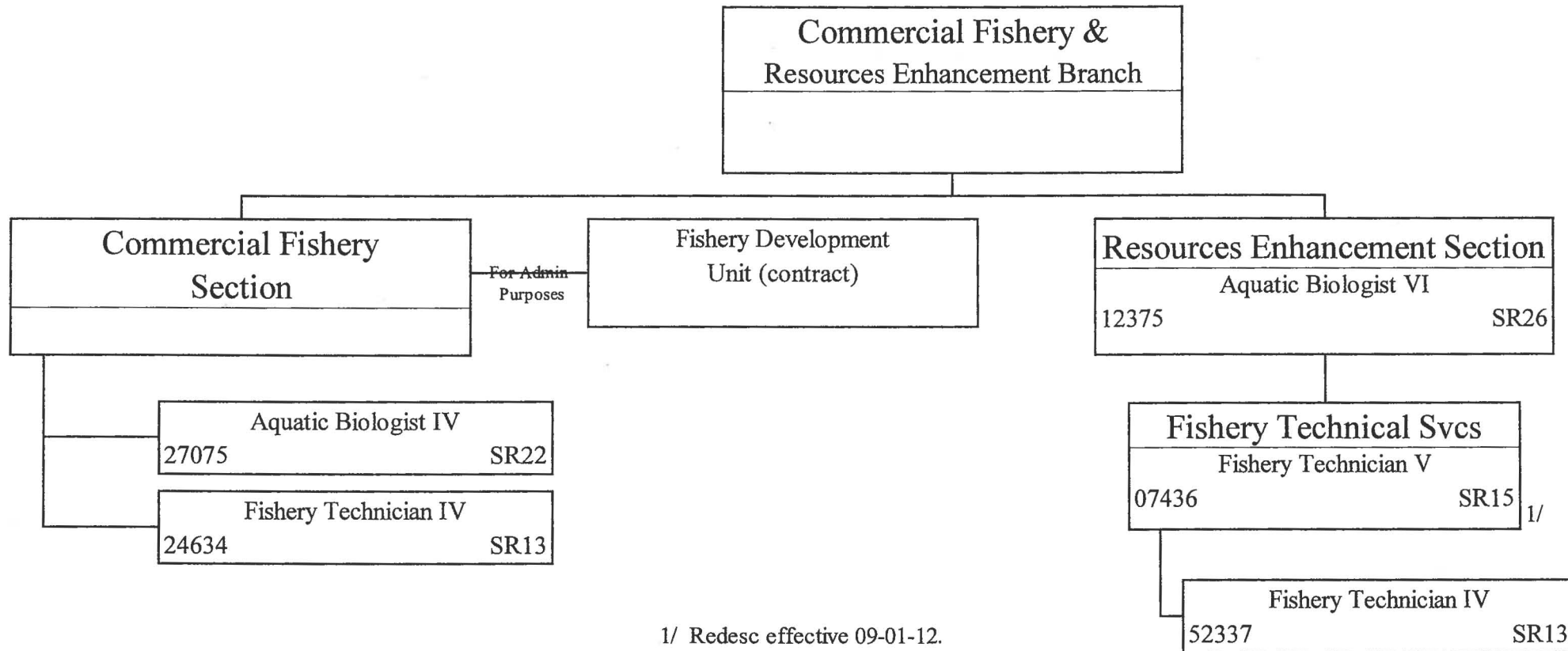
- 1/ Pos. 101061 converted from temporary to permanent effective 07-30-12 per Act 106, SLH 2012.
- 2/ Budgeted exempt posns NTE 06-30-13.
- 3/ Budgeted temp posn NTE 06-30-13.
- 4/ Pos. 119160 (E) abolished effective 07-02-12.
- 5/ Pos. 118674 converted from temporary to permanent effective 07-16-12 per Act 106, SLH 2012.
- 6/ Pos. 117192 converted from temporary to permanent effective 07-19-12 per Act 106, SLH 2012.

State of Hawaii
 Department of Land and Natural Resources
 Aquatic Resources Division
 Division Administration and Staff Offices
 Staff Services
 Position Organization Chart

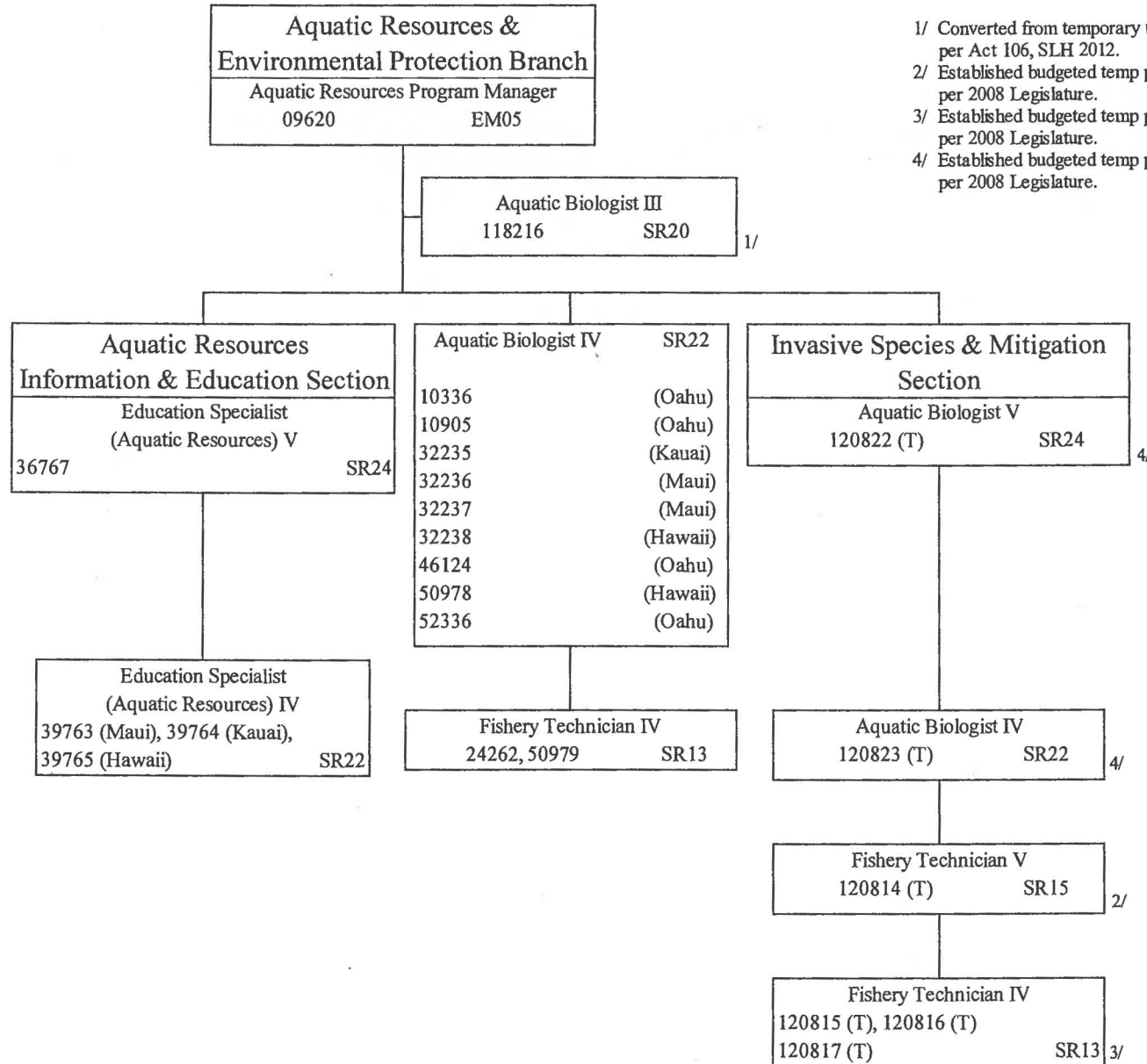


1/ Posns converted from temporary to permanent effective 07-30-12 per Act 106, SLH 2012.

State of Hawaii
 Department of Land and Natural Resources
 Aquatic Resources Division
 Commercial Fishery & Resources Enhancement Branch
 Position Organization Chart

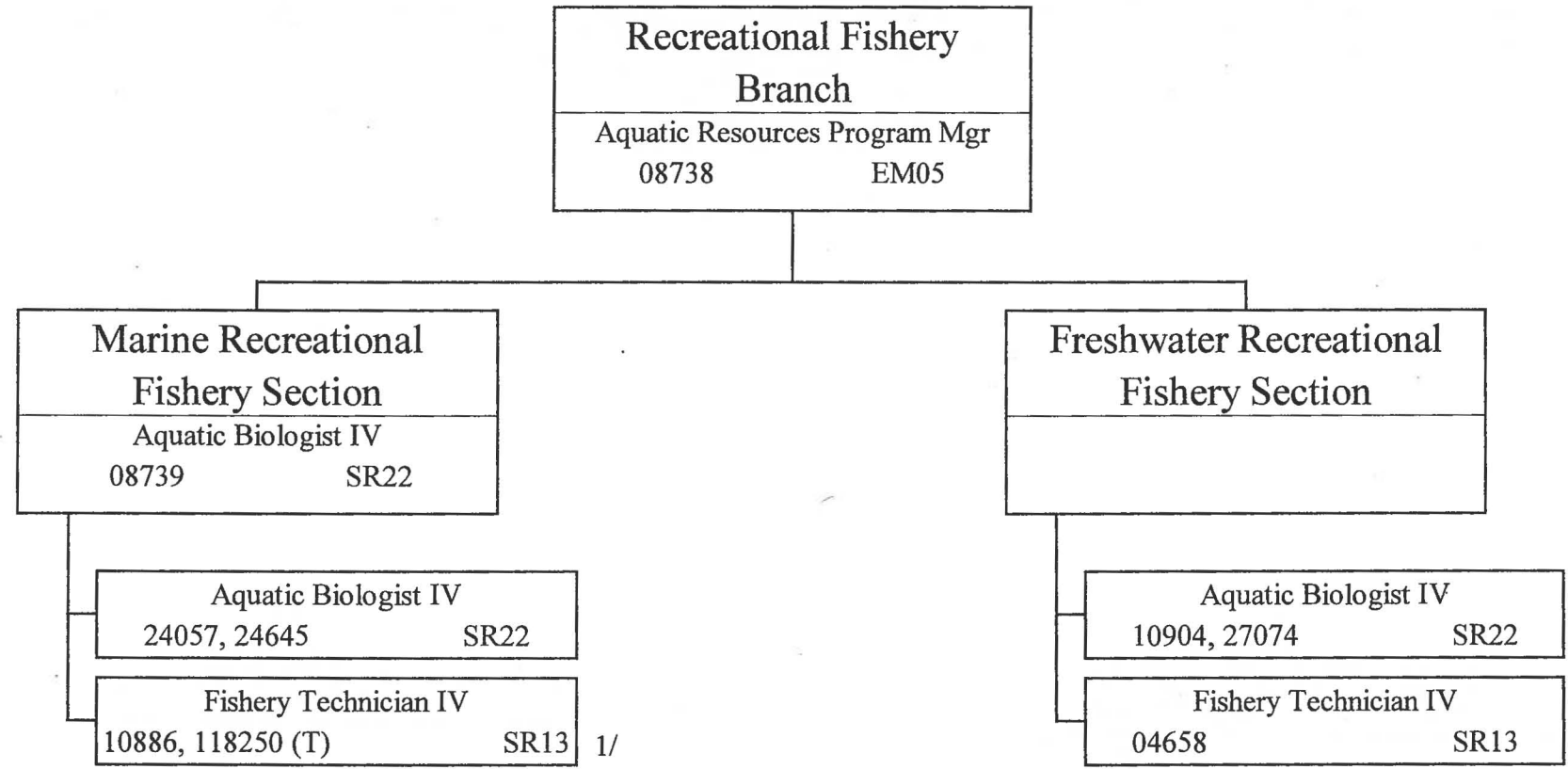


State of Hawaii
 Department of Land and Natural Resources
 Aquatic Resources Division
 Aquatic Resources & Environmental Protection Branch
 Position Organization Chart



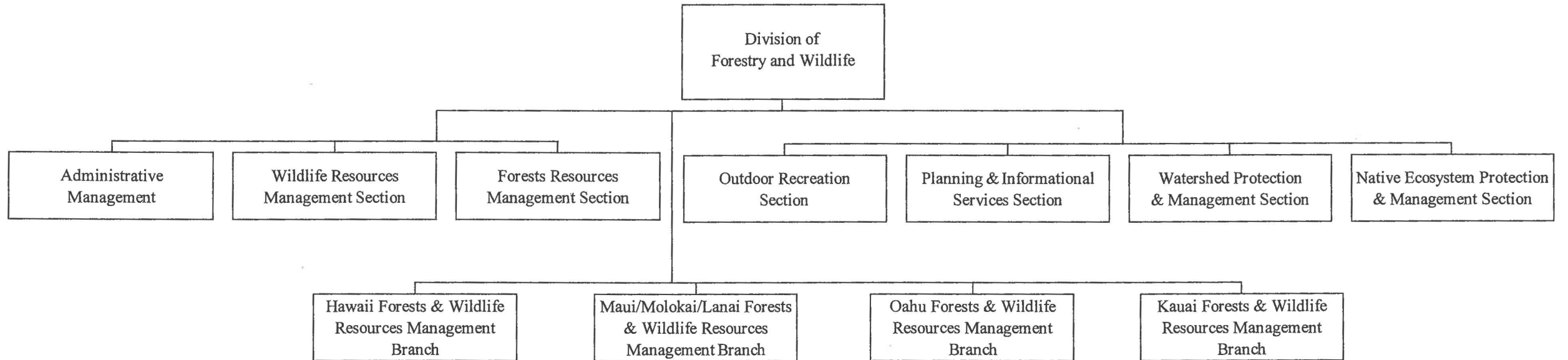
- 1/ Converted from temporary to permanent effective 07-01-12 per Act 106, SLH 2012.
- 2/ Established budgeted temp posns effective 12-06-12, NTE 06-30-13 per 2008 Legislature.
- 3/ Established budgeted temp posns effective 12-07-12, NTE 06-30-13 per 2008 Legislature.
- 4/ Established budgeted temp posns effective 12-10-12, NTE 06-30-13 per 2008 Legislature.

State of Hawaii
 Department of Land and Natural Resources
 Aquatic Resources Division
 Recreational Fishery Branch
 Position Organization Chart

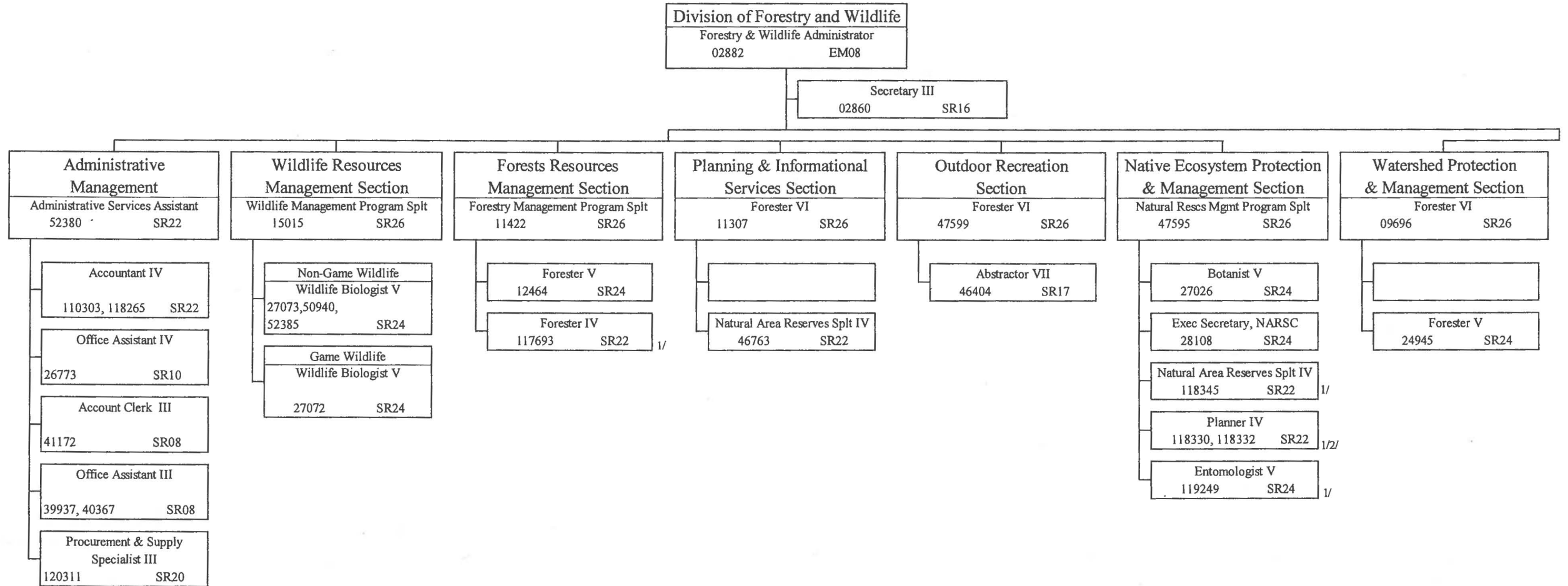


1/ Pos. 118250 (T) budgeted temp posn NTE 06-30-13.

State of Hawaii
Department of Land and Natural Resources
Division of Forestry and Wildlife
Position Organization Chart

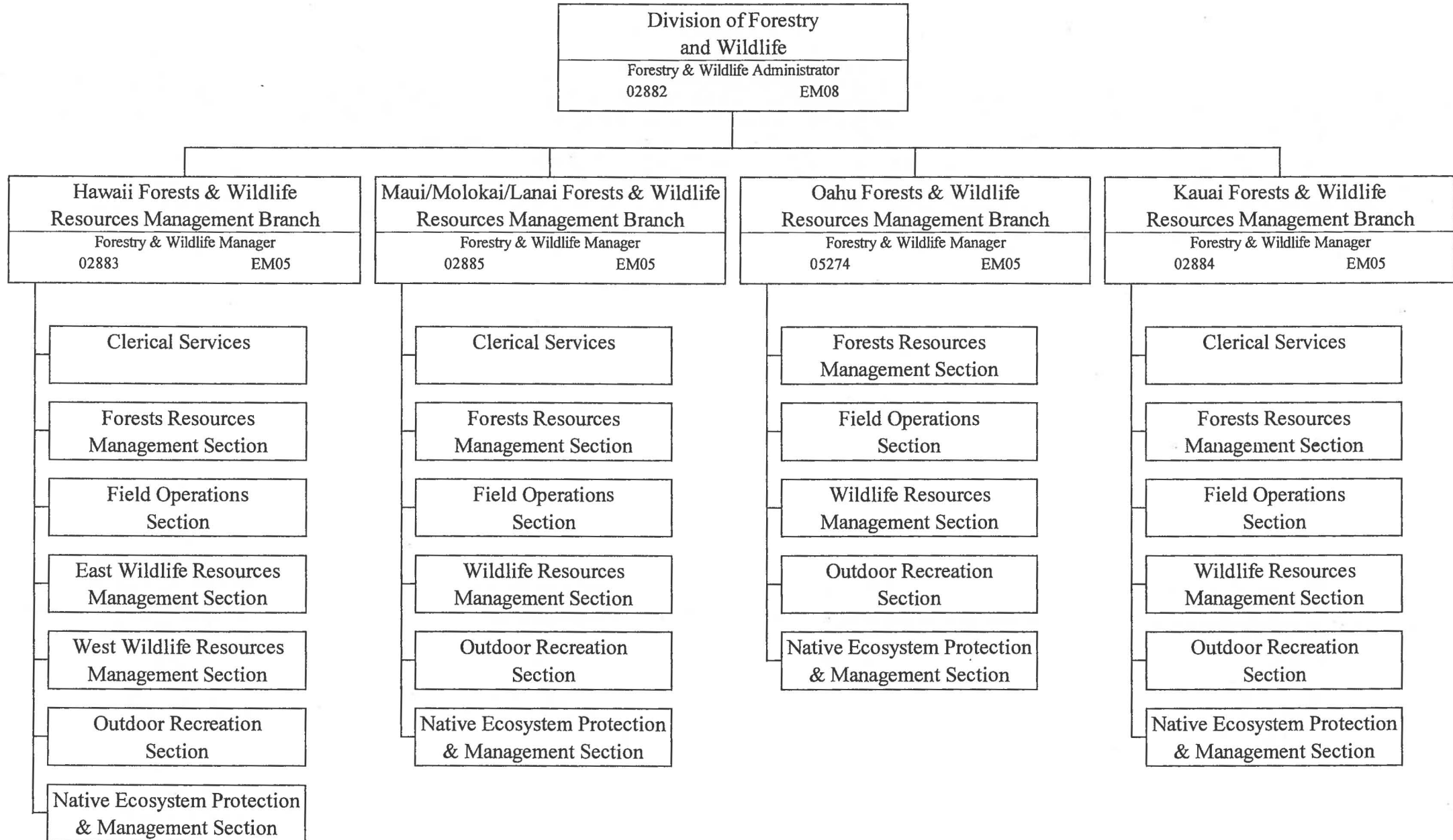


State of Hawaii
 Department of Land and Natural Resources
 Division of Forestry and Wildlife
 Administrative & Staff Support Services
 Position Organization Chart

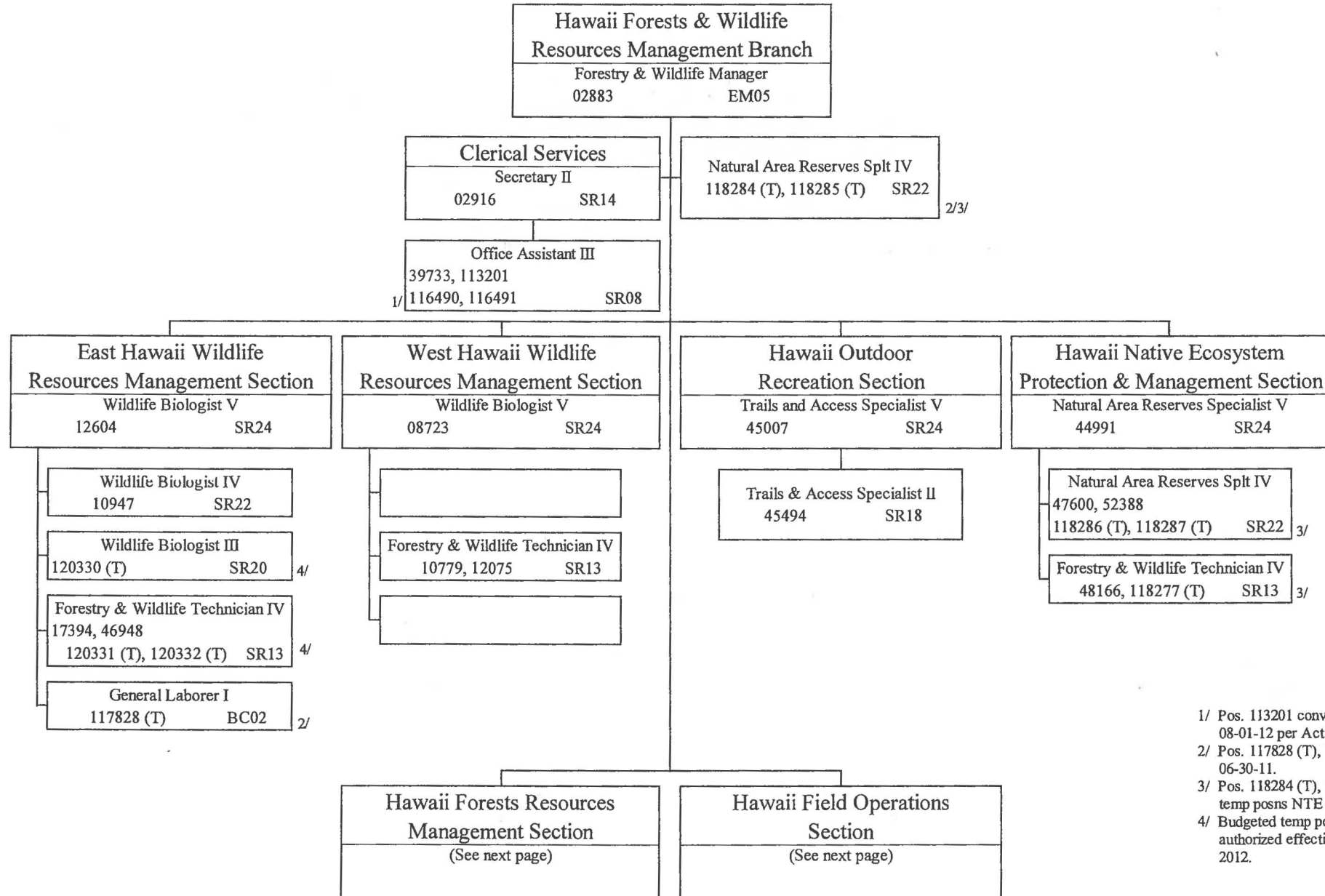


1/ Posns. 117693, 118345, 118332, 119249 converted from temporary to permanent effective 08-01-12 per Act 106, SLH 2012.
 2/ Pos. 118330 converted from temporary to permanent effective 07-01-12 per Act 106, SLH 2012.

State of Hawaii
 Department of Land and Natural Resources
 Division of Forestry and Wildlife
 Forests & Wildlife Resources Management Branches
 Position Organization Chart

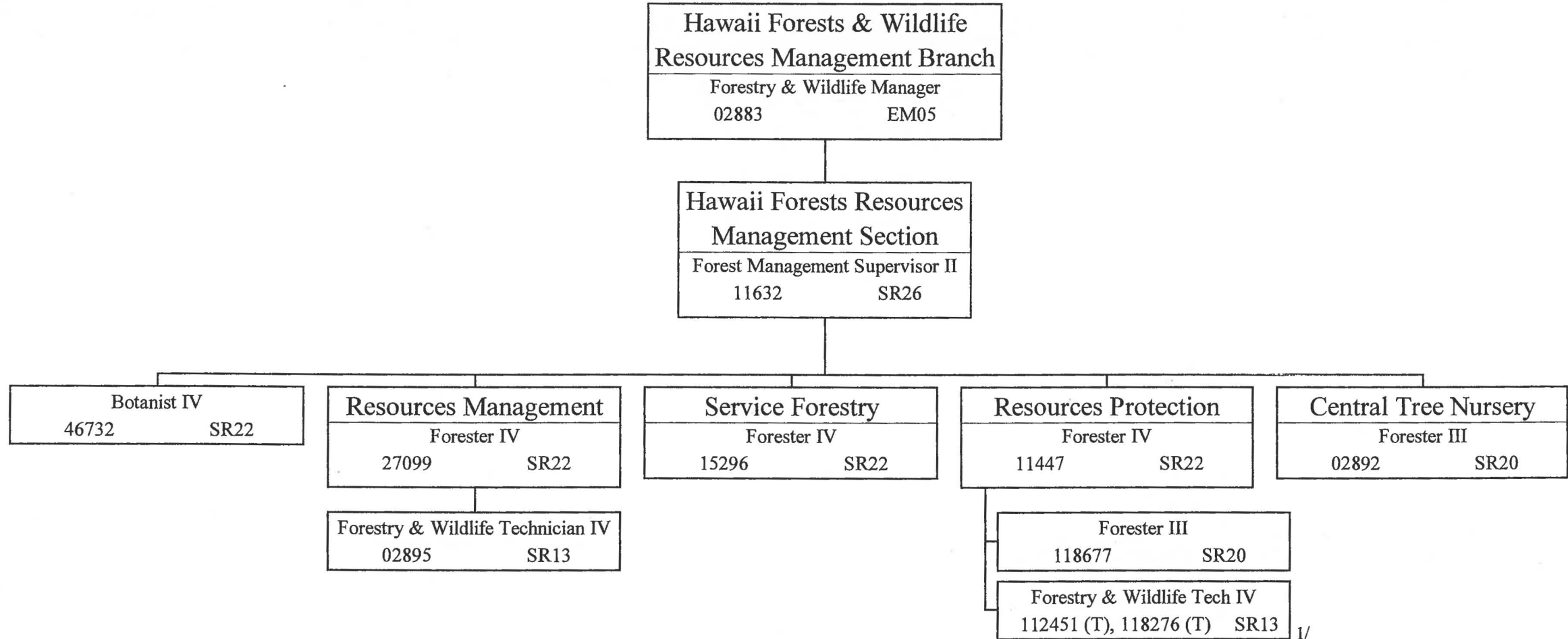


State of Hawaii
 Department of Land and Natural Resources
 Division of Forestry and Wildlife
 Hawaii Forests & Wildlife Resources Management
 Position Organization Chart



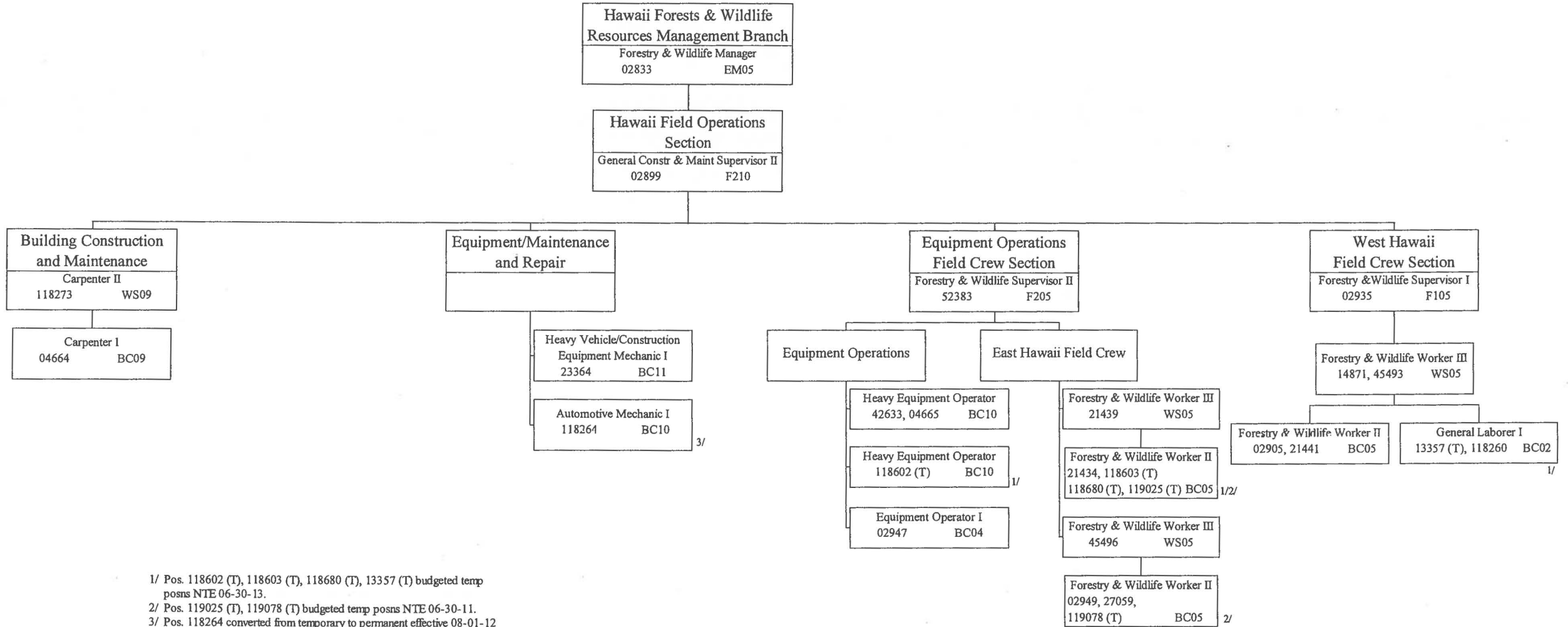
- 1/ Pos. 113201 converted from temporary to permanent effective 08-01-12 per Act 106, SLH 2012.
- 2/ Pos. 117828 (T), 118285 (T) budgeted temp posns NTE 06-30-11.
- 3/ Pos. 118284 (T), 118286 (T), 118287 (T), 118277 (T) budgeted temp posns NTE 06-30-13.
- 4/ Budgeted temp posns 120330 (T), 120331 (T), 120332 (T) authorized effective 07-01-12, NTE 06-30-16 per Act 106, SLH 2012.

State of Hawaii
 Department of Land and Natural Resources
 Division of Forestry and Wildlife
 Hawaii Forests & Wildlife Resources Management Branch
 Hawaii Forests Resources Management Section
 Position Organization Chart



1/ Pos. 112451 (T), 118276 (T) budgeted temp posns
 NTE 06-30-11.

State of Hawaii
 Department of Land and Natural Resources
 Division of Forestry & Wildlife
 Hawaii Forests & Wildlife Resources Management Branch
 Hawaii Field Operations Section
 Position Organization Chart



1/ Pos. 118602 (T), 118603 (T), 118680 (T), 13357 (T) budgeted temp posns NTE 06-30-13.
 2/ Pos. 119025 (T), 119078 (T) budgeted temp posns NTE 06-30-11.
 3/ Pos. 118264 converted from temporary to permanent effective 08-01-12 per Act 106, SLH 2012.

State of Hawaii
 Department of Land and Natural Resources
 Division of Forestry and Wildlife
 Maui/Molokai/Lanai Forests & Wildlife Resources Management Branch
 Position Organization Chart

Maui/Molokai/Lanai Forests & Wildlife Resources Management Branch	
Forestry & Wildlife Manager	
02885	EM05

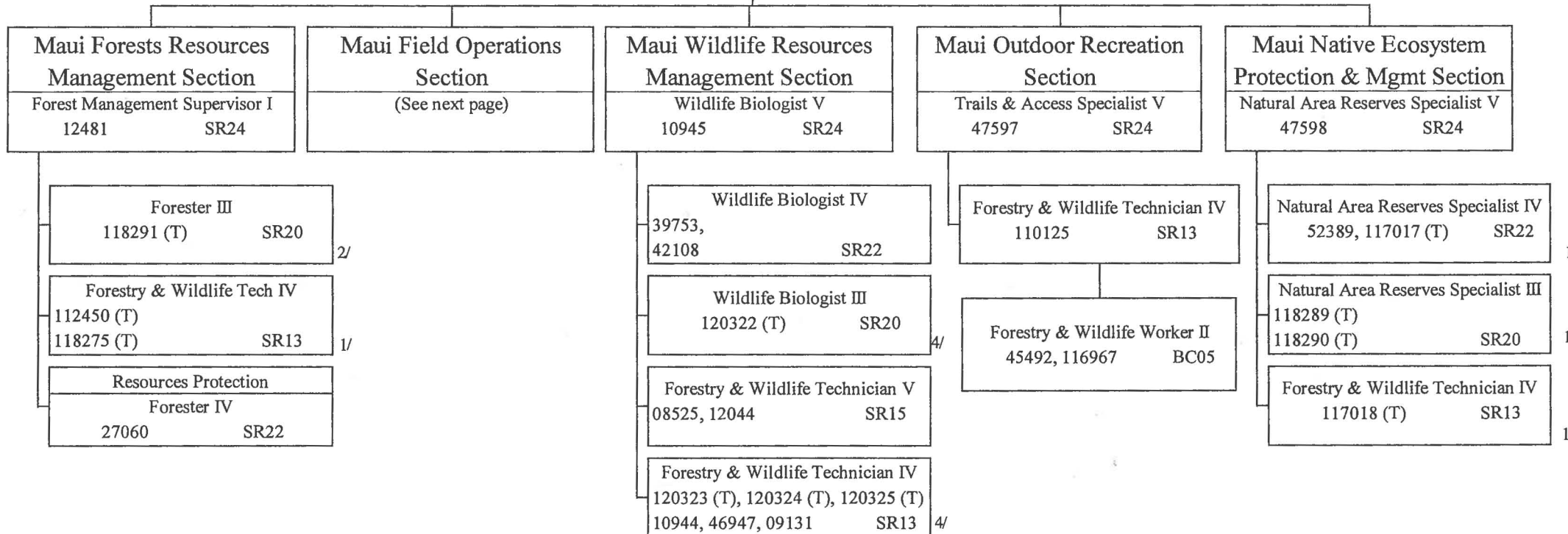
Clerical Services	
Secretary I	
02940	SR12

Account Clerk II	
38928	SR08

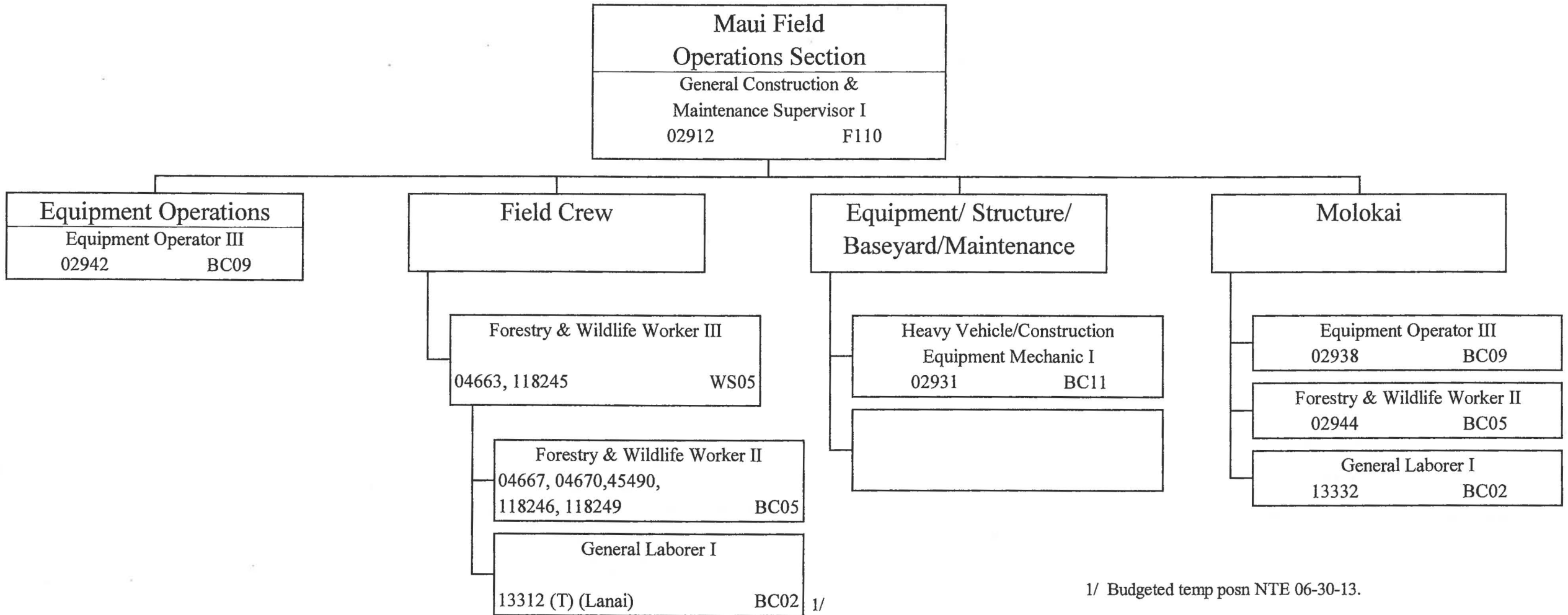
Office Assistant III	
118263	SR08

3/

- 1/ Pos. 112450 (T), 117018 (T), 118275 (T), 118289 (T), 118290 (T), 117017 (T) budgeted temp posns NTE 06-30-13.
- 2/ Pos. 118291 (T) budgeted temp posn NTE 06-30-11.
- 3/ Converted from temporary to permanent effective 07-01-12 per Act 106, SLH 2012.
- 4/ Budgeted temp posns 120322 (T), 120323 (T), 120324 (T), 120325 (T) authorized effective 07-01-12, NTE 06-30-16 per Act 106, SLH 2012.

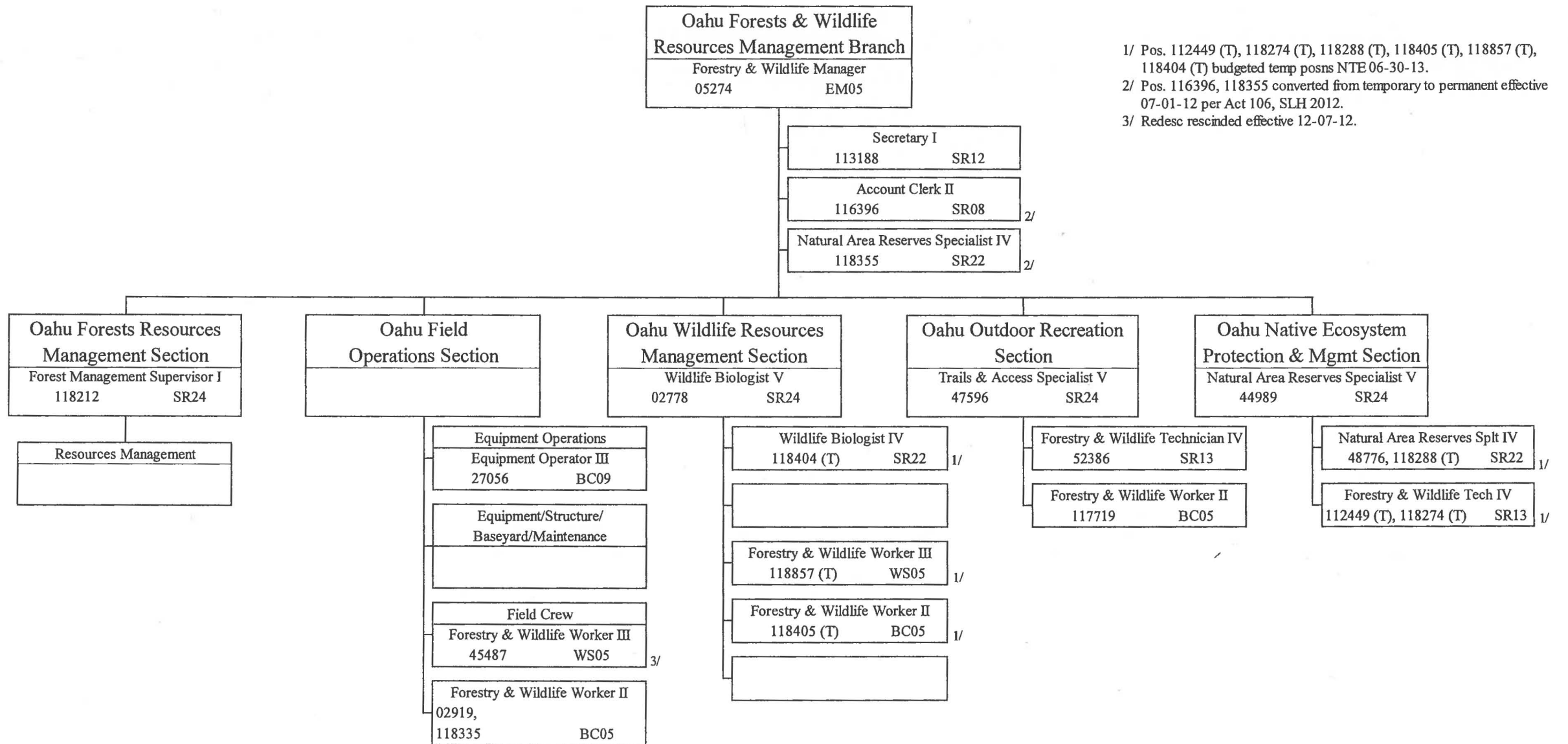


State of Hawaii
 Department of Land and Natural Resources
 Division of Forestry and Wildlife
 Maui/Molokai/Lanai Forests & Wildlife Resources Management Branch
 Maui Field Operations Section
 Position Organization Chart



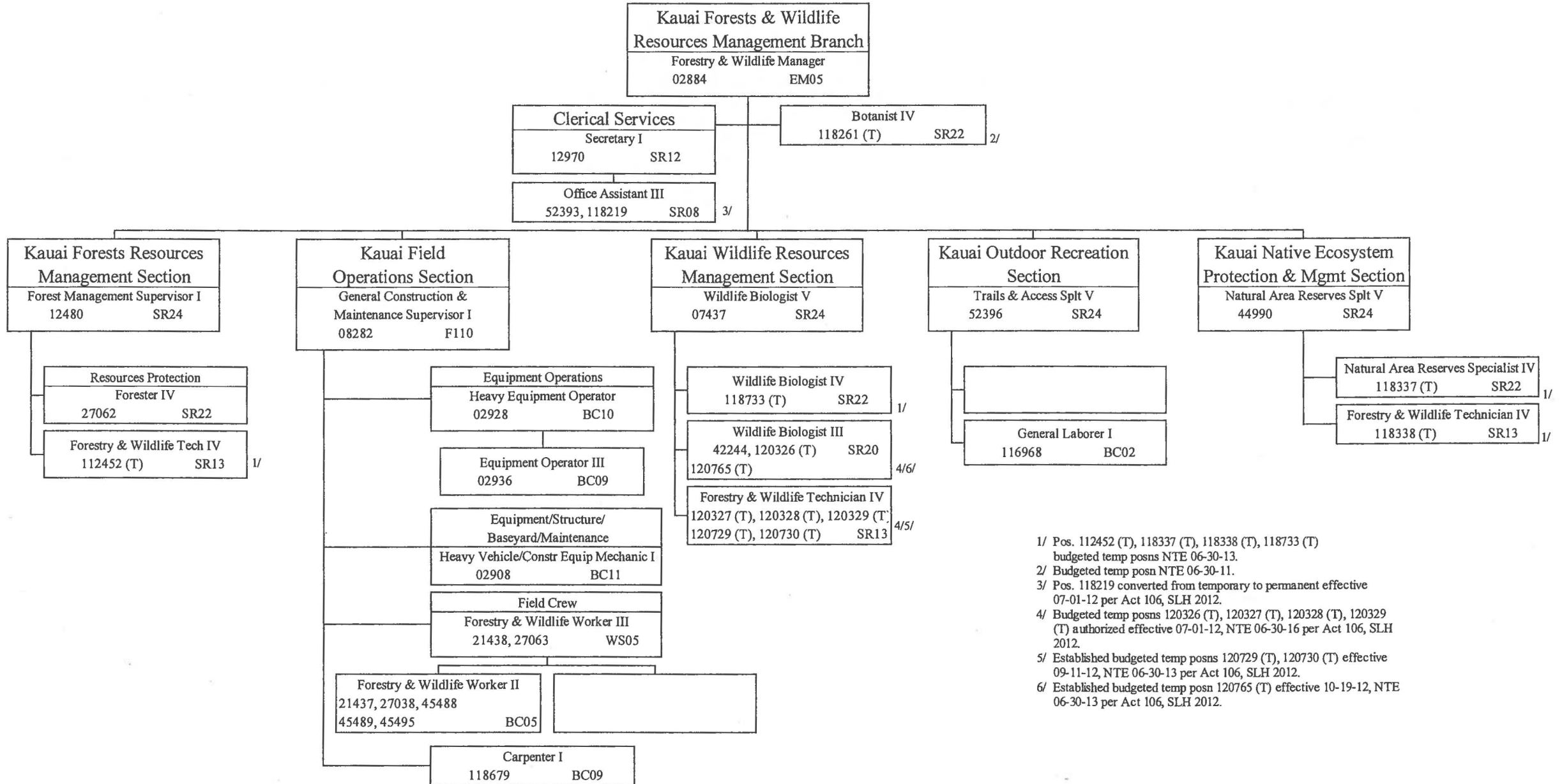
1/ Budgeted temp posn NTE 06-30-13.

State of Hawaii
 Department of Land and Natural Resources
 Division of Forestry and Wildlife
 Oahu Forests and Wildlife Resources Management Branch
 Position Organization Chart



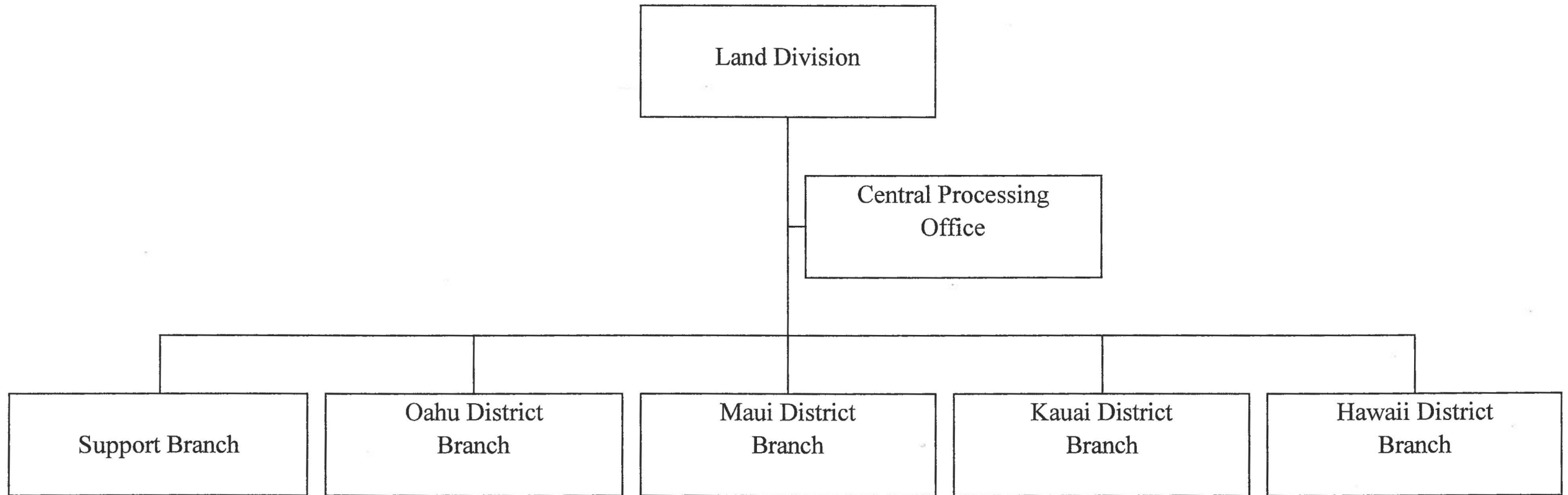
1/ Pos. 112449 (T), 118274 (T), 118288 (T), 118405 (T), 118857 (T), 118404 (T) budgeted temp posns NTE 06-30-13.
 2/ Pos. 116396, 118355 converted from temporary to permanent effective 07-01-12 per Act 106, SLH 2012.
 3/ Redesc rescinded effective 12-07-12.

State of Hawaii
 Department of Land and Natural Resources
 Division of Forestry and Wildlife
 Kauai Forests and Wildlife Resources Management Branch
 Position Organization Chart

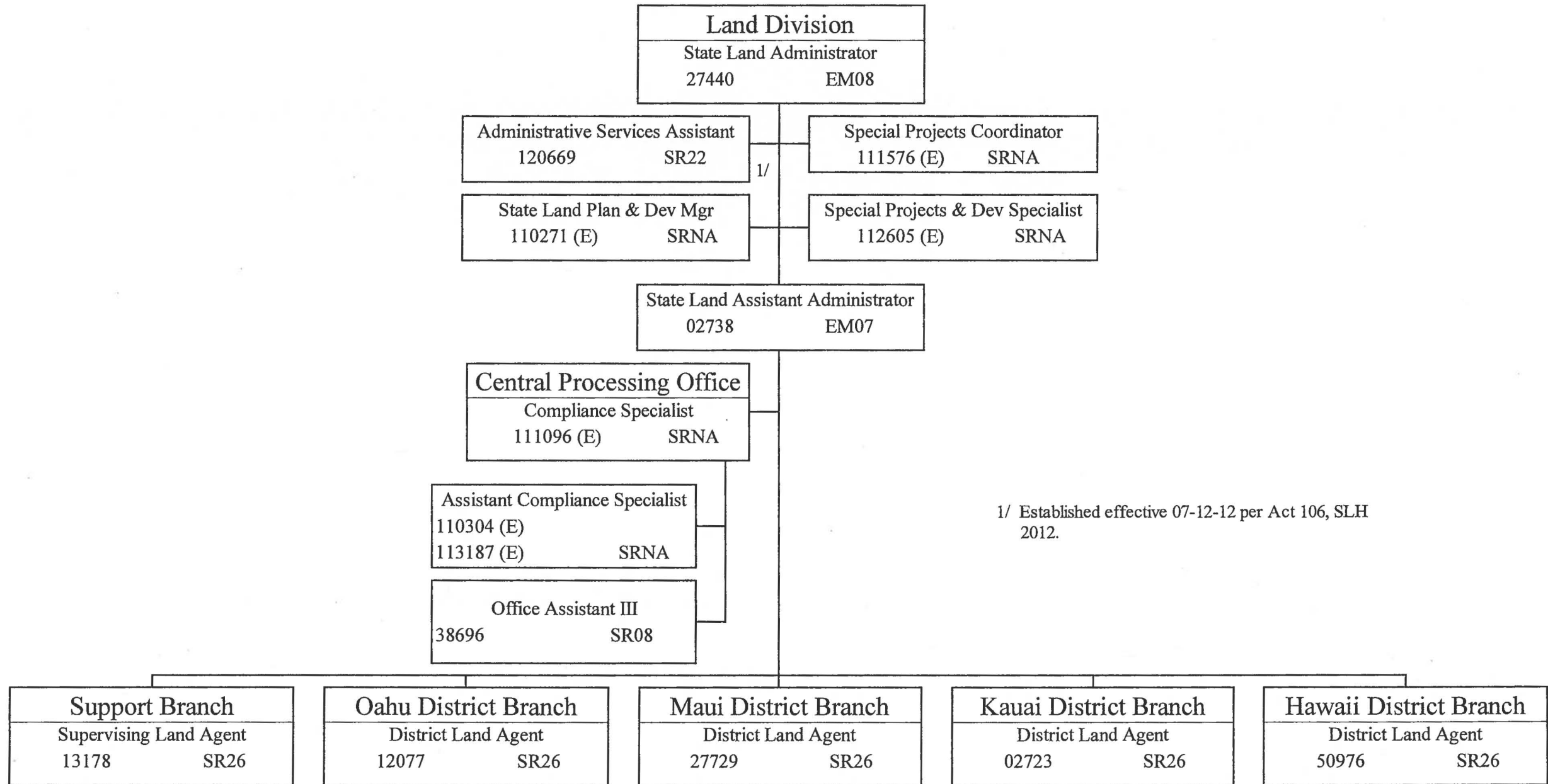


- 1/ Pos. 112452 (T), 118337 (T), 118338 (T), 118733 (T) budgeted temp posns NTE 06-30-13.
- 2/ Budgeted temp posn NTE 06-30-11.
- 3/ Pos. 118219 converted from temporary to permanent effective 07-01-12 per Act 106, SLH 2012.
- 4/ Budgeted temp posns 120326 (T), 120327 (T), 120328 (T), 120329 (T) authorized effective 07-01-12, NTE 06-30-16 per Act 106, SLH 2012.
- 5/ Established budgeted temp posns 120729 (T), 120730 (T) effective 09-11-12, NTE 06-30-13 per Act 106, SLH 2012.
- 6/ Established budgeted temp posn 120765 (T) effective 10-19-12, NTE 06-30-13 per Act 106, SLH 2012.

State of Hawaii
Department of Land and Natural Resources
Land Division
Position Organization Chart

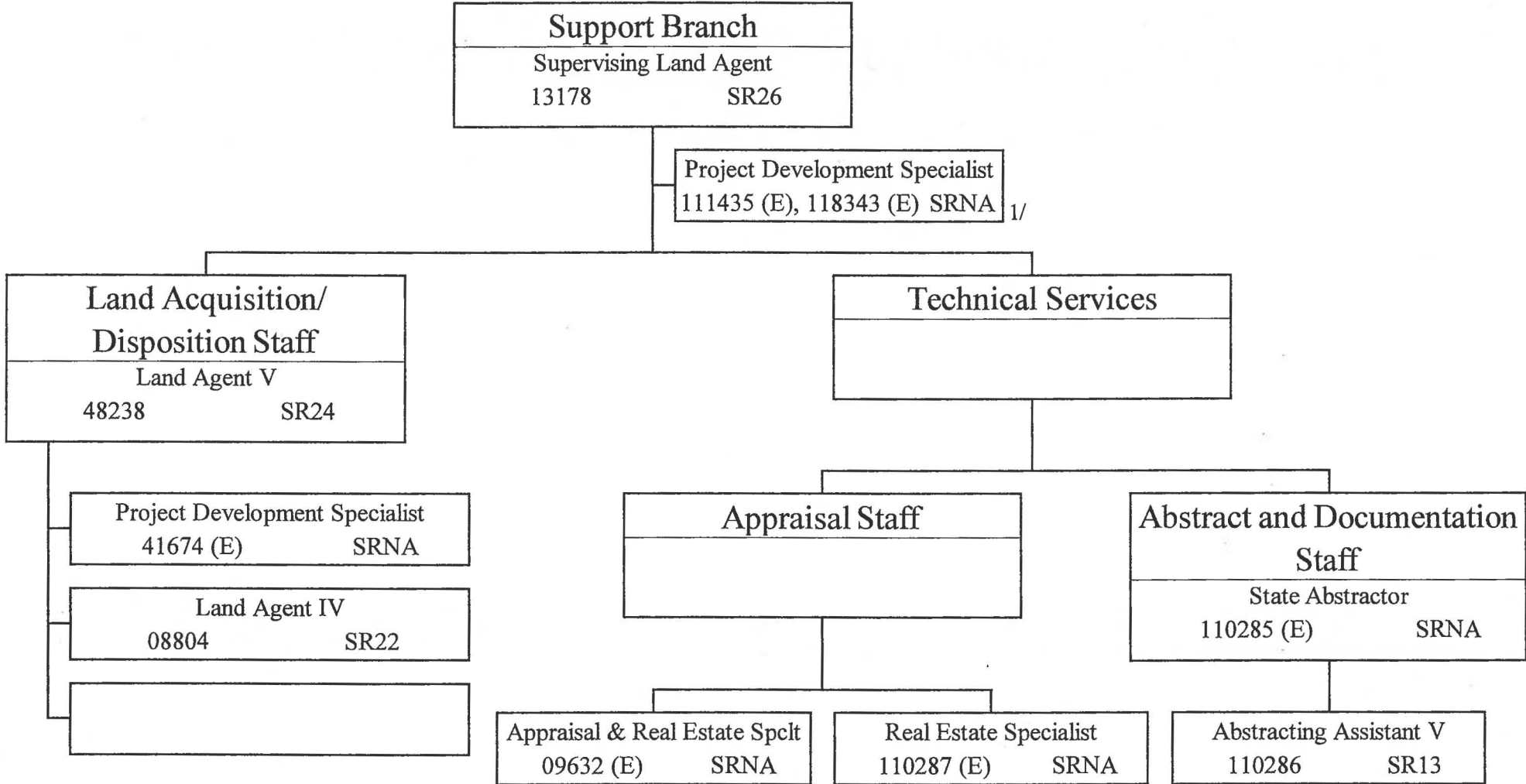


State of Hawaii
 Department of Land and Natural Resources
 Land Division
 Position Organization Chart



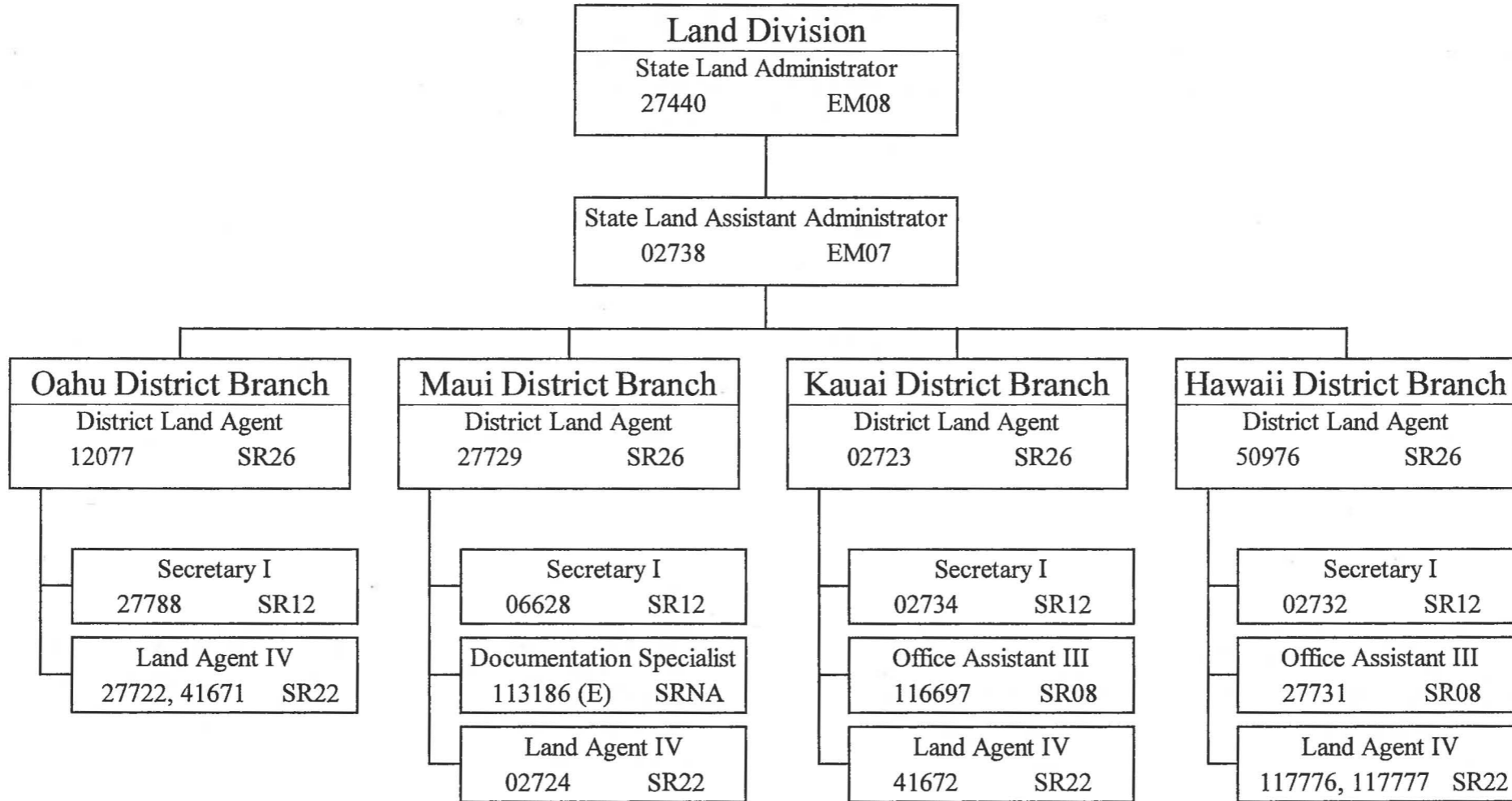
1/ Established effective 07-12-12 per Act 106, SLH 2012.

State of Hawaii
 Department of Land and Natural Resources
 Land Division
 Support Branch
 Position Organization Chart

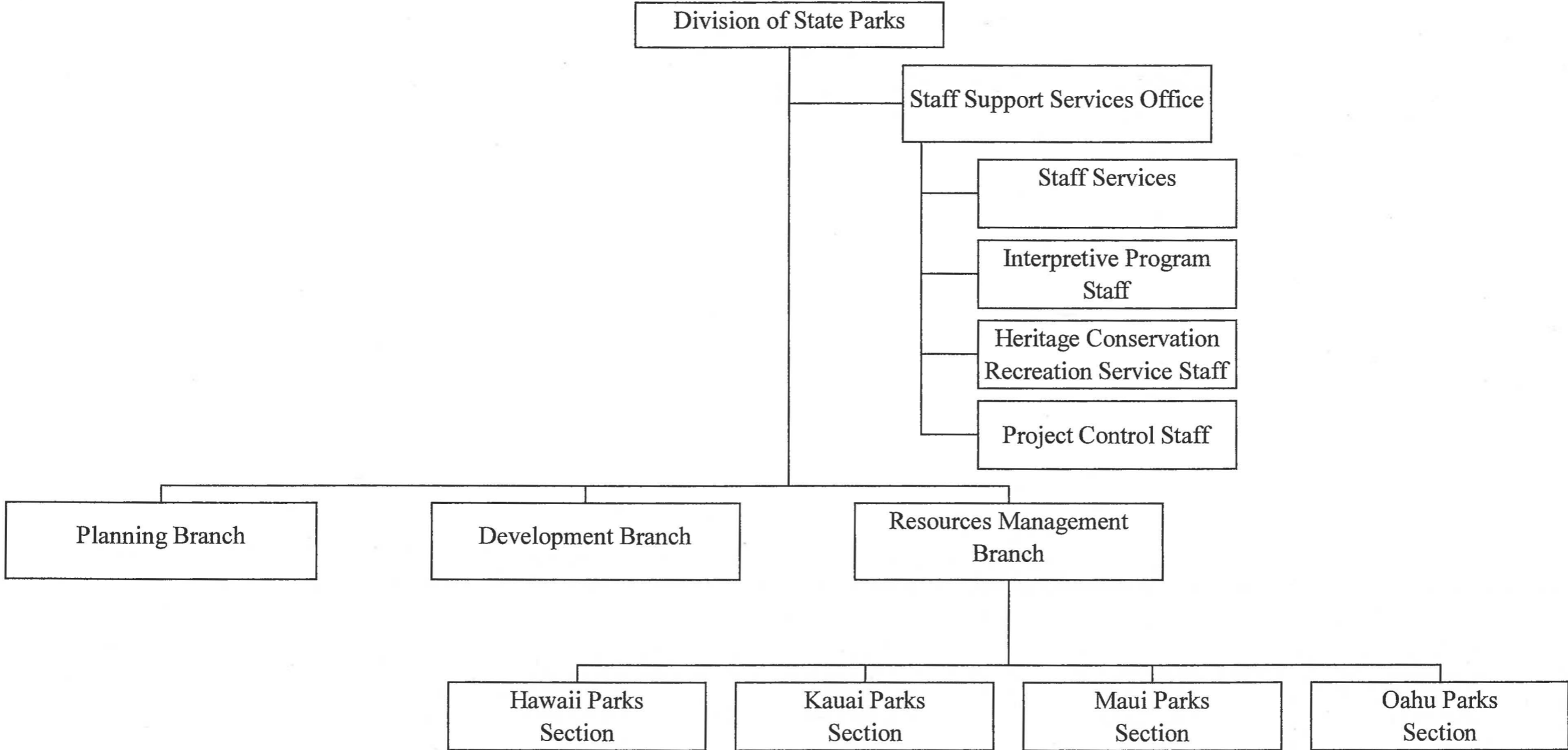


1/ Pos. 118343 (E) converted to permanent effective 07-01-12 per Act 106, SLH 2012.

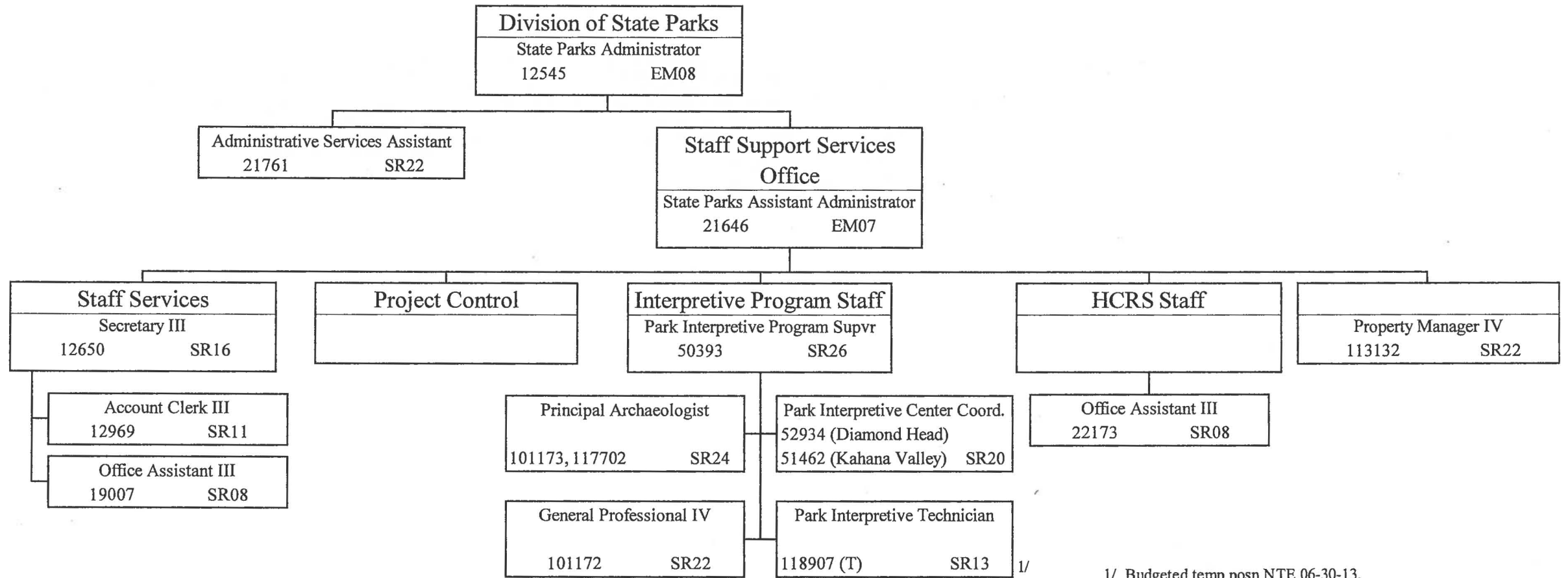
State of Hawaii
 Department of Land and Natural Resources
 Land Division
 Land Division District Branches
 Position Organization Chart



State of Hawaii
Department of Land and Natural Resources
Division of State Parks
Position Organization Chart

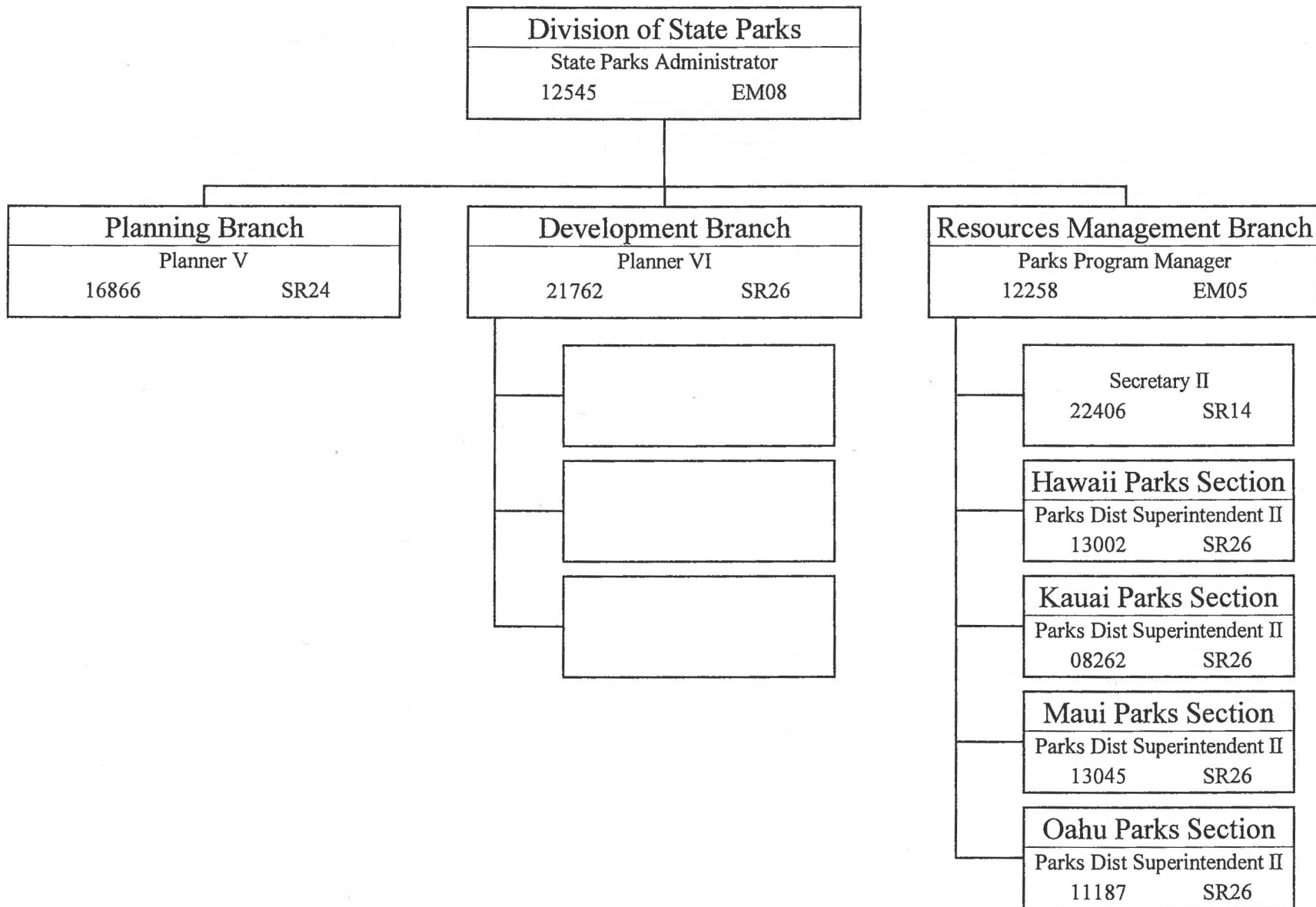


State of Hawaii
 Department of Land and Natural Resources
 Division of State Parks
 Administrative and Staff Support Services Office
 Position Organization Chart



1/ Budgeted temp posn NTE 06-30-13.

State of Hawaii
 Department of Land and Natural Resources
 Division of State Parks
 Planning, Development & Resources Mgmt Branches



State of Hawaii
 Department of Land and Natural Resources
 Division of State Parks
 Resources Management Branch
 Hawaii Parks Section
 Position Organization Chart

Hawaii Parks Section
 Parks District Superintendent II
 13002 SR26

Secretary I
 15768 SR12

Office Assistant III
 23985 SR08

Wailoa Center Unit
 Park Interpretive Center Coordinator
 21435 SR20

East Hawaii Unit
 Park Maintenance Supervisor II
 14933 F204

West Hawaii Unit
 Park Maintenance Supervisor II
 117775 F204

Wailoa River Sub-Unit
 Park Caretaker III
 12799 BC06

East Hawaii Field Operations Sub Unit
 Park Caretaker III
 14934, 22306 BC06

Kona Sub Unit

Hapuna Sub-Unit
 Park Caretaker III
 02690 BC06

Lapakahi Sub-Unit

Park Caretaker II
 17627, 11186
 27058, 118205 BC04

General Laborer I
 117623 BC02

Park Caretaker II
 12050, 32290
 32292 BC04

General Laborer I
 118204 BC02

Park Caretaker II
 40822, 47161, 47159 BC04

General Laborer I
 117624
 30228, 35370 BC02

Park Caretaker II
 17626, 19171 BC04

General Laborer I
 117622, 118203 BC02

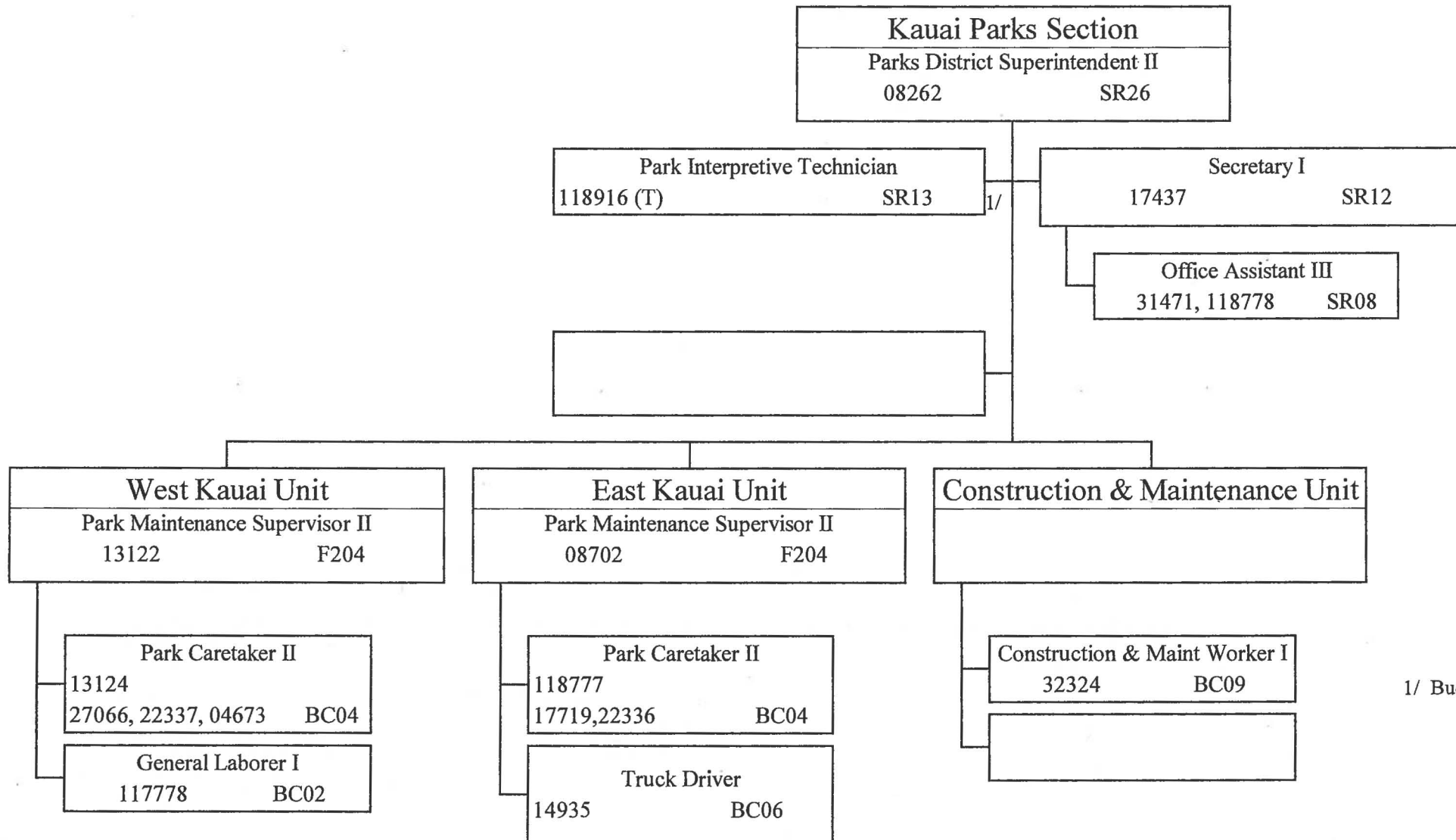
Park Caretaker II
 117748 BC04

Park Caretaker I
 117556 BC02

General Laborer I
 117774 BC02

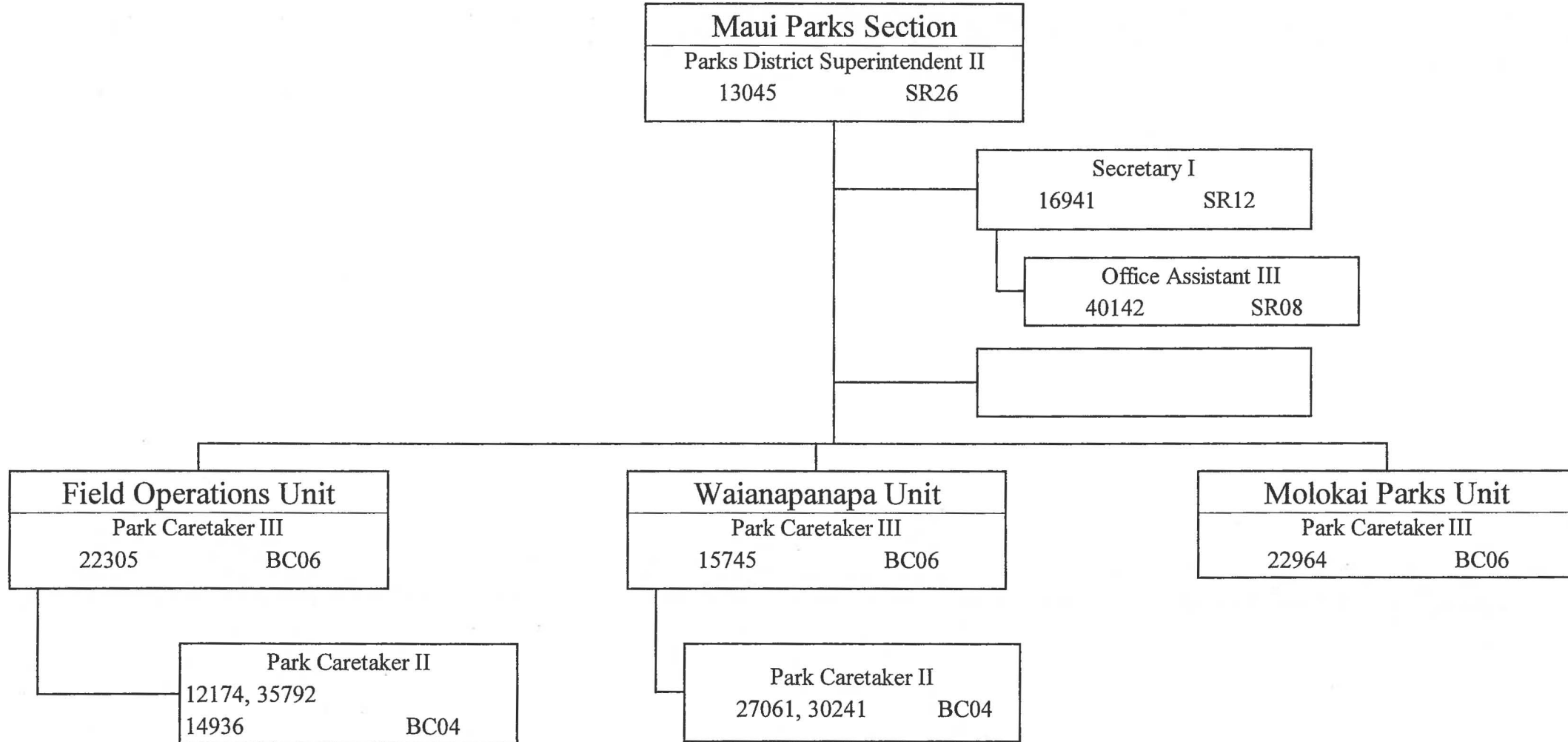
Educational Assistant III
 117749, 117750 SR08

State of Hawaii
 Department of Land and Natural Resources
 Division of State Parks
 Resources Management Branch
 Kauai Parks Section
 Position Organization Chart

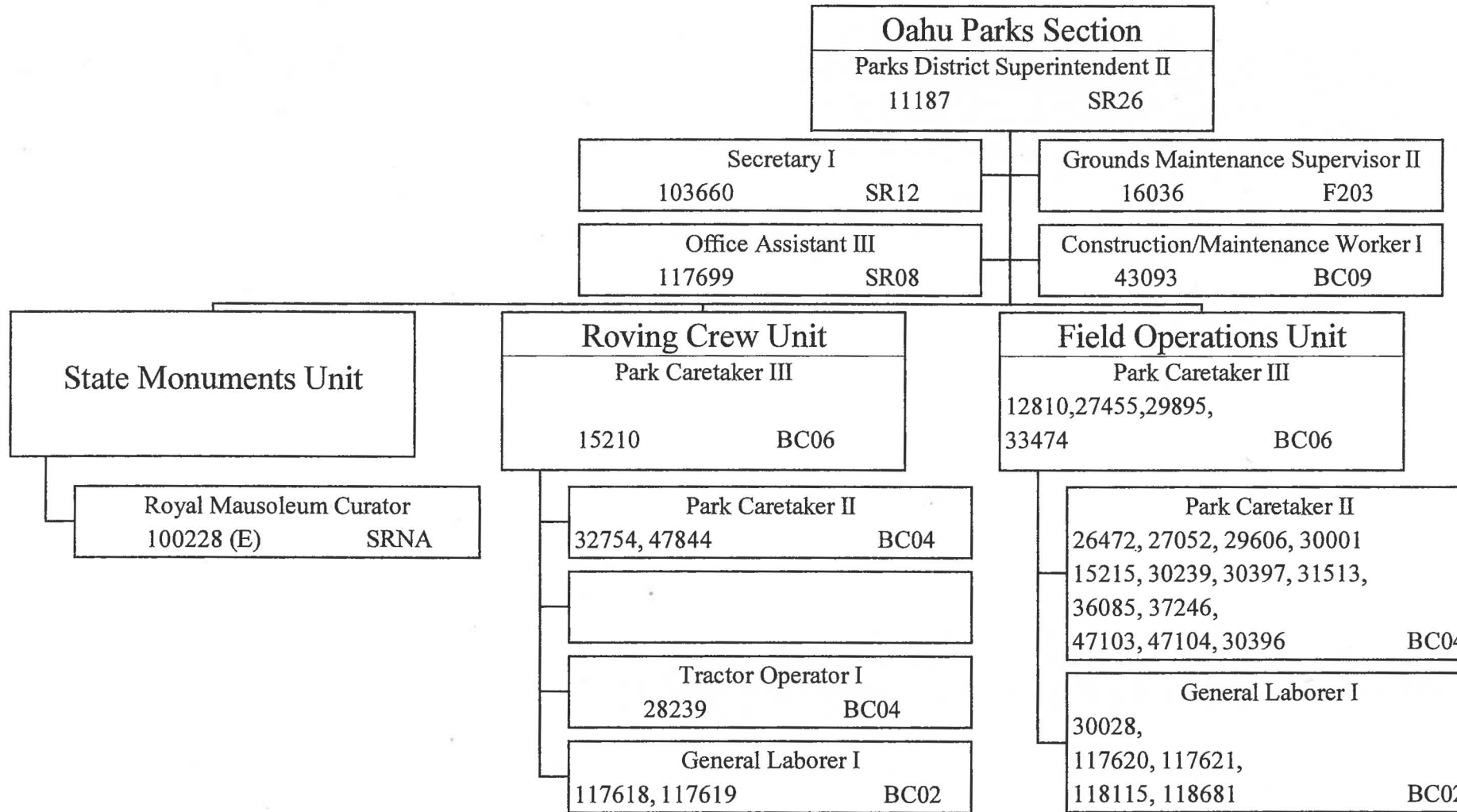


1/ Budgeted temp posn NTE 06-30-13.

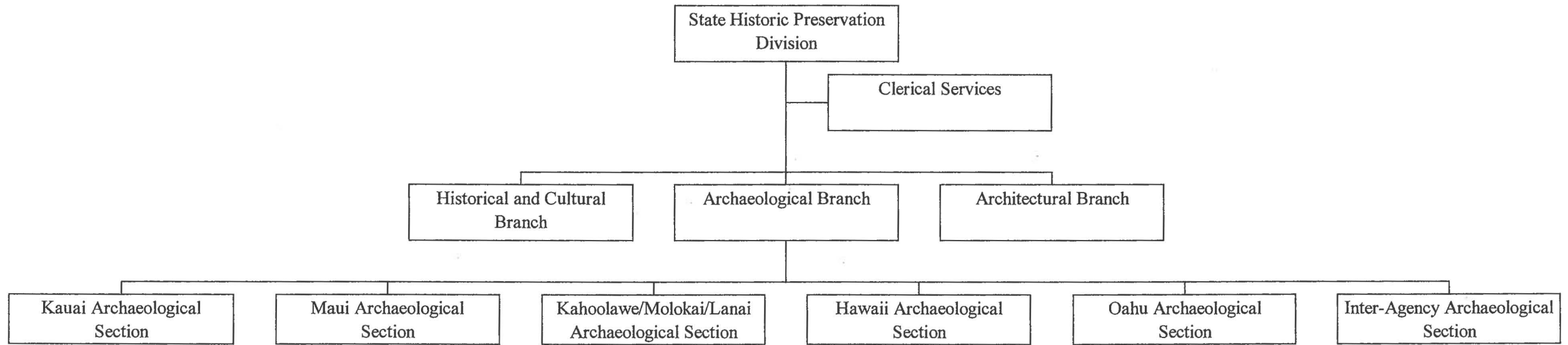
State of Hawaii
 Department of Land and Natural Resources
 Division of State Parks
 Resources Management Branch
 Maui Parks Section
 Position Organization Chart



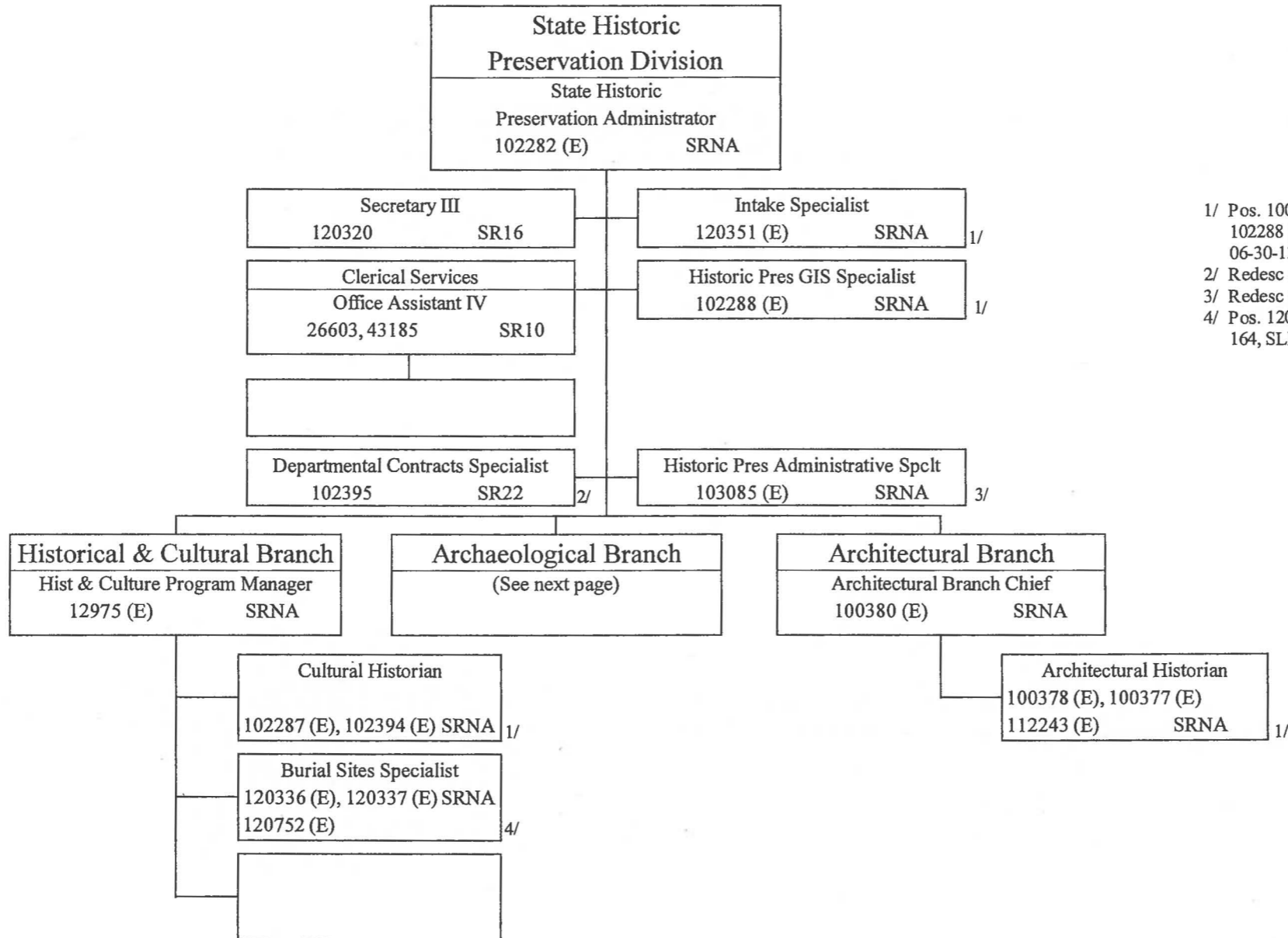
State of Hawaii
 Department of Land and Natural Resources
 Division of State Parks
 Resources Management Branch
 Oahu Parks Section
 Position Organization Chart



State of Hawaii
Department of Land and Natural Resources
State Historic Preservation Division
Position Organization Chart

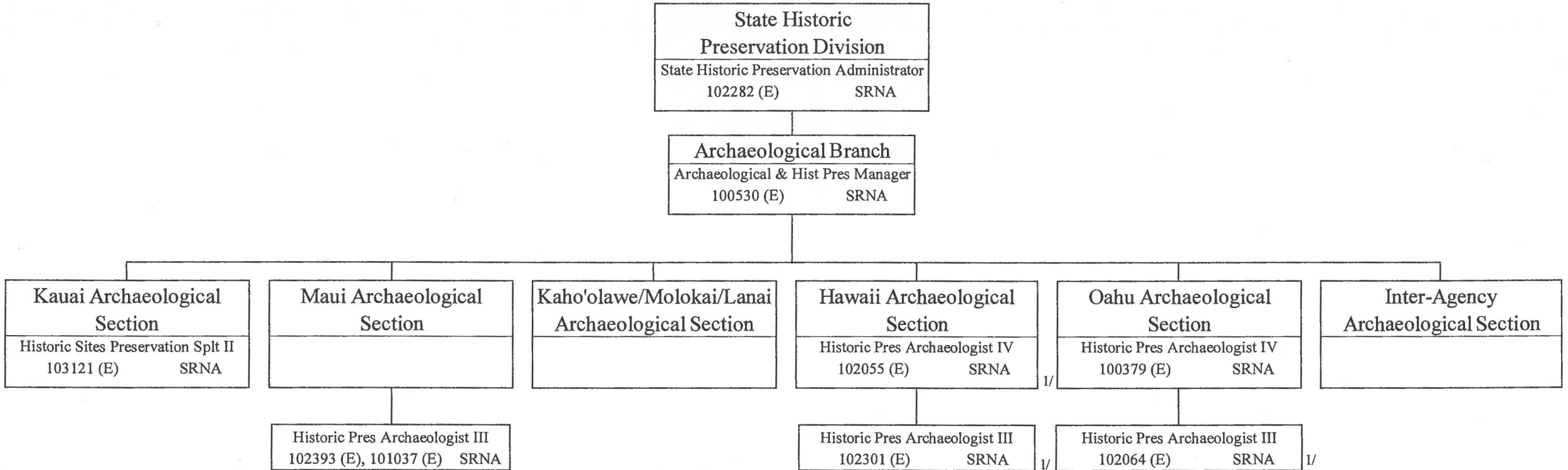


State of Hawaii
 Department of Land and Natural Resources
 State Historic Preservation Division
 Position Organization Chart



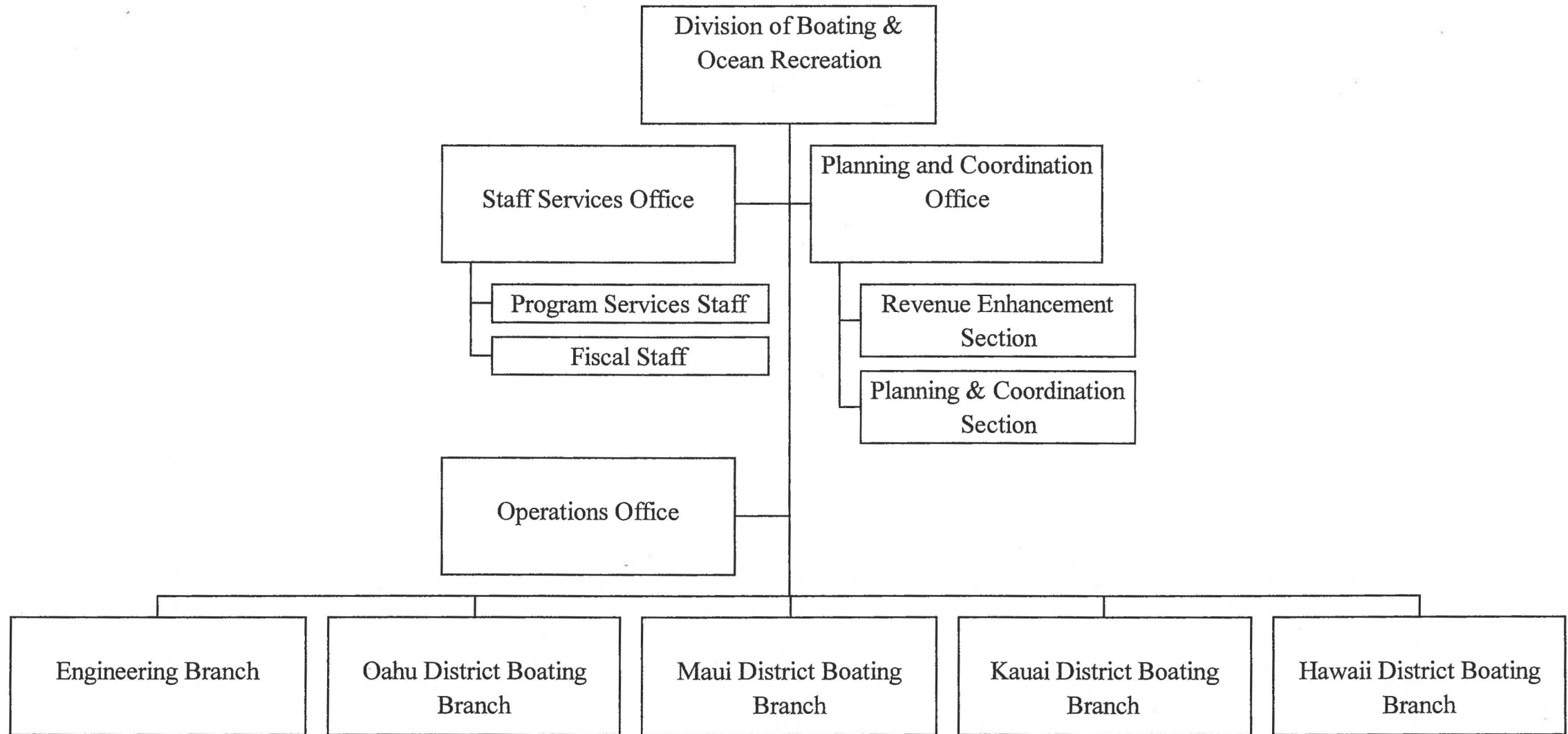
- 1/ Pos. 100377 (E), 100378 (E), 102287 (E), 120351 (E), 102288 (E), 112243 (E) budgeted exempt posns NTE 06-30-13.
- 2/ Redesc effective 07-01-12.
- 3/ Redesc effective 08-14-12.
- 4/ Pos. 120752 (E) established effective 10-04-12 per Act 164, SLH 2011.

State of Hawaii
 Department of Land and Natural Resources
 State Historic Preservation Division
 Archaeological Branch
 Position Organization Chart

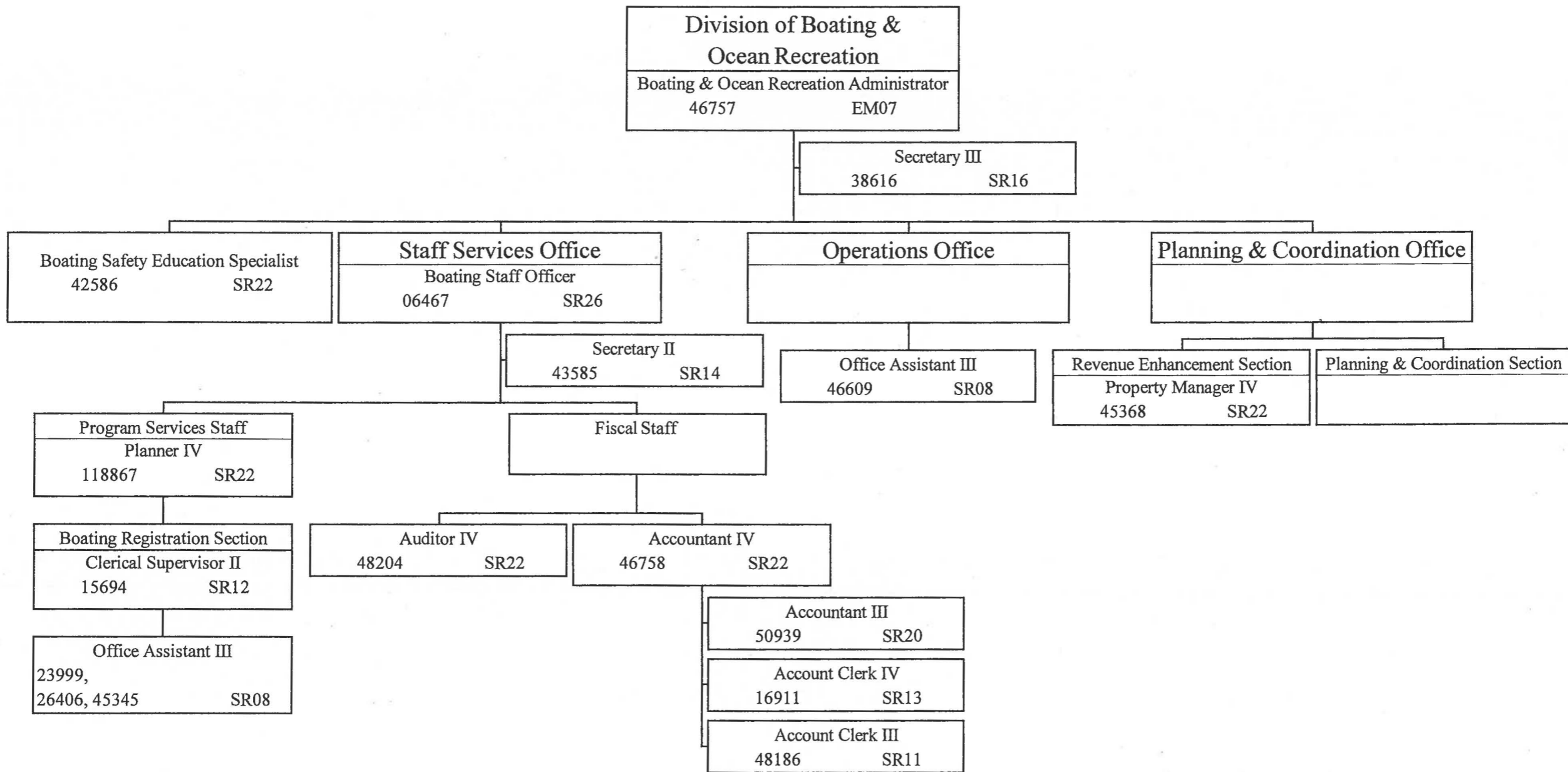


1/ Budgeted exempt posns NTE 06-30-13.

State of Hawaii
Department of Land and Natural Resources
Division of Boating and Ocean Recreation
Position Organization Chart

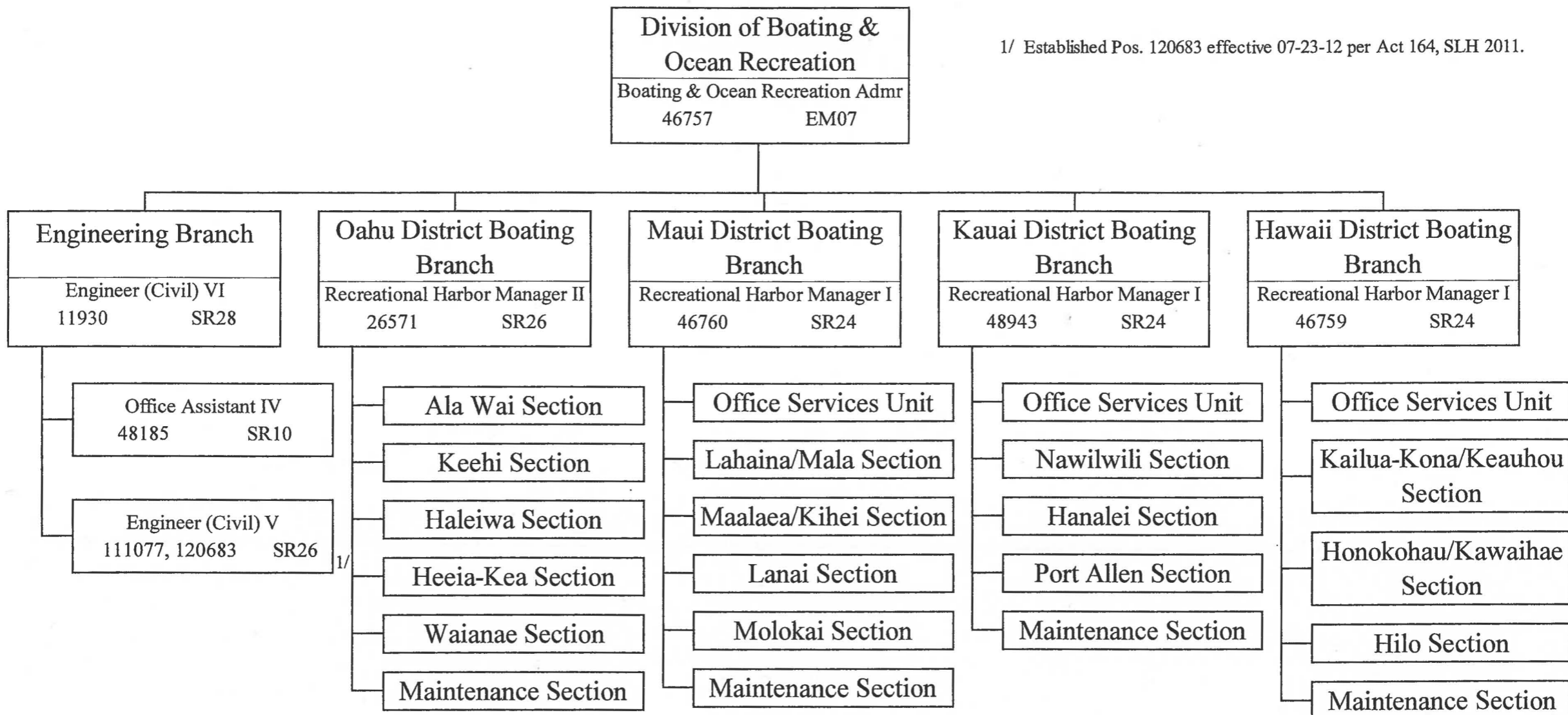


State of Hawaii
 Department of Land and Natural Resources
 Division of Boating and Ocean Recreation
 Administration and Staff Support Offices
 Position Organization Chart

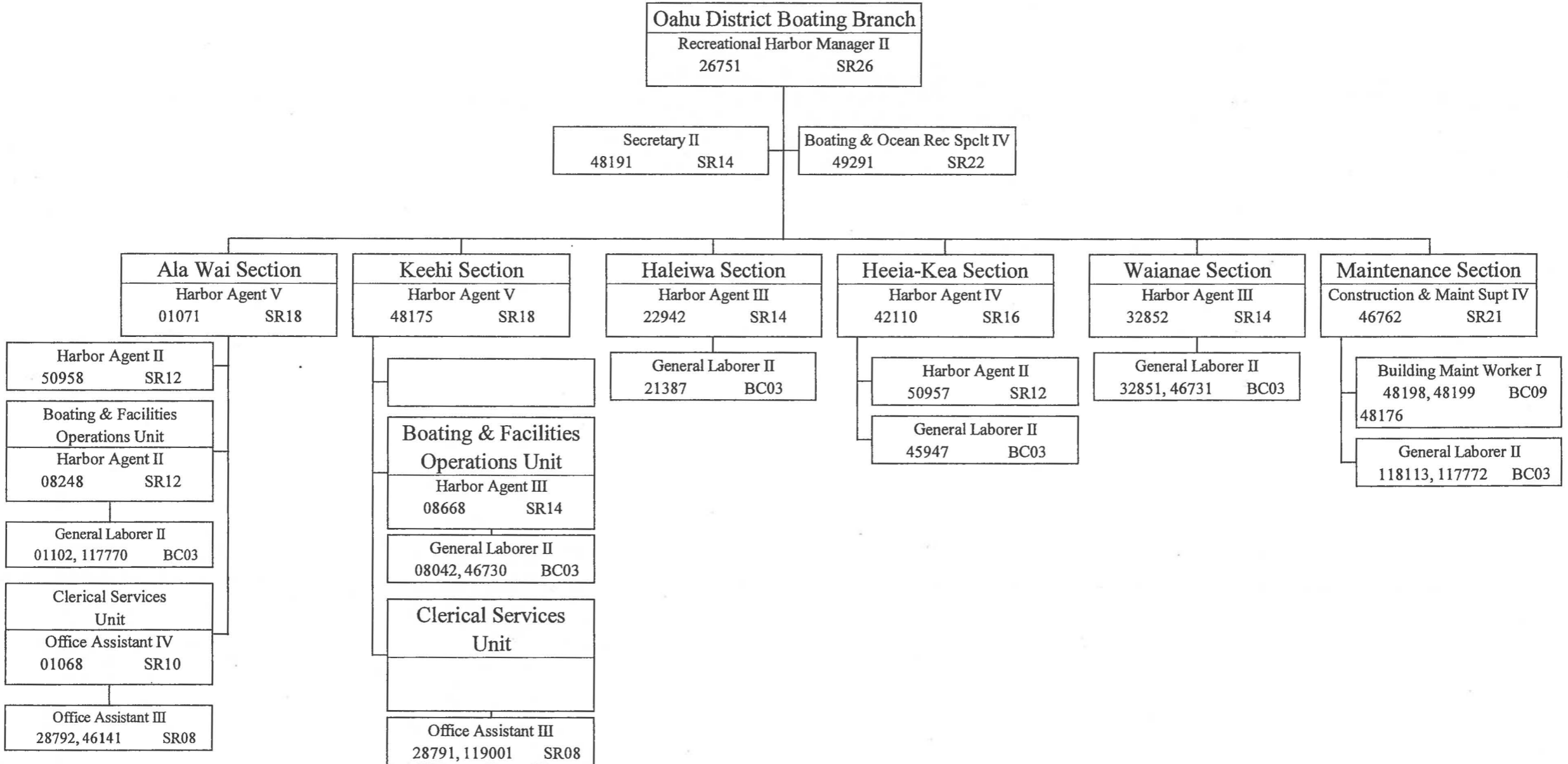


State of Hawaii
 Department of Land and Natural Resources
 Division of Boating and Ocean Recreation
 Engineering and District Boating Branches
 Position Organization Chart

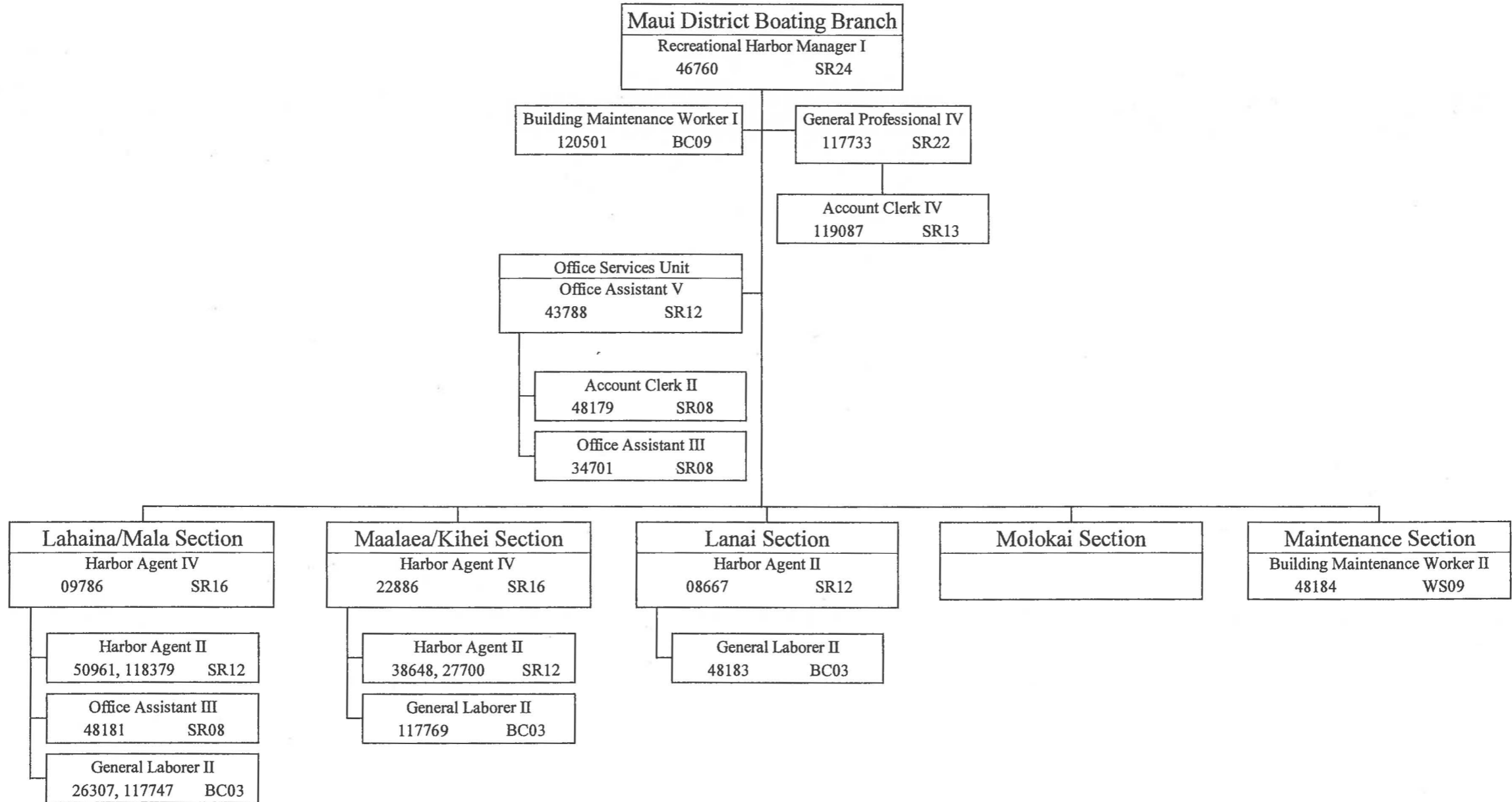
1/ Established Pos. 120683 effective 07-23-12 per Act 164, SLH 2011.



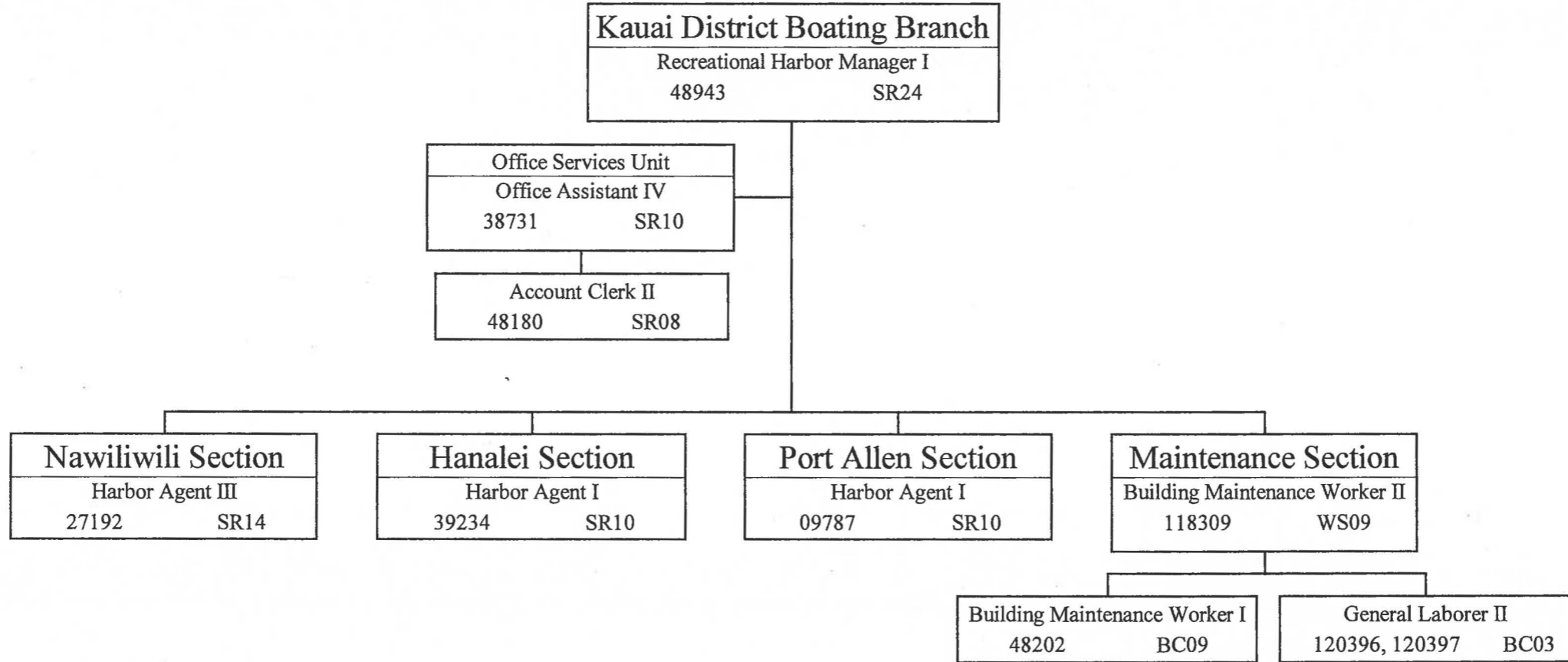
State of Hawaii
 Department of Land and Natural Resources
 Division of Boating & Ocean Recreation
 Oahu District Boating Branch
 Position Organization Chart



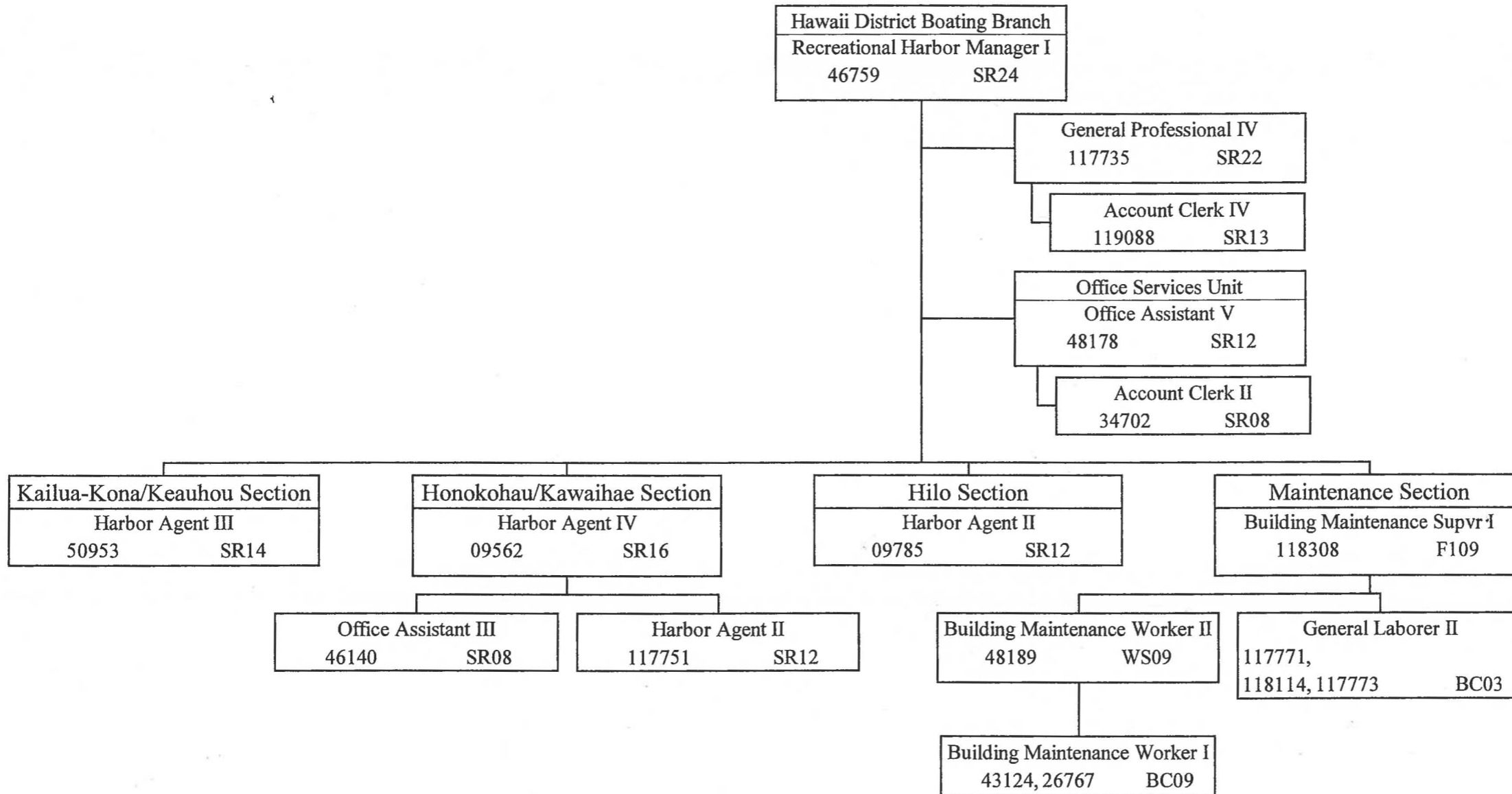
State of Hawaii
 Department of Land and Natural Resources
 Division of Boating and Ocean Recreation
 Position Organization Chart



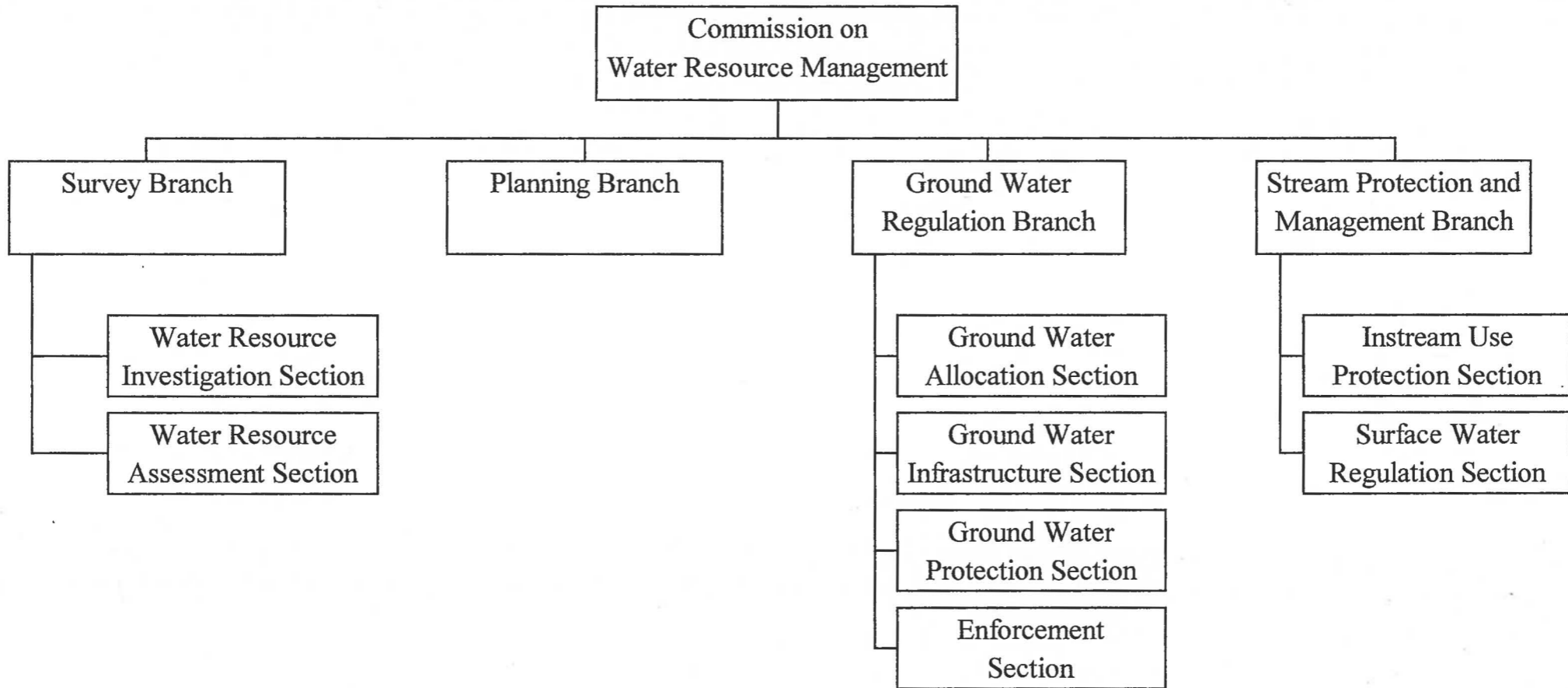
State of Hawaii
 Department of Land and Natural Resources
 Division of Boating and Ocean Recreation
 Kauai District Boating Branch
 Position Organization Chart



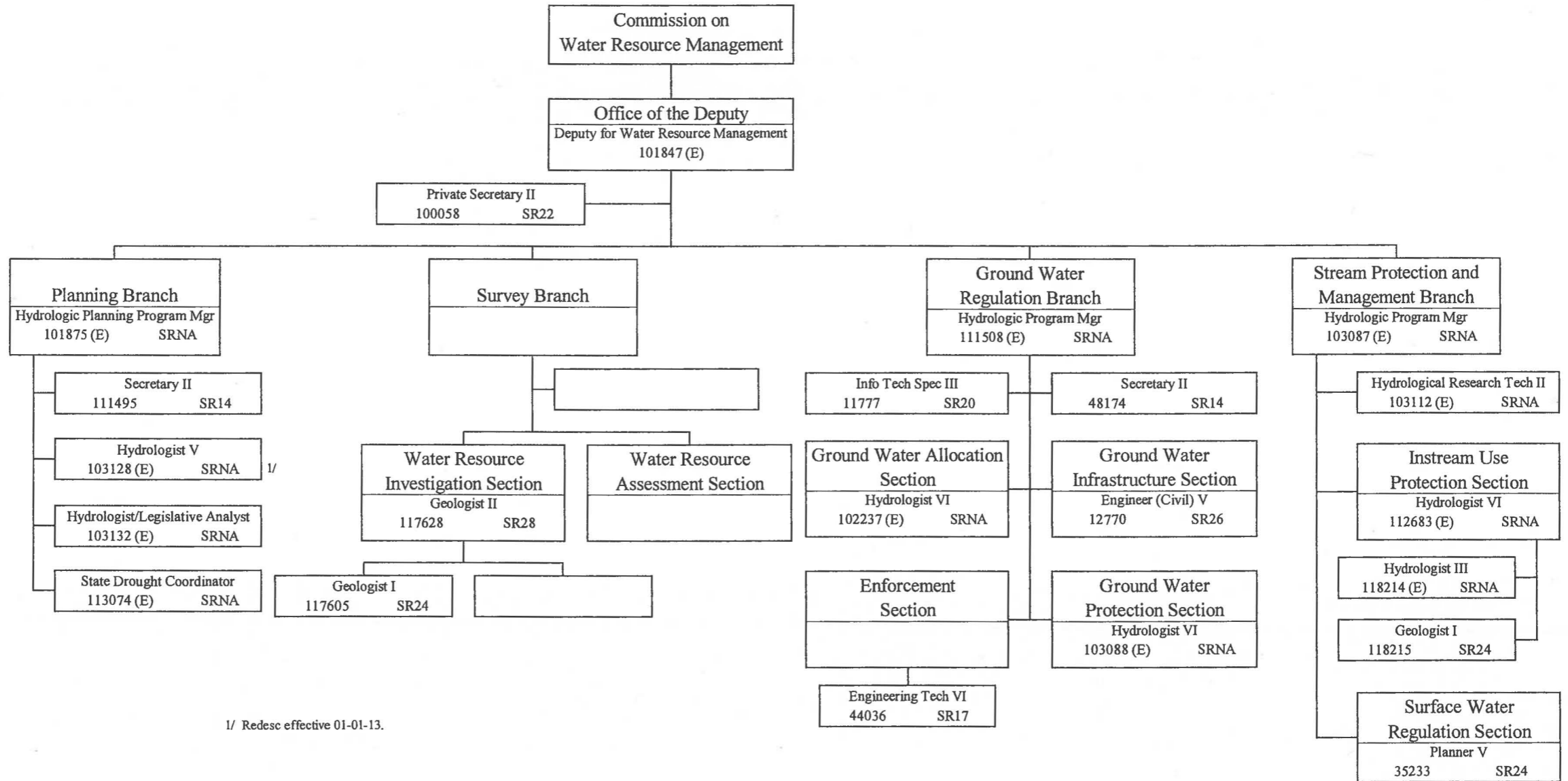
State of Hawaii
 Department of Land and Natural Resources
 Division of Boating and Ocean Recreation
 Hawaii District Boating Branch
 Position Organization Chart



State of Hawaii
Department of Land and Natural Resources
Commission on Water Resource Management
Position Organization Chart

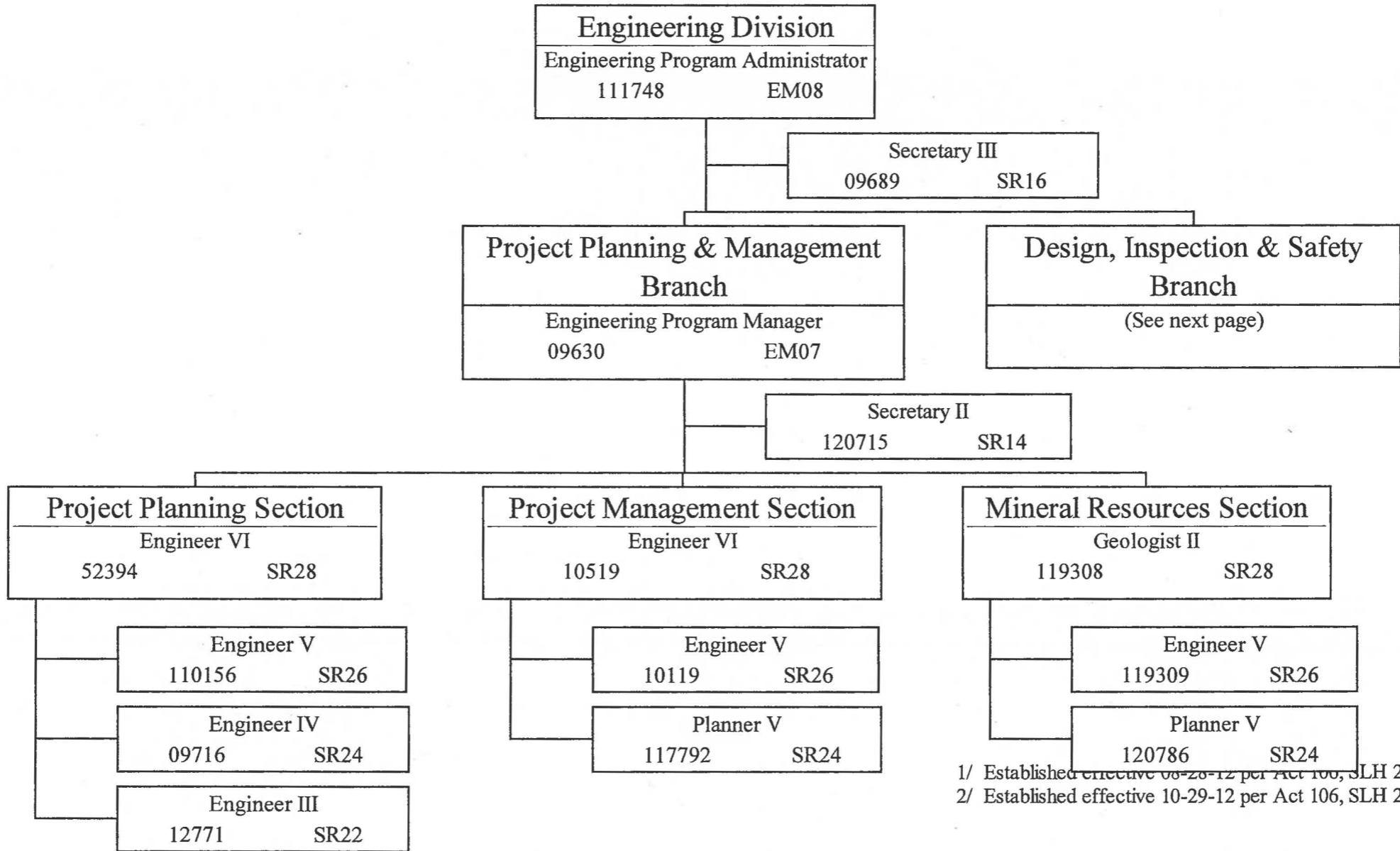


State of Hawaii
 Department of Land and Natural Resources
 Commission on Water Resource Management
 Position Organization Chart



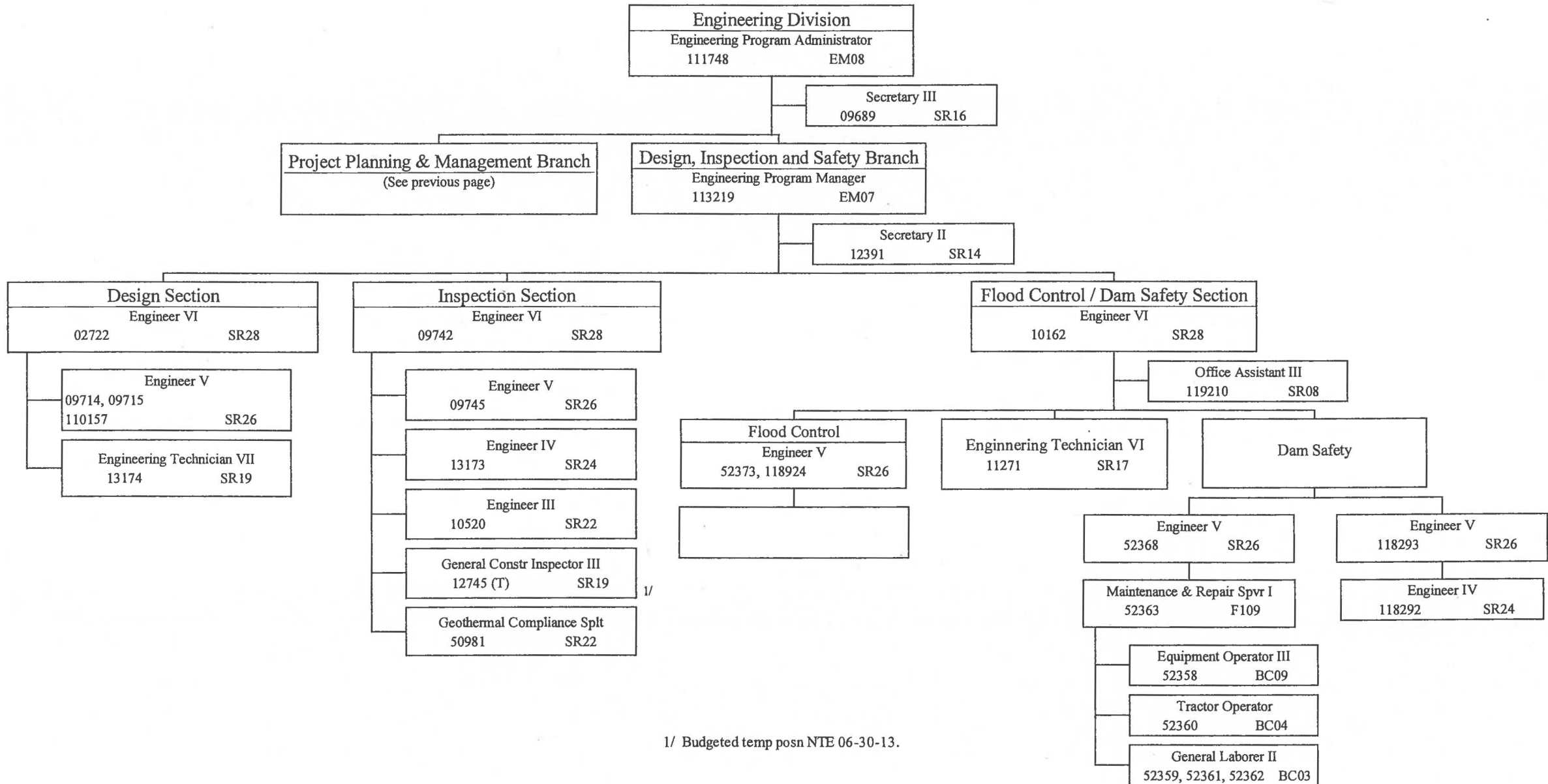
1/ Redesc effective 01-01-13.

State of Hawaii
 Department of Land and Natural Resources
 Engineering Division
 Project Planning & Management Branch
 Position Organization Chart



1/ Established effective 08-28-12 per Act 100, SLH 2012.
 2/ Established effective 10-29-12 per Act 106, SLH 2012.

State of Hawaii
 Department of Land and Natural Resources
 Engineering Division
 Design, Inspection and Safety Branch
 Position Organization Chart



1/ Budgeted temp posn NTE 06-30-13.