

# University of Hawai'i Tuition Briefing



Linda K. Johnsrud  
Executive Vice President for  
Academic Affairs/Provost  
August 2011

# Tuition Briefing Update

- I. BOR Policy on Tuition Setting
- II. The Proposal, 2012–13 to 2016–17
- III. The Process

# I. BOR Policy Requirements

Factors considered and balanced to achieve a fair and reasonable tuition rate:

- A. Student access and the mix of students
- B. Financial aid availability and use
- C. Cost of education and cost sharing between students and the public

# I. BOR Policy Requirements (cont.)

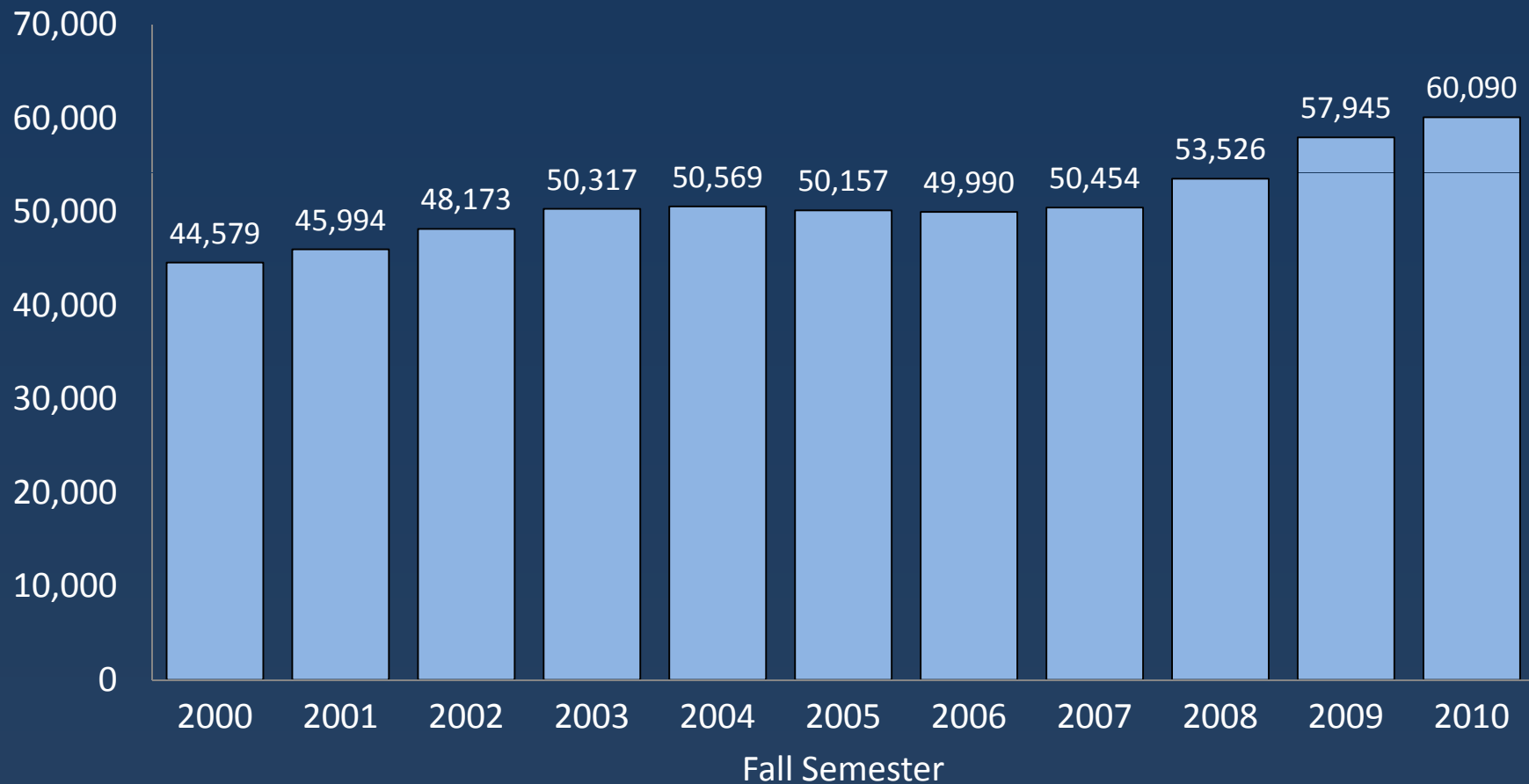
D. Differential rates by mission, student level (undergraduate, graduate, and professional schools), and by resident and nonresident

E. Relative standing with like institutions

F. Advance notice

# Access & Student Mix

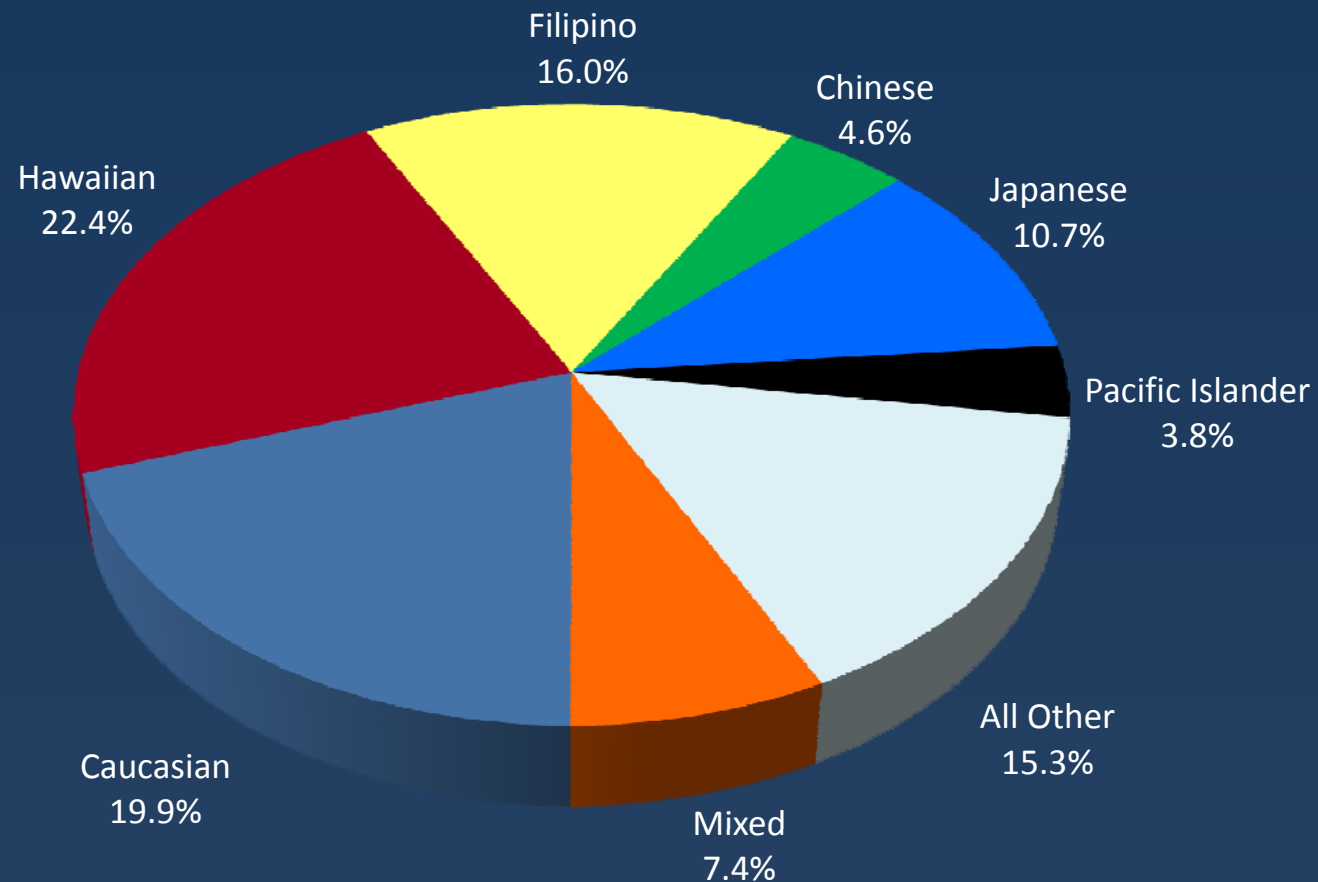
## Total Enrollment Growth



Source: University of Hawai'i Institutional Research and Analysis Office, "Fall Enrollment Report" 2010.

# Access & Student Mix (cont.)

## Ethnicity, UH System, Fall 2010



Due to changes in federal reporting requirements instituted in 2010, caution should be used in making comparisons with previous years.  
Source: University of Hawai'i Institutional Research and Analysis Office, "Fall Enrollment Report" 2010.

# Access & Student Mix (cont.)

## Enrollment Growth of Select Ethnic Groups Undergraduates, Fall 2001–Fall 2010



Percent of total undergraduate enrollment in parentheses.

# Access & Student Mix (cont.)

## Enrollment Growth of Select Ethnic Groups Graduates, Fall 2001–Fall 2010



Percent of total graduate enrollment in parentheses.

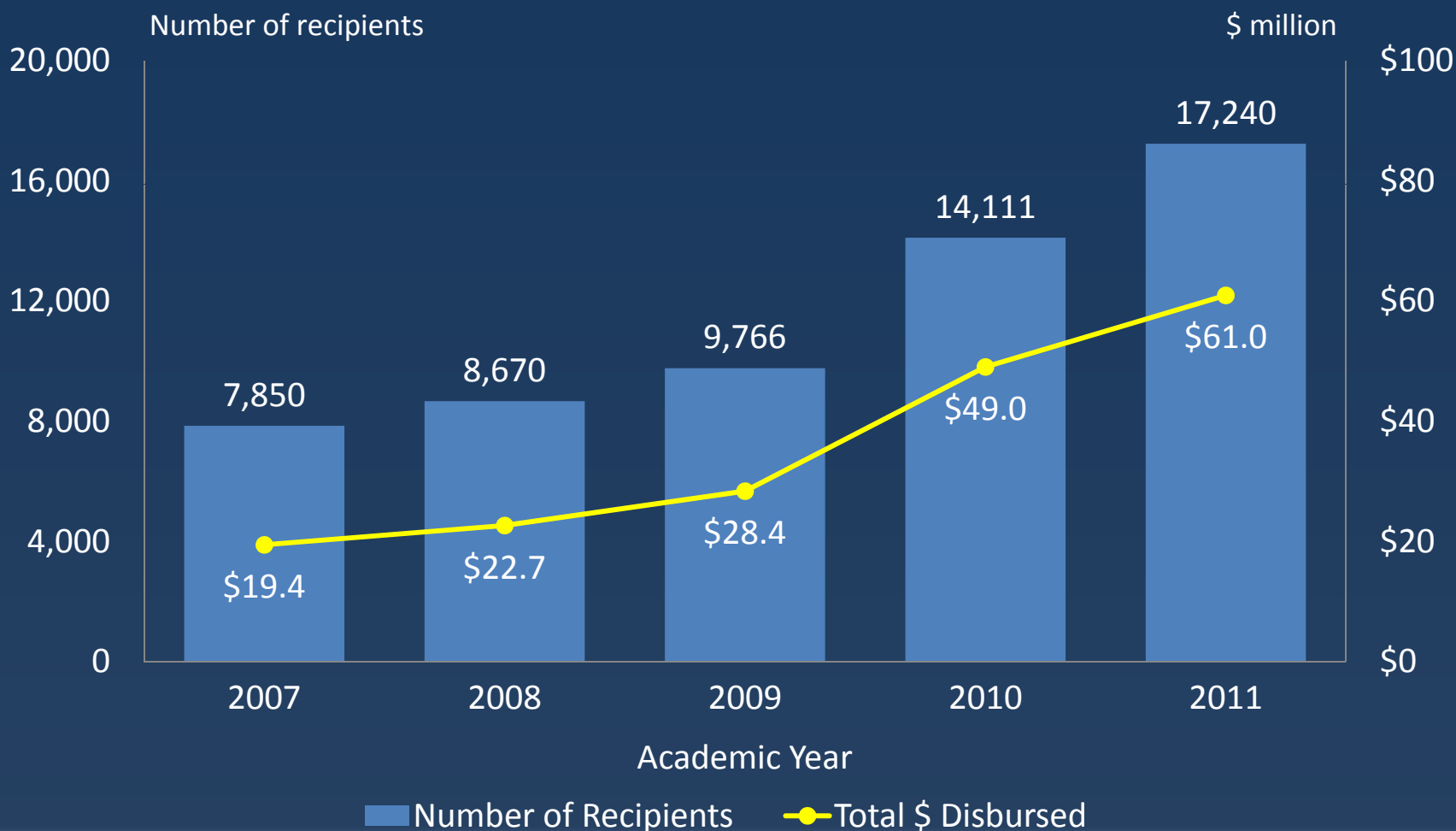


# Access & Student Mix (cont.)

- Factors impacting enrollments:
  - Economy
  - Demographics
  - Image and perceptions
  - Program / policy changes
  - Alternatives & prices
  - Tuition
  - Financial assistance

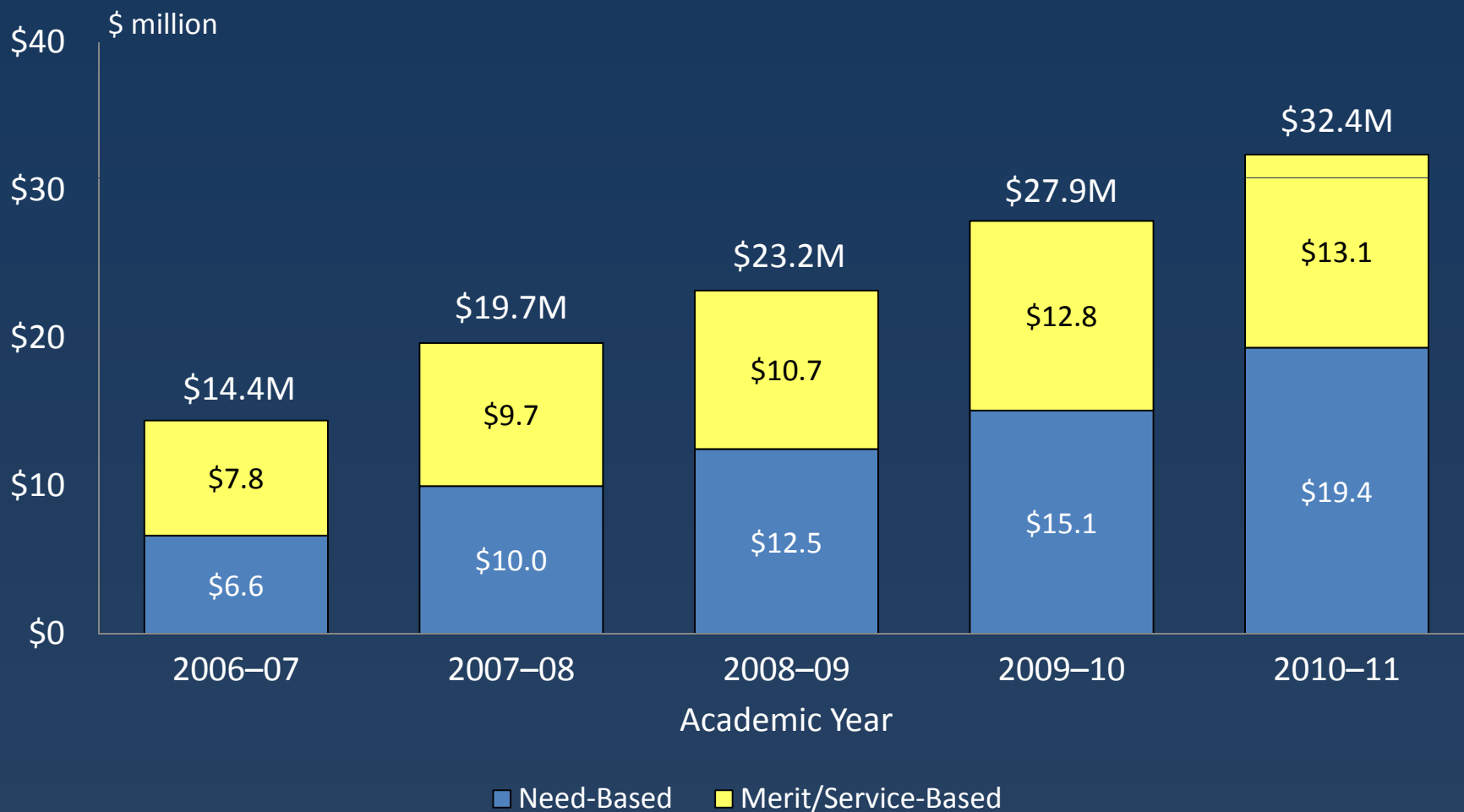
# Financial Aid Availability and Use (cont.)

## UH Disbursement of Pell Grants



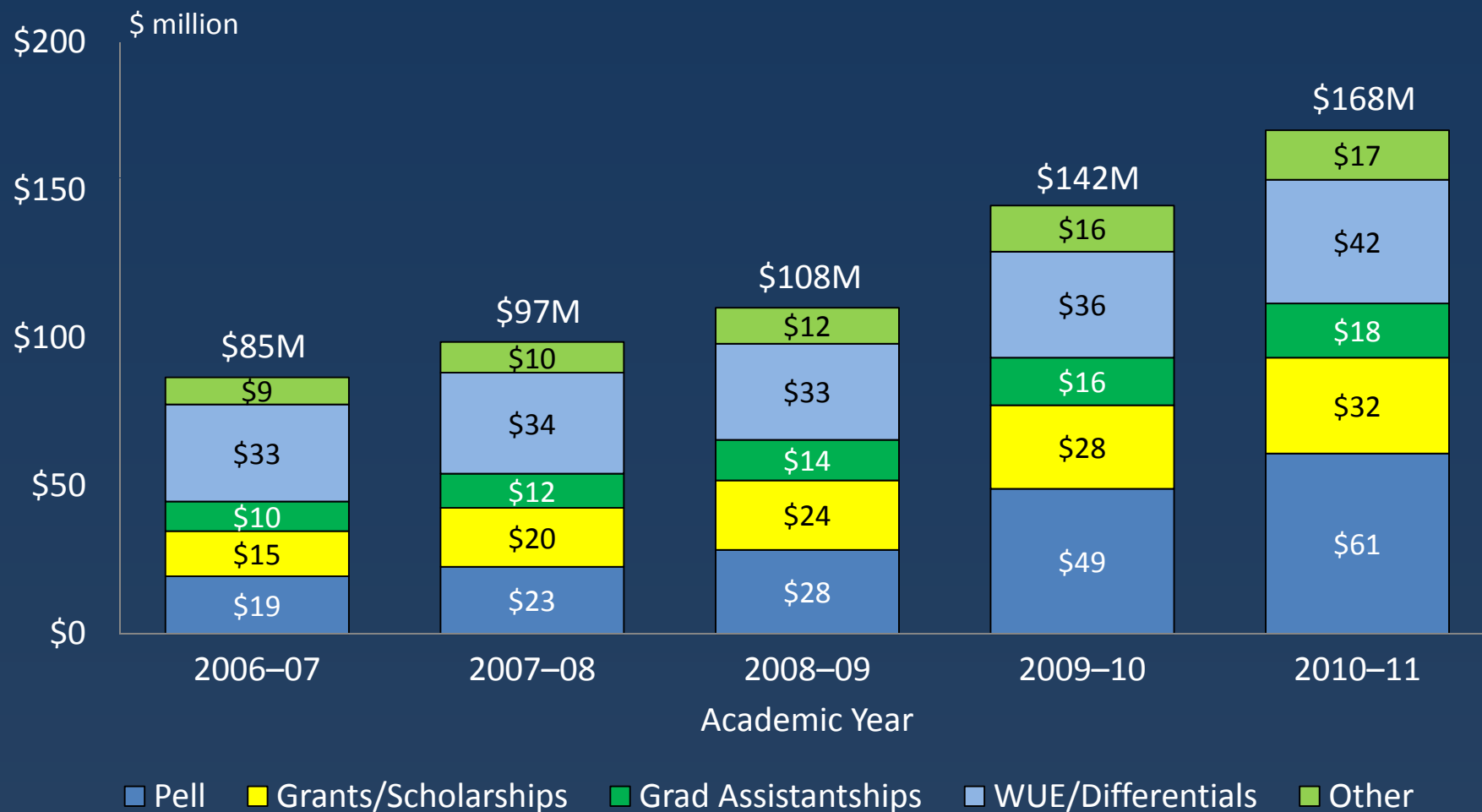
# Financial Aid Availability and Use (cont.)

## Campus Grants and Scholarships



# Financial Aid Availability and Use (cont.)

## Total Financial Assistance by Type



# Cost Sharing

## Cost of Education: expenditure shares

1. All instructional
2. All student service
3. Prorata shares of:
  - Institutional support including R&M / Equipment
  - Academic support
  - Fringe benefits
  - Systemwide support
4. No research, community service, or new facilities

# Cost Sharing (cont.)

## Tuition & Fees as an Estimated Share of Cost\*, FY11

	Resident	Nonresident
Undergraduate		
UHM	49%	131%
UHH	27%	79%
UHWO	36%	112%
UHCC	27%	85%
Graduate		
UHM	34%	79%
UHH	27%	61%
Business, Grad	68%	108%
Nursing, Grad	61%	114%
Law	69%	128%
Medicine	38%	78%
Pharmacy	82%	158%

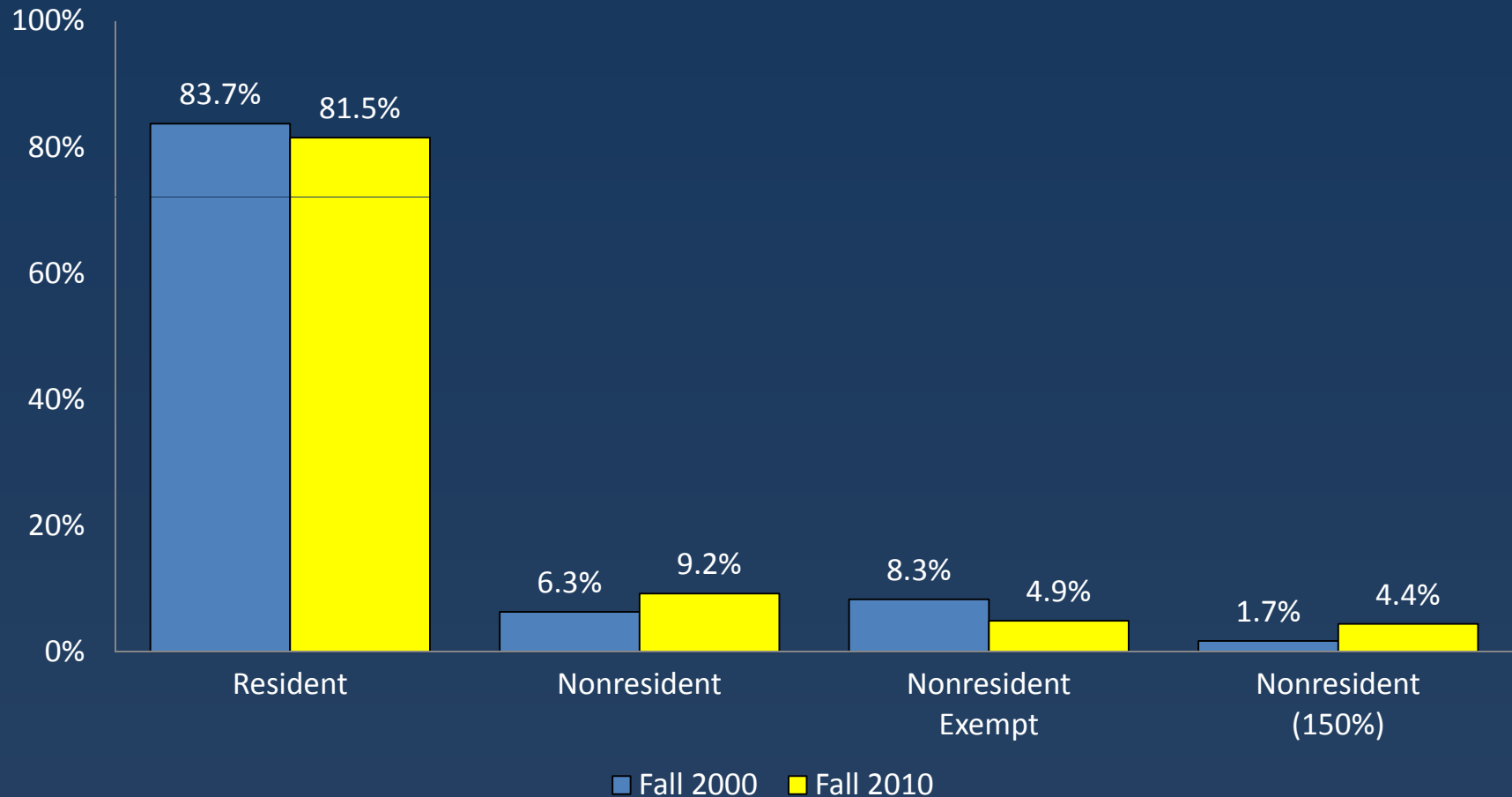
\*Subject to change; figures preliminary

# Differential Rates

- UHM nationally competitive
- UHH & UHWO regionally competitive
- Open door community colleges
- Undergraduate / graduate
- Professional programs (UG fees / GR differentials)
- Resident / nonresident / 150% resident

# Differential Rates (cont.)

## Tuition Status, UH System

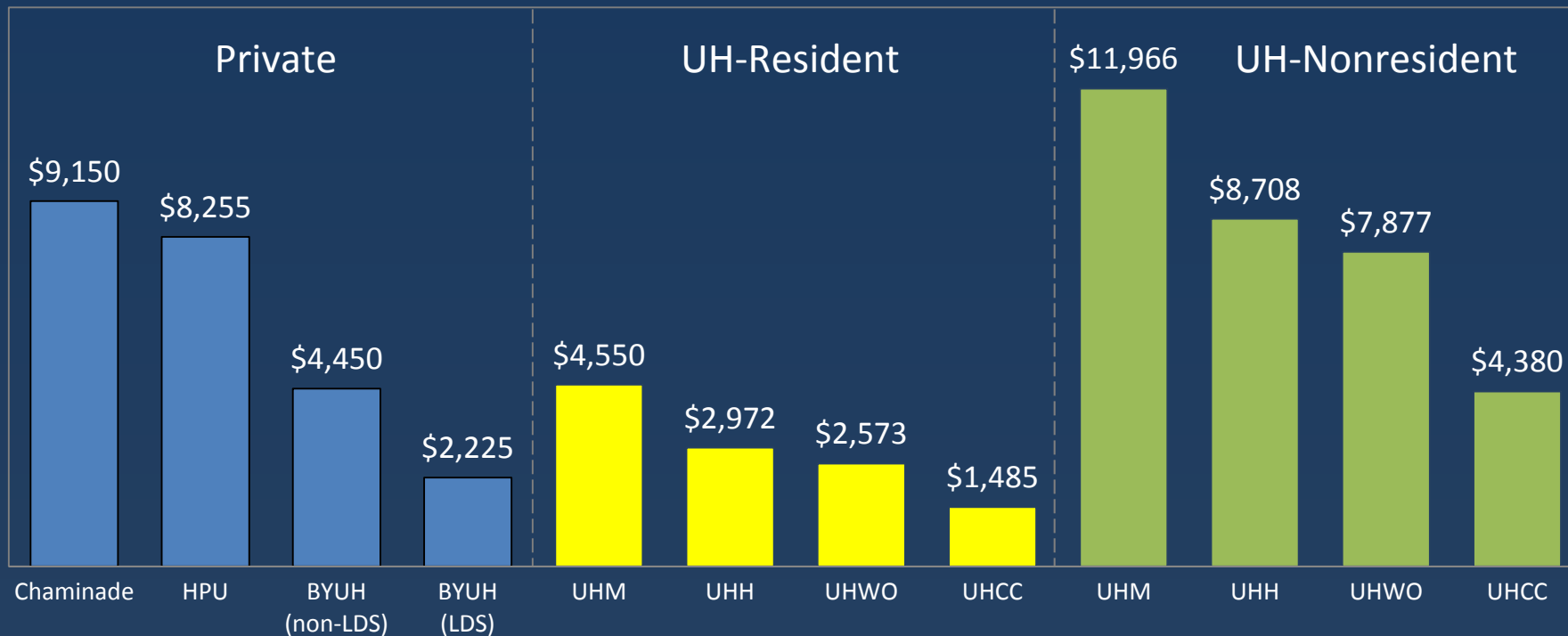


Source: University of Hawai'i Institutional Research and Analysis Office, "Fall Enrollment Report" 2000 & 2010.



# Comparisons (Relative Standing)

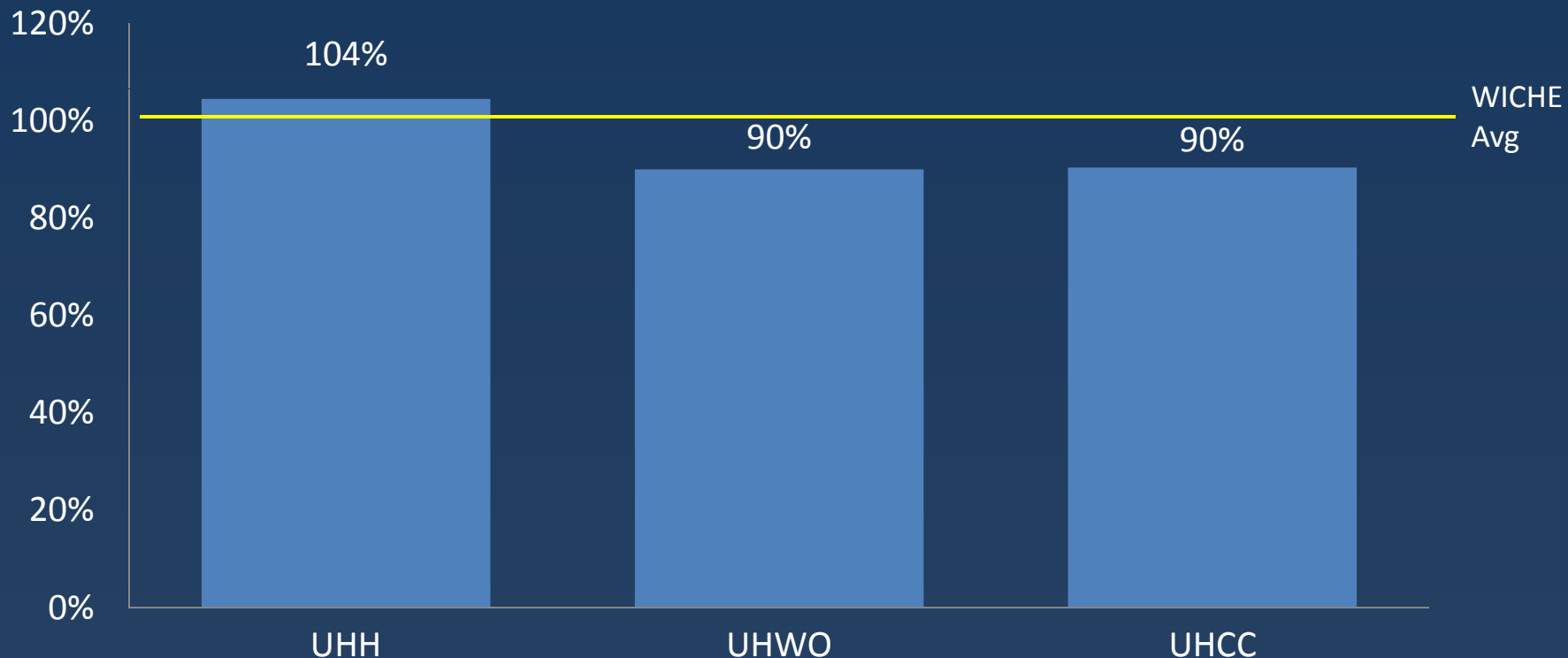
Undergraduates, UH and Local Institutions, Fall 2011  
 UH, Chaminade, HPU, & BYU HI  
 Per Semester Tuition & Fees



Note: UH Community Colleges tuition is charged on a per-credit basis for all enrolled credits effective AY 2001–02. The amount shown here is based on 15 enrolled credits per semester (UHCC median).

# Comparisons (Relative Standing) (cont.)

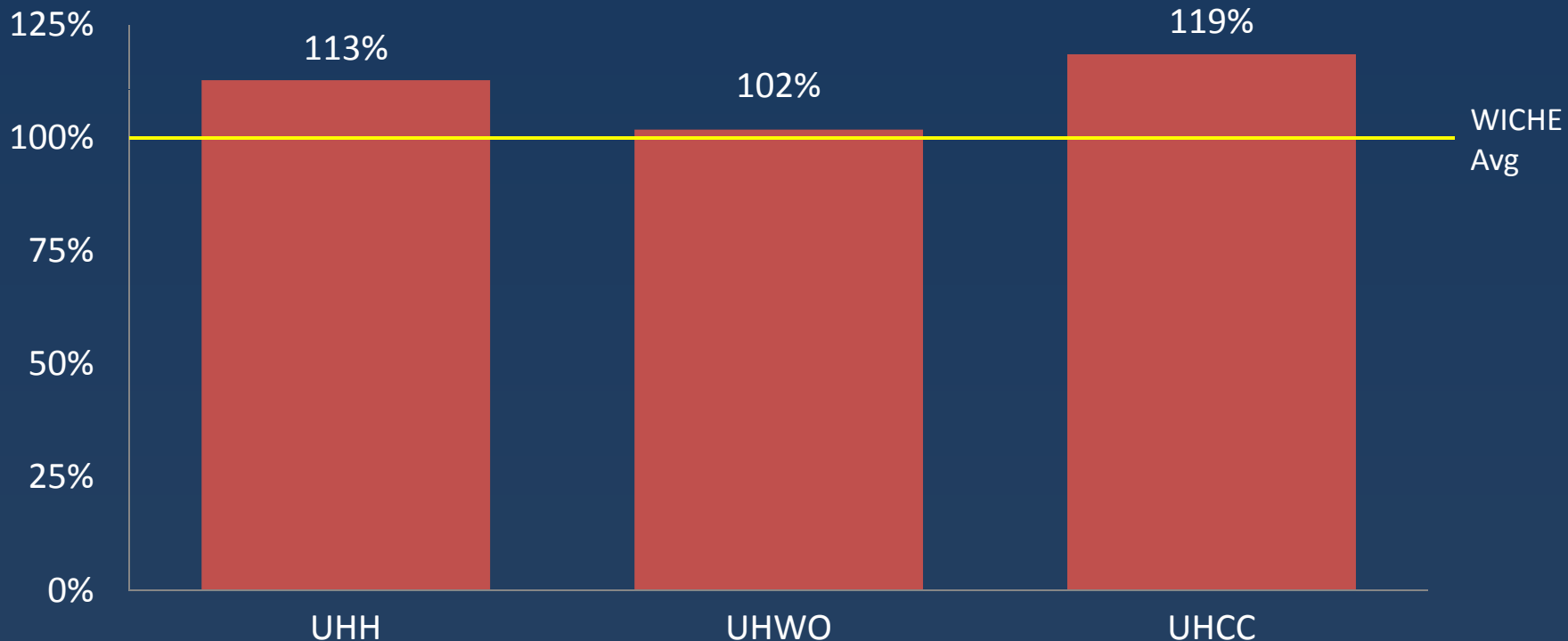
## WICHE Comparisons 2010–11 UH Undergraduate Resident Tuition & Required Fees as a Percentage of 2010–11 WICHE Averages



Note: UHCC tuition is charged on a per-credit basis for all enrolled credits. The amount shown here is based on 15 enrolled credits per semester (UHCC median), which is comparable to the WICHE average for 2-year institutions. California institutions were excluded from the WICHE average because of the large number of 2-year colleges and the historically low matriculation fee structure that distorts regional patterns.

# Comparisons (Relative Standing) (cont.)

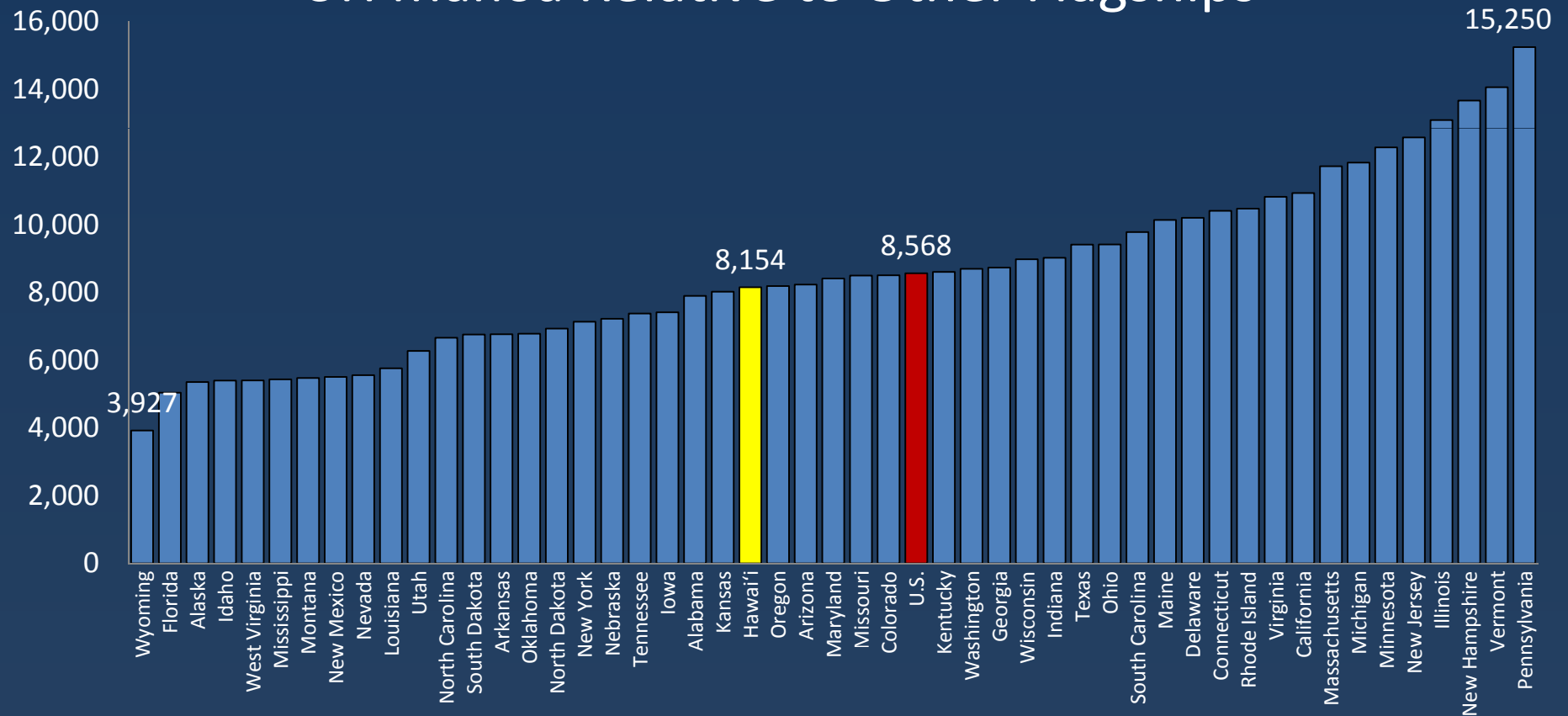
## WICHE Comparisons 2010–11 UH Undergraduate Nonresident Tuition & Required Fees as a Percentage of 2010–11 WICHE Averages



Note: UHCC tuition is charged on a per-credit basis for all enrolled credits. The amount shown here is based on 15 enrolled credits per semester (UHCC median), which is comparable to the WICHE average for 2-year institutions. California institutions were excluded from the WICHE average because of the large number of 2-year colleges and the historically low matriculation fee structure that distorts regional patterns.

# Comparisons (Relative Standing) (cont.)

## Undergraduate Resident Tuition & Fees, 2010–11 UH Mānoa Relative to Other Flagships

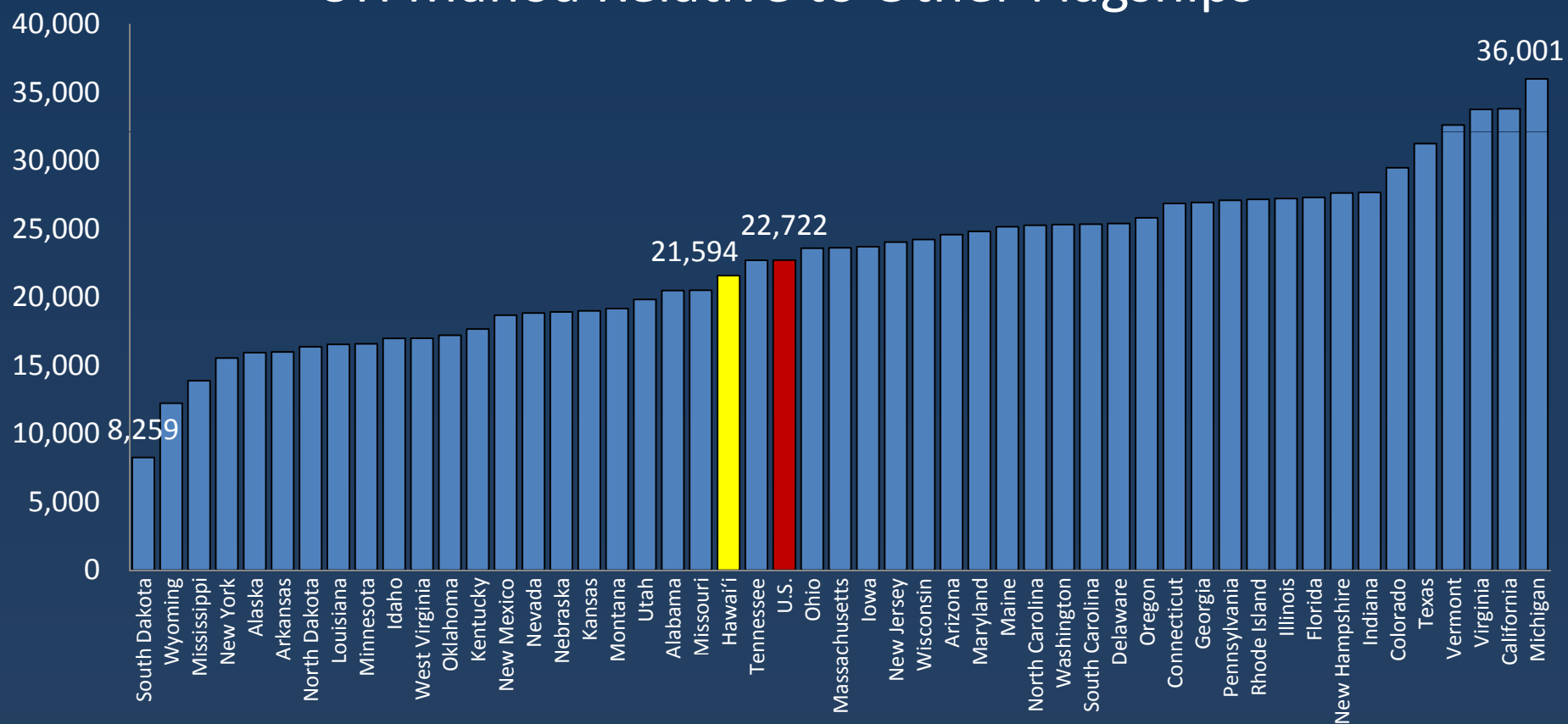


Source: IPEDS

EVPA/P Aug2011

# Comparisons (Relative Standing) (cont.)

## Undergraduate Nonresident Tuition & Fees, 2010–11 UH Mānoa Relative to Other Flagships

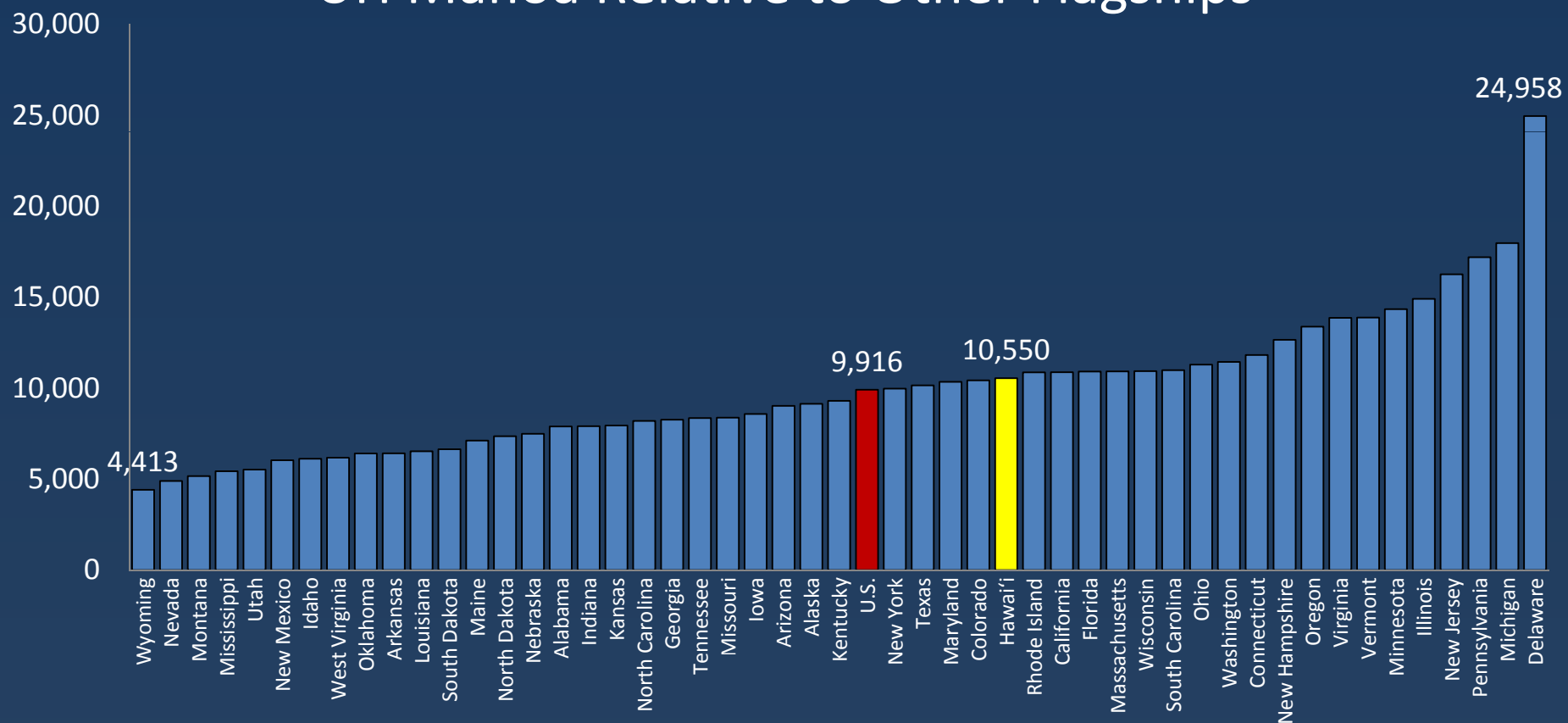


Source: IPEDS

EVPA/P Aug2011

# Comparisons (Relative Standing) (cont.)

## Graduate Resident Tuition & Fees, 2010–11 UH Mānoa Relative to Other Flagships

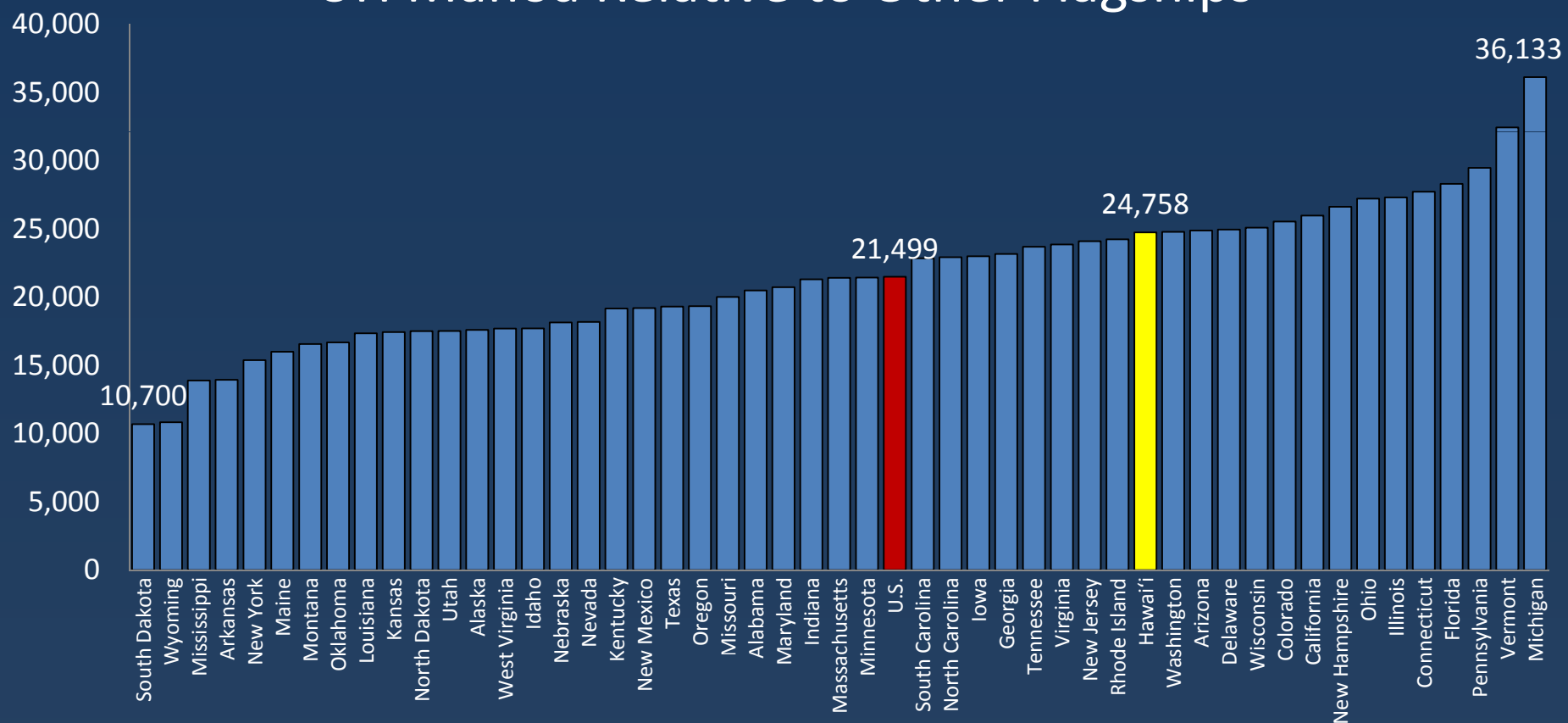


Source: IPEDS

\*UHM's 24-credit rate is shown

# Comparisons (Relative Standing) (cont.)

## Graduate Nonresident Tuition & Fees, 2010–11 UH Mānoa Relative to Other Flagships



Source: IPEDS

\*UHM's 24-credit rate is shown

# Multi-Year Schedules and Advance Notice

- Permit student / family planning
- Aid campus financial planning
- Aid recruitment  
(Financial aid award process begins March 1)
- Mid-schedule review
- Subject to modification by the BOR

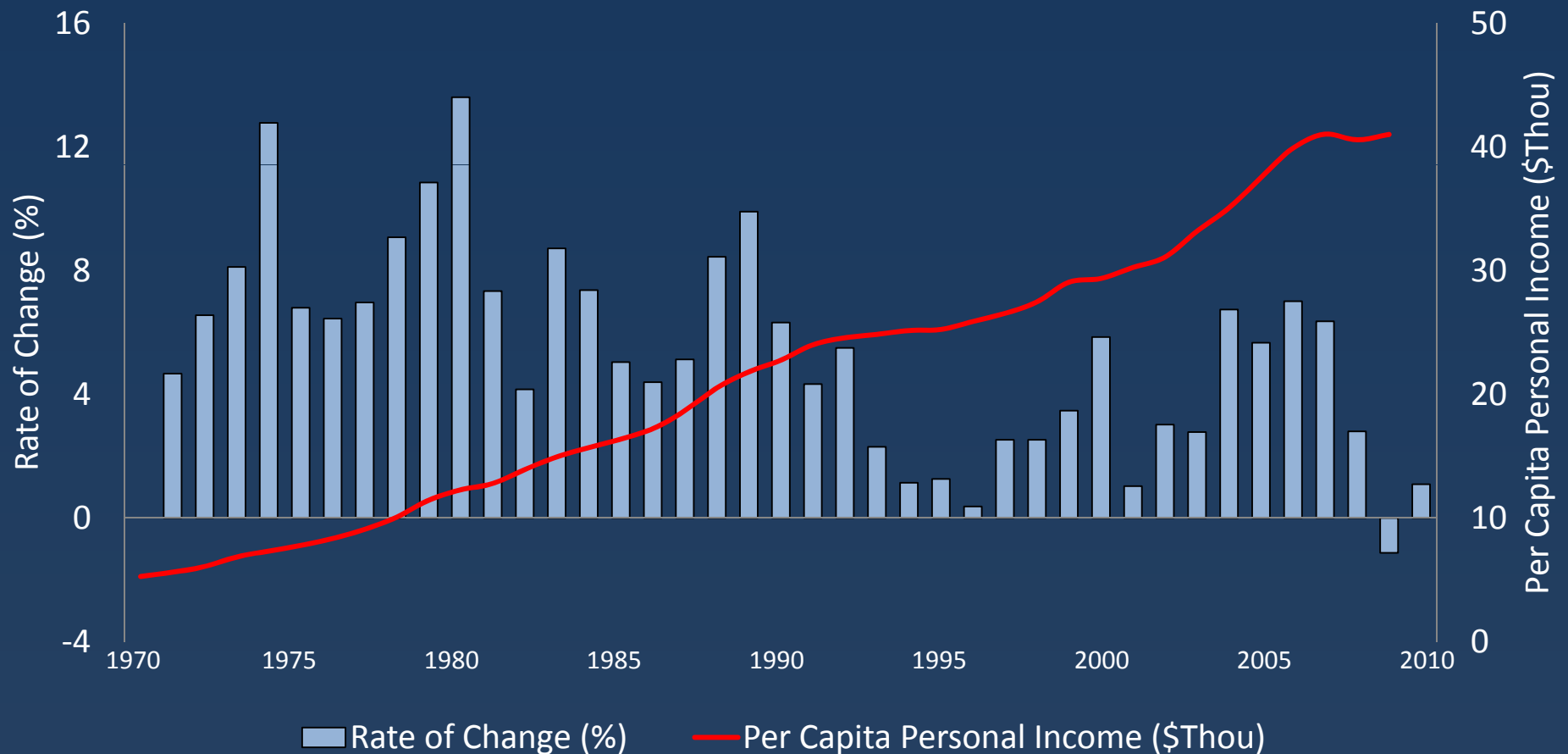


# Additional Factors in Determining Tuition Rates in Current Climate

- Elasticity
- Market & competitiveness
- Decrease in state support
- Increase in costs, e.g., utilities
- Deferred maintenance
- Campus priorities
- Systemwide initiatives

# Economic Indicators (cont.)

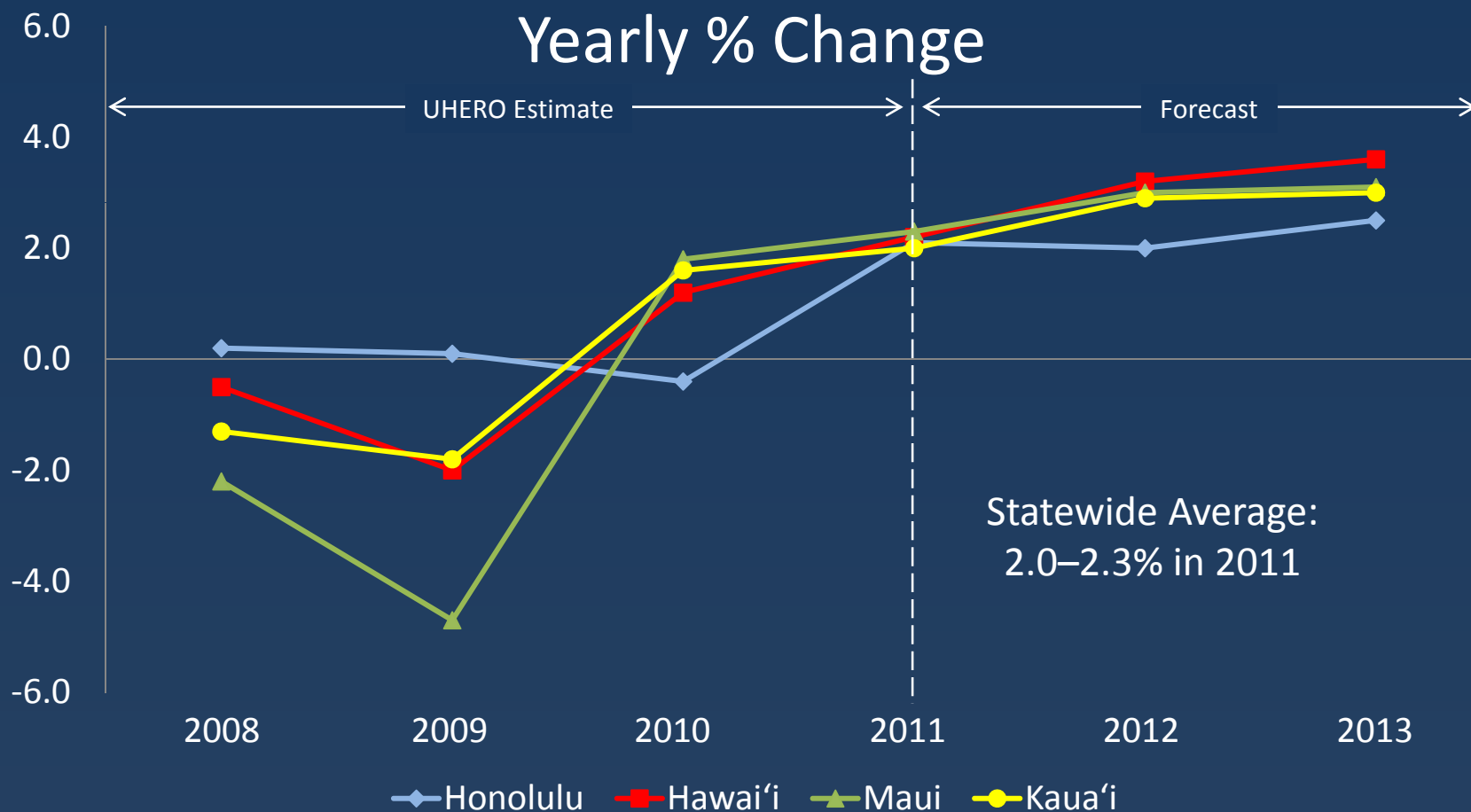
## Statewide Per Capita Personal Income



Source: The Economic Research Organization at the University of Hawai'i (UHERO), 2011.

# Economic Indicators (cont.)

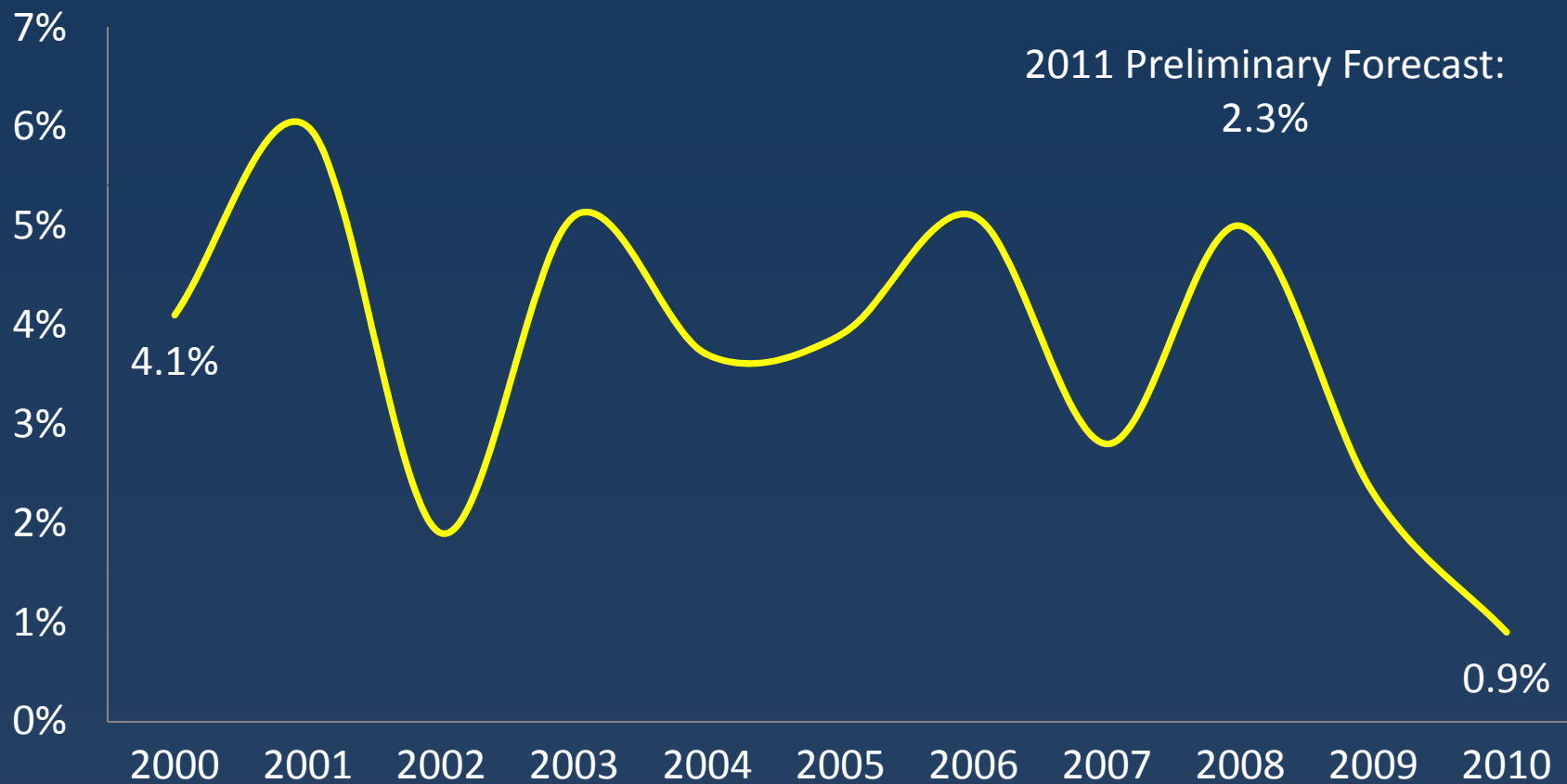
## Real Personal Income Yearly % Change



Source: The Economic Research Organization at the University of Hawai'i (UHERO), "Uneven Recovery Continues," May 2011.

# Economic Indicators (cont.)

## Higher Education Price Index



Source: Commonfund Institute

EVPA/P Aug2011

# Proposal for Differentiated Increases

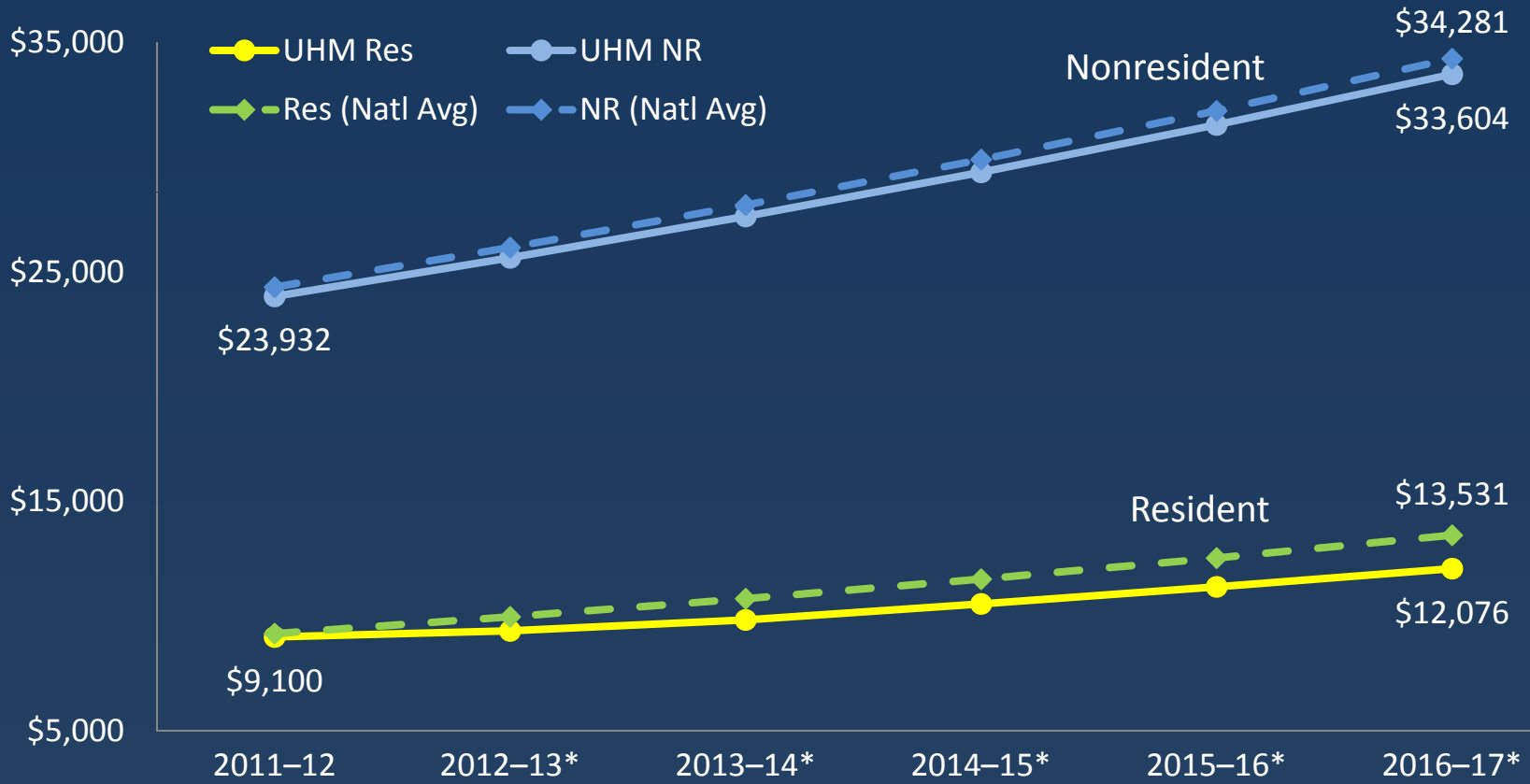
1. Modest increases for resident undergraduates, esp. years 1 & 2
2. Align nonresident rates with market and cost
3. Align UHM & UHH graduate rates with peers and competitors
4. Align UHWO tuition to UHH by 2014–15
5. Sustain low cost at UHCCs for residents
6. Maintain floor and ceiling for UHCC nonresident

## Proposal for Differentiated Increases (cont.)

7. Continue differentials for UHM and UHH professional programs (law, medicine, nursing, business, education, pharmacy)
8. Set ceilings for undergraduate professional/program fees at rate of resident tuition increase
9. Set ceilings for summer session
10. Increase apprenticeship fees from 40¢ per hour to 45¢ in year 2 and 50¢ in year 5

# Proposed Tuition Schedule\*

## UH Mānoa Undergraduate Tuition & Fees



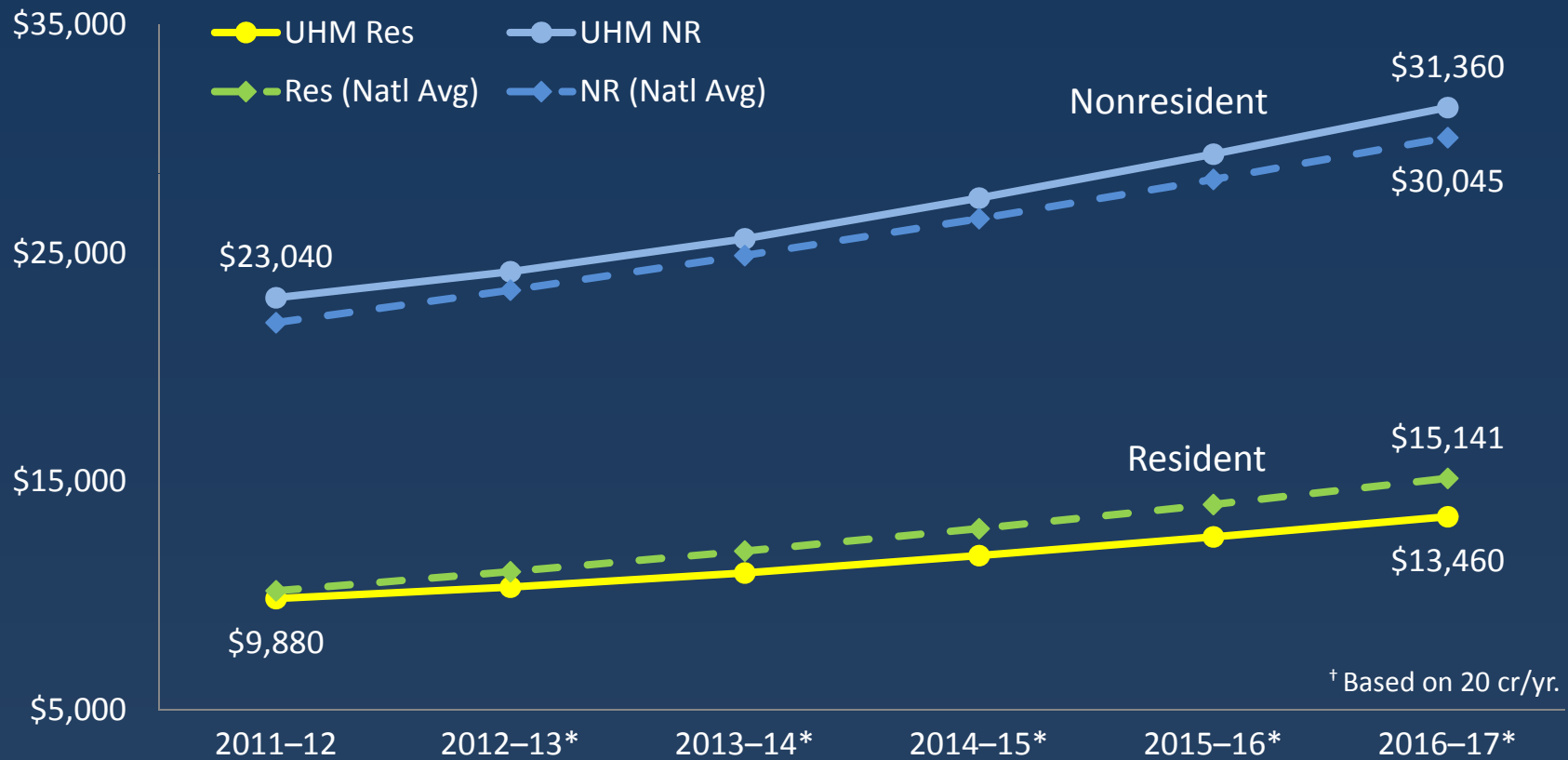
Year One Dollar Increase

Res: \$132/semester (12+ cr)

NR: \$840/semester (12+ cr)

# Proposed Tuition Schedule\*

## UH Mānoa Graduate Tuition & Fees<sup>†</sup>



<sup>†</sup> Based on 20 cr/yr.

Year One Dollar Increase

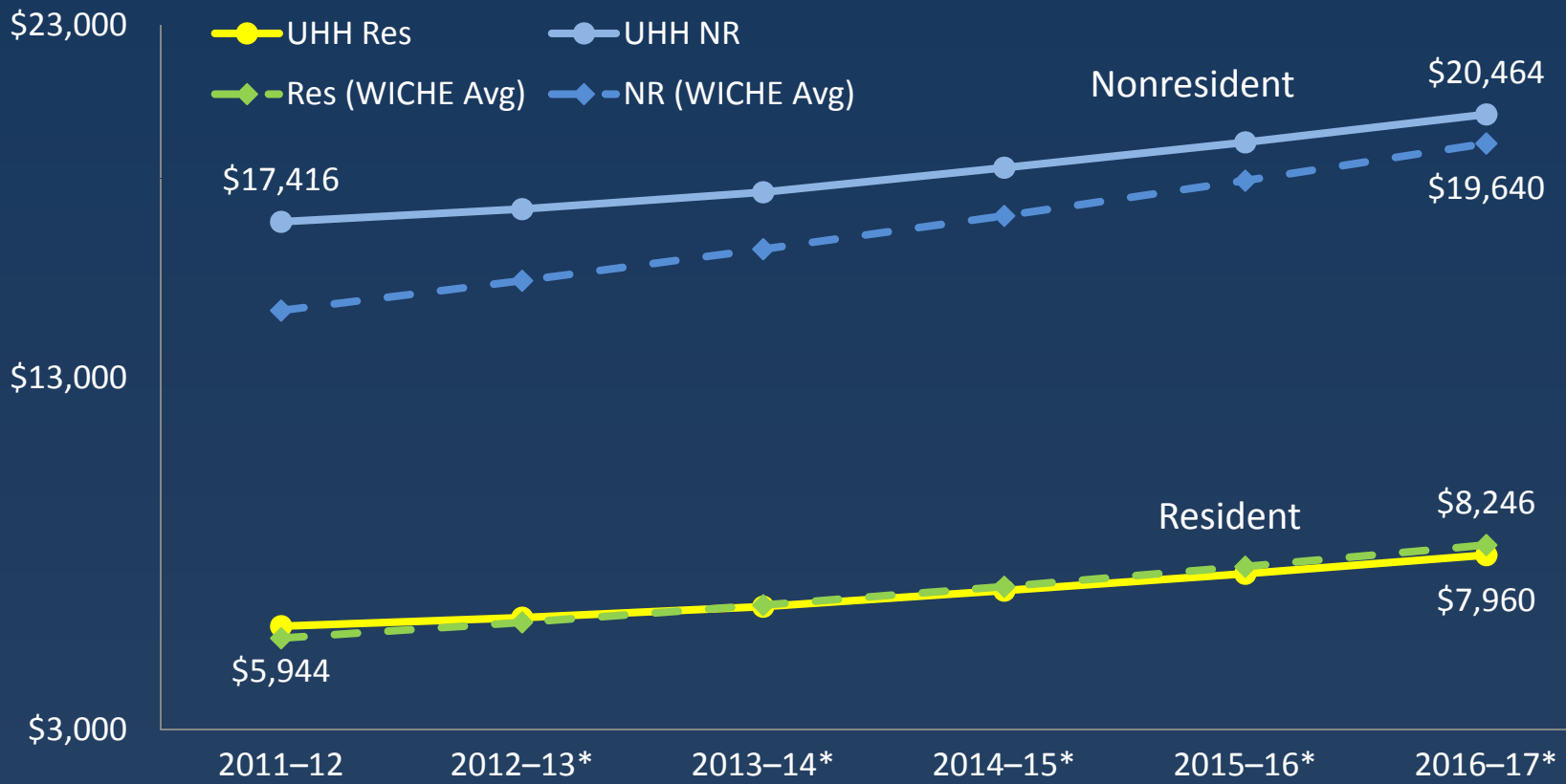
Res: \$250/semester (10 cr)

NR: \$570/semester (10 cr)



# Proposed Tuition Schedule\*

## UH Hilo Undergraduate Tuition & Fees



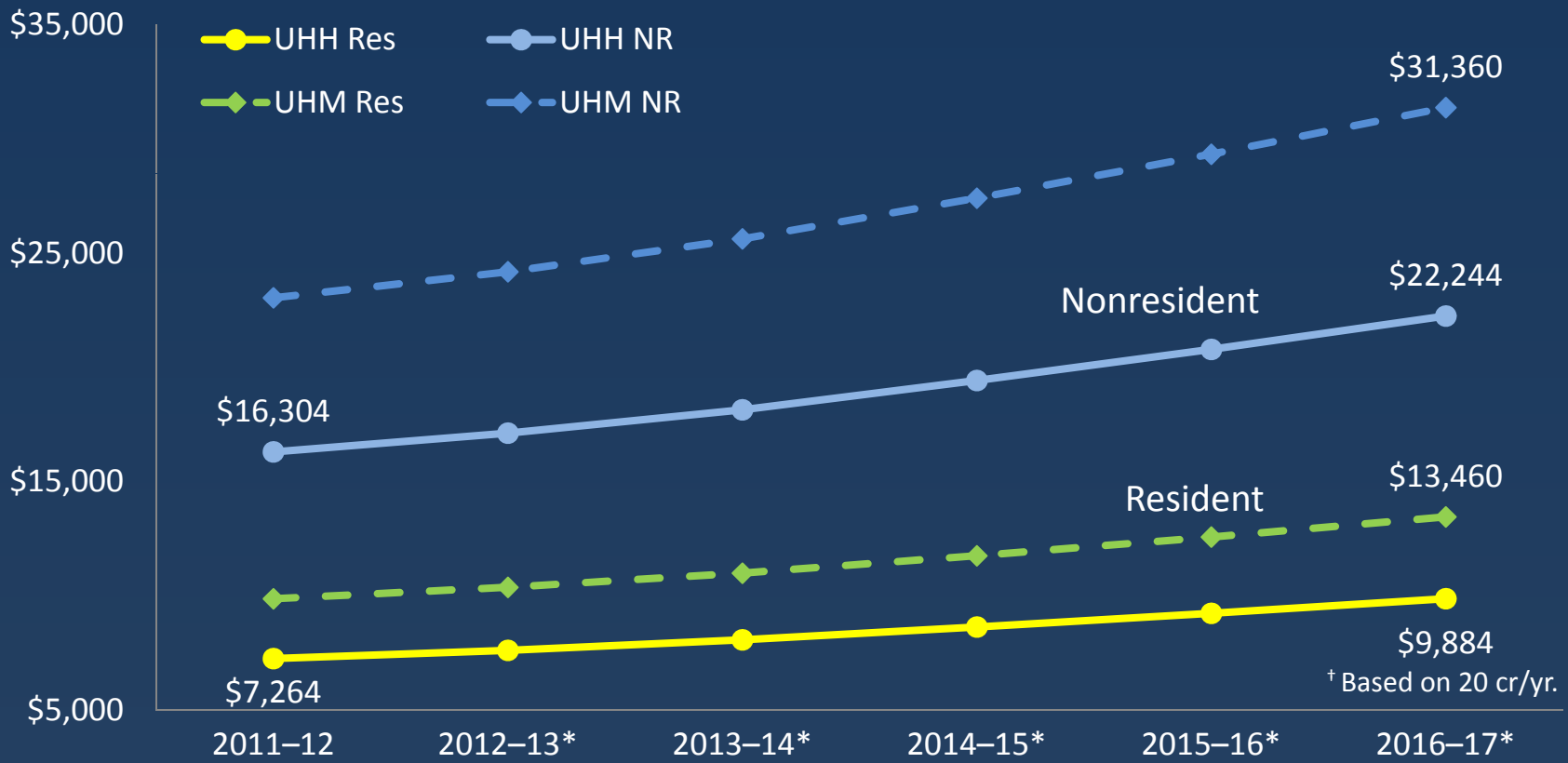
Year One Dollar Increase

Res: \$120/semester (12+ cr)

NR: \$180/semester (12+ cr)

# Proposed Tuition Schedule\*

## UH Hilo Graduate Tuition & Fees<sup>†</sup>



Year One Dollar Increase

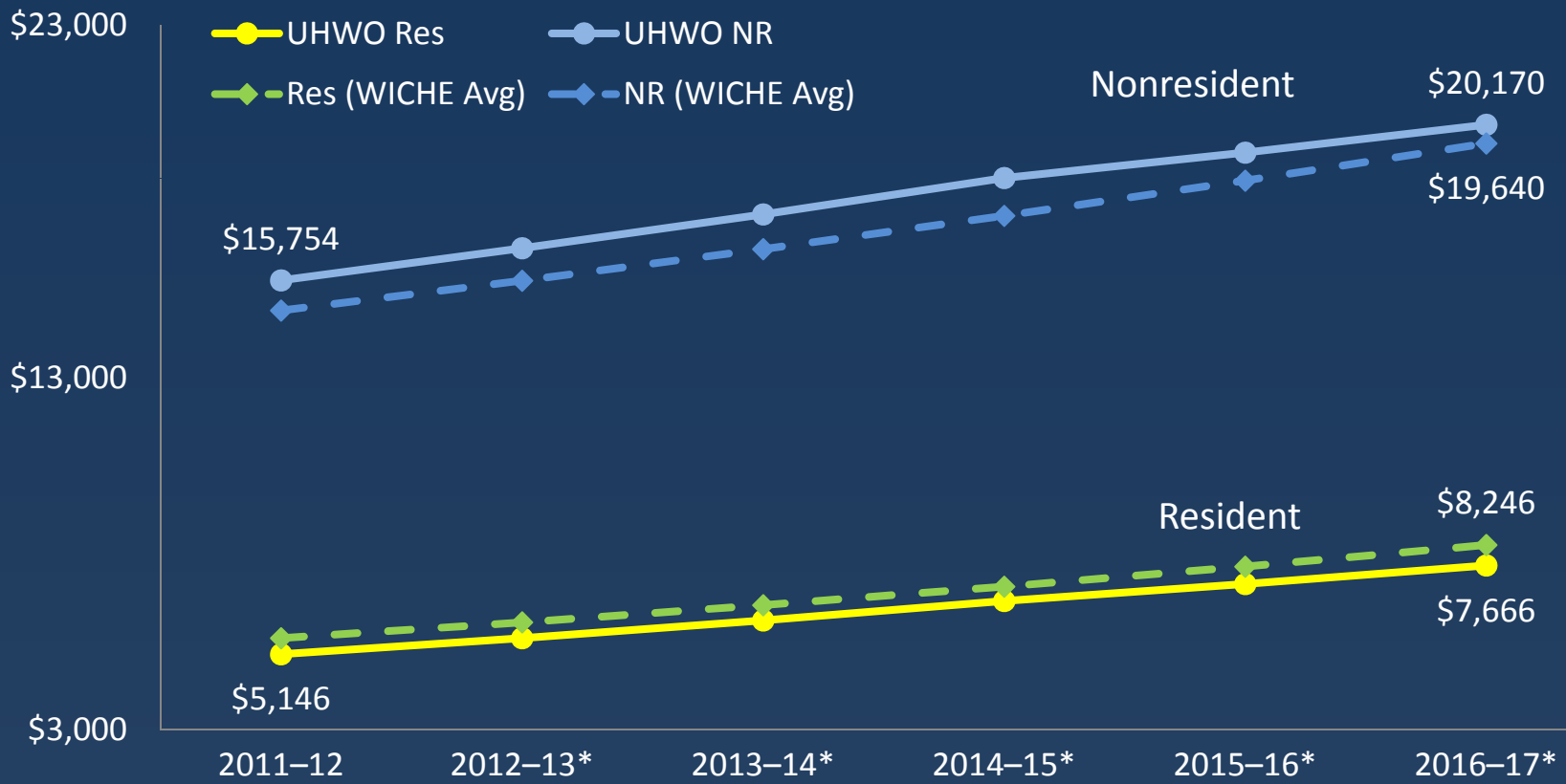
Res: \$180/semester (10 cr)

NR: \$410/semester (10 cr)

<sup>†</sup> Based on 20 cr/yr.

# Proposed Tuition Schedule\*

## UH West O'ahu Tuition & Fees



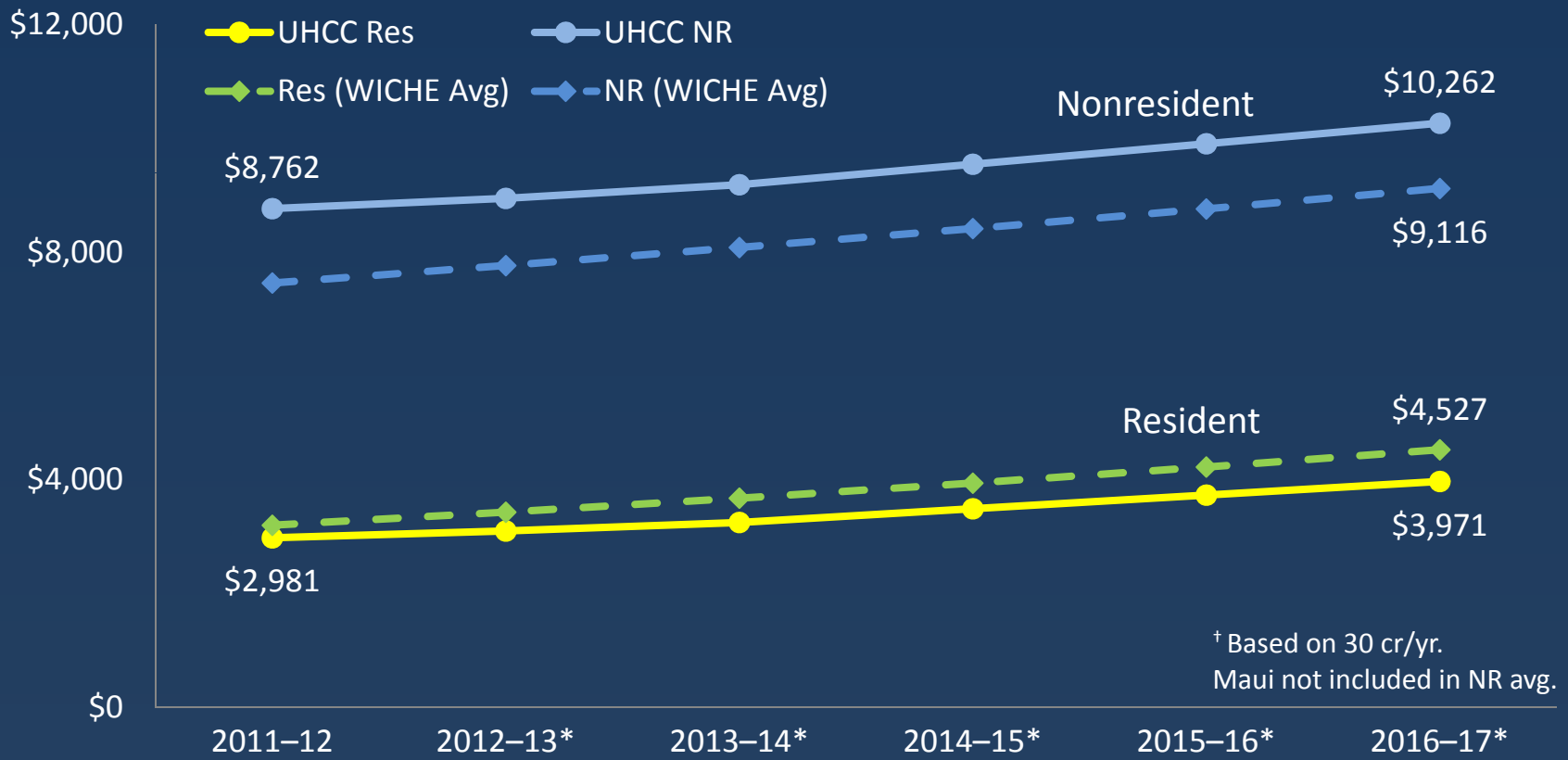
Year One Dollar Increase

Res: \$228/semester (12+ cr)

NR: \$456/semester (12+ cr)

# Proposed Tuition Schedule\*

## UH Community College Average Tuition & Fees<sup>†</sup>



<sup>†</sup> Based on 30 cr/yr.  
Maui not included in NR avg.

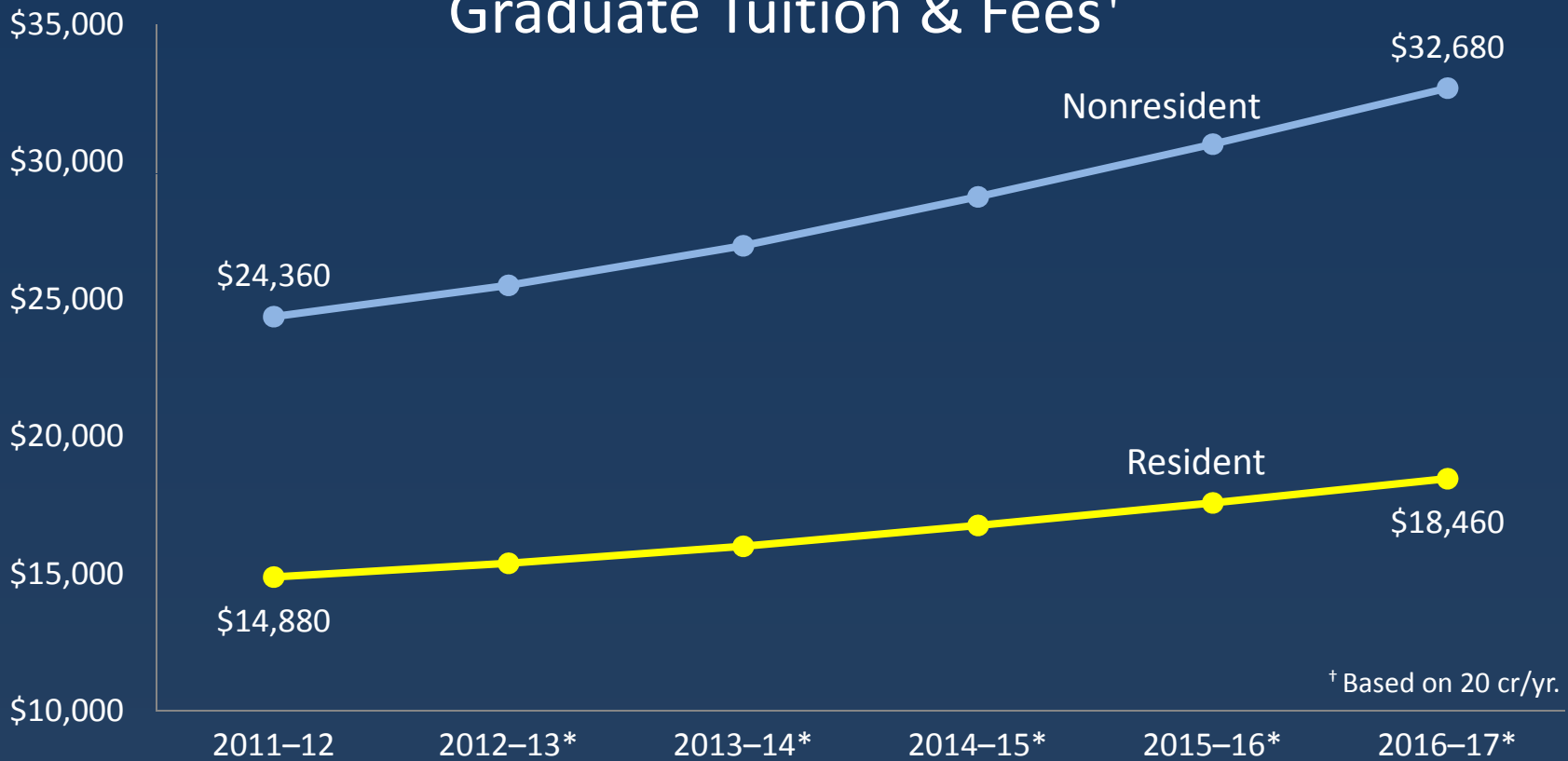
Year One Dollar Increase

Res: \$60/semester (15 cr)

NR: \$90/semester (15 cr)

# Proposed Tuition Schedule\*

## UH Mānoa Shidler College of Business Graduate Tuition & Fees<sup>†</sup>



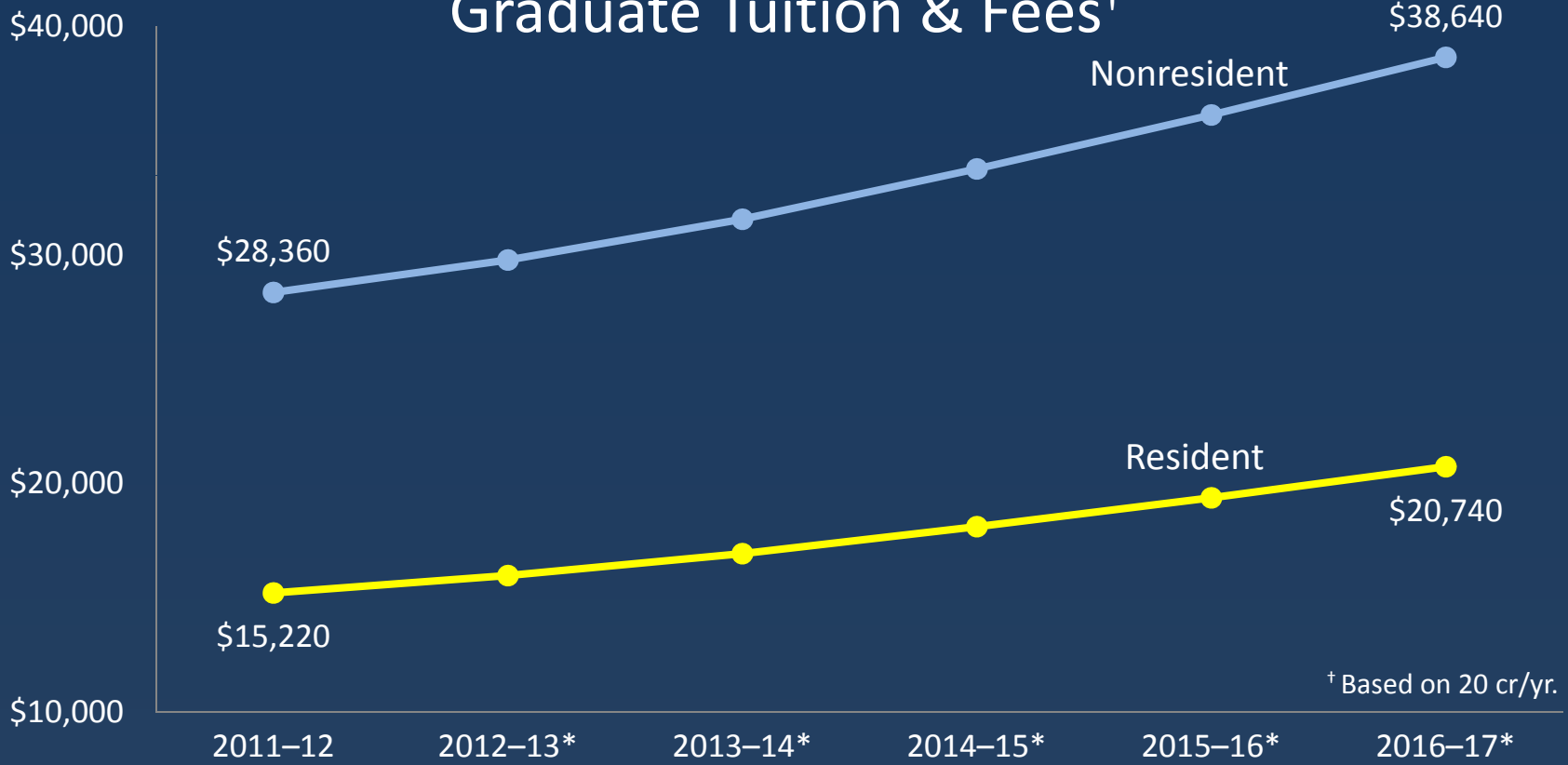
Year One Dollar Increase

Res: \$250/semester (10 cr)

NR: \$570/semester (10 cr)

# Proposed Tuition Schedule\*

## UH Mānoa School of Nursing Graduate Tuition & Fees<sup>†</sup>



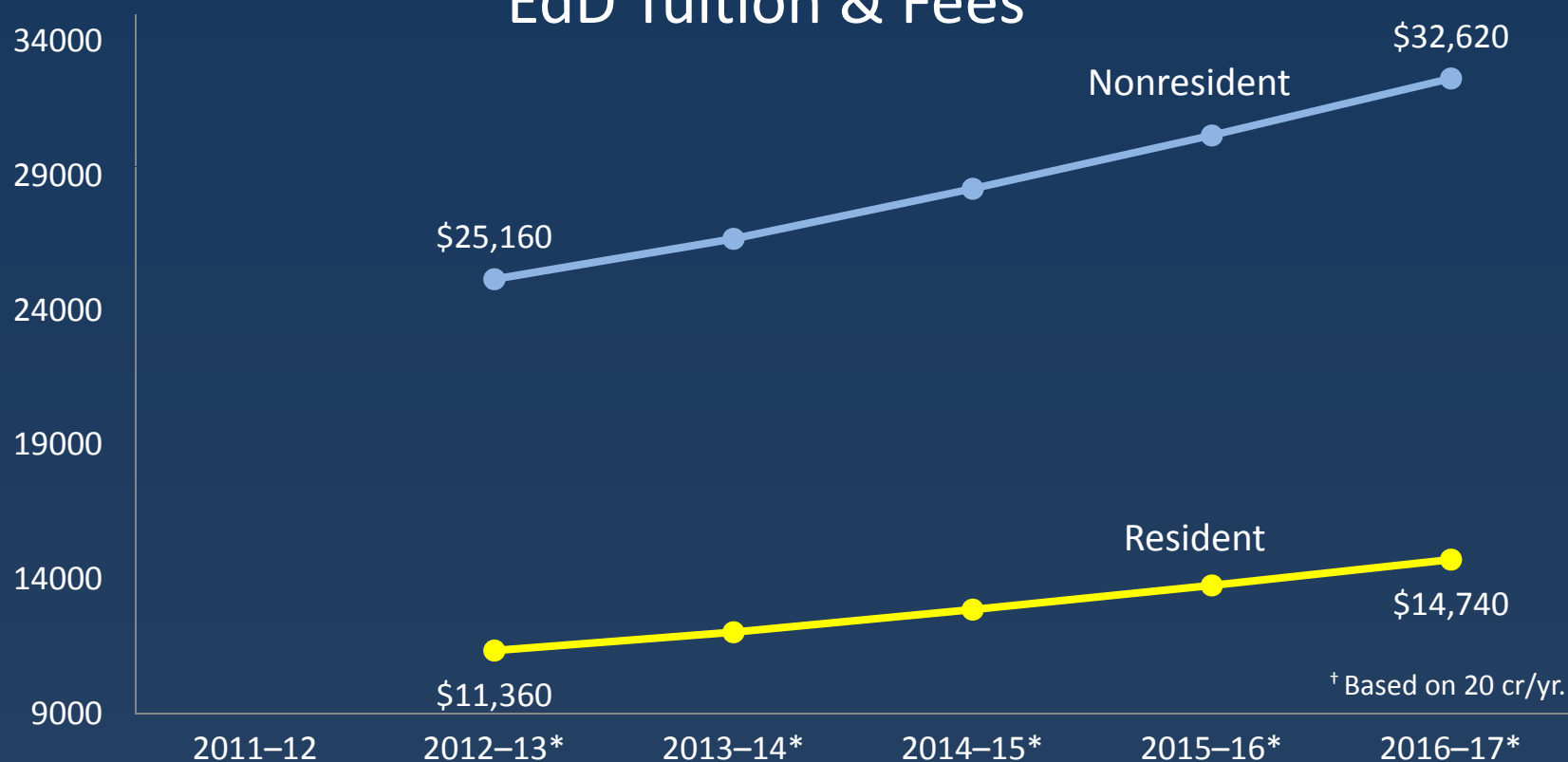
Year One Dollar Increase

Res: \$380/semester (10 cr)

NR: \$710/semester (10 cr)

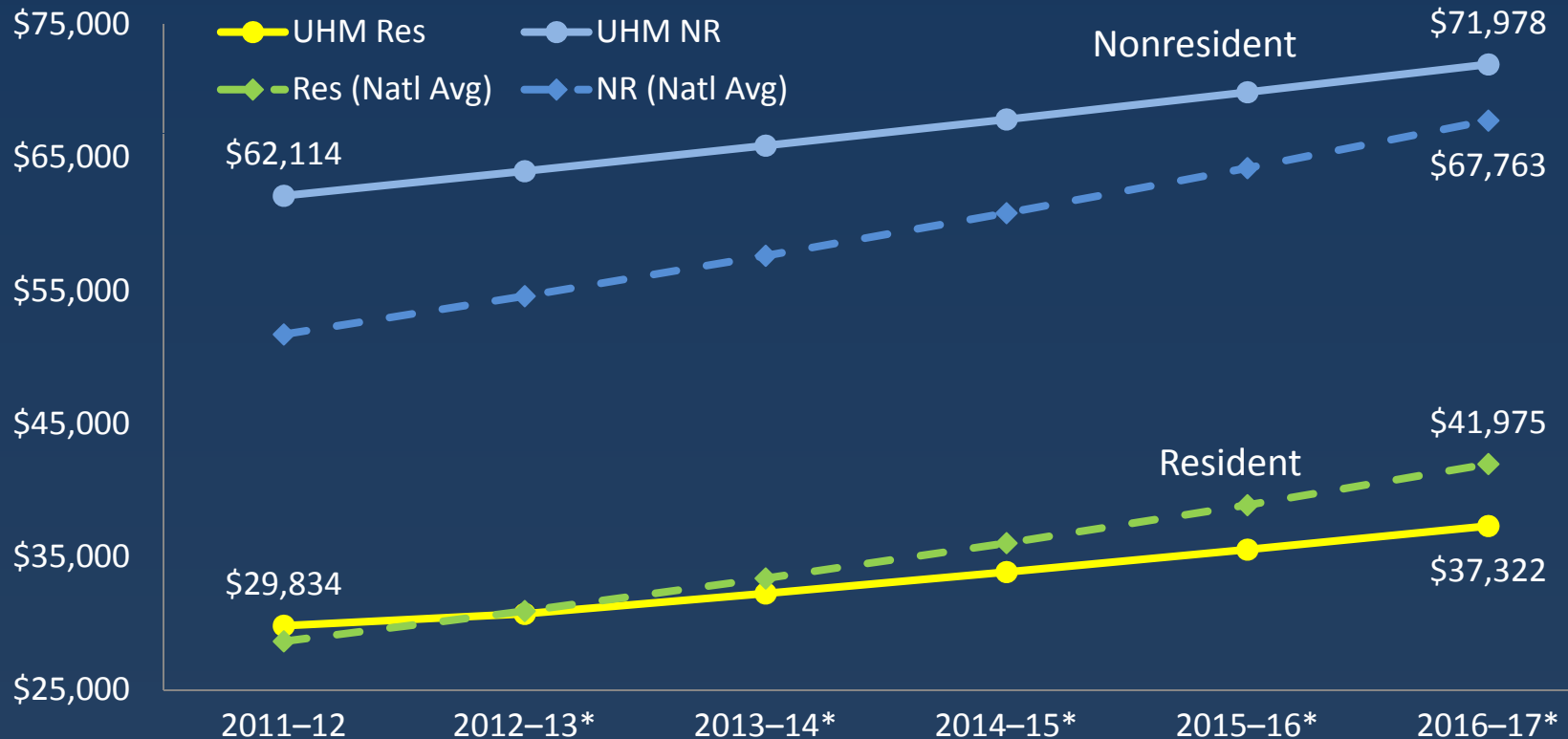
# Proposed Tuition Schedule\*

## UH Mānoa College of Education EdD Tuition & Fees<sup>†</sup>



# Proposed Tuition Schedule\*

## UH Mānoa John A. Burns School of Medicine Tuition & Fees



Year One Dollar Increase

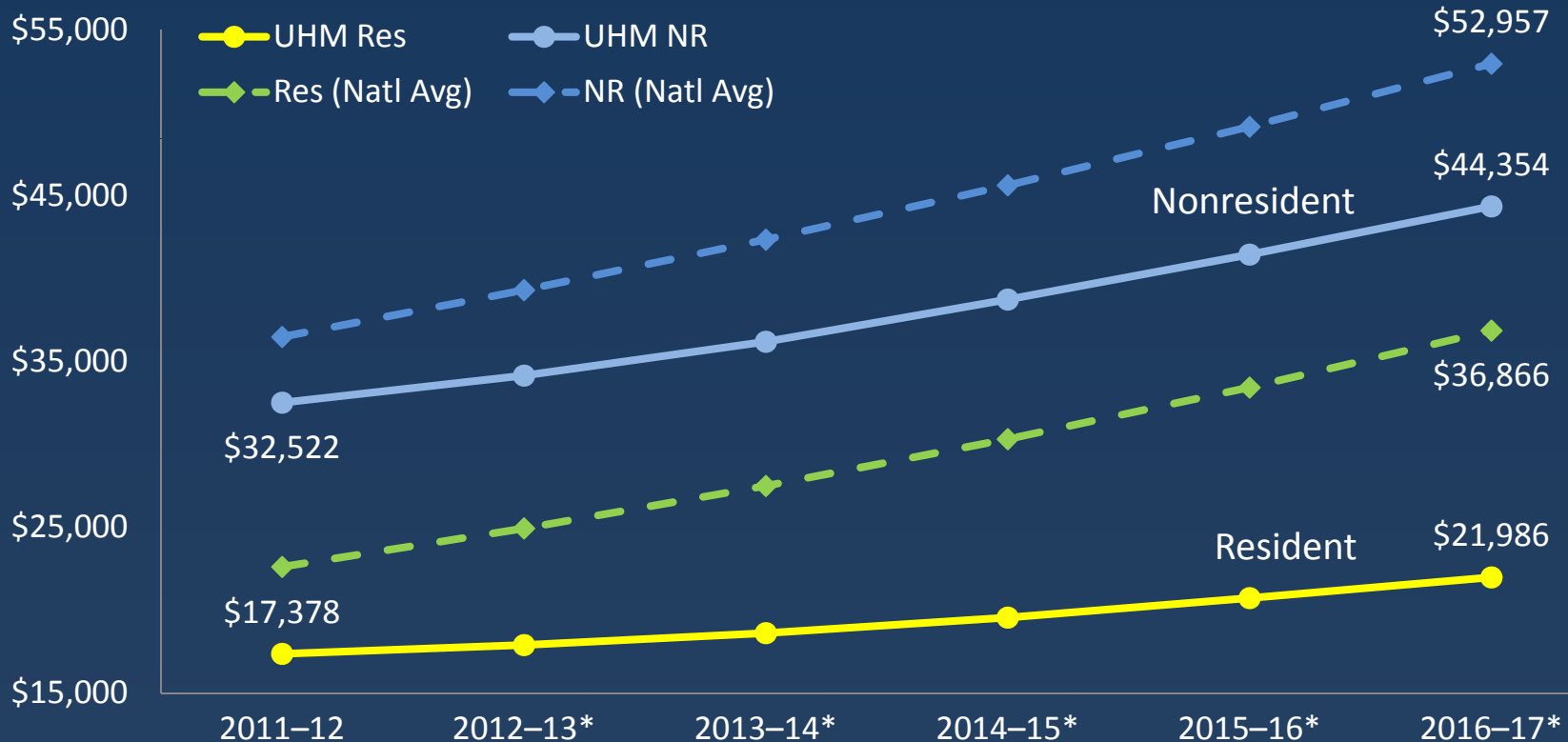
Res: \$444/semester (12+ cr)

NR: \$924/semester (12+ cr)



# Proposed Tuition Schedule\*

## UH Mānoa William S. Richardson School of Law Tuition & Fees



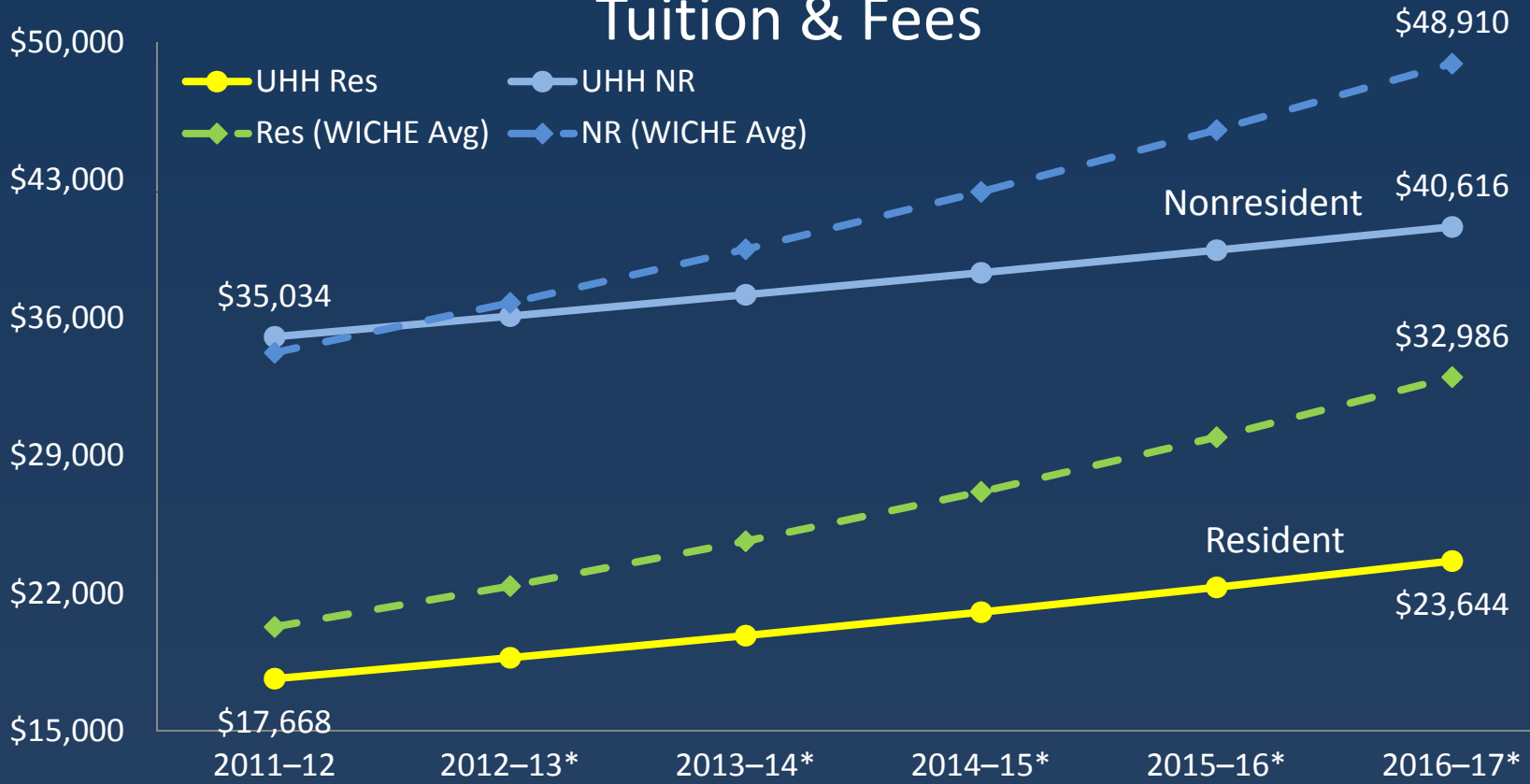
Year One Dollar Increase

Res: \$264/semester (12+ cr)

NR: \$816/semester (12+ cr)

# Proposed Tuition Schedule\*

## UH Hilo College of Pharmacy Tuition & Fees



Year One Dollar Increase

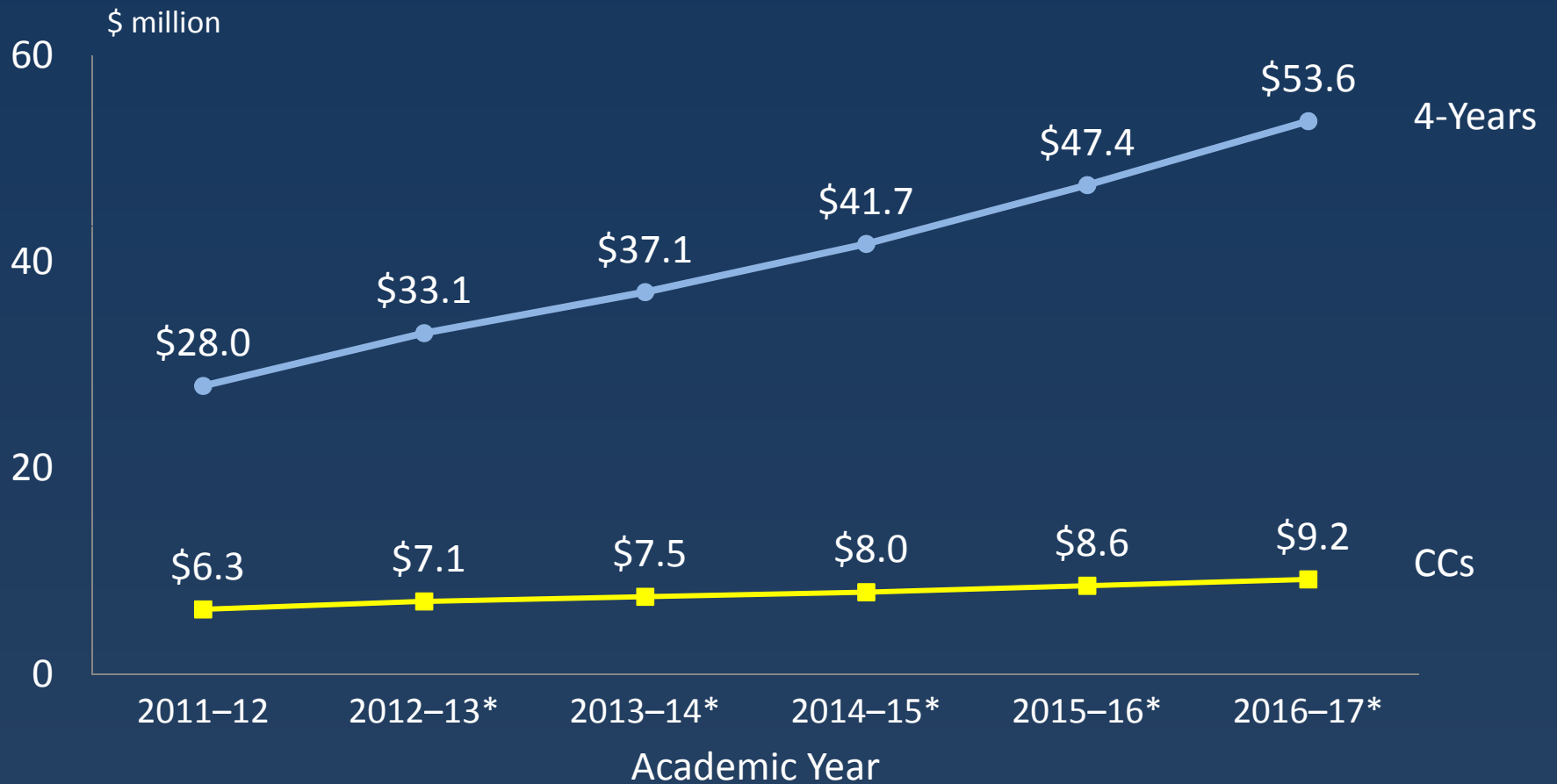
Res: \$530/semester

NR: \$526/semester

# Estimated Increase in Financial Aid

- Current institutional aid from tuition revenues awarded (\$30.7 million in 10–11)
- Propose 5% increase in institutional aid at 4-year institutions (from 15 to 20% of tuition revenues)
  - Increased need-based aid
  - Increased opportunities for on-campus work
- Sustain institutional aid at the CCs (11% of tuition revenues)

# Proposed Increase in Institutional Aid\*

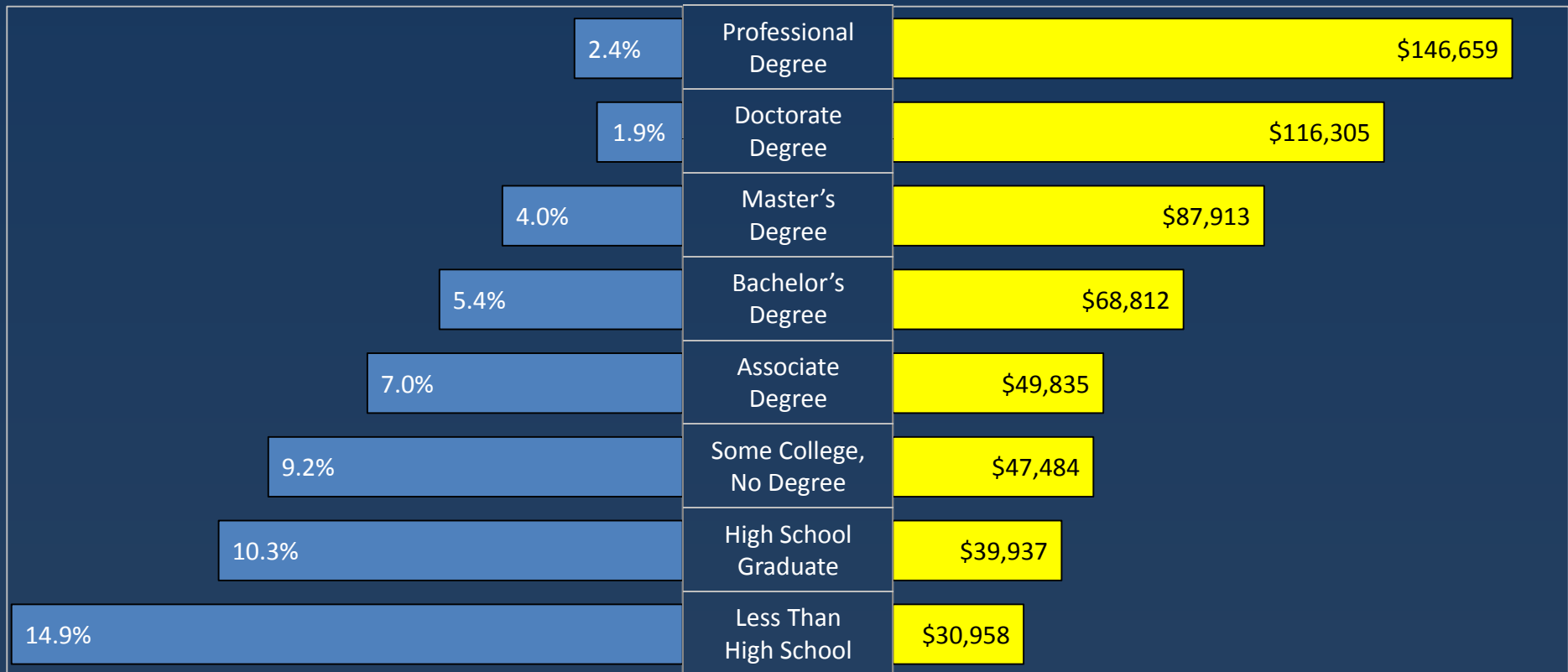


# Value of Higher Education

## Education and Training Pay

Unemployment Rate in 2010

Mean Earnings in 2009



Note: Earnings for year-round full-time workers 25 years and over; unemployment rate for those 25 and over

Source: Bureau of the Census; Bureau of Labor Statistics. Published by: Postsecondary Education OPPORTUNITY.

# Direct Benefits to Students

## Core Needs

- Financial aid
- Hiring and retention of faculty
- Classroom & facility improvements

## Campus Specific Needs (varies by campus)

- Maintain course availability
- Increased security
- Debt service
- Academic and student support services

# Summary

- Proposing modest increases for resident undergraduates (\$60, \$120, \$132, \$228 per semester in the 1<sup>st</sup> year)
- Proposing graduate & nonresident rates at market and/or cost
- Proposing substantial increase in financial assistance

## III. The Process

1. Research, policy review, and proposal preparation	Fall 2010 / ongoing
2. BOR tuition policy briefing	Nov 2010
3. BOR tuition proposal	Aug 2011
4. Proposal distribution / public meetings	Sep–Oct 2011
5. Revisions	Oct 2011
6. BOR consideration and action	Oct 26, 2011
7. Filing with Lt. Governor	Following BOR action



# University of Hawai'i Proposed Tuition Schedule



Linda K. Johnsrud

Executive Vice President for  
Academic Affairs/Provost

October 26, 2011

[www.hawaii.edu/offices/app/tuition](http://www.hawaii.edu/offices/app/tuition)

# Purpose

- BOR action required to establish new tuition schedule, effective fall 2012
- Per BOR policy, establish a “fair and reasonable” rate of tuition
- Address the funding needs of the University and protect access of students to a quality education

# Context

- Annual appropriation cut by \$86m since 2009
- All-time record high enrollments at 60,000+
- Committed to achieving our strategic goals and maintaining quality

# Factors Considered

1. Financing & Cost of Education
2. Access & Student Mix
3. Financial Aid
4. Cost Sharing
5. Differential Rates
6. Peer Comparisons
7. Advance Notice

# Summary of Tuition Briefings

- 11 public meetings  
(10 campuses, HITS to all islands)
  - 1 meeting with UH Student Caucus
  - 1 requested briefing to UH Hilo/Hawai'i  
CC's Hanakahi Council
- 
- Total attendance: 392
  - Testimony received: 45 oral, 18 written

# Testimony in Opposition (Majority)

- Paying more but not receiving value in return
- Impact on access for Native Hawaiians and low and middle income groups
- Adequate consideration of other revenue sources and cost-saving measures
- Transparency in use of tuition revenues

# Neutral Testimony (Minority)

- Understand the need for an increase but concerned students won't see benefits
- Not worried about next two years but worried about impact of years 3, 4, and 5
- If students rally to decrease cost of utilities, could savings offset tuition increase?

# Next Steps Based on Testimony

- On-campus work
- UHCC campus-based aid
- Cost share of nonresident tuition (UHH)
- Summer tuition

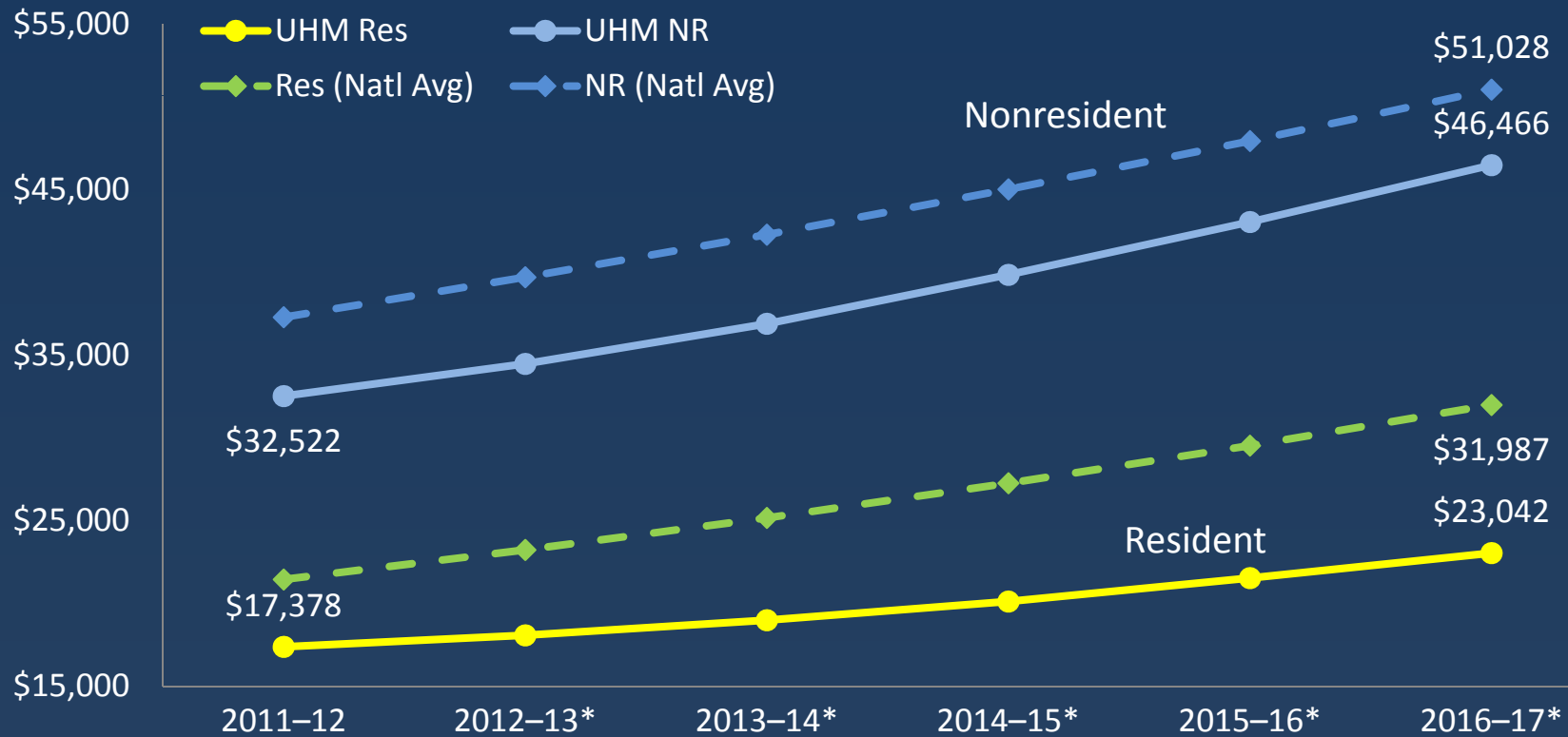


# Changes to Original Proposal

- Added UHH graduate nursing
- Converted UHH College of Pharmacy tuition to per-credit rate
- Increased UHM Law School an additional 1%

# Proposed Tuition Schedule\*

## UH Mānoa William S. Richardson School of Law Tuition & Fees

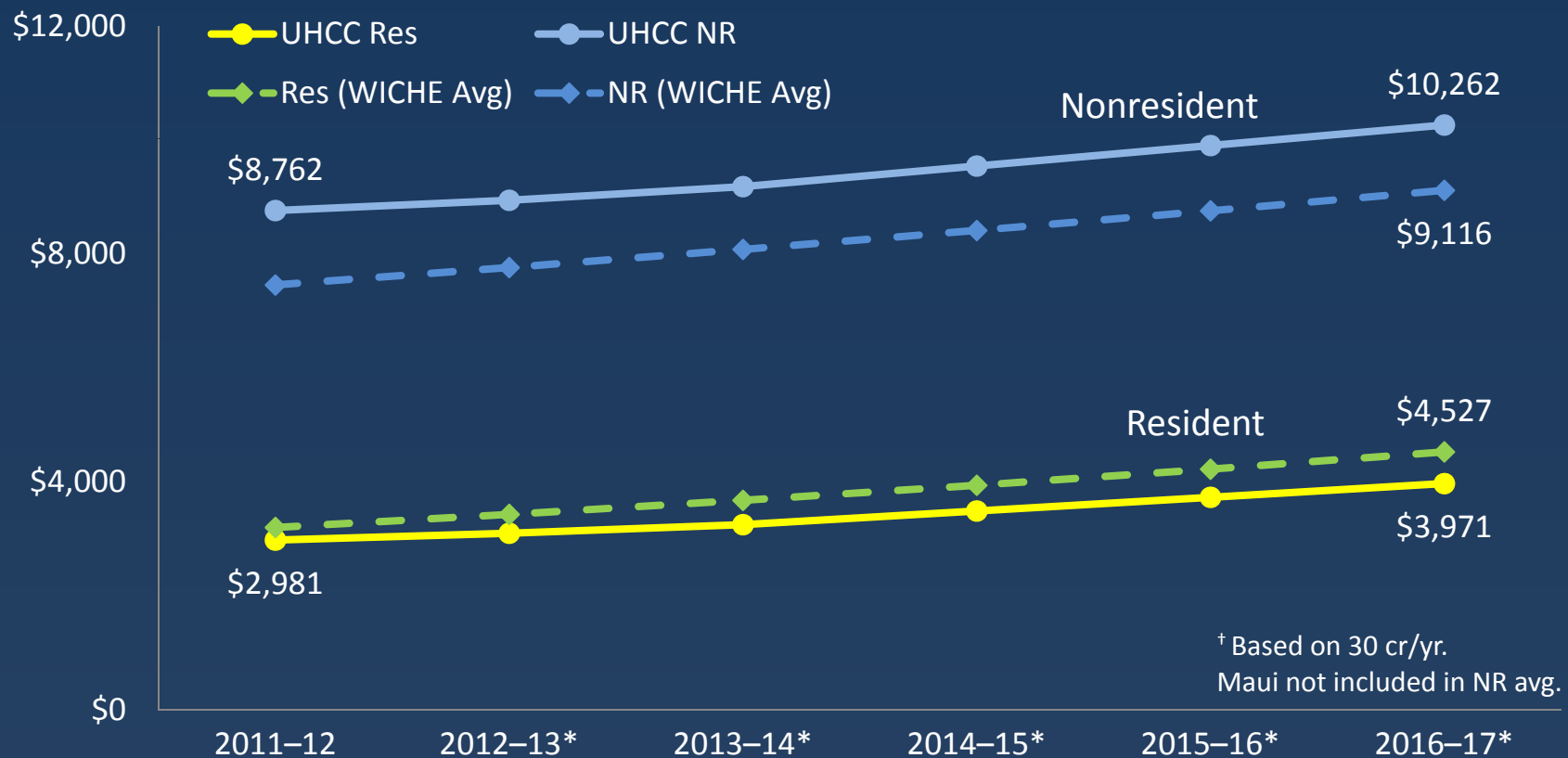


# Proposed Tuition Rates

- Modest increase for resident undergraduates
- Graduate and nonresident rates aligned to market and cost
- At or below projected WICHE and national peer averages

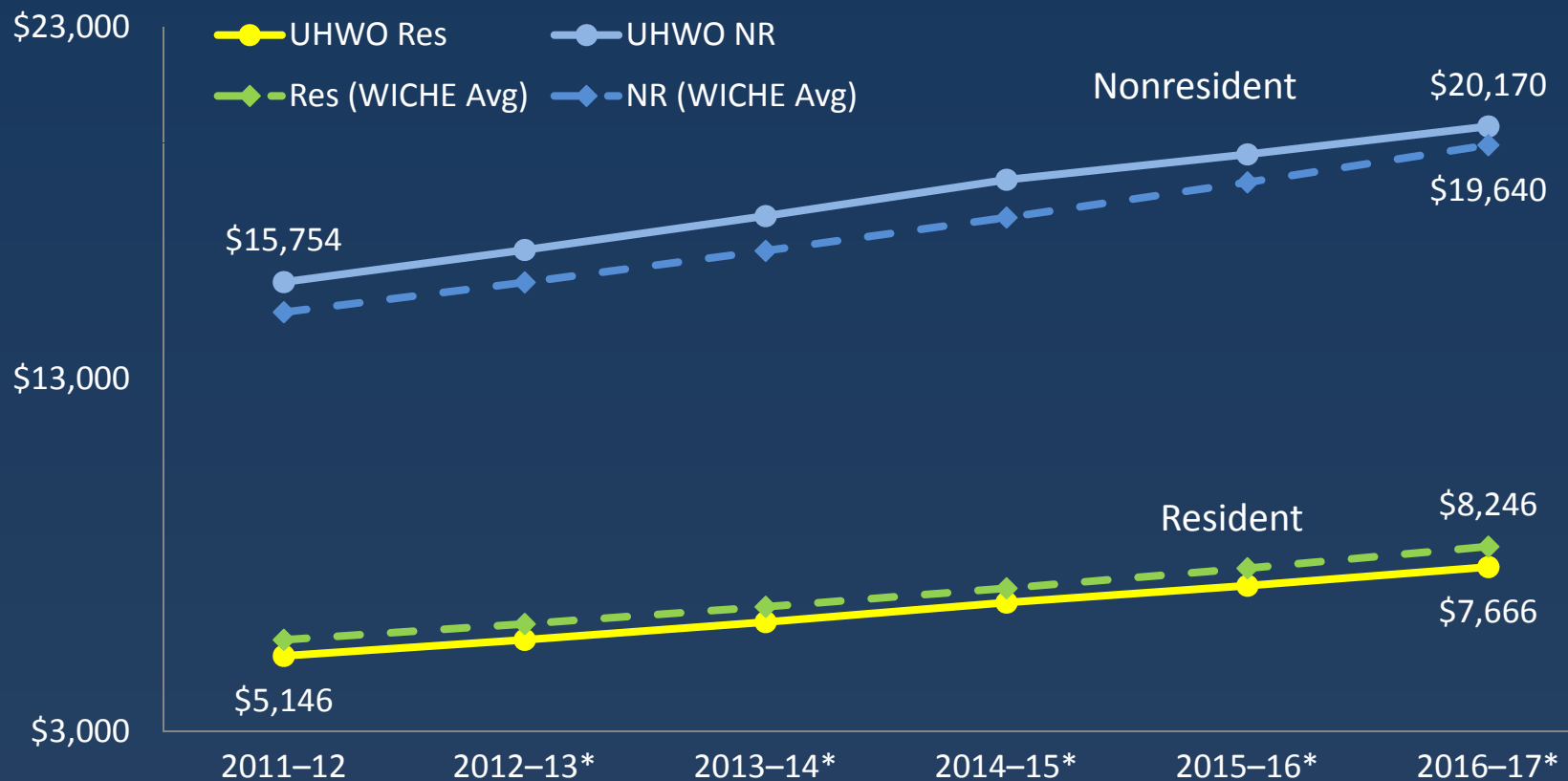
# Proposed Tuition Schedule\*

## UH Community College Average Tuition & Fees<sup>†</sup>



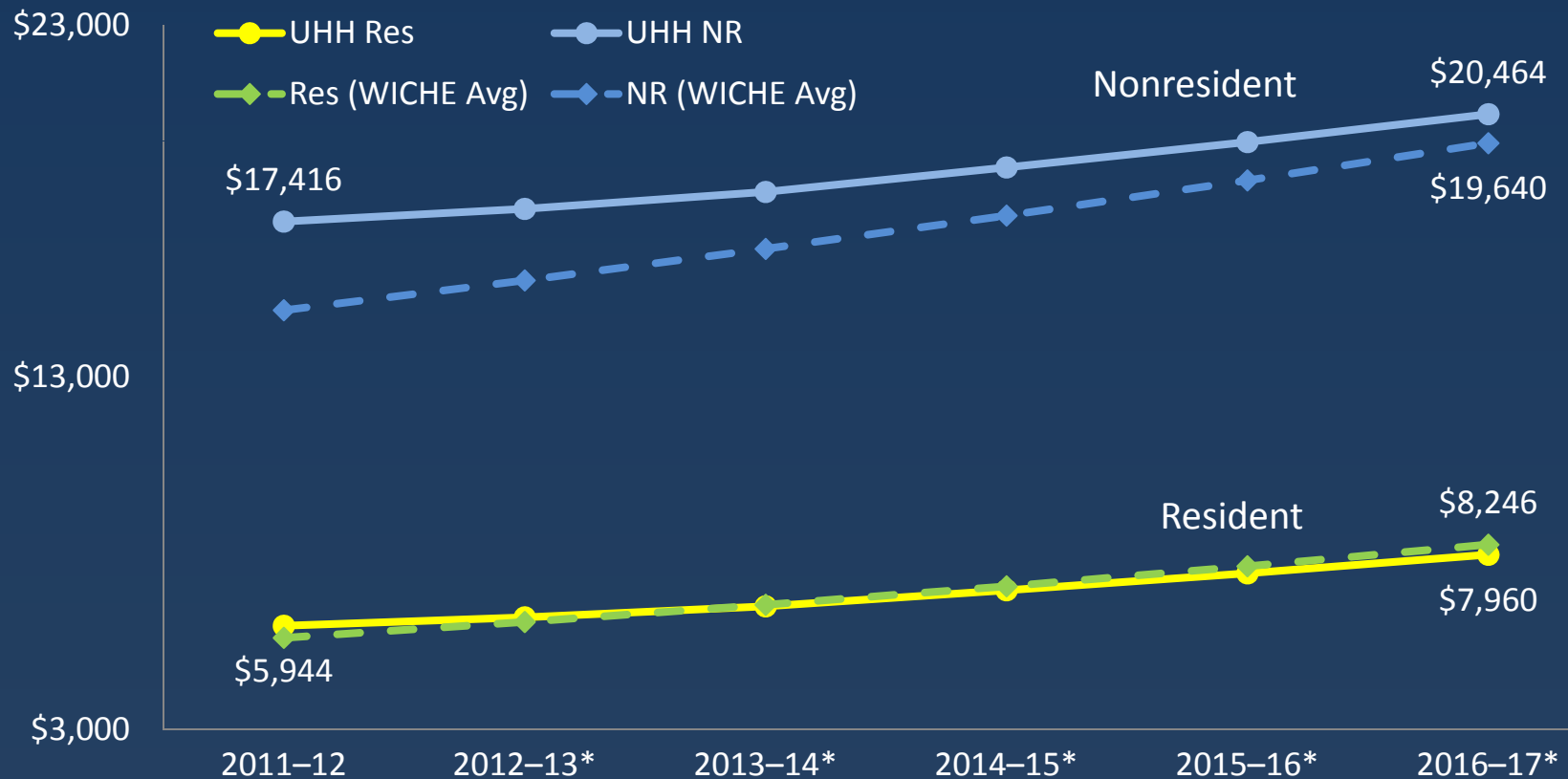
# Proposed Tuition Schedule\*

## UH West O'ahu Tuition & Fees



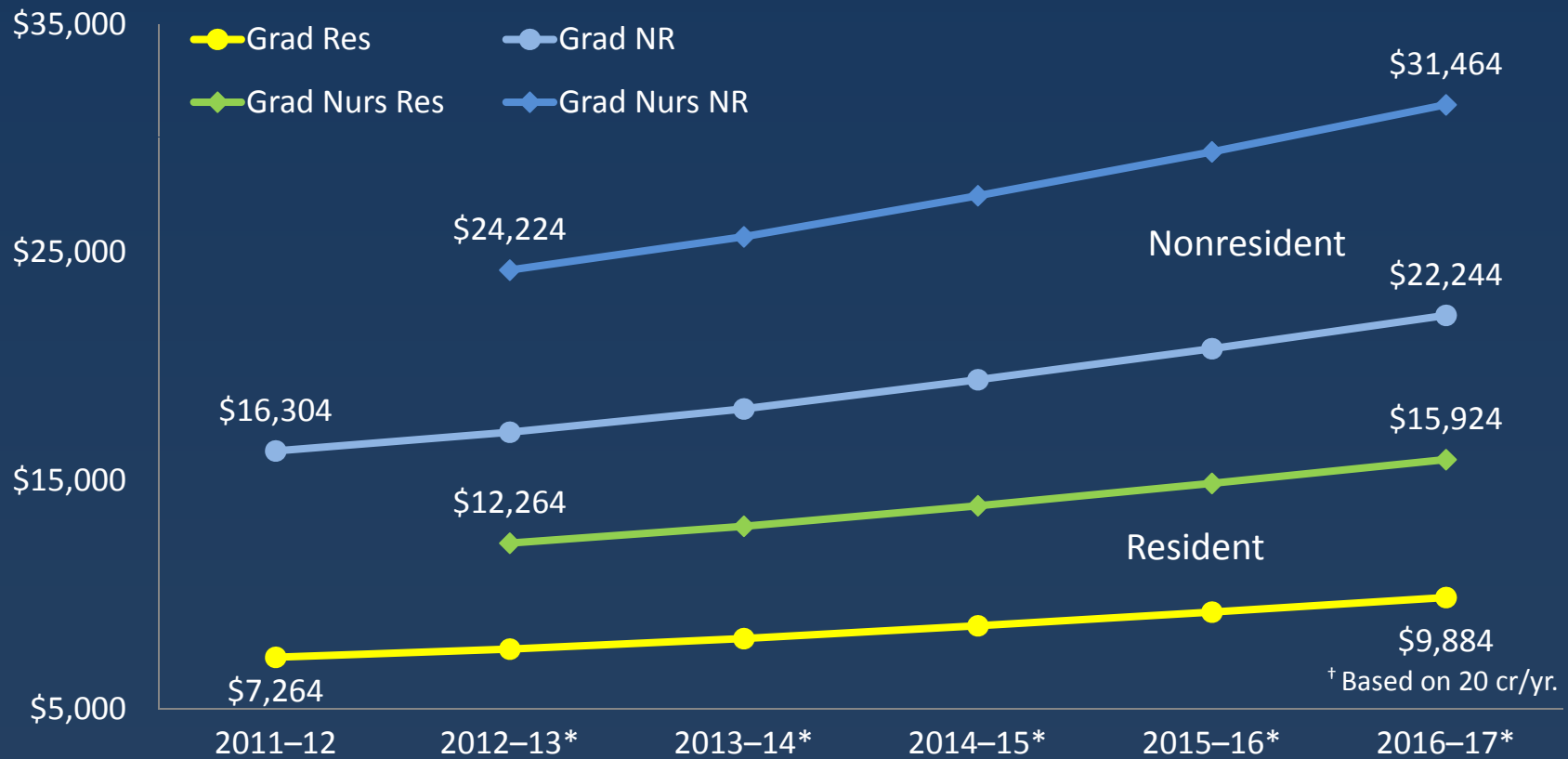
# Proposed Tuition Schedule\*

## UH Hilo Undergraduate Tuition & Fees



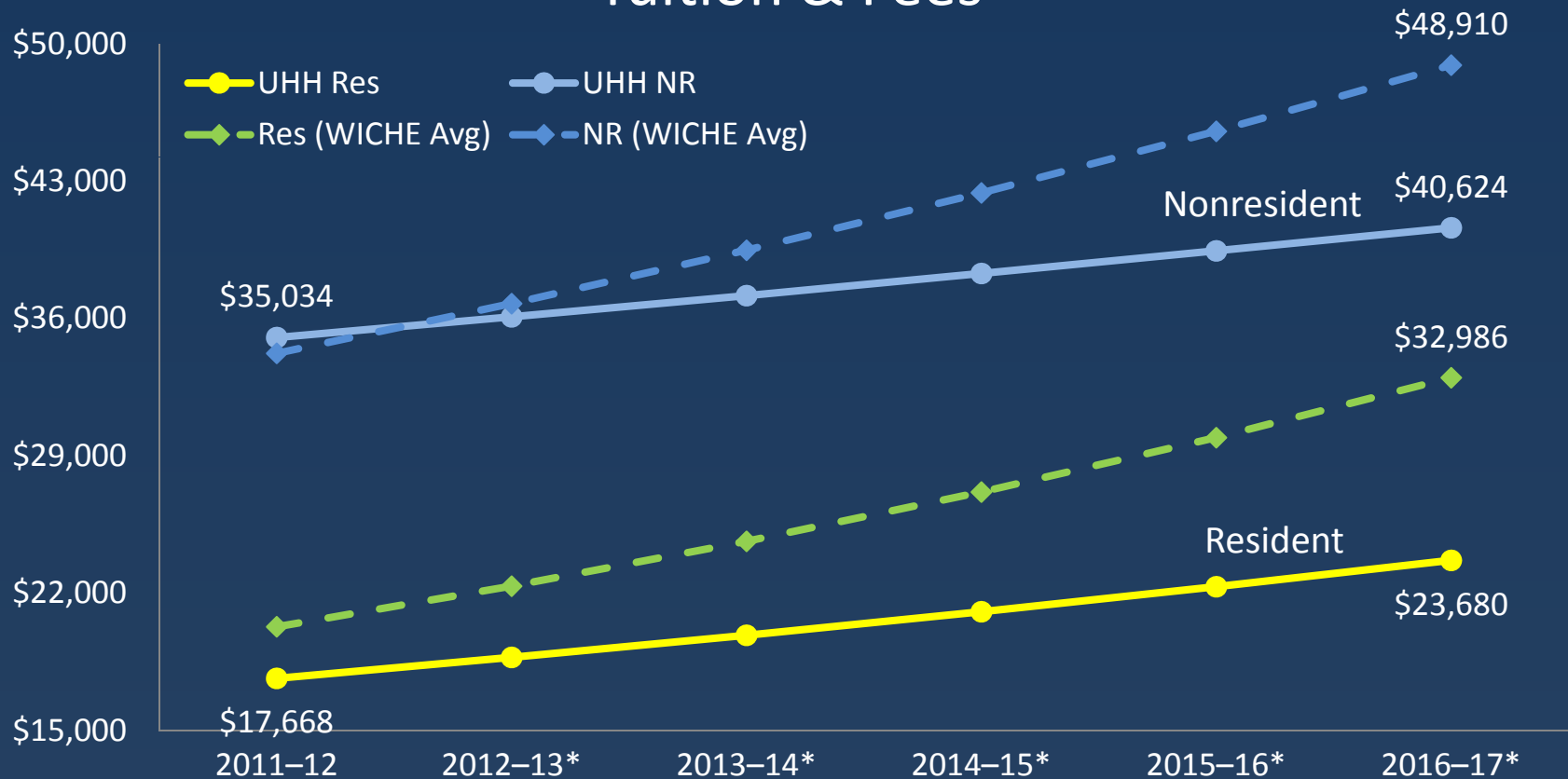
# Proposed Tuition Schedule\*

## UH Hilo Graduate Tuition & Fees<sup>†</sup>



# Proposed Tuition Schedule\*

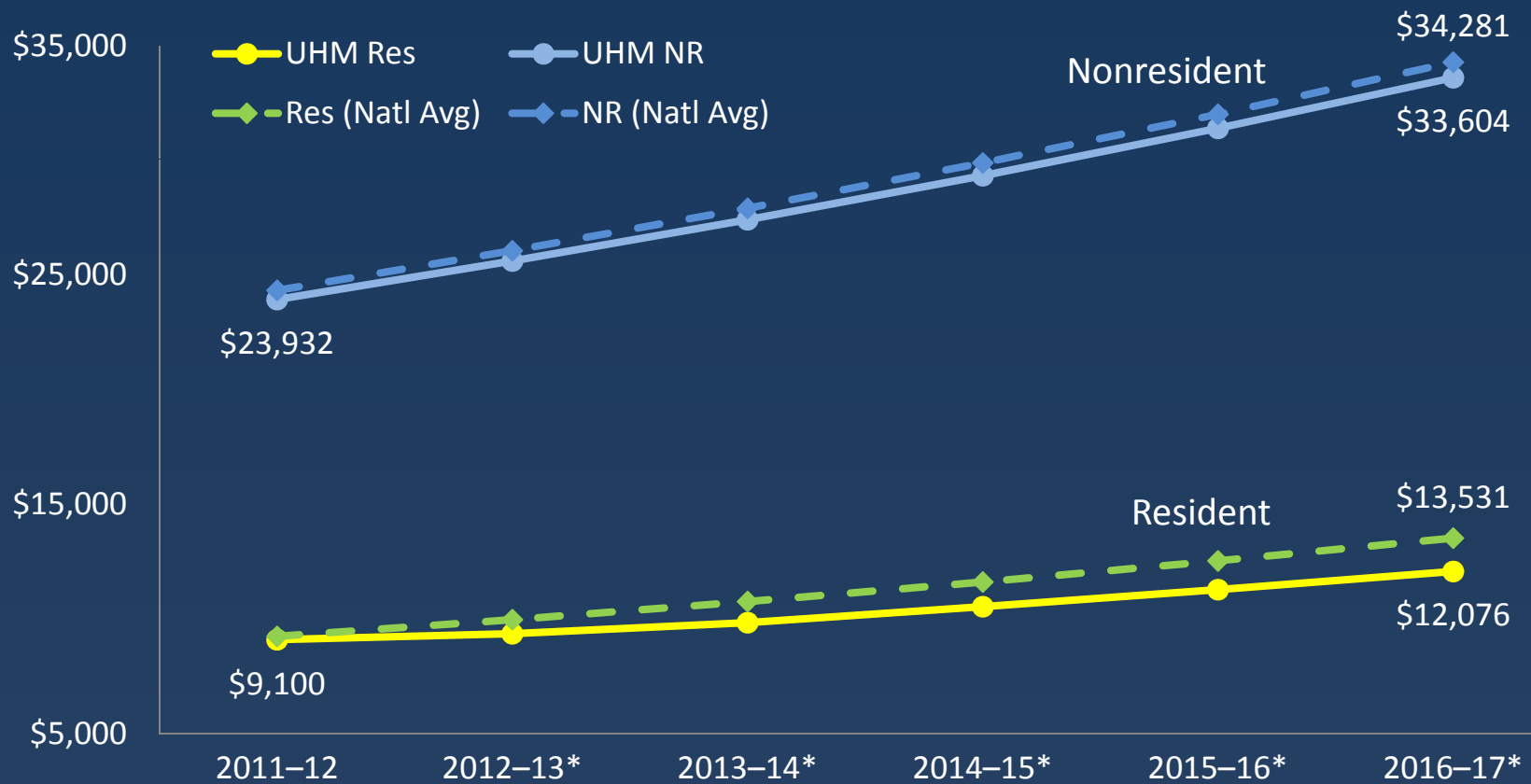
## UH Hilo College of Pharmacy Tuition & Fees





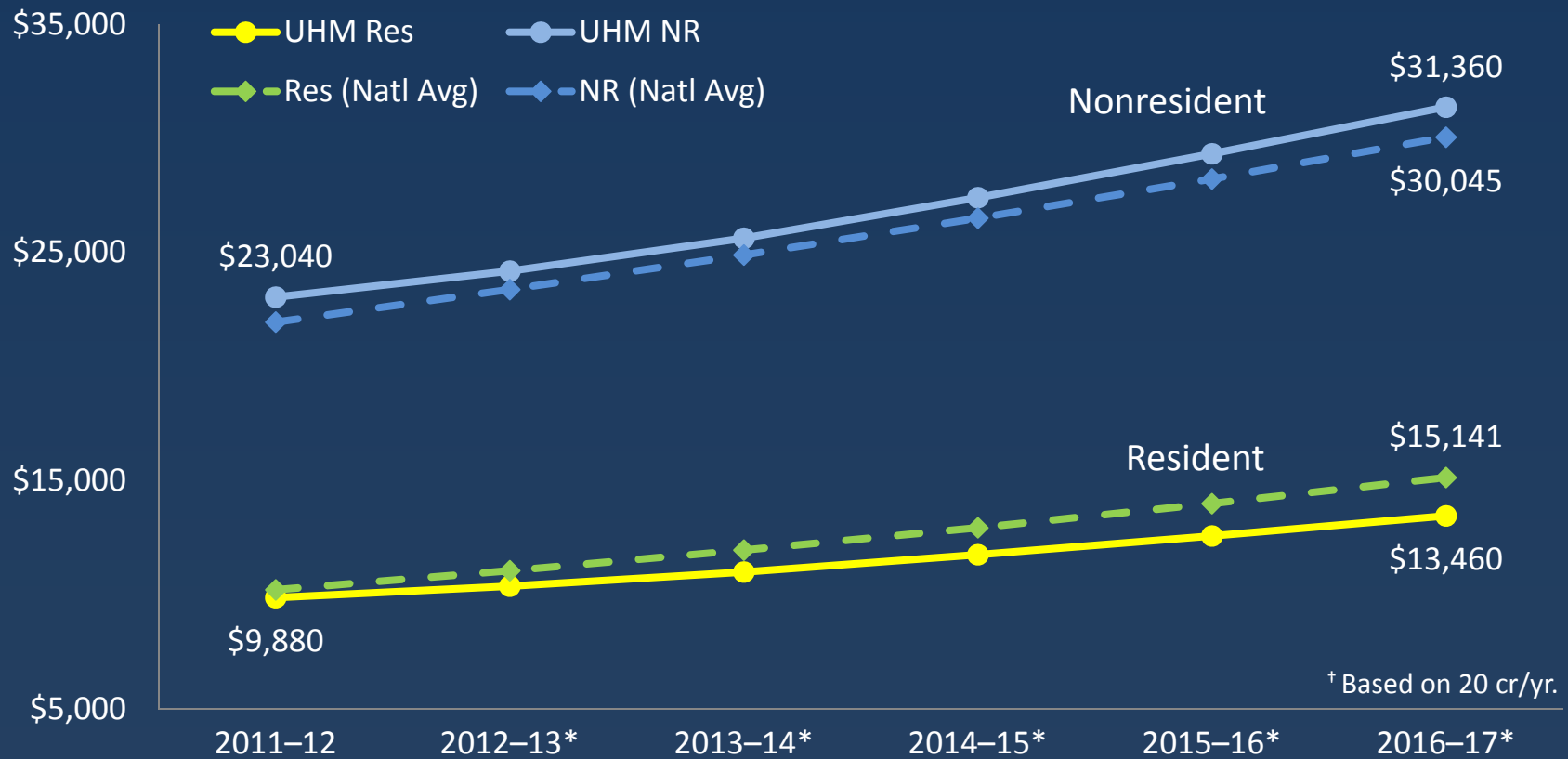
# Proposed Tuition Schedule\*

## UH Mānoa Undergraduate Tuition & Fees



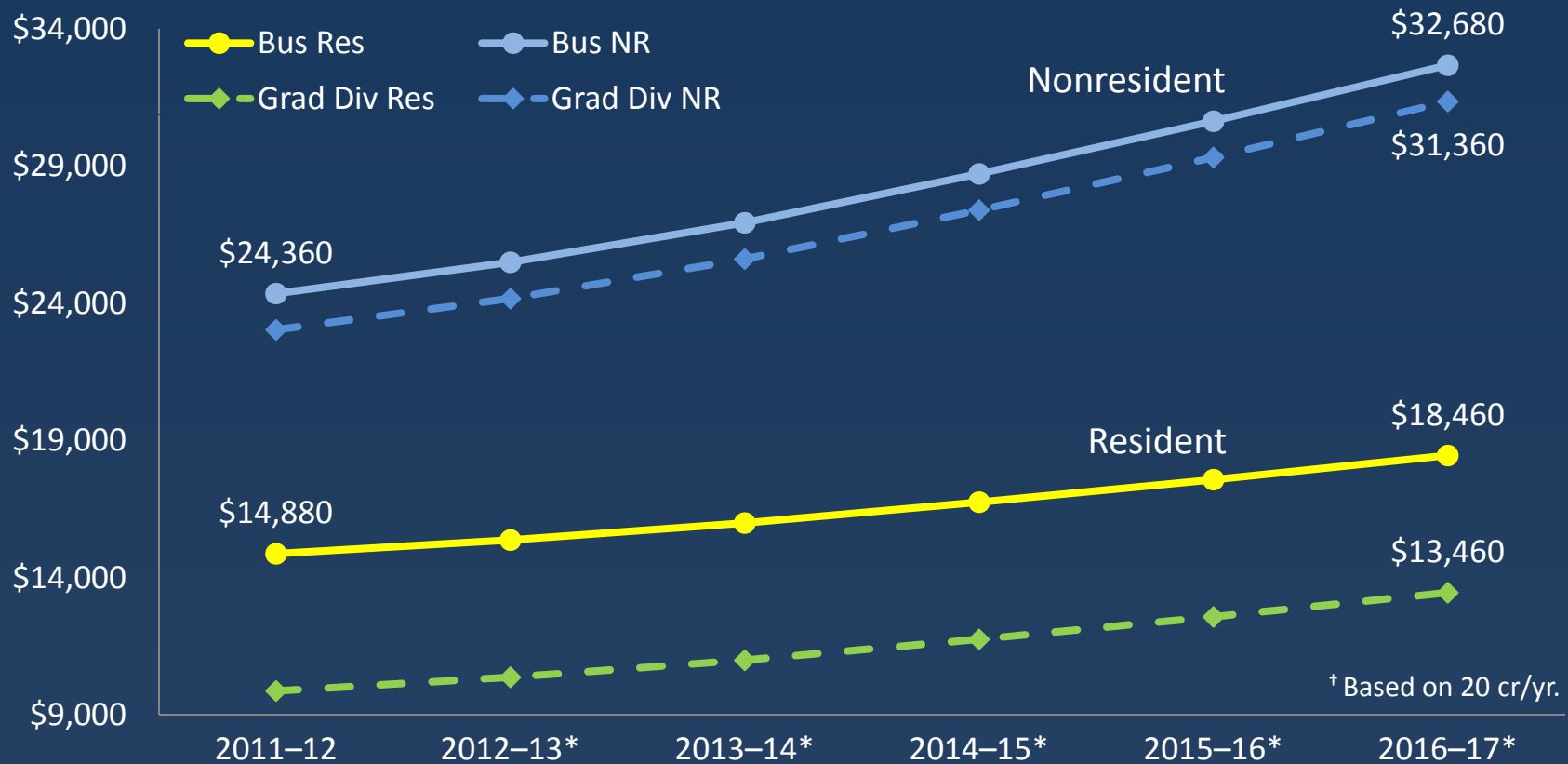
# Proposed Tuition Schedule\*

## UH Mānoa Graduate Tuition & Fees<sup>†</sup>



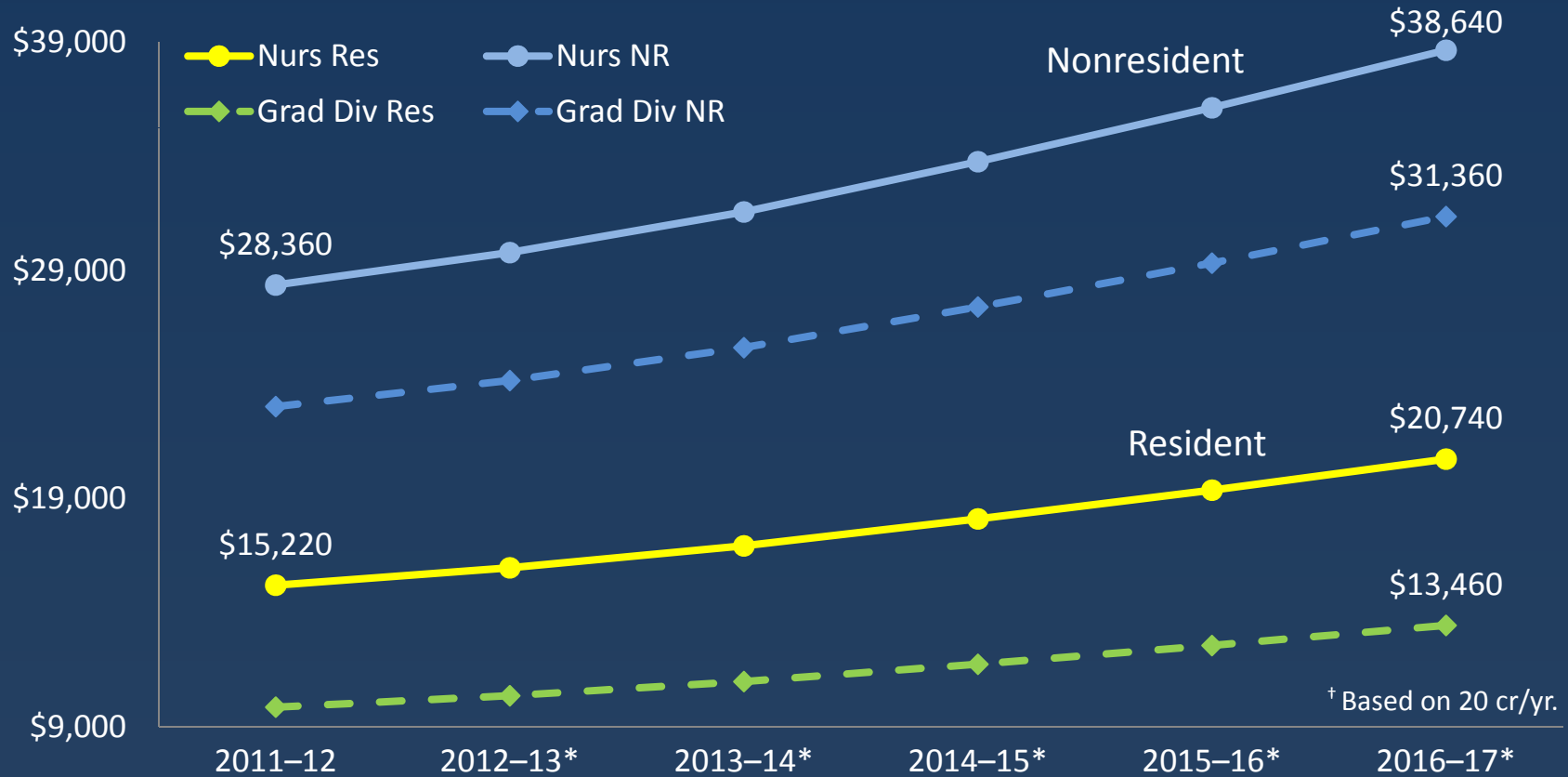
# Proposed Tuition Schedule\*

## UH Mānoa Shidler College of Business Graduate Tuition & Fees<sup>†</sup>



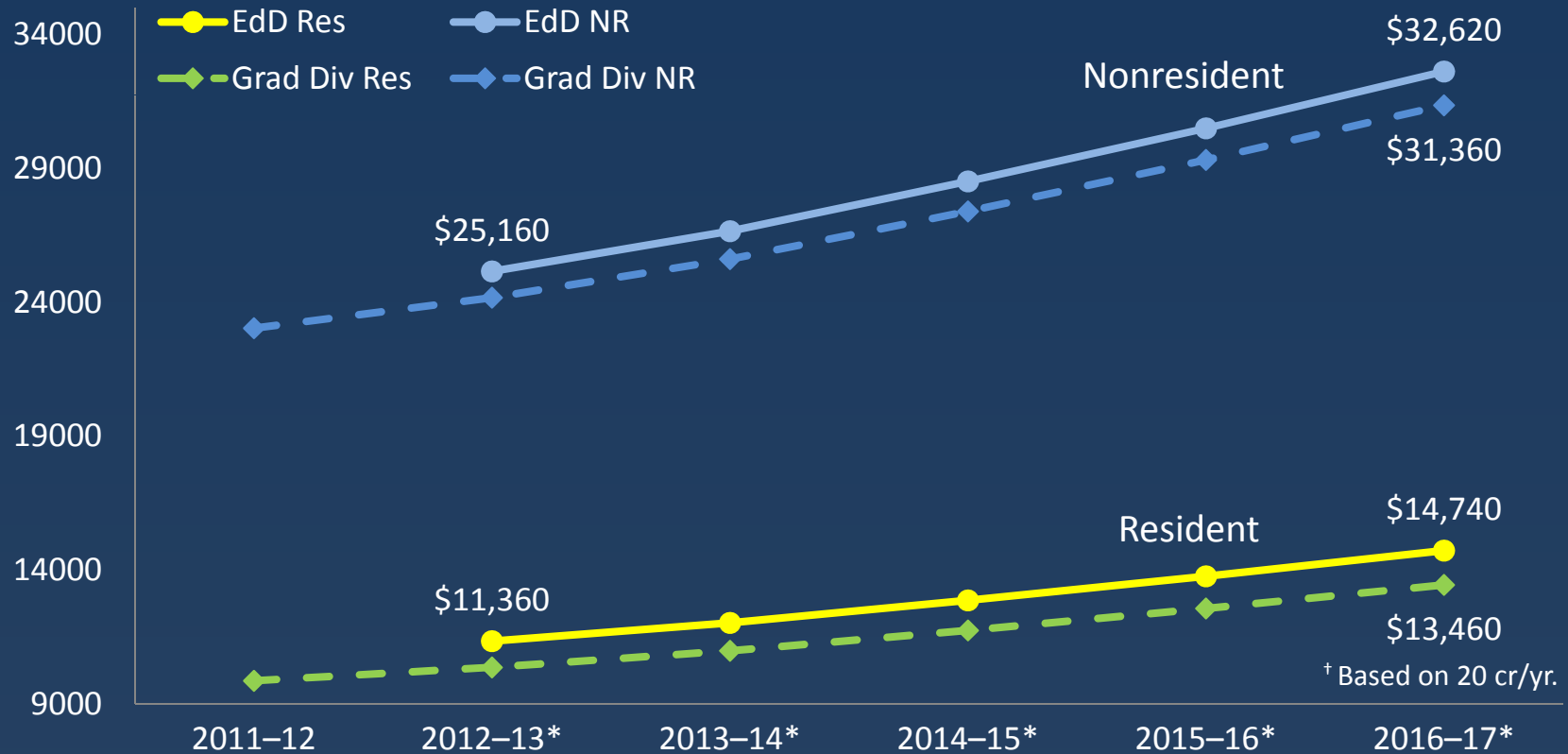
# Proposed Tuition Schedule\*

## UH Mānoa School of Nursing Graduate Tuition & Fees<sup>†</sup>



# Proposed Tuition Schedule\*

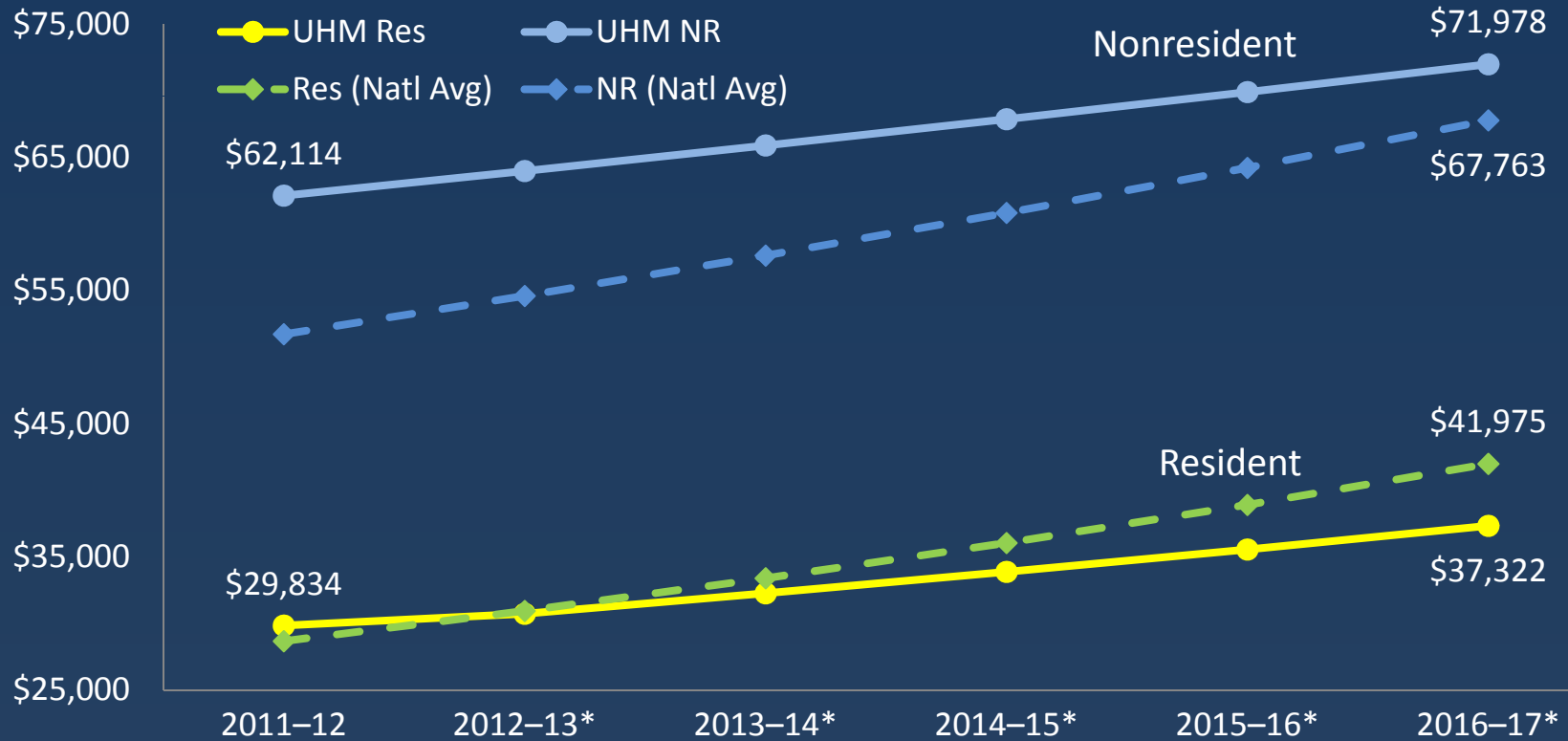
## UH Mānoa College of Education EdD Tuition & Fees<sup>†</sup>



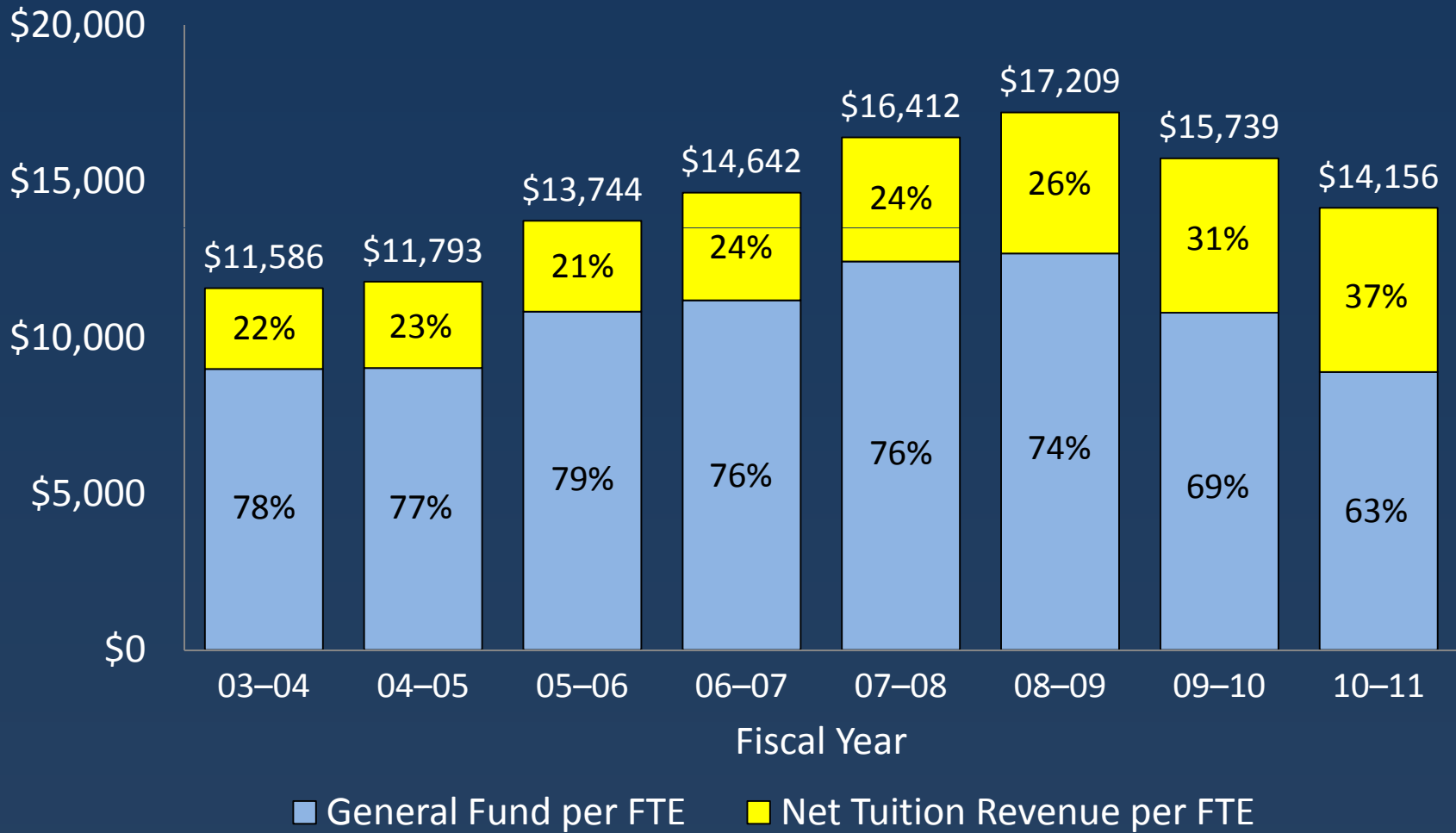
<sup>†</sup> Based on 20 cr/yr.

# Proposed Tuition Schedule\*

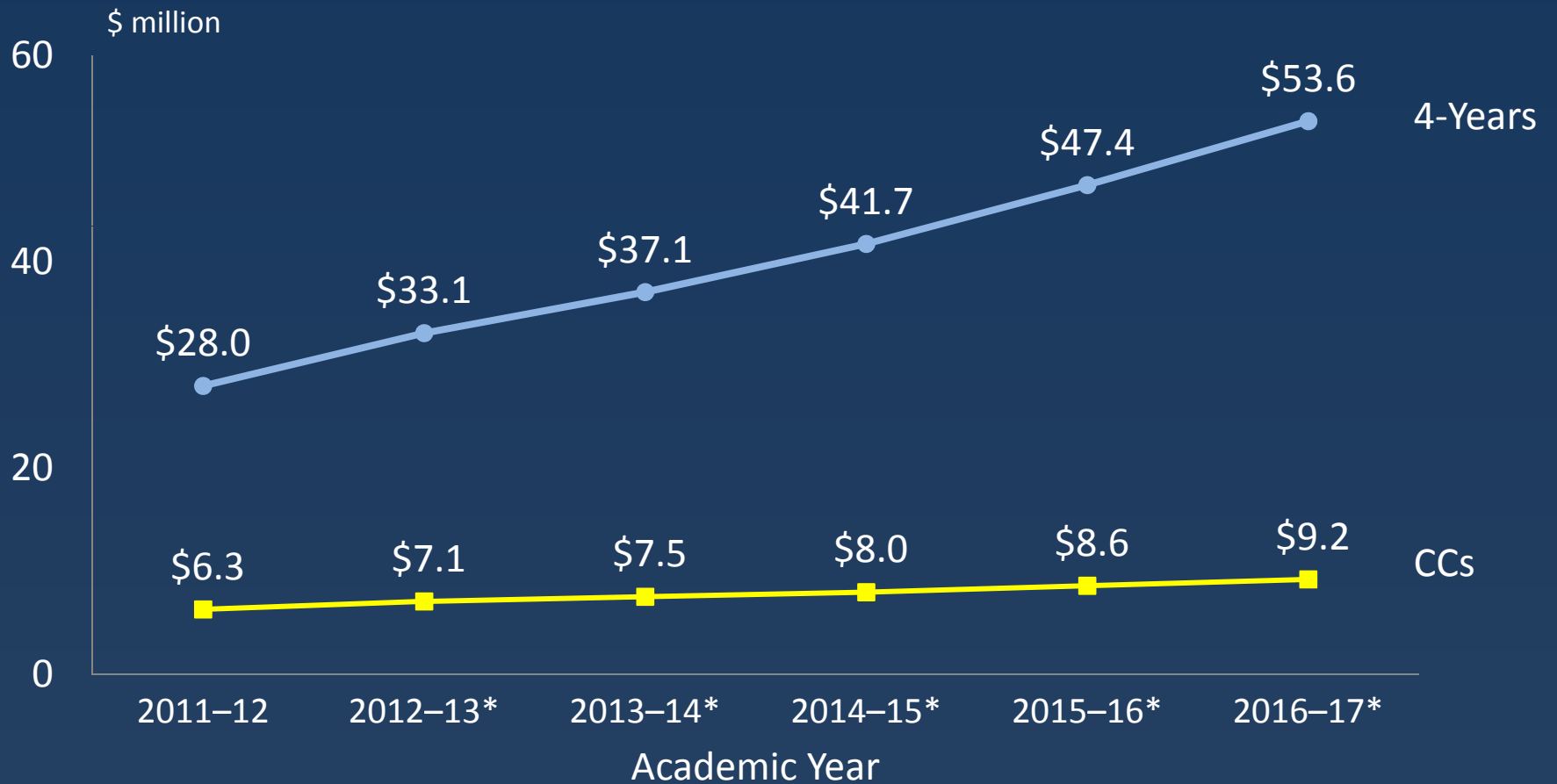
## UH Mānoa John A. Burns School of Medicine Tuition & Fees



# Instructional Dollars Per Student



# Proposed Increase in Campus-Based Aid\*

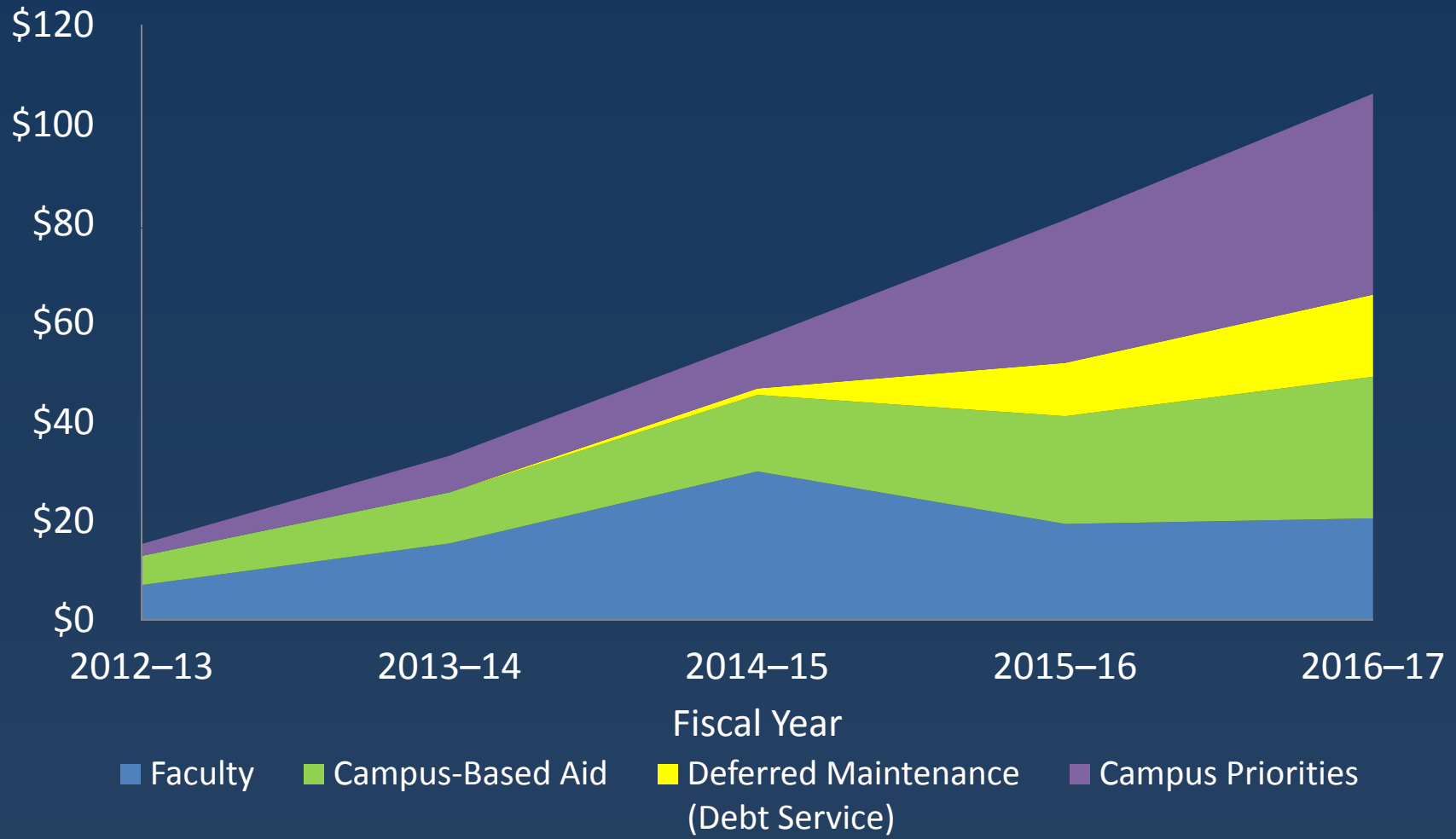




# Commitment to Monitor Impact

- Mid-schedule review
  - Financial condition
  - Access
  - Peer comparisons
- Annual monitoring of impact on access
  - Native Hawaiians
  - Filipinos
  - Pacific Islanders
  - Low-income

# Projected Use of New Tuition Revenue



Prepared by the Office of the Executive Vice President for Academic Affairs/Provost.  
This replaces Executive Policy E6.201 dated February 2011.

---

EXECUTIVE POLICY – ADMINISTRATION

January 2012

---

Page 1 of 7

E6.201 Tuition Schedules, 2006–2007 through 2011–2012

This Executive Policy promulgates full-time and per-credit-hour tuition schedules approved by the Board of Regents on May 19, 2005 and modified by the Board on January 28, 2010, January 20, 2011, and January 19, 2012.

**University of Hawai'i Tuition  
UNDERGRADUATE AND GRADUATE  
PER-CREDIT-HOUR AND FULL-TIME SEMESTER TUITION SCHEDULE, ALL CAMPUSES**

	Academic Years																							
	2006–2007				2007–2008				2008–2009				2009–2010				2010–2011				2011–2012			
	Resident		Nonresident		Resident		Nonresident		Resident		Nonresident		Resident		Nonresident		Resident		Nonresident		Resident		Nonresident	
	Per SH	FT	Per SH	FT	Per SH	FT	Per SH	FT	Per SH	FT	Per SH	FT	Per SH	FT	Per SH	FT	Per SH	FT	Per SH	FT	Per SH	FT	Per SH	FT
<b>UH MĀNOA<sup>1</sup></b>																								
Undergraduate	180	2160	508	6096	214	2568	600	7200	248	2976	692	8304	282	3384	784	9408	316	3792	876	10512	350	4200	968	11616
Graduate	243	2916	571	6852	286	3432	680	8160	329	3948	789	9468	372	4464	898	10776	415	4980	1007	12084	458	5496	1116	13392
<b>UH HILO<sup>1</sup></b>																								
Undergraduate	125	1500	398	4776	147	1764	461	5532	169	2028	524	6288	191	2292	587	7044	213	2556	650	7800	235	2820	713	8556
Graduate	208	2496	480	5760	236	2832	544	6528	264	3168	608	7296	292	3504	672	8064	320	3840	736	8832	348	4176	800	9600
<b>UH WEST O'AHU<sup>1</sup></b>																								
	114	1368	366	4392	134	1608	424	5088	154	1848	482	5784	174	2088	540	6480	194	2328	598	7176	214	2568	656	7872
<b>UH COMMUNITY COLLEGES<sup>1</sup></b>																								
High <sup>2</sup>	56	NA	281	NA	63	NA	320	NA	71	NA	360	NA	79	NA	400	NA	88	NA	441	NA	97	NA	482	NA
Low <sup>2</sup>	56	NA	249	NA	63	NA	256	NA	71	NA	264	NA	79	NA	272	NA	88	NA	281	NA	97	NA	290	NA

<sup>1</sup> Full-time (FT) tuition applies to students enrolling for 12 or more credits at UHM, UHH, and UHWO. At the Community Colleges, tuition is charged on a per-credit basis for all enrolled credits effective 2001–02. In accordance with University concurrent enrollment policy, students enrolling at multiple institutions/campuses during the same term pay the applicable tuition at each campus. Unless a special tuition schedule applies, regular day tuition applies to any credit course offered throughout the year for which a General Fund appropriation is authorized. Undergraduate resident and nonresident students enrolled in nursing, dental hygiene, business, and other UHCC health programs also pay a professional fee (see separate fee schedule). Undergraduate/Graduate resident and nonresident students enrolled in the architecture program at UHM also pay a professional fee (see separate fee schedule).

<sup>2</sup> With appropriate notification, individual UH Community Colleges may elect to charge up to the UHCC High, but not below the UHCC Low.

**University of Hawai'i Tuition**  
**SELECT ADVANCED PROFESSIONAL PROGRAMS**  
**PER-CREDIT-HOUR AND FULL-TIME SEMESTER TUITION SCHEDULE**

	Academic Years																							
	2006–2007				2007–2008				2008–2009				2009–2010				2010–2011				2011–2012			
	Resident		Nonresident		Resident		Nonresident		Resident		Nonresident		Resident		Nonresident		Resident		Nonresident		Resident		Nonresident	
	Per SH	FT	Per SH	FT	Per SH	FT	Per SH	FT	Per SH	FT	Per SH	FT	Per SH	FT	Per SH	FT	Per SH	FT	Per SH	FT	Per SH	FT	Per SH	FT
<b>UH MĀNOA<sup>1</sup></b>																								
Graduate - Nursing	385	4620	707	8484	453	5436	842	10104	521	6252	977	11724	589	7068	1112	13344	657	7884	1247	14964	725	8700	1382	16584
Graduate CBA																								
Masters <sup>2</sup>	454	5448	678	8136	454	5448	688	8256	538	6456	826	9912	622	7464	964	11568	665	7980	1073	12876	708	8496	1182	14184
MAcc <sup>3</sup>	412	4944	647	7764																				
Law																								
JD	537	6444	943	11316	569	6828	1020	12240	601	7212	1097	13164	633	7596	1174	14088	665	7980	1251	15012	697	8364	1328	15936
LLM	993	11916	993	11916	1074	12888	1074	12888	1155	13860	1155	13860	1236	14832	1236	14832	1317	15804	1317	15804	1398	16776	1398	16776
Medicine	761	9132	1461	17532	852	10224	1681	20172	943	11316	1901	22812	1034	12408	2121	25452	1125	13500	2341	28092	1216	14592	2561	30732
<b>UH HILO<sup>1</sup></b>																								
Pharmacy <sup>4</sup>					NA	7500	NA	15000	NA	7875	NA	15750	NA	8269	NA	16538	NA	8682	NA	17365	NA	8682	NA	17365

<sup>1</sup> Full-time (FT) tuition applies to students enrolling for 12 or more credits. In accordance with University concurrent enrollment policy, students enrolling at multiple institutions/campuses during the same term pay the applicable tuition at each campus. Unless a special tuition schedule applies, regular day tuition applies to any credit course offered throughout the year for which a General Fund appropriation is authorized.

<sup>2</sup> The CBA master's degrees offered in executive format charge the resident tuition established here plus additional fees delegated to and approved by the President. Revised tuition rates from 2010–11 through 2011–12 were approved by the BOR in January 2010.

<sup>3</sup> Beginning in academic year 2007–08, Master's of Accounting students are charged the same tuition rate as CBA Master's students.

<sup>4</sup> The entry date for the first class of students at the UH Hilo College of Pharmacy is fall 2007. Revised tuition rates from 2007–08 through 2010–11 were approved by the BOR July 2006 as part of UH Hilo's College of Pharmacy business plan. Tuition for 2011–12 was added April 2010. There was no increase from the prior year, therefore, according to Board policy, no official Board action was required.

**University of Hawai'i Tuition  
PROFESSIONAL FEES<sup>1</sup>, PER STUDENT, PER SEMESTER**

	Academic Years					
	2006-07	2007-08	2008-09	2009-10	2010-11	2011-12
<b>UH MĀNOA</b>						
Undergraduate Business	\$200	\$300	\$400	\$500	\$500	\$500
Undergraduate Nursing <sup>2</sup>	\$1,000	\$1,000	\$1,000	\$1,000	\$1,000	\$1,000
Undergraduate Dental Hygiene <sup>2</sup>	\$500	\$500	\$500	\$500	\$500	\$500
Undergraduate/Graduate Architecture <sup>3</sup>	\$200	\$300	\$400	\$500	\$500	\$500
Undergraduate Engineering <sup>4</sup>				\$400	\$400	\$400
EdD in Professional Educational Practice <sup>5</sup>						\$1,000
<b>UH HILO</b>						
Undergraduate Nursing	\$500	\$500	\$500	\$500	\$500	\$500
<b>UH COMMUNITY COLLEGES</b>						
Undergraduate Nursing	up to \$500	up to \$500	up to \$500	up to \$500	up to \$500	up to \$500
Other Health Programs	up to \$500	up to \$500	up to \$500	up to \$500	up to \$500	up to \$500

<sup>1</sup> The professional fees are charged in addition to applicable regular undergraduate tuition and student fees and are the same for residents and nonresidents.

<sup>2</sup> Nursing and dental hygiene students are charged for no more than six semesters after admission to the program.

<sup>3</sup> The architecture professional fee is charged throughout the 7-year program in addition to applicable tuition.

<sup>4</sup> The professional fees schedule was revised by the Board of Regents in November 2008 to include an undergraduate engineering fee effective fall 2009. This fee is charged to students of sophomore, junior, or senior standing only.

<sup>5</sup> A professional clinical fee for the Doctor of Education program was approved by the BOR in January 2011 for AY 2011-12 only.

Approved by the Board of Regents: May 19, 2005, November 21, 2008, and January 20, 2011.

**University of Hawai'i Tuition  
CONTINUING EDUCATION AND COMMUNITY SERVICE PER-CREDIT-HOUR TUITION SCHEDULE**

UH MĀNOA OUTREACH COLLEGE <sup>1</sup>	Academic Years											
	2006–2007		2007–2008		2008–2009		2009–2010		2010–2011		2011–2012	
	Resident	Nonresident	Resident	Nonresident	Resident	Nonresident	Resident	Nonresident	Resident	Nonresident	Resident	Nonresident
Undergraduate <sup>2</sup>	180	508	214	600	248	692	282	784	316	876	350	968
Graduate	243	571	286	680	329	789	372	898	415	1007	458	1116
Graduate-Nursing	385	707	453	842	521	977	589	1112	657	1247	725	1382
Graduate CBA												
Master's <sup>3</sup>	454	678	454	688	538	826	622	964	665	1073	708	1182
MAcc <sup>4</sup>	412	647										
Law												
JD	537	943	569	1020	601	1097	633	1174	665	1251	697	1328
LLM	993	993	1074	1074	1155	1155	1236	1236	1317	1317	1398	1398
<b>UH HILO CCECS<sup>1</sup></b>												
Undergraduate	125	398	147	461	169	524	191	587	213	650	235	713
Graduate	208	480	236	544	264	608	292	672	320	736	348	800

<sup>1</sup> At all campuses, tuition is not charged for credit courses subsidized under contractual agreements. In accordance with University concurrent enrollment policy, students enrolling at multiple institutions/campuses during the same term pay the applicable tuition at each campus.

<sup>2</sup> Undergraduate resident and nonresident nursing students at UHM enrolled in the regular programs pay a professional fee (see separate fee schedule). Professional fees will be charged unless waived by the department.

<sup>3</sup> The CBA master's degrees offered in executive format charge the resident tuition established here plus additional fees delegated to and approved by the President. Revised tuition rates from 2010–11 through 2011–12 were approved by the BOR in January 2010.

<sup>4</sup> Beginning in academic year 2007–08, Master's of Accounting students are charged the same tuition rate as CBA Master's students.

**University of Hawai'i Tuition  
SUMMER SESSION PER-CREDIT-HOUR TUITION SCHEDULE**

	Academic Years												
	2006–2007 Summer 2007		2007–2008 Summer 2008		2008–2009 Summer 2009		2009–2010 Summer 2010		2010–2011 Summer 2011 <sup>5,6</sup>		2011–2012 Summer 2012 <sup>5,6</sup>		
	Resident	Nonresident	Resident	Nonresident	Resident	Nonresident	Resident	Nonresident	Resident	Nonresident	Resident	Nonresident	
<b>UH MĀNOA<sup>1</sup></b>													
Undergraduate <sup>2</sup>	180	180	214	214	248	248	282	282	316	316	350	350	
Graduate	243	243	286	286	329	329	372	372	415	415	458	458	
Graduate-Nursing	385	707	453	842	521	977	589	1112	657	1247	725	1382	
Graduate CBA													
Master's <sup>3</sup>	454	678	454	688	538	826	622	964	665	1073	708	1182	
MAcc <sup>4</sup>	412	647											
Law													
JD	537	943	569	1020	601	1097	633	1174	665	1251	697	1328	
LLM	993	993	1074	1074	1155	1155	1236	1236	1317	1317	1398	1398	
<b>UH HILO<sup>1</sup></b>													
Undergraduate	180	180	214	214	248	248	282	282	248	316	248	350	
Graduate	243	243	286	286	329	329	372	372	415	415	458	458	
<b>UH WEST O'AHU<sup>1</sup></b>	180	180	214	214	248	248	282	282	248	316	248	350	
<b>UH COMMUNITY COLLEGES: SUMMER/SPECIAL TERM/CUSTOMIZED PROGRAM<sup>1</sup></b>	147	180	181	214	215	248	249	282	248	316	248	350	

<sup>1</sup> At all campuses, tuition is not charged for credit courses subsidized under contractual agreements. In accordance with University concurrent enrollment policy, students enrolling at multiple institutions/campuses during the same term pay the applicable tuition at each campus.

<sup>2</sup> Undergraduate resident and nonresident nursing students at UHM enrolled in the regular programs pay a professional fee (see separate fee schedule). Professional fees will be charged unless waived by the department.

<sup>3</sup> The CBA master's degrees offered in executive format charge the resident tuition established here plus additional fees delegated to and approved by the President. Revised tuition rates from 2010–11 through 2011–12 were approved by the BOR in January 2010.

<sup>4</sup> Beginning in academic year 2007–08, Master's of Accounting students are charged the same tuition rate as CBA Master's students.

<sup>5</sup> Revised resident undergraduate tuition rates for UH Hilo, UH West O'ahu, and the UH Community Colleges were approved by the BOR in January 2011 and January 2012. Pacific Islander and WUE rates for the nine campuses are \$299 (i.e., half of the nonresident to resident differential) for summer 2012. Pacific Islander and WUE rates at UH Mānoa continue to be the same as the resident / nonresident rates.

<sup>6</sup> UH Community Colleges summer 2011 and summer 2012 rates for 1) remedial/developmental classes; and, 2) college success courses or other classes taught as part of a learning community that includes remedial/developmental classes are charged AY 2010–11 rates (i.e., residents \$88; nonresidents \$281).

Approved by the Board of Regents: May 19, 2005, January 28, 2010, January 20, 2011, and January 19, 2012.



**University of Hawai'i Tuition**  
**APPRENTICE AND JOURNEY WORKER PER-CLOCK-HOUR TUITION SCHEDULE**

	Academic Years					
	2006-2007	2007-2008	2008-2009	2009-2010	2010-2011	2011-2012
<b>UH COMMUNITY COLLEGES</b>	.40	.40	.40	.40	.40	.40

Approved by the Board of Regents: May 19, 2005

Prepared by the Office of the Executive Vice President for Academic Affairs/Provost.  
This replaces Executive Policy E6.201 dated May 2012.

---

EXECUTIVE POLICY – ADMINISTRATION

August 2012

---

Page 1 of 7

E6.201 Tuition Schedules, 2012–2013 through 2016–2017

This Executive Policy promulgates full-time and per-credit-hour tuition schedules effective 2012–2013 approved by the Board of Regents on October 26, 2011 and modified by the Board on February 23, 2012 and July 19, 2012.

**University of Hawai'i Tuition<sup>1</sup>**  
**UNDERGRADUATE AND GRADUATE**  
**PER-CREDIT-HOUR AND FULL-TIME SEMESTER TUITION SCHEDULE, ALL CAMPUSES**

	Academic Years																			
	2012–2013				2013–2014				2014–2015				2015–2016				2016–2017			
	Resident		Nonresident		Resident		Nonresident		Resident		Nonresident		Resident		Nonresident		Resident		Nonresident	
	Per SH	FT	Per SH	FT	Per SH	FT	Per SH	FT	Per SH	FT	Per SH	FT	Per SH	FT	Per SH	FT	Per SH	FT	Per SH	FT
<b>UH MĀNOA<sup>2</sup></b>																				
Undergraduate	361	4332	1038	12456	381	4572	1113	13356	410	4920	1193	14316	441	5292	1279	15348	474	5688	1371	16452
Graduate	483	5796	1173	14076	514	6168	1245	14940	552	6624	1334	16008	593	7116	1430	17160	637	7644	1532	18384
<b>UH HILO<sup>2</sup></b>																				
Undergraduate	245	2940	728	8736	258	3096	748	8976	277	3324	777	9324	297	3564	807	9684	319	3828	840	10080
Graduate	366	4392	841	10092	389	4668	892	10704	417	5004	956	11472	447	5364	1024	12288	479	5748	1097	13164
<b>UH WEST O'AHU<sup>2</sup></b>																				
	233	2796	694	8328	254	3048	734	8808	277	3324	777	9324	297	3564	807	9684	319	3828	840	10080
<b>UH COMMUNITY COLLEGES<sup>2</sup></b>																				
High <sup>3</sup>	101	NA	488	NA	106	NA	496	NA	114	NA	508	NA	122	NA	520	NA	130	NA	532	NA
Low <sup>3</sup>	101	NA	296	NA	106	NA	304	NA	114	NA	316	NA	122	NA	328	NA	130	NA	340	NA
300 Level and Above <sup>4</sup> (UH Maui College only)	245	NA	728	NA	258	NA	748	NA	277	NA	777	NA	297	NA	807	NA	319	NA	840	NA

<sup>1</sup> All students are subject to campus-based student fees not shown here.

<sup>2</sup> Full-time (FT) tuition applies to students enrolling for 12 or more credits at UHM, UHH, and UHWO. At the Community Colleges, tuition is charged on a per-credit basis for all enrolled credits effective 2001–02. In accordance with University concurrent enrollment policy, students enrolling at multiple institutions/campuses during the same term pay the applicable tuition at each campus. Unless a special tuition schedule applies, regular day tuition applies to any credit course offered throughout the year for which a General Fund appropriation is authorized. Undergraduate resident and nonresident students enrolled in nursing, dental hygiene, business, and other UHCC health programs also pay a professional fee (separate fee schedule). Undergraduate/Graduate resident and nonresident students enrolled in the architecture program at UHM also pay a professional fee (separate fee schedule).

<sup>3</sup> With appropriate notification, individual UH Community Colleges may elect to charge up to the UHCC High, but not below the UHCC Low.

<sup>4</sup> UH Maui College offers four-year degrees. Students enrolled in upper division courses numbered 300 and above within these programs pay this differential rate.

**University of Hawai'i Tuition<sup>1</sup>**  
**SELECT ADVANCED PROFESSIONAL PROGRAMS**  
**PER-CREDIT-HOUR AND FULL-TIME SEMESTER TUITION SCHEDULE**

	Academic Years																			
	2012–2013				2013–2014				2014–2015				2015–2016				2016–2017			
	Resident		Nonresident		Resident		Nonresident		Resident		Nonresident		Resident		Nonresident		Resident		Nonresident	
	Per SH	FT	Per SH	FT	Per SH	FT	Per SH	FT	Per SH	FT	Per SH	FT	Per SH	FT	Per SH	FT	Per SH	FT	Per SH	FT
<b>UH MĀNOA<sup>2</sup></b>																				
Graduate Business <sup>3</sup>	733	8796	1239	14868	764	9168	1311	15732	802	9624	1400	16800	843	10116	1496	17952	887	10644	1598	19176
Graduate Education (EdD)	532	6384	1222	14664	566	6792	1297	15564	608	7296	1390	16680	653	7836	1489	17868	701	8412	1595	19140
Graduate Nursing	763	9156	1453	17436	811	9732	1542	18504	870	10440	1652	19824	933	11196	1770	21240	1001	12012	1896	22752
Law																				
JD	726	8712	1409	16908	764	9168	1510	18120	811	9732	1633	19596	870	10440	1766	21192	933	11196	1909	22908
LLM	1455	17460	1455	17460	1529	18348	1529	18348	1622	19464	1622	19464	1737	20844	1737	20844	1860	22320	1860	22320
Medicine	1253	15036	2638	31656	1317	15804	2718	32616	1384	16608	2800	33600	1454	17448	2885	34620	1528	18336	2972	35664
<b>UH HILO<sup>2</sup></b>																				
Graduate Nursing	598	7176	1196	14352	635	7620	1269	15228	680	8160	1359	16308	729	8748	1455	17460	781	9372	1558	18696
Pharmacy	768	9216	1491	17892	815	9780	1536	18432	865	10380	1583	18996	918	11016	1631	19572	974	11688	1680	20160

<sup>1</sup> All students are subject to campus-based student fees not shown here.

<sup>2</sup> Full-time (FT) tuition applies to students enrolling for 12 or more credits. In accordance with University concurrent enrollment policy, students enrolling at multiple institutions/campuses during the same term pay the applicable tuition at each campus. Unless a special tuition schedule applies, regular day tuition applies to any credit course offered throughout the year for which a General Fund appropriation is authorized.

<sup>3</sup> The CBA master's degrees offered in executive format charge the resident tuition established here plus additional fees delegated to and approved by the President.

**University of Hawai'i Tuition  
PROFESSIONAL FEES<sup>1</sup>, PER STUDENT, PER SEMESTER**

	Academic Years				
	2012–2013	2013–2014	2014–2015	2015–2016	2016–2017
<b>UH MĀNOA</b>					
Undergraduate Business	\$500	\$500	\$500	\$500	\$500
Undergraduate Nursing <sup>2</sup>	\$1,000	\$1,000	\$1,000	\$1,000	\$1,000
Undergraduate Dental Hygiene <sup>2</sup>	\$500	\$500	\$500	\$500	\$500
Undergraduate/Graduate Architecture <sup>3</sup>	\$500	\$500	\$500	\$500	\$500
Undergraduate Engineering <sup>4</sup>	\$500	\$500	\$500	\$500	\$500
<b>UH HILO</b>					
Undergraduate Nursing	\$500	\$500	\$500	\$500	\$500
<b>UH COMMUNITY COLLEGES</b>					
Undergraduate Culinary Programs <sup>5</sup>	up to \$250	up to \$250	up to \$250	up to \$250	up to \$250
Undergraduate Veterinary Program <sup>6</sup>	\$100 / \$300	\$100 / \$300	\$100 / \$300	\$100 / \$300	\$100 / \$300
Undergraduate Nursing	up to \$500	up to \$500	up to \$500	up to \$500	up to \$500
Other Health Programs	up to \$500	up to \$500	up to \$500	up to \$500	up to \$500

<sup>1</sup> The professional fees are charged in addition to applicable regular undergraduate tuition and student fees and are the same for residents and nonresidents.

<sup>2</sup> Nursing and dental hygiene students are charged for no more than six semesters after admission to the program.

<sup>3</sup> The architecture professional fee is charged throughout the 7-year program in addition to applicable tuition.

<sup>4</sup> The undergraduate engineering fee is charged to students of sophomore, junior, or senior standing only.

<sup>5</sup> The UHCC culinary program professional fee was approved by the Board of Regents in July 2012. The fee will be prorated for part-time students.

<sup>6</sup> The professional fees schedule for Windward CC's veterinary program was approved by the Board of Regents in February 2012. Certificate of Achievement in Veterinary Assisting (1st year) students are charged \$100/semester (effective spring 2013). Associate of Science in Veterinary Technology (2nd year) students are charged \$300/semester (effective fall 2012).

**Requirements for Changes to Professional Fee Schedule**

- Approval of the UH President must be obtained at least one semester in advance.
- Increases are capped at the rate of resident undergraduate tuition increases for a particular academic year. For example, if the rate of increase for resident undergraduate tuition at a campus is three percent, professional fees can be increased up to a maximum of three percent for that same academic year.
- All fees are to be re-evaluated annually by the campus.

**University of Hawai'i Tuition**  
**CONTINUING EDUCATION AND COMMUNITY SERVICE PER-CREDIT-HOUR TUITION SCHEDULE**

	Academic Years									
	2012–2013		2013–2014		2014–2015		2015–2016		2016–2017	
	Resident	Nonresident	Resident	Nonresident	Resident	Nonresident	Resident	Nonresident	Resident	Nonresident
<b>UH MĀNOA OUTREACH COLLEGE<sup>1</sup></b>										
Undergraduate <sup>2</sup>	361	1038	381	1113	410	1193	441	1279	474	1371
Graduate	483	1173	514	1245	552	1334	593	1430	637	1532
Graduate Business <sup>3</sup>	733	1239	764	1311	802	1400	843	1496	887	1598
Graduate Education (EdD)	532	1222	566	1297	608	1390	653	1489	701	1595
Graduate Nursing	763	1453	811	1542	870	1652	933	1770	1001	1896
Law										
JD	726	1409	764	1510	811	1633	870	1766	933	1909
LLM	1455	1455	1529	1529	1622	1622	1737	1737	1860	1860
<b>UH HILO CCECS<sup>1</sup></b>										
Undergraduate	245	728	258	748	277	777	297	807	319	840
Graduate	366	841	389	892	417	956	447	1024	479	1097
Graduate Nursing	598	1196	635	1269	680	1359	729	1455	781	1558

<sup>1</sup> At all campuses, tuition is not charged for credit courses subsidized under contractual agreements. In accordance with University concurrent enrollment policy, students enrolling at multiple institutions/campuses during the same term pay the applicable tuition at each campus.

<sup>2</sup> Undergraduate resident and nonresident nursing students at UHM enrolled in the regular programs pay a professional fee (see separate fee schedule). Professional fees will be charged unless waived by the department.

<sup>3</sup> The CBA master's degrees offered in executive format charge the resident tuition established here plus additional fees delegated to and approved by the President.

**University of Hawai'i Tuition**  
**SUMMER SESSION PER-CREDIT-HOUR TUITION SCHEDULE**

The UH administration will propose a summer schedule following an analysis of campus needs and the impact of summer 2011's reduction.

Approved by the Board of Regents: October 26, 2011

**University of Hawai'i Tuition**  
**APPRENTICE AND JOURNEY WORKER PER-CLOCK-HOUR TUITION SCHEDULE**

	Academic Years				
	2012-2013	2013-2014	2014-2015	2015-2016	2016-2017
	<b>UH COMMUNITY COLLEGES</b>	.40	.45	.45	.45





# **University of Hawai'i System Operating Budget Overview**

**Howard Todo**

**Vice President and Chief Financial Officer  
University of Hawai'i System**

# General Funds Decline FY09 to FY12

- ❖ State general funds declined by \$77M from \$452M in FY 09 to \$376M in FY12
- ❖ UH portion of overall state general funds declined from 8.7% in FY09 to 6.7% in FY12

# Tuition Revenue Increases FY09 to FY12

- ❖ Tuition Scholarships Increased by \$15.4M from 22.4M in FY09 to \$37.8M in FY12
- ❖ Tuition net revenue increased by \$64M from \$163 M in FY 09 to \$227M in FY12

# Tuition Scholarships

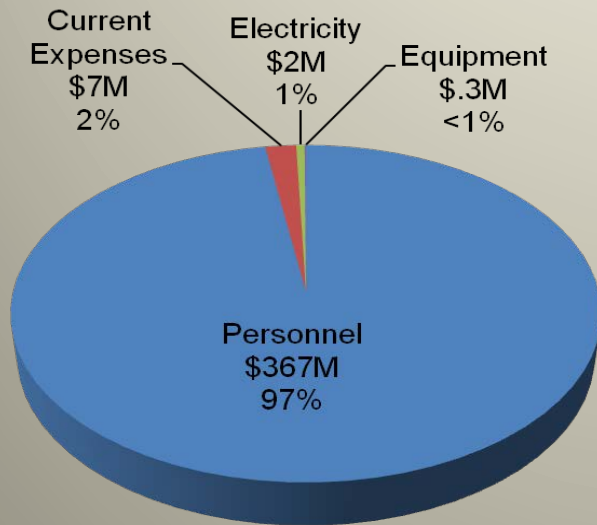
## FY09 to FY12

- ❖ Scholarships from tuition revenues fulfilling BOR directive to support access and affordability

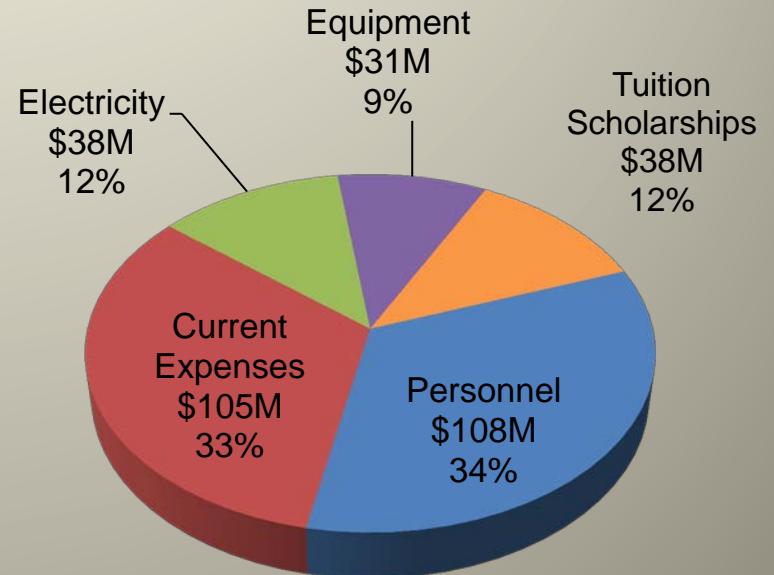


# FYE 2011-12 University System GF vs TFSF Expenditures

## FY2012 – General Fund

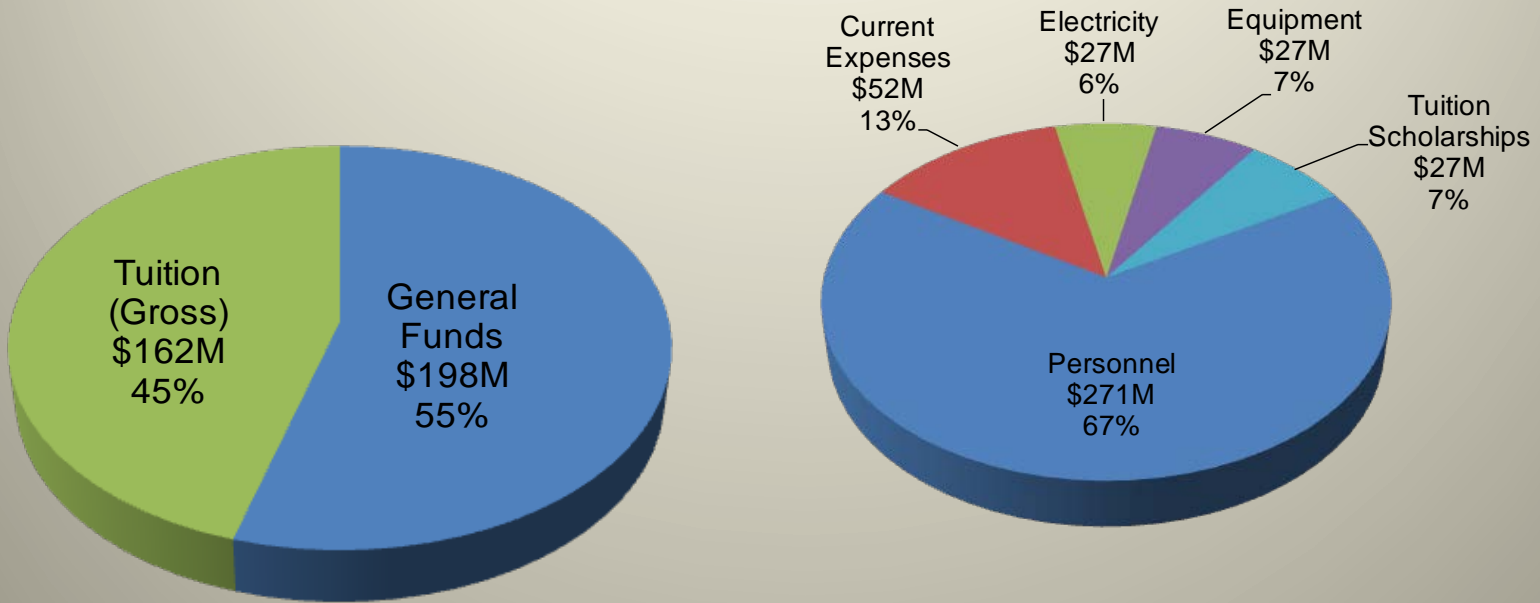


## FY2012 – Tuition Fee SF



# FY 2011-12 – Mānoa

## Operating Revenue & Expense Summary

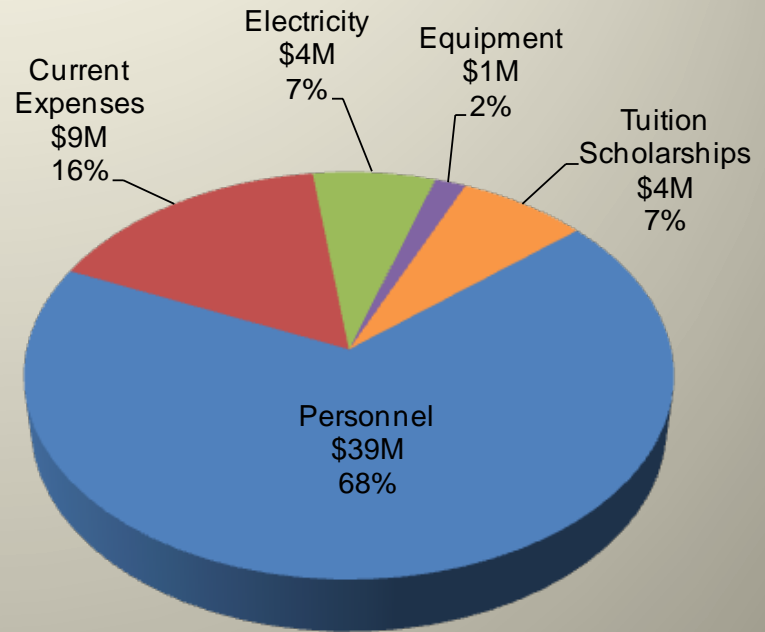
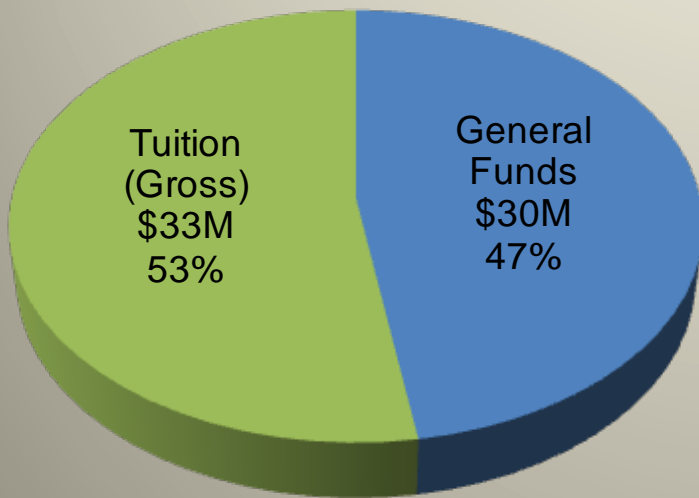


Enrollment	Student Semester Hours	Undergraduate Programs	Graduate Programs	Certificate Programs
20,429	450,674	93	140	59



# FY 2011-12 – Hilo

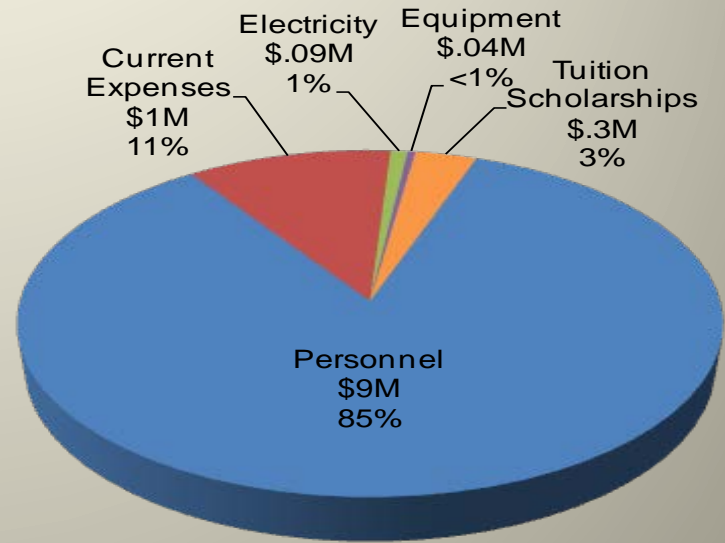
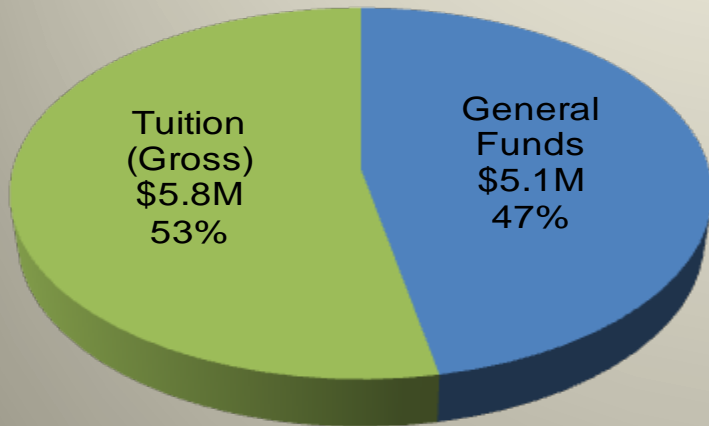
## Operating Revenue & Expense Summary



Enrollment	Student Semester Hours	Undergraduate Programs	Graduate Programs	Certificate Programs
4,139	100,920	37	11	22

# FY 2011-12 – West O‘ahu

## Operating Revenue & Expense Summary

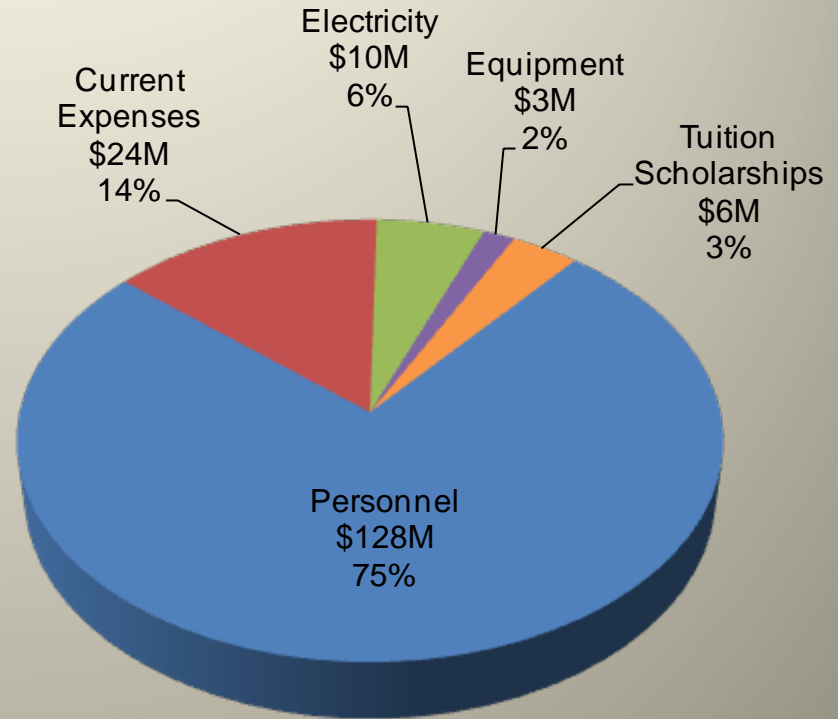
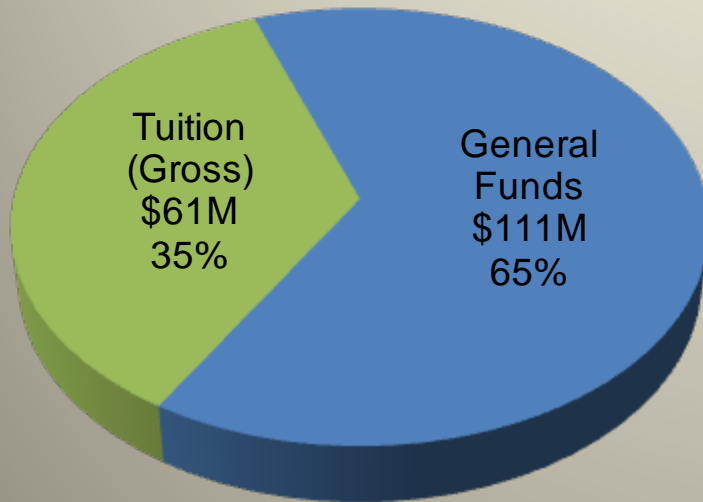


Enrollment	Student Semester Hours	Undergraduate Programs	Certificate Programs
1,662	23,825	6	6



# FY 2011-12 – Community Colleges

## Operating Revenue & Expense Summary



Enrollment	Student Semester Hours	Undergraduate Programs	Certificate Programs
34,100	563,139	109	76

# TFSF Revenue Projections

## FY13 to FY17

Campus		2012-13	2013-14	2014-15	2015-16	2016-17
UH Mānoa	Gross Tuition Revenue	173,241,808	183,037,747	196,073,631	210,090,731	225,025,068
	Tuition Scholarships	(26,380,733)	(29,451,107)	(32,946,794)	(37,253,990)	(42,018,146)
	Net Tuition Revenue	146,861,075	153,586,640	163,126,837	172,836,741	183,006,922
UH Hilo	Gross Tuition Revenue	33,776,003	35,311,436	37,382,540	39,555,452	41,917,560
	Tuition Scholarships	(5,251,454)	(5,741,921)	(6,356,059)	(7,102,683)	(7,911,090)
	Net Tuition Revenue	28,524,549	29,569,515	31,026,481	32,452,769	34,006,470
UH West O'ahu	Gross Tuition Revenue	8,366,826	9,092,095	9,885,682	10,568,845	11,320,324
	Tuition Scholarships	(931,563)	(1,422,360)	(1,636,577)	(1,878,279)	(2,113,769)
	Net Tuition Revenue	7,435,263	7,669,735	8,249,105	8,690,566	9,206,555
Community Colleges	Gross Tuition Revenue	63,824,262	66,668,847	71,189,358	75,712,551	80,241,201
	Tuition Scholarships	(6,784,545)	(7,020,669)	(7,333,573)	(7,830,829)	(8,328,381)
	Net Tuition Revenue	57,039,717	59,648,178	63,855,785	67,881,722	71,912,820
TOTAL	Gross Tuition Revenue	279,208,899	294,110,125	314,531,211	335,927,579	358,504,153
	Tuition Scholarships	(39,348,295)	(43,636,057)	(48,273,003)	(54,065,781)	(60,371,386)
	Net Tuition Revenue	239,860,604	250,474,068	266,258,208	281,861,798	298,132,767

# Future Claims on TFSF Revenues

- ❖ Increasing Scholarships
- ❖ Escalating electricity costs
- ❖ Faculty collective bargaining costs
- ❖ Financing of deferred maintenance
- ❖ University System Strategic Outcomes



**University System  
Strategic Outcomes  
& Performance Measures**  
**2008- 2015**

