



Senate Committee on Ways and Means

Budget Briefing

January 6, 2012, Time 9:00 AM

FY 2012 and FY 2013

Board of Trustees

Rowena N. Akana
Trustee-At-Large

Robert K. Lindsey Jr.
Trustee, Hawai'i Island

Peter Apo
Trustee, O'ahu

Colette Y. Machado
Trustee, Moloka'i & Lāna'i

S. Haunani Apoliona
Trustee-At-Large

Oswald Stender
Trustee-At-Large

Donald B. Cataluna
Trustee, Kaua'i & Ni'ihau

John D. Waihe'e IV
Trustee-At-Large

Vacant
Trustee, Maui

Administration

Richard Pezzulo
Acting Chief Executive Officer

Mission Statement

To mālama (protect) Hawai‘i’s people and environmental resources and OHA’s assets, toward ensuring the perpetuation of the culture, the enhancement of lifestyle and the protection of entitlements of Native Hawaiians, while enabling the building of a strong and healthy Hawaiian people and nation, recognized nationally and internationally.

Economic Impact

Introduction

In general terms the current economic and fiscal conditions affect OHA operations in a number of ways including:

1. The continued economic downturn has resulted in increased demand for Native Hawaiian services and assistance. Through FY10, the number of inquiries from beneficiaries had increased by almost 30%. In FY11 this number increased by another 17%.
2. Trust funds available to OHA decreased due to the impact of market volatility on OHA’s investment portfolio. Economic conditions locally, nationally and abroad will keep any growth relatively modest in the near future.
3. Continued legal challenges that could seriously impact Native Hawaiians have and will continue to require financial resources that could otherwise be used to address the increased demand for Native Hawaiian services and assistance.

“Funding Cliff”

State budget cuts have reduced services and programs that support low to moderate income individuals including OHA beneficiaries. At the same time, organizations serving OHA beneficiaries have also experienced a decline in donations and program support from external sources including the State. The “funding cliff” faced by many State Agencies is a harsh reality for beneficiaries and organizations serving beneficiaries who have turned to OHA to fill this gap. FY11 saw an increased number of grant requests, including increased funding requests from repeat grantees.

Increased Demand for Native Hawaiian Services and Assistance

The primary purpose of the OHA general funds received from the State of Hawai‘i is to provide services and assistance to Native Hawaiians in the areas of:

1. ***Social services*** to OHA beneficiaries to include information and referral services, case management and counseling, establishment of individual development accounts, financial literacy, and financial assistance. Referral services include those relating to education assistance, employment and income security, individual and family care,

health needs, housing, legal services, genealogy research, business assistance, and general information.

2. ***Legal services and legal representation*** to OHA beneficiaries for the assertion and defense of quiet title actions; assistance with ahupua‘a and kuleana tenant rights, including rights of access and rights to water, land title assistance, including review of title and genealogy, preservation of traditional and customary practices, protection of culturally significant places, and preservation of Native Hawaiian land trust entitlements.
3. ***Educational enrichment programs*** for Native Hawaiian children in grades K through 12 to optimize learning for Hawaiian students, develop a stronger interest in learning, connect learning and education to one’s Hawaiian identity, and explore possible educational, career and academic goals the students may not have considered.

To address the increased demand for services and assistance, OHA is seeking to maintain current general funding levels. If the OHA general legislative funding amount is reduced, Native Hawaiians will be impacted in the following ways:

- A reduction in the legislative appropriation would negatively impact a vast majority of programs and services in the highest need areas including, but not limited to: 1) homelessness; 2) medically uninsured/underinsured; 3) mental health; 4) substance abuse; 5) domestic violence; and 6) chronic disease.
- There would be a significant reduction in services and beneficiary assistance including, but not limited to: 1) reduction in funding to emergency financial assistance programs, 2) reduction and potential elimination of case management services which assist beneficiaries to access community resources, 3) budget cuts leading to loss of clinicians providing mental health and substance abuse counseling and support, and 4) loss of health monitoring/navigation programs that assist those with chronic disease to get needed medical care.
- Important programs such as providing legal services to the Native Hawaiian community, currently provided by the Native Hawaiian Legal Corporation (NHLC), will be severely impacted which would lead to a reduction in staff attorneys and critical support staff (paralegals, legal clerks, etc.) and thus a reduction in available legal services to the Native Hawaiian community.

Alternatives Considered

Office of Hawaiian Affairs Strategic Plan 2010-2018

On September 10, 2009, the Board of Trustees approved the OHA Strategic Plan 2010 to 2016 to include the Mission, Vision, Values, Roles, six Strategic Priorities and ten Strategic Results and using these roles to align the agency to optimize OHA's ability to effectively fulfill its mission. The strategic plan focuses OHA resources on programs and activities that will ultimately lead to systemic change and maximize the impact we have on all Hawaiians. On December 15, 2011, the Board of Trustees extended the OHA Strategic Plan through 2018. A copy of the OHA Strategic Plan can be found as **Attachment #2**.

Upon adoption of the strategic plan, OHA underwent a large-scale reorganization in FY10 which resulted in significant payroll cost savings. During FY11 the transition process continued, maintaining payroll cost savings, OHA realigned its processes with the strategic plan to optimize spending efficiencies as described below:

- In FY11 strategic plan priorities were integrated into OHA's grant program and in FY12 program reporting measures were significantly improved to increase grantee accountability and provide objective metrics for evaluation of program effectiveness.
- In FY11, the foundation was laid to launch beneficiary advocacy initiatives that directly address OHA Strategic Plan Priorities in FY12. The advocacy initiatives are designed to provide a focused approach to ensure systemic change for Native Hawaiians.

While FY11 actions do not create additional direct cost savings, they provide for better accountability of OHA spending and optimize resources spent. Both are critical provided the rising demand for Native Hawaiian services and assistance in light of current economic conditions.

Cost Saving Measures

Implementation of the strategic plan in FY10 resulted in a reorganization to adopt a more efficient and cost effective organization structure based on the plan's three roles of asset management, research and advocacy. The new organization structure consolidated the program areas into four lines of businesses resulting in 28% fewer management positions.

In FY12 OHA continued its streamlining process to increase its focus on the specific roles identified in the strategic plan – asset management, research, and advocacy. The "mini-reorganization" highlights incremental efficiencies gained by OHA management as provided in the following table:

	FY 2009	FY 2010	FY 2011	FY 2012
Directors	10			
Line of Business Directors		4	4	3
Manager Positions	36	26	25	24

In addition to leveraging personnel costs, the FY10 reorganization also resulted in a net staff reduction of 12 full-time positions from 173.5 to 161.5. OHA maintained this level of staffing and cost savings throughout FY11.

Joint Projects with the State

In pursuit of its mission, OHA partners with a number of state agencies and the University of Hawai'i. During the fiscal years FY2006 through FY2011, OHA expended \$26,734,950 and projects to expend an additional \$4,728,000 for a total of \$31,462,950 in Trust funds to support State programs and services as follows:

	FY 2006	FY 2007	FY 2008	FY 2009	FY 2010	FY 2011	Projected FY 2012	Total
State Agencies	\$2,366,451	\$4,473,903	\$799,535	\$3,343,216	\$3,034,260	\$3,455,000	\$3,228,000	\$20,700,365
University of Hawai'i	\$913,873	\$1,264,579	\$1,651,580	\$2,158,398	\$1,325,887	\$1,948,268	\$1,500,000	\$10,762,585
Total:	\$3,280,324	\$5,738,482	\$2,451,115	\$5,501,614	\$4,360,147	\$5,403,268	\$4,728,000	\$31,462,950

A listing of current and past State programs funded can be found on **Attachment #1.**

Projects funded by OHA trust funds represent additional revenues for the state. With the launch of its beneficiary advocacy initiatives in the areas of education, health, income and housing – OHA looks to expanding its relationship with state agencies (e.g. DBEDT, DHHL, DOE, DOH, UH, etc.) that play a direct role in achieving our strategic plan results.

Table 1: Department –Wide Budget Summary

Attached

Table 2: Priority List of Functions

Attached. Commentary also provided below:

Statutory Reference: HRS10-3(3) Purpose of the office includes: Serving as the principal public agency in this State responsible for the performance, development and coordination of programs and activities relating to Native Hawaiians and Hawaiians.

Priority #1: To provide services for the betterment of conditions for Native Hawaiians that will help to achieve the following OHA strategic results:

1. Native Hawaiian average family income will equal 100% or greater than the State-wide average family income.
2. Increase the number of Native Hawaiians living longer than one year (without default) in owner-occupied or rental housing.
3. Increase the number of Native Hawaiian students who meet or exceed standards in elementary, middle, and high school testing; and who graduate from post-secondary institutions.
4. Increase the percent of Ka Pae `Āina O Hawai'i managed to create economic value, preserve cultural and natural resources and historic properties, and/or provide cultural and social opportunities for Native Hawaiians in a sustainable and balanced manner.
5. Increase the number of Native Hawaiians participating in cultural activities, including language, and who interact with the `āina for cultural, spiritual, religious and subsistence purposes.

This will be achieved through continuation of the following general and OHA funded services:

Social services (OHA175) to OHA beneficiaries: to include information and referral services, case management and counseling, establishment of individual development accounts, financial literacy, and financial assistance. Referral services include those relating to education assistance, employment and income security, individual and family care, health needs, housing, legal services, genealogy research, business assistance, and general information.

Legal services and legal representation (OHA175) to OHA beneficiaries: for the assertion and defense of quiet title actions; assistance with ahupua'a and kuleana

tenant rights, including rights of access and rights to water, land title assistance, including review of title and genealogy, preservation of traditional and customary practices, protection of culturally significant places, and preservation of Native Hawaiian land trust entitlements.

Educational enrichment programs (OHA175) for Native Hawaiian children in grades K through 12: to optimize learning for Hawaiian students, develop a stronger interest in learning, connect learning and education to one’s Hawaiian identity, and explore possible educational, career and academic goals the students may not have considered.

The following is a brief update on the status of the three programs currently being implemented:

Social services – Summary of Program Deliverables for the period from July 1, 2010 to June 30, 2011:

Information and Referral	8,973 total client contacts 3,678 unduplicated contacts
Case management	472 unduplicated clients
Individual Development Accounts	45 beneficiaries receiving matching funds
Financial Literacy Education	1,465 total participant attendance 401 unduplicated participant attendance
Emergency Financial Assistance	206 beneficiaries received emergency financial assistance \$215,235.48 disbursed Emergency Fund <ul style="list-style-type: none"> ➤ 150 (Beneficiaries Assisted) ➤ \$157,333.09 (Total Assistance Disbursed) Disability Emergency Fund <ul style="list-style-type: none"> • 56 (Beneficiaries Assisted) • \$57,902.39 (Total Assistance Disbursed)

Legal services and legal representation – For the period spanning July 1, 2010 to Dec. 21, 2011, NHLC's active caseload totaled 268 clients in 88 cases. During the same time period, NHLC completed its representation of 111 clients in 41 cases. Another 607 individuals were provided some level of service short of full representation.

Educational enrichment programs – Nā Pua No’eau maintains its commitment to Hawai’i's children by "doing more with less" and keeping the quality of their programs as their student participant count continues to increase.

During the Fiscal Year 2011 contract period, the program provided a total of 106 events at the various Nā Pua No‘eau sites statewide. These events were designed and implemented by program staff, located respectively, at Kaua‘i Community College, University of Hawai‘i Mānoa, Maui Community College, Lāna‘i High School, Moloka‘i Education Center, University of Hawai‘i at Hilo, and University of Hawai‘i Center at West Hawai‘i. A total of 3,227 students attended events and 2,688 (83%) had Hawaiian ancestry. The gross total of students less the duplicates was 1,766.

Nā Pua No‘eau continues to provide native Hawaiian children with hands-on, interactive, culturally based learning opportunities. Programs, events, and day-to-day activities included Project Kupulau hikes, Coll-Edge Bound events, and multi-generational activities for parents and families to participate alongside their keiki. Partnerships with other UH programs provided additional support through funding, facilities and faculty mentorships. These collaborations help engage more than 2,000 students annually.

In addition, Nā Pua No‘eau provided a report to highlight how the program plays a significant role in UH's effort to increase the access and success of Native Hawaiian students at UH. 1,284 Nā Pua No‘eau students were enrolled at UH in Spring 2011. This represents 10% of the enrolled native Hawaiian population. 184 Nā Pua No‘eau students graduated in Fiscal Year 2011, representing 11% of the Native Hawaiian graduates.

For FY11, inclusive of the months of July to October, Nā Pua No‘eau reported the following:

A total of 31 events held statewide. The reporting indicated that nine hundred sixty-three (963) student applicants were received and of this number, seven hundred nineteen (719) unduplicated students participated island-wide in a Nā Pua No‘eau program. A total of 15 events were geared towards college and career preparation and 29 events were culturally-based learning.

With this year's deficit, Nā Pua No‘eau continues to build partnerships and collaborate with other organizations to maintain its teaching staff, the quality of the programs and to provide much needed educational services to Native Hawaiian students and families, who would not otherwise be engaged.

Note: service providers for the delivery of direct services relating to *social services, legal services and legal representation*, and *educational enrichment programs* are procured pursuant to Chapter 103D and 103F, HRS.

The following summarizes our request relating to *social services, legal services and legal representation, and educational enrichment programs*.

Program	Annual Request		
	General Funds	Matching Funds	Total
<i>Social services</i>	\$ 415,000	\$ 415,000	\$ 830,000
<i>Legal services and legal representation</i>	524,400	524,400	1,048,800
<i>Educational enrichment programs</i>	615,570	615,570	1,231,140
Total:	\$ 1,554,970	\$ 1,554,970	\$ 3,109,940

Priority #2: To support OHA personnel and administrative costs to implement the three beneficiary services programs and a number of other services and programs that allow OHA to advocate for and provide services to Hawaiians:

Program ID & Program Title	Annual Request		
	General Funds	Matching Funds	Total
OHA150 – Office of the Trustees	\$ 28,435	\$ 275,687	\$ 304,122
Personnel Budget	28,435	275,687	304,122
Operating Budget	0	0	0
OHA160 – Support Services	700,159	2,861,727	3,561,886
Personnel Budget	403,285	2,564,853	2,968,138
Operating Budget	296,874	296,874	593,748
OHA175 – Beneficiary Advocacy	1,642,278	2,673,433	4,315,711
Personnel Budget	87,308	1,118,463	1,205,771
Operating Budget	1,554,970	1,554,970	3,109,940
Total All Programs:	\$ 2,370,872	\$ 5,810,847	\$ 8,181,719

Table 3: Resources by Program ID

Attached

Table 4: Current Year (FY12) Restrictions

Attached

Table 5: Proposed Budget Reductions

None. OHA administration is open to possible budget reductions; however, given the small size of the OHA general funds budget, OHA administration would prefer to discuss possible budget reductions directly with WAM and Finance Committee staff.

Table 6: Proposed Budget Additions

None

Table 7: Non-General Funds

Attached

Table 8: Emergency Appropriation Requests

None

Table 9: Budget Decisions

Attached

Table 10: Program Review Proposals

None

Table 11: Vacancy Report

Attached

Table 12: Personnel Separations

Attached

Table 13: New Hires

Attached

Table 14: Reduction in Force (RIF) Related Grievances

None

Table 15: Expenditures Exceeding Federal Fund Ceiling

None

Table 16: Federal Grants

Attached

Table 17: Intradepartmental Transfers

None

Table 18: Interdepartmental Transfers

None

Table 19: Contract Costs

Attached

Table 20: Capital Improvement Program (CIP) Requests

None

Table 21: Division Resources

Attached

Table 22: Organizational Charts

Attached

Attachment #1

State Agencies

- DHHL for debt service on bonds
- Charter schools funding
- DLNR for planning and management of Wao Kele 'O Puna
- DHHL for home ownership assistance to lessees and first time buyers
- HTA grant to support Museum of Hawaiian Dance & Music
- HTA grant to support Asia-Pacific Economic Cooperation Conference in Hawai'i
- DOH for Moloka'i General Hospital construction
- DAGS for emergency & transitional housing for homeless
- DOH grant for the Caregiver Training & Apprenticeship program
- DOE for various grants & programs, including Hawaiian Language School Immersion program
- DOH for Kukala Aloha Holistic Mental Illness Treatment program

University of Hawai'i System

- University of Hawai'i:
 - Achieving the Dream legislative proviso (budgeted trust fund portion)
 - Support for UH School of Social Work master's candidates
 - College of Education 'Aha Ho'ona'auao 'Ōiwi program
 - Study on the criminal justice system & Native Hawaiians, Richardson School of Law
 - William S. Richardson School of Law Center for Excellence in Native Hawaiian Law
 - Ho'okulāiwi Center for Hawaiian & Indigenous Education
 - Hawaii Innocence Project
 - School of Social Work Master's program
 - 'Ōiwi Ake Akamai Fellowship Program
 - Kawaihuelani programs for ceded lands inventory, agriculture, aquaculture and oceanography
 - Kamakakūokalani Center of Hawaiian Studies program and staff expansion
 - Kamakakūokalani Center of Hawaiian Studies program student sponsorship to the United Nations
 - Kua'ana Native Hawaiian student development services to train UHM students to be tutors and mentors
 - Liko A'e Native Hawaiian Scholarship Program

Attachment #1 (continued)

- University of Hawai'i at Hilo:
 - Nā Pua No'eau (budgeted trust fund portion)
 - Ho'omau 'Aha 'Ōpio Alaka'i design program
 - 'Ohana strengthening education programs and other programs
 - Running Start program
 - Ka Haka 'Ula O Ke'elikolani Hawaiian Language College
 - 'Imiloa Astronomy Center Pocket Theatre
 - Kū Kilakila writing anthology
 - Youth leadership program
 - Hawaiian language and literature master's and bachelor's degree program
 - Geomorphological study of Papohaku dune preservation plan

- Kaua'i Community College:
 - Youth and family educational support program
 - Tuition for students from Ni'ihau

- Windward Community College:
 - Employment Training Center certified nurse aid program
 - Economic Summit: \$87,940
 - Technical assistance for Native Hawaiian Revolving Loan program

- Honolulu Community College:
 - Construction of a Native Hawaiian Garden and Lo'i at Honolulu Community College

**OFFICE OF HAWAIIAN AFFAIRS
STRATEGIC PLAN 2010-2018**

VISION STATEMENT

"Ho'oulu Lāhui Aloha" - To Raise a Beloved Nation. OHA's vision statement blends the thoughts and leadership of both King Kalākaua, and his sister, Queen Lili'uokalani. Both faced tumultuous times as we do today, and met their challenges head on. "Ho'oulu Lāhui" was King Kalākaua's motto. "Aloha" expresses the high values of Queen Lili'uokalani.

MISSION STATEMENT

To mālama Hawai'i 's people and environmental resources and OHA's assets, toward ensuring the perpetuation of the culture, the enhancement of lifestyle and the protection of entitlements of Native Hawaiians, while enabling the building of a strong and healthy Hawaiian people and nation, recognized nationally and internationally.

CORE VALUES & GUIDING PRINCIPLES

Kākou: E alu like mai kākou i ka ho'okō 'ana i ko kākou mikiona.
We work together, unified to accomplish our mission.

Aloha Kekahi i Kekahi: 'Olu'olu a maika'i kākou i nā kānaka a pau.
We are kind and compassionate to all whose lives we touch.

Pono Pau'ole: E hana kūpono kākou i me ka 'oia'i'o.
We act with integrity and truthfulness.

Mālama Kekahi i Kehahi: E hō 'ihi a mālama kākou i nā po'e a pau a me nā mea 'ē a'e a pau.
We respect and care for others and all that surrounds us.

Kuleana: E ho'okō kākou i ko kākou kuleana hana.
We carry out our individual and collective responsibilities.

Kūlia: E ho'okumu kākou i ka hana e pili ana i nā kuleana Hawai'i me ka ho'ohulu.
We take initiative and are resilient in advocating for Hawaiian rights.

Po'okela: E hana kākou me ka 'oi a e ho'omaika'i iā kākou iho.
We do our absolute best and continuously seek improvement.

Ho'omau: E ho'omau kākou i ke ea o ka 'āina, na mea e ho'opuni ana, ka mo'omeheu a me ka po'e Hawai'i.
Together, steadfast we preserve and perpetuate our culture, people, land and environment.

Attachment #2 (continued)

OHA ROLES

In order to achieve our Priorities and Strategic Results, we are focused on the roles of advocate, researcher, and asset manager to improve conditions for all Native Hawaiians through systemic change.

Advocacy means making changes to laws, policies, and practices which broadly impact the Priorities the BOT has approved in the OHA Strategic Plan. This includes community outreach to mobilize the community, monitoring activities to identify harmful policies and laws, and advocacy initiatives to change laws, policies and practices in ways that improve conditions for Native Hawaiians as outlined in the Priorities.

Research means to compile and gather data to identify gaps and important issues, inform our advocacy efforts and ensure our actions and initiatives are based on the best information available.

Asset manager means to fulfill our sacred trust by analyzing opportunities, making critical decisions, and maximizing the value of our portfolio and other investments.

STRATEGIC PRIORITIES

KAHUA WAIWAI

Economic Self-Sufficiency

To have choices and a sustainable future, Native Hawaiians will progress toward greater economic self-sufficiency.

‘ĀINA

Land & Water

To maintain the connection to the past and a viable land base, Native Hawaiians will participate in and benefit from responsible stewardship of Ka Pae ‘Āina ‘O Hawai‘i.

MO‘OMEHEU

Culture

To strengthen identity, Native Hawaiians will preserve, practice and perpetuate their culture.

MAULI OLA

Health

To improve the quality and longevity of life, Native Hawaiians will enjoy healthy lifestyles and experience reduced onset of chronic diseases.

EA

Governance

To restore pono and ea, Native Hawaiians will achieve self-governance, after which the assets of OHA will be transferred to the new governing entity.

HO‘ONA‘AUAO

Education

To maximize choices of life and work, Native Hawaiians will gain knowledge and excel in educational opportunities at all levels.

Attachment #2 (continued)

STRATEGIC RESULTS

1. Native Hawaiian median family income will equal 100% or greater than the Statewide median family income:
 - 92% or greater than the Statewide median family income by 2018

2. Increase the percent of Native Hawaiian Students who meet or exceed educational standards and who graduate from post-secondary institutions. By 2018 increase the number of Native Hawaiian students:
 - exceeding READING standards from 55% to 65%
 - exceeding MATH standards from 32% to 45%
 - who earn post-secondary degrees or certificates in the UH-system by 12%

3. Increasing the percent of Native Hawaiian families actively improving lifestyle choices by engaging in health programs and supportive family development practices by:
 - Decreasing the number of Native Hawaiians in State DOH substance abuse treatment from 45.9% to 39% by 2018
 - Increasing the number of Native Hawaiian mothers receiving prenatal care in the first trimester from 81.4% to 83.6% by 2018

4. 70% of all Hawai'i residents understand and agree that a viable land base is necessary for the new Native Hawaiian governing entity

5. Increasing the percent of Ka Pae 'Āina O Hawaii managed to create economic value, preserve cultural and natural resources and historic properties, and/or provide cultural and social opportunities for Native Hawaiians in a sustainable and balanced manner:
 - By 2018, increasing from 12% to 15% the percent of ahupua'a that are managed sustainably

6. Adoption by the Board of Trustees of a Transition Plan that includes the legal transfer of assets and other resources to the new Native Hawaiian governing entity.

7. 85% of Hawai'i residents appreciate and value Native Hawaiian history and culture.

8. 51% of Native Hawaiians living in the State of Hawai'i participating in cultural activities, including language, and who interact with the 'āina for cultural, spiritual, religious and subsistence.

9. Native Hawaiian reduce the rate of obesity from 49.3% to 35% by 2018.

10. Increase the percent of Native Hawaiians who improve their capacity to own or rent a home by focusing on:
 - By 2018, decreasing from 55% to 50% the percent of Native Hawaiian renters who are paying more than the HUD standard housing cost (no more than 30% of household income)
 - By 2018, increasing Native Hawaiian owner-occupied housing from 56.62% to 58%



STATE OF HAWAII
OFFICE OF HAWAIIAN AFFAIRS
711 KAPI'OLANI BOULEVARD, SUITE 500
HONOLULU, HAWAII 96813

December 30, 2011

Senator David Ige, Chair
Senate Committee on Ways and Means
State Capitol
Room 215
415 South Beretania Street
Honolulu, Hawaii 96813

Dear Chair Ige,

Pursuant to the budget briefing instructions dated December 13, 2010, enclosed please find one (1) copy of the following documents:

1. Budget Testimony
2. Budget Tables
3. OHA Organizational Chart

The documents have also been submitted, as requested, electronically to wamtestimony@capitol.hawaii.gov.

Please feel free to contact me or the OHA CFO, Hawley Alamodin by phone at 594-1999 should you have any questions or require additional information.

'O wau iho nō,

A handwritten signature in black ink, appearing to be "Richard Pezzulo".

Richard Pezzulo
Acting Chief Executive Officer

RP:cc

Office of Hawaiian Affairs
Department-Wide Budget Summary

Table 1

Fiscal Year 2012				
Act 095/11 Appropriation	Restriction	Emergency Appropriation	Total FY12	MOF
\$ 2,370,872.00			\$ 2,370,872.00	A
			\$ -	B
			\$ -	N
			\$ -	R
			\$ -	S
\$ 5,810,847.00			\$ 5,810,847.00	T
			\$ -	U
			\$ -	V
			\$ -	W
			\$ -	X
\$ 8,181,719.00	\$ -	\$ -	\$ 8,181,719.00	Total
Fiscal Year 2013				
Act 164/11 Appropriation	Reductions	Additions	Total FY13	MOF
\$ 2,370,872.00			\$ 2,370,872.00	A
			\$ -	B
			\$ -	N
			\$ -	R
			\$ -	S
\$ 5,810,847.00			\$ 5,810,847.00	T
			\$ -	U
			\$ -	V
			\$ -	W
			\$ -	X
\$ 8,181,719.00	\$ -	\$ -	\$ 8,181,719.00	Total

Office of Hawaiian Affairs
 Prioritized List of Functions

Table 2

<u>Pri #</u>	<u>Description of Function</u>	<u>Activities</u>	<u>Prog ID(s)</u>	<u>Statutory Reference</u>
1	Social services, legal services & representation, and educational enrichment programs	Services and assistance to Native Hawaiian beneficiaries	OHA175	HRS 10-3 (3)
2	Personnel and administrative costs	Services and assistance to Native Hawaiian beneficiaries	OHA150 OHA160 OHA175	HRS 10-3 (3)

Office of Hawaiian Affairs
Resources by Program ID

Table 3

Prog ID	Program Title	MOF	As budgeted in Act 095/11 (FY12)			Governor's Submittal (FY13)			Percent Change of \$\$\$
			Pos (P)	Pos (T)	\$\$\$	Pos (P)	Pos (T)	\$\$\$	
OHA150	OFFICE OF THE TRUSTEES	A	0.63	-	\$ 28,435	0.63	-	\$ 28,435	0.0%
		T	4.37	-	\$ 275,687	4.37	-	\$ 275,687	0.0%
			5.00	-	304,122.00	5.00	-	304,122.00	0.0%
OHA160	ADMINISTRATION	A	7.60	-	\$ 700,159	7.60	-	\$ 700,159	0.0%
		T	32.40	-	\$ 2,861,727	32.40	-	\$ 2,861,727	0.0%
			40.00	-	3,561,886.00	40.00	-	3,561,886.00	0.0%
OHA175	BENEFICIARY ADVOCACY	A	2.86	-	\$ 1,642,278	2.86	-	\$ 1,642,278	0.0%
		T	14.14	-	\$ 2,673,433	14.14	-	\$ 2,673,433	0.0%
			17.00	-	4,315,711.00	17.00	-	4,315,711.00	0.0%

Office of Hawaiian Affairs
Current Year (FY12) Restrictions

Table 4

<u>Prog ID</u>	<u>MOF</u>	<u>Restriction \$\$\$</u>	<u>Percent of Act 095/11 Appropriation</u>	<u>Impact</u>
OHA175	A	\$ 415,000	17.5%	Social services to OHA beneficiaries
	T	\$ 415,000	7.1%	
OHA175	A	\$ 615,570	26.0%	Education enrichment programs for native Hawaiian children throughout the State
	T	\$ 615,570	10.6%	
OHA175	A	\$ 524,400	22.1%	Legal services and legal representation to OHA beneficiaries
	T	\$ 524,400	9.0%	

Office of Hawaiian Affairs
Proposed Budget Reductions

Table 5

<u>Request Category</u>	<u>Prog ID</u>	<u>Description of Reduction</u>	<u>Impact of Reduction</u>	<u>MOF</u>	<u>Pos (P) FY13</u>	<u>Pos (T) FY13</u>	<u>\$\$\$\$ FY13</u>	<u>Carry-over? (Y/N)</u>
		NONE						

Department of xxx
Proposed Supplemental Year Additions

Table 6

<u>Request Category</u>	<u>Prog ID</u>	<u>Description of Addition</u>	<u>Explanation</u>	<u>MOF</u>	<u>Pos (P) FY13</u>	<u>Pos (T) FY13</u>	<u>\$\$\$ FY13</u>
		NONE					

Office of Hawaiian Affairs
 Non-General Fund Balances

Table 7

<u>Name of Fund</u>	<u>Statutory Reference</u>	<u>MOF</u>	<u>Beginning FY12 Unencumbered Cash Balance</u>	<u>Estimated FY12 Revenues</u>	<u>Estimated FY12 Expenditures and Encumbrances</u>	<u>Estimated FY12 Net Transfers</u>	<u>Estimated FY12 Ending Unencumbered Cash Balance</u>	<u>Balance in Excess of Program Needs</u>
PUBLIC LAND TRUST	HRS 10-3	T	\$ -	\$ 15,100,000	\$ 33,806,586	\$ 18,706,586	\$ -	\$ -

Office of Hawaiian Affairs
Emergency Appropriation Requests

Table 8

<u>Prog ID</u>	<u>Description of Request</u>	<u>MOF</u>	<u>Pos (P) FY12</u>	<u>Pos (T) FY12</u>	<u>\$\$\$ FY12</u>
	NONE				

Office of Hawaiian Affairs
Budget Decisions

Table 9

Prog ID	Description	MOF	Initial Department Request			Budget and Finance Recommendation			Governor's Decision		
			Pos (P)	Pos (T)	\$\$\$	Pos (P)	Pos (T)	\$\$\$	Pos (P)	Pos (T)	\$\$\$
OHA150	OFFICE OF THE TRUSTEES	A	0.63	0	28,435	0.63	0	28,435	0.63	0	28,435
		T	4.37	0	275,687	4.37	0	275,687	4.37	0	275,687
		TOTAL	5.00	0	304,122	5.00	0	304,122	5.00	0	304,122
OHA160	ADMINISTRATION	A	7.60	0	724,856	7.60	0	700,159	7.60	0	700,159
		T	32.40	0	2,861,727	32.40	0	2,861,727	32.40	0	2,861,727
		TOTAL	40.00	0	3,586,583	40.00	0	3,561,886	40.00	0	3,561,886
OHA175	BENEFICIARY ADVOCACY	A	2.86	0	1,716,368	2.86	0	1,642,278	2.86	0	1,642,278
		T	14.14	0	2,673,433	14.14	0	2,673,433	14.14	0	2,673,433
		TOTAL	17.00	0	4,389,801	17.00	0	4,315,711	17.00	0	4,315,711
	TOTAL	A	11.09	0	2,469,659	11	0	2,370,872	11	0	2,370,872
	TOTAL	T	50.91	0	5,810,847	51	0	5,810,847	51	0	5,810,847
	TOTAL	TOTAL	62.00	0	8,280,506	62	0	8,181,719	62	0	8,181,719

Office of Hawaiian Affairs
 Program Review Proposals

Table 10

Prog ID	Description	MOF	Budget and Finance Proposal			Department Proposal			Governor's Final Decision		
			Pos (P)	Pos (T)	\$\$\$	Pos (P)	Pos (T)	\$\$\$	Pos (P)	Pos (T)	\$\$\$
	NONE										

Office of Hawaiian Affairs
Position Vacant as of November 30

Table 11

<u>Prog ID</u>	<u>Date of Vacancy</u>	<u>Position Number</u>	<u>Position Title</u>	<u>SR Level</u>	<u>BU Code</u>	<u>Temp Perm (T/P)</u>	<u>FTE</u>	<u>MOF</u>	<u>Budgeted Amount</u>	<u>Actual Salary Last Paid</u>	<u>Exempt (Y/N)</u>	<u>Authority to Hire (Y/N)</u>	<u>Occupied by 89 Day Hire (Y/N)</u>
OHA175	7/1/2011	37642	COMPLIANCE ARCHAEOLOGIST SPECIALIST III	SR24	00	P	1.00	T	\$ 55,000.00	\$ -	N	Y	N
OHA160	8/15/2011	16408	COMMUNICATIONS SPECIALIST III	SR24	00	P	1.00	A&T	\$ 54,096.00	\$ 54,096.00	N	Y	N
OHA160	8/19/2011	36321	LAND MANAGEMENT COORDINATOR	SR24	00	P	1.00	T	\$ 58,008.00	\$ 58,008.00	N	Y	N
OHA150	9/1/2011	15124	TRUSTEE SECRETARY	SR16	00	P	1.00	A&T	\$ 41,076.00	\$ 41,076.00	N	Y	N

Office of Hawaiian Affairs
Personnel Separations

Table 12

<u>Prog ID/Org</u>	<u>Separation Date</u>	<u>Position Number</u>	<u>Position Title</u>	<u>SR Level</u>	<u>BU Code</u>	<u>T/P</u>	<u>MOF</u>	<u>Budgeted FTE</u>	<u>Budgeted Salary</u>	<u>Actual FTE</u>	<u>Actual Salary</u>
OHA175	7/8/2011	17415	COMMUNITY RELATIONS SPECIALIST V	SR26	00	P	A&T	1.00	\$ 65,004.00	1.00	\$ 65,004.00
OHA160	8/18/2011	36321	LAND MANAGEMENT COORDINATOR	SR24	00	P	T	1.00	\$ 58,008.00	1.00	\$ 58,008.00
OHA175	8/22/2011	17639	INTAKE & REFERRAL SPECIALIST	SR14	00	P	A&T	1.00	\$ 32,028.00	1.00	\$ 32,028.00
OHA150	8/31/2011	15124	TRUSTEE SECRETARY	SR16	00	P	A&T	1.00	\$ 41,076.00	1.00	\$ 41,076.00
OHA160	9/15/2011	16324	ECONOMIC DEVELOPMENT ANALYST	SR24	00	P	A&T	1.00	\$ 70,008.00	1.00	\$ 68,004.00
OHA150	10/31/2011	35104	TRUSTEE	-	00	P	T	1.00	\$ 55,440.00	1.00	\$ 55,440.00

Office of Hawaiian Affairs
New Hires

Table 13

<u>Prog ID/Org</u>	<u>New Hire Effective Date</u>	<u>Position Number</u>	<u>Position Title</u>	<u>SR Level</u>	<u>BU Code</u>	<u>T/P</u>	<u>MOF</u>	<u>Budgeted FTE</u>	<u>Budgeted Salary</u>	<u>Actual FTE</u>	<u>Actual Salary</u>
OHA175	7/25/2011	37640	COMMUNITY OUTREACH COORDINATOR	SR10	00	P	T	1.00	\$ 42,000.00	1.00	\$ 36,000.00
OHA175	8/15/2011	17605	PUBLIC POLICY MANAGER	SR30	00	P	A&T	1.00	\$ 85,008.00	1.00	\$ 85,008.00
OHA175	8/22/2011	37418	CONSUMER MICRO LOAN OFFICER	SR24	00	P	T	1.00	\$ 51,120.00	1.00	\$ 51,120.00
OHA160	8/29/2011	36404	PUBLIC RELATIONS SPECIALIST III	SR24	00	P	T	1.00	\$ 60,000.00	1.00	\$ 60,000.00
OHA175	9/15/2011	17415	COMMUNITY RELATIONS SPECIALIST V	SR26	00	P	A&T	1.00	\$ 65,004.00	1.00	\$ 65,004.00
OHA175	9/23/2011	37412	ADMINISTRATIVE ASSISTANT	SR16	00	P	T	1.00	\$ 44,556.00	1.00	\$ 44,556.00
OHA175	10/10/2011	17639	INTAKE & REFERRAL SPECIALIST	SR14	00	P	A&T	1.00	\$ 32,028.00	1.00	\$ 30,000.00
OHA160	10/17/2011	16324	ECONOMIC DEVELOPMENT ANALYST	SR22	00	P	A&T	1.00	\$ 70,008.00	1.00	\$ 50,004.00

Office of Hawaiian Affairs
RIF Related Grievances

Table 14

<u>Prog ID/Org</u>	<u>Position Number</u>	<u>Position Title</u>	<u>SR Level</u>	<u>BU</u>	<u>T/P</u>	<u>MOF</u>	<u>FTE</u>	<u>RIF Date</u>	<u>Grievance Date</u>	<u>Current Status</u>
	NONE									

Office of Hawaiian Affairs
Expenditures Exceeding Appropriation Ceilings

Table 15

<u>Prog ID</u>	<u>MOF</u>	<u>Date of Increase</u>	<u>Appropriation Ceiling</u>	<u>Amount Exceeding Appropriation</u>	<u>Increase Percent</u>	<u>Reason for Exceeding Ceiling</u>	<u>Recurring (Y/N)</u>	<u>GF Impact (Y/N)</u>
		NONE						

Office of Hawaiian Affairs
Federal Grants

Table 16

<u>Prog ID</u>	<u>CFDA No.</u>	<u>Award Description</u>	<u>Awarding Federal Agency</u>	<u>Anticipated or Actual Date of Award</u>	<u>Anticipated or Actual Award Amount</u>	<u>State Fiscal Year</u>	<u>State Matching Requirement or Other Commitment (Describe)</u>	<u>Anticipated Reduction or Discontinuance (Y/N)</u>	<u>Comments</u>
OHA175	20.205	Interstate Route H-3 - Mitigation & Remediation	U.S. Department of Transportation - Federal Highways Administration	8/10/1999	\$ 9,900,000.00	FY 12-16	\$ 1,100,000.00	N	Of the \$7,888,988 of remaining funding, \$621,634 and \$482,561 are expected to be spent in FY 12 and FY13, respectively.
OHA175	93.612	Native Hawaiian Revolving Loan Program	U.S. Department of Health & Human Services - Administration for Native Americans	Various 1988-2001	\$ 12,937,000.00	N/A	N/A	N	As a revolving loan fund, federal award and matching funds are expected to last in perpetuity - there are not plans to discontinue this program by either OHA or DHHS-ANA. State matching requirement is nil, as amounts were provided by OHA's Public Land Trust upon ANA funding.
OHA175	10.855	Distance Learning & Telemedicine Grant Program OHA-DHHL NH Education & Employment Network	U.S. Department of Agriculture - Rural Utilities Service	11/10/2009	\$ 453,131.00	FY 10-12	N/A	N	Project is expected to be completed and remaining funds of \$45,296 spent in FY12. Required matching funds will be funded by OHA Public Land Trust

Office of Hawaiian Affairs
Intradepartmental Transfer of Funds

Table 17

<u>Anticipated or Actual Date of Transfer</u>	<u>MOF</u>	<u>Amount of Transfer</u>	<u>From Prog ID</u>	<u>Percent of Imparting Program ID Appropriation</u>	<u>To Prog ID</u>	<u>Percent of Receiving Program ID Appropriation</u>	<u>Reason for Transfer</u>	<u>Recurring (Y/N)</u>
		NONE						

Office of Hawaiian Affairs
Interdepartmental Transfer of Funds

Table 18

<u>Anticipated or Actual Date of Transfer</u>	<u>MOF</u>	<u>Amount of Transfer</u>	<u>From Prog ID</u>	<u>Percent of Imparting Program ID Appropriation</u>	<u>To Prog ID</u>	<u>Percent of Receiving Program ID Appropriation</u>	<u>Transfer Category LS/PR/O</u>	<u>Reason for Transfer (O - Other)</u>	<u>Recurring (Y/N)</u>
		NONE							

Office of Hawaiian Affairs
Active Contracts

Table 19

Prog ID	MOF	Amount	Frequency (M/A/O)	Max Value	Outstanding Balance	Date Executed	Term of Contract		Organization	Category G/S/E/L	Description	Explanation of How Contract is Monitored	POS Y/N
							From	To					
OHA160	A	N/A	M	N/A	\$ 318,417.74	N/A	8/1/11	7/31/12	PPPHI Associates LLC	L	FY12 portion of office lease and CAM	[A]	N
	T				\$ 318,418.49						funded by Act095 funding only		
	A	\$ 1,539.26	O	\$ 51,470	\$ 49,931.14	6/15/2007	6/15/07	6/30/12	Broder, Sherry Esq	S	Legal services - Quiet Title Actions	[B]	Y
	T	\$ 1,539.27		\$ 51,470	\$ 49,931.14								
	A	\$ 9,840.67	O	\$ 51,470	\$ 41,629.74	6/15/2007	6/15/07	6/30/12	Paul, Johnson Park &	S	Letal services - Conflict Program	[B]	Y
	T	\$ 9,840.64		\$ 51,470	\$ 41,629.76				Niles				
OHA175	A	\$ 153,892.50	O	\$ 1,231,140	\$ 1,077,247.50	7/1/2011	7/1/11	6/30/13	University of Hawaii	S	Grant - Na Pua No'eau - NH	[C]	N
	T	\$ 153,892.50		\$ 1,231,140	\$ 1,077,247.50				at Hilo		Educational Enrichment Program		
	A	\$ 230,000.00	O	\$ 415,000	\$ 185,000.00	7/1/2011	7/1/11	6/30/12	Alu Like	S	Multiple social services for OHA	[C]	Y
	T	\$ 230,000.00		\$ 415,000	\$ 185,000.00						beneficiaries		
	A	\$ 393,300.00	O	\$ 1,048,800	\$ 655,500.00	7/1/2011	7/1/11	6/30/12	Native Hawaiian	S	Legal services and representaiton	[B]	Y
	T	\$ 393,300.00		\$ 1,048,800	\$ 655,500.00				Legal Corporation		for OHA beneficiaries		
	A	\$ 11,514.80	O	\$ 12,500	\$ 985.20	5/1/2009	5/1/09	4/30/10	Hawaii County Police	S	Grant - Cultural awareness training	[C]	N
	T	\$ 11,514.80		\$ 12,500	\$ 985.20				Department				
	A	\$ 17,500.00	O	\$ 25,000	\$ 7,500.00	6/1/2006	6/1/06	12/31/06	Kanu O Ka `Aina	S	Grant - Na Lei Na`auao Hawaiian	[C]	N
	T	\$ 17,500.00		\$ 25,000	\$ 7,500.00				Learning Ohana		Charter School Alliance		
Notes:													
[A]	Invoice reviewed by OHA staff checked against office lease agreement for applicable base rent and CAM rates												
[B]	Invoices reviewed by OHA Corp Counsel for consistency with project assignment or contractual terms												
[C]	Grantee/Contractor reports are monitored by Grant staff for compliance with grant agreement/contract.												

Office of Hawaiian Affairs
CIP Summary

Table 20

<u>Priority</u>	<u>Project Title</u>	<u>FY13 \$\$\$</u>	<u>MOE</u>
NONE			

Office of Hawaiian Affairs
 Division Resources

Table 21


Division	Associated Program IDs				
BOARD OF TRUSTEES			OHA150		
EXECUTIVE OFFICES			OHA160		
RESOURCE MANAGEMENT			OHA160/OHA175		
RESEARCH			OHA160/OHA175		
ADVOCACY			OHA175		

Office of Hawaiian Affairs
Organization Changes

Table 22

<u>Year of Change</u> FY12/FY13	<u>Page Number</u>	<u>Description of Change</u>
	SEE ATTACHED	

NEIL ABERCROMBIE
GOVERNOR
STATE OF HAWAII



ALBERT "ALAPAKI" NAHALE-A
CHAIRMAN
HAWAIIAN HOMES COMMISSION

MICHELLE K. KAUHANE
DEPUTY TO THE CHAIRMAN

M. WAIALEALE SARSONA
EXECUTIVE ASSISTANT

STATE OF HAWAII
DEPARTMENT OF HAWAIIAN HOME LANDS

P. O. BOX 1879
HONOLULU, HAWAII 96805

Testimony of Alapaki Nahale-a, Chairman
Hawaiian Homes Commission

Before the Joint House Committee on Finance
and Senate Committee on Ways and Means
on the
Fiscal Year 2013 Supplemental Budget Request
of the Department of Hawaiian Home Lands

January 6, 2012

Chairs Oshiro and Ige and Members of the House Committee on Finance and Senate Committee on Ways and Means:

Thank you for this opportunity to provide information on the Department of Hawaiian Home Lands (DHHL) Supplemental Budget request for Fiscal Year 2013.

The mission of the department is to manage the Hawaiian Home Lands Trust effectively and to develop and deliver land to native Hawaiians. We will partner with others toward developing self-sufficient and healthy communities. The trust, created by Congress through the Hawaiian Homes Commission Act of 1920 (Act), sets aside public lands to be used for the benefit of native Hawaiians (persons of at least 50% Hawaiian blood).

As required by the Admissions Act and as a compact with the United States, the State of Hawaii and the people of Hawaii adopted the Act as a provision of the State Constitution and agreed to faithfully carry out the spirit of the Act for the rehabilitation of the Hawaiian race. These trust responsibilities still remain today.

The department administers one (1) program, HHL 602, Planning and Development for Hawaiian Homesteads. The objectives of the program is to develop and manage the designated Hawaiian home lands to create more homesteads for native Hawaiians (as defined by the Hawaiian Homes Commission Act, 1920, as amended) and generate the revenues needed to administer the program. No general fund support is provided by the

State for the department's operations. DHHL is supported by its special and trust funds pursuant to the Act. Although attrition has reduced DHHL's human resource capacity, it does not diminish our commitment to serving our beneficiaries. DHHL reorganized staffing for various activities to minimize potential productivity loss.

DHHL views the current economic and fiscal conditions as a window of opportunity. DHHL is committed in its pursuit of energy sustainability for all of its new homestead developments and adopted a formal energy policy that will assist the State of Hawaii in achieving its energy initiatives. In addition, DHHL actively pursued and will be receiving increased federal funding support for its NAHASDA (Native American Housing Assistance and Self Determination Act) program which will address beneficiaries 80% of median income and below.

Partnerships with Hawaiian agencies, other governmental entities and the business community and the promotion of community and economic development on Hawaiian home lands provides educational, social, economic, and employment opportunities that assist in bettering the condition of DHHL's beneficiaries. The department has successfully partnered with self-help housing and modified self-help housing organizations to meet the housing needs of low to moderate income housing for native Hawaiian families.

Expanding DHHL's capacity to generate revenues through general leasing and other land dispositions provides a stable and reliable source of funding to sustain the activities necessary to place qualified native Hawaiians on Hawaiian home lands.

The department is responsible for the management of 203,500 acres of land held in trust for the purposes set forth in the Hawaiian Homes Commission Act of 1920. Maintenance, which includes clearing flood channels, fire protection of non-homestead areas, roads and facilities maintenance, has increased in costs. This has led the department to support and foster community partnerships as well as leveraging department resources by pursuing joint ventures with other organizations serving native Hawaiians.

While there are tremendous challenges in front of us, the department is positioned to play an integral part in bridging our State's economic downturn through significant CIP projects. We look forward to coordinating our efforts with the Legislature.

Supplemental Budget Request

Operating Budget Request for Fiscal Year 2013

DHHL is requesting a personnel costs reduction in the amount of \$471,936 from its special and trust funds as a labor savings adjustment. The funds affected by this measure are the Hawaiian Home Administration Account, a DHHL special fund, and the Hawaiian Home Operating Fund, a DHHL trust fund.

Capital Improvement Request for Fiscal Year 2013

DHHL is submitting a supplemental Capital Improvement Program (CIP) budget request to support the construction of two water projects on Hawaiian home lands. A description of these projects is included in our testimony and will be discussed in more detail later in the testimony

Summary

We are most appreciative of the support given by the Legislature to the Hawaiian homes program throughout the years. We again thank the Committees for the opportunity to brief you on our biennium budget request. We have prepared and submitted our tables in accordance with the format and briefing instructions provided by the Senate Ways and Means Committee. We would be pleased to respond to any questions the Committees may have.

Department of Hawaiian Home Lands
Department-Wide Budget Summary

Table 1

Fiscal Year 2012				
Act 164/11 Appropriation	Restriction	Emergency Appropriation	Total FY12	MOF
			\$ -	A
\$ 13,030,827.00			\$ 13,030,827.00	B
\$ 15,341,820.00			\$ 15,341,820.00	N
			\$ -	R
			\$ -	S
\$ 157,091,393.00			\$ 157,091,393.00	T
			\$ -	U
			\$ -	V
			\$ -	W
			\$ -	X
\$ 185,464,040.00	\$ -	\$ -	\$ 185,464,040.00	Total
Fiscal Year 2013				
Act 164/11 Appropriation	Reductions	Additions	Total FY13	MOF
			\$ -	A
\$ 13,030,827.00	\$ (246,167.00)		\$ 12,784,660.00	B
\$ 15,341,820.00			\$ 15,341,820.00	N
			\$ -	R
			\$ -	S
\$ 157,091,393.00	\$ (225,769.00)		\$ 156,865,624.00	T
			\$ -	U
			\$ -	V
			\$ -	W
			\$ -	X
\$ 185,464,040.00	\$ (471,936.00)	\$ -	\$ 184,992,104.00	Total

Department of Hawaiian Home Lands
Prioritized List of Functions

Table 2

Pri #	Description of Function	Activities	Prog ID(s)	Statutory Reference
1	To develop and deliver land and housing to native Hawaiian beneficiaries of the Hawaiian home lands trust.	Award homestead (Residential, Agricultural and Pastoral) leases to beneficiaries. Award of general leases. Provide assistance to lessees to they may obtain maximum utilization of their awards in keeping with the purpose for which those lands were leased.	HHL 602	Article XII, Section 1 of the State Constitution, Hawaiian Affairs; Hawaiian Homes Commission Act, 1920, as amended
2	To manage trust assets including land, water and other related sources.	Management of general leases and other land dispositions, water systems, maintenance of lands and environmental protection.	HHL 602	Article XII, Section 1 of the State Constitution, Hawaiian Affairs; Hawaiian Homes Commission Act, 1920, as amended
3	To provide direction and administrative support to staff that perform core activities.	Human resources, accounting, planning, and auditing activities.	HHL 602	Article XII, Section 1 of the State Constitution, Hawaiian Affairs; Hawaiian Homes Commission Act, 1920, as amended

Department of Hawaiian Home Lands
Resources by Program ID

Table 3

Prog ID	Program Title	MOF	As budgeted in Act 164/11 (FY12)			Governor's Submittal (FY13)			Percent Change of \$\$\$
			Pos (P)	Pos (T)	\$\$\$	Pos (P)	Pos (T)	\$\$\$	
HHL602	Planning and Development for Hawaiian Homesteads	B	115.00		\$ 13,030,827	115.00		\$ 12,784,660	-1.9%
HHL602	Planning and Development for Hawaiian Homesteads	N	3.00	2.00	\$ 15,341,820	3.00	2.00	\$ 15,341,820	0%
HHL602	Planning and Development for Hawaiian Homesteads	T	82.00	9.00	\$ 157,091,393	82.00	9.00	\$ 156,865,624	-0.1%

Department of Hawaiian Home Lands
 Current Year (FY12) Restrictions

Table 4

<u>Prog ID</u>	<u>MOF</u>	<u>Restriction \$\$\$</u>	<u>Percent of Act 164/11</u> <u>Appropriation</u>	<u>Impact</u>
			No Restrictions	

Department of Hawaiian Home Lands
Proposed Budget Reductions

Table 5

<u>Request</u>		<u>Description of Reduction</u>	<u>Impact of Reduction</u>	<u>MOF</u>	<u>Pos (P)</u>	<u>Pos (T)</u>	<u>\$\$\$ FY13</u>	<u>Carry-over?</u>
<u>Category</u>	<u>Prog ID</u>				<u>FY13</u>	<u>FY13</u>		<u>(Y/N)</u>
HHL602	Labor Savings Adjustment	Cost adjustment to meet reduction of salary cost	B	115.00		\$ 246,167	N	
HHL602	Labor Savings Adjustment	Cost adjustment to meet reduction of salary cost	T	82.00	9.00	\$ 225,769	N	

Department of Hawaiian Home Lands
Proposed Supplemental Year Additions

Table 6

<u>Request</u>				<u>Pos (P)</u>	<u>Pos (T)</u>		
<u>Category</u>	<u>Prog ID</u>	<u>Description of Addition</u>	<u>Explanation</u>	<u>MOF</u>	<u>FY13</u>	<u>FY13</u>	<u>\$\$\$ FY13</u>
		No additions					

Department of Hawaiian Home Lands
Non-General Fund Balances

Table 7

Name of Fund	Statutory Reference	MOF	Beginning FY12	Estimated	Estimated FY12	Estimated FY12	Estimated FY12 Ending	Balance in Excess of Program Needs
			Unencumbered Cash Balance	FY12 Revenues	Expenditures and Encumbrances	Net Transfers	Unencumbered Cash Balance	
Hawaiian Home Loan Fund	HHCA § 213(b)	W	\$ 1,990,103	\$ 200,000	\$ 100,000	\$ -	\$ 2,090,103	\$ -
Hawaiian Home General Loan Fund	HHCA § 213 (c)	W	\$ 11,504,988	\$ 4,000,000	\$ 5,000,000	\$ -	\$ 10,504,988	\$ -
Hawaiian Home Administration Account	HHCA § 213 (f)	B	\$ 18,332,246	\$ 11,005,000	\$ 13,030,827	\$ -	\$ 16,306,419	\$ -
DHHL Revenue Bond Special Fund	HHCA § 213.5	B	\$ 9,777,329	\$ 3,050,000	\$ 3,030,000	\$ -	\$ 9,797,329	\$ -
Hawaiian Home Lands Trust Fund	HHCA § 213.6	T	\$ 90,677,776	\$ 30,000,000	\$ 67,472,000	\$ -	\$ 53,205,776	\$ -
Hawaiian Home Operating Fund	HHCA § 213 (e)	T	\$ 8,035,195	\$ 1,007,000	\$ 11,550,000	\$ 5,735,611	\$ 3,227,806	\$ -
Hawaiian Home Receipts Fund	HHCA § 213(g)	T	\$ 1,735,611	\$ 4,000,000	\$ -	\$ (5,735,611)	\$ -	\$ -
Hawaiian Home Trust Fund	HHCA § 213 (h)	T	\$ 10,850,100	\$ -	\$ 5,000,000	\$ -	\$ 5,850,100	\$ -
Native Hawaiian Rehabilitation Fund	HHCA § 213 (i)	T	\$ 3,883,838	\$ 350,000	\$ (1,992,000)	\$ -	\$ 1,891,838	\$ -

Department of Hawaiian Home Lands
 Emergency Appropriation Requests

Table 8

<u>Prog ID</u>	<u>Description of Request</u>	<u>MOF</u>	<u>Pos (P)</u> <u>FY12</u>	<u>Pos (T)</u> <u>FY12</u>	<u>\$\$\$ FY12</u>
	No emergency appropriations				

Department of Hawaiian Home Lands
Budget Decisions

Table 9

Prog ID	Description	Initial Department Request			Budget and Finance Recommendation			Governor's Decision			
		MOF	Pos (P)	Pos (T)	\$\$\$	Pos (P)	Pos (T)	\$\$\$	Pos (P)	Pos (T)	\$\$\$
HHL602	Labor Savings Adjustments	B			(246,167.00)			\$ (246,167.00)			(246,167.00)
HHL602	Labor Savings Adjustments	T			(225,769.00)			\$ (225,769.00)			(225,769.00)
HHL602	Assessment of Hawaiian Home Lands' Waitlist	A			1,500,000.00			\$ -			-

Department of Hawaiian Home Lands
 Program Review Proposals

Table 10

Prog ID	Description	MOF	Budget and Finance Proposal			Department Proposal			Governor's Final Decision		
			Pos (P)	Pos (T)	\$\$\$	Pos (P)	Pos (T)	\$\$\$	Pos (P)	Pos (T)	\$\$\$
	None										

Department of Hawaiian Home Lands
Position Vacant as of November 30

Table 11

<u>Prog ID</u>	<u>Date of Vacancy</u>	<u>Position Number</u>	<u>Position Title</u>	<u>SR Level</u>	<u>BU Code</u>	<u>Temp Perm (T/P)</u>	<u>FTE</u>	<u>MOF</u>	<u>Budgeted Amount</u>	<u>Actual Salary Last Paid</u>	<u>Exempt (Y/N)</u>	<u>Authority to Hire (Y/N)</u>	<u>Occupied by 89 Day Hire (Y/N)</u>
HHL-602	06/16/94	106418	HHL EQUIPMENT OPERATOR II	BC-06	01	P	100	T	38,436	23,388	Y	N	N
HHL-602	12/01/95	106415	APPRAISAL/TECHNICAL SERVICES MANAGER	SR-28	13	P	100	T	62,424	44,556	Y	N	N
HHL-602	11/29/97	102941	HHL ENGINEER III	SR-22	13	P	100	T	45,576	37,464	Y	N	N
HHL-602	03/01/00	100486	DELINQUENT LOAN COLLECTION ASSISTANT	SR-15	03	P	100	B	33,736	30,888	Y	N	N
HHL-602	07/16/00	106408	HHL EQUIPMENT OPERATOR II	BC-06	01	P	100	T	38,004	23,388	Y	N	N
HHL-602	11/01/04	26349	LAND AGENT V	SR-24	13	P	100	B	51,312	53,376	N	N	N
HHL-602	08/01/05	1437	CLERK STENOGRAPHER II	SR-09	03	P	100	B	26,700	35,424	N	N	N
HHL-602	02/01/07	13288	HOMESTEAD DISTRICT SUPERVISOR I	SR-22	13	P	100	B	45,576	47,448	N	N	N
HHL-602	06/30/07	102957	HHL APPLICATIONS OFFICER	SR-20	13	P	100	T	40,536	40,536	Y	N	N
HHL-602	12/03/07	113157	GENERAL LABORER I	BC-02	01	P	100	B	33,228	31,236	N	N	N
HHL-602	01/01/08	38085	MORTGAGE LOAN SPECIALIST	SR-20	13	P	100	B	42,132	53,364	N	N	N
HHL-602	08/01/08	106169	HOMESTEAD HOUSING SPECIALIST II	SR-18	13	P	100	B	45,576	45,576	Y	N	N
HHL-602	12/31/08	26916	HOMESTEAD ASSISTANT II	SR-15	03	P	100	B	51,936	51,936	N	N	N
HHL-602	02/01/09	38168	HOMESTEAD HOUSING AGENT	SR-20	03	P	100	B	56,172	56,172	N	N	N
HHL-602	04/01/09	102353	HHL CLERK TYPIST II	SR-08	03	P	100	B	25,668	25,668	Y	N	N
HHL-602	06/25/09	106191	HHL CLERK IV	SR-10	03	P	100	T	27,768	27,768	Y	N	N
HHL-602	07/01/09	26468	SECRETARY III	SR-16	63	P	100	B	51,936	51,936	N	Y	N
HHL-602	07/01/09	38169	HOMESTEAD HOUSING DEVELOPMENT MANAGER	EM-05	35	P	100	B	95,928	95,928	N	N	N
HHL-602	8/8/2009	100485	HHL CLERK TYPIST II	SR-08	03	P	100	B	23,736	25,668	Y	N	N
HHL-602	12/31/09	10129	HOMESTEAD DISTRICT SUPERVISOR I	SR-22	13	P	100	B	47,448	53,352	N	N	N
HHL-602	07/01/10	102436	HHL ENGINEER V	SR-26	13	P	100	T	60,024	78,984	Y	N	N
HHL-602	7/1/2010	102451	HOMESTEAD HOUSING SPECIALIST V	SR-24	13	P	100	B	47,448	60,024	Y	N	N
HHL-602	08/06/10	102446	HOMESTEAD HOUSING SPECIALIST I	SR-16	13	P	100	T	37,488	37,452	Y	N	N
HHL-602	8/14/2010	102943	HHL GENERAL LABORER I	BC-02	01	P	100	T	33,228	33,228	Y	N	N
HHL-602	9/3/2010	100206	HHL CLERK TYPIST II	SR-08	03	P	100	B	23,736	25,668	Y	N	N
HHL602BB	2/16/2007	38163	HOMESTEAD APPLICATION CLERK II	SR13	03	P	100	B	30,012	31,212	N	N	N

Department of Hawaiian Home Lands
Position Vacant as of November 30

Table 11

Prog ID	Date of Vacancy	Position Number	Position Title	SR Level	BU Code	Temp Perm (T/P)	FTE	MOF	Budgeted Amount	Actual Salary Last Paid	Exempt (Y/N)	Authority to Hire (Y/N)	Occupied by 89 Day Hire (Y/N)
HHL602BB	7/1/2010	102451	HOMESTEAD HOUSING SPECIALIST IV	SR-22	13	P	100	B	60,024	62,424	Y	Y	Y
HHL602BB	11/1/2010	117234	HOMESTEAD SERVICES ADMINISTRATIVE ASSISTANT	SR-26	13	P	100	T	67,488	96,180	Y	N	N
HHL602BB	1/3/2011	102450	HOMESTEAD HOUSING SPECIALIST V	SR-24	13	P	100	B	60,024	60,024	Y	Y	Y
HHL602BB	1/31/2011	106110	HHL CLERK TYPIST II	SR-08	03	P	100	T	32,424	32,424	Y	N	N
HHL625BB	8/20/2003	101621	HHL ACCOUNTANT II	SR-20	13	P	100	B	38,988	38,988	Y	N	N
HHL625BB	07/14/07	106420	HHL PERSONNEL CLERK III	SR-09	63	P	100	T	26,700	23,952	Y	N	N
HHL625BB	01/01/08	29872	PROGRAM BUDGET ANALYST IV	SR-22	13	P	100	B	45,576	62,424	N	N	N
HHL625BB	04/01/09	106793	HHL CLERK TYPIST II	SR-08	03	P	100	T	25,668	25,668	Y	N	N
HHL625BB	06/01/09	23054	INFORMATION SPECIALIST IV	SR-22	13	P	100	B	64,920	64,920	N	N	N
HHL625BB	09/01/09	38092	ACCOUNT CLERK III	SR-11	03	P	100	B	28,836	39,480	N	N	N
HHL625BB	6/16/2010	103189	HHL INFORMATION SPECIALIST III	SR-18	13	P	100	B	55,500	64,920	Y	Y	N
HHL625BB	2/16/2010	117343	HHL PERSONNEL CLERK V	SR-13	63	T	100	T	31,212	31,221	Y	Y	N
HHL625BB	11/30/2010	102954	HHL GRANTS SPECIALIST	SR-24	13	P	100	T	79,980	60,024	Y	Y	N
HHL625BB	5/1/2011	101723	HHL ACCOUNT CLERK III	SR-11	03	P	100	B	39,480	39,480	Y	N	N
HHL602BB	7/1/2011	31723	HOMESTEAD SERVICES ADMINISTRATOR	EM-07	35	P	100	B	96,180	94,512	N	N	N
HHL602BB	7/1/2011	100205	HHL CLERK TYPIST II	SR-08	03	P	100	B	28,836	27,756	Y	Y	N
HHL602BB	7/1/2011	102959	HHL PLANNER V	SR-24	13	P	100	T	47,412	67,488	Y	Y	N
HHL602BB	7/1/2011	106416	PROPERTY DEVELOPMENT MANAGER	SR-26	13	P	100	T	75,960	75,960	Y	N	N
HHL602BB	7/1/2011	108405	HHL EQUIPMENT OPERATOR	BC06	01	P	100	T	38,436	38,436	Y	N	N
HHL602BB	7/16/2011	102937	HHL CLERK TYPIST II	SR-08	03	P	100	T	27,756	25,668	Y	N	N
HHL602BB	8/1/2011	102385	SPECIAL ASSISTANT,HHL HOUSING	SR-28	73	P	100	T	84,408	85,428	Y	N	N
HHL602BB	9/1/2011	101073	HHL ENGINEER V	SR-26	13	P	100	T	83,412	83,412	Y	Y	N
HHL602BB	10/17/2011	112587	HHL CLERK TYPIST II	SR-08	03	P	100	T	28,836	27,732	Y	Y	N
HHL602BB	11/1/2011	106409	ACCOUNTANT IV	SR-22	13	P	100	B	55,500	555,000	N	N	N
HHL602BB	11/1/2011	111868	HHL RESOURCE MANAGEMENT SPECIALIST (WATER)	SR-24	13	P	100	T	67,488	45,576	Y	N	N

Department of Hawaiian Home Lands
Personnel Separations

Table 12

<u>Prog ID/Org</u>	<u>Separation Date</u>	<u>Position Number</u>	<u>Position Title</u>	<u>SR Level</u>	<u>BU Code</u>	<u>T/P</u>	<u>MOF</u>	<u>Budgeted FTE</u>	<u>Budgeted Salary</u>	<u>Actual FTE</u>	<u>Actual Salary</u>
HHL602BB	8/7/2010	106411	HHL Land Agent/Enforcement Officer I	SR-22	13	P	P	100	57,708	100	\$25.35/hr
HHL602BB	2/5/2011	106411	HHL Land Agent/Enforcement Officer I	SR-22	13	P	P	100	57,708	100	\$25.35/hr
HHL602BB	5/7/2011	106411	HHL Land Agent/Enforcement Officer I	SR-22	13	P	P	100	57,708	100	\$25.35/hr
HHL602BB	6/30/2011	106416	Property Development Manager	SR-28	13	P	P	100	75,960	100	73,044
HHL602BB	8/6/2011	106411	HHL Land Agent/Enforcement Officer I	SR-22	13	P	P	100	57,708	100	\$25.35/hr
HHL602BB	11/5/2011	106411	HHL Land Agent/Enforcement Officer I	SR-22	13	P	P	100	57,708	100	\$25.35/hr
HHL602BB	11/7/2011	106411	HHL Land Agent/Enforcement Officer I	SR-22	13	P	P	100	57,708	100	\$25.35/hr
HHL602BB	10/9/2010	13288	Homestead District Supervisor I	SR-22	13	P	B	100	45,576	100	\$27.42/hr
HHL602BB	10/29/2010	117234	Homestead Svcs Admin Asst	SR-26	73	P	P	100	67,488	100	67,488
HHL602BB	12/31/2010	102450	Homestead Housing Spclt IV	SR-22	13	P	B	100	60,024	100	60,024
HHL602BB	1/8/2011	13288	Homestead District Supervisor I	SR-22	13	P	B	100	45,576	100	\$27.42/hr
HHL602BB	1/31/2011	100206	HHL Clerk Typist II	SR-08	03	P	B	100	25,668	100	25,668
HHL602BB	1/31/2011	100485	HHL Clerk Typist II	SR-08	03	P	B	100	25,668	100	25,668
HHL602BB	1/31/2011	106110	HHL Clerk Typist III	SR-10	63	P	B	100	32,424	100	32,424
HHL602BB	4/8/2011	13288	Homestead District Supervisor I	SR-22	13	P	B	100	45,576	100	\$27.42/hr
HHL602BB	4/15/2011	110798	HHL Community Development Spclt	SR-22	13	P	T	100	51,312	100	51,312
HHL602BB	6/30/2011	31723	Homestead Services Administrator	EM-07	35	P	B	100	94,512	100	96,180
HHL602BB	6/30/2011	108405	HHL Equipment Operator	BC-06	01	P	T	100	38,436	100	38,436
HHL625BB	5/31/2011	102942	HHL Land Agent/Enforcement Officer II	SR-24	13	P	T	100	62,424	100	62,424
HHL625BB	10/16/2010	100438	HHL Development Officer	SR-28	73	P	T	100	85,428	100	83,184
HHL625BB	12/1/2010	117626	Home Ownership Assistance Program Manager	SR-26	73	T	T	100	73,044	100	73,044
HHL625BB	12/6/2010	116927	HHL Secretary III	SR-16	03	P	T	100	54,012	100	54,012

Department of Hawaiian Home Lands
Personnel Separations

Table 12

<u>Prog ID/Org</u>	<u>Separation Date</u>	<u>Position Number</u>	<u>Position Title</u>	<u>SR Level</u>	<u>BU Code</u>	<u>T/P</u>	<u>MOF</u>	<u>Budgeted FTE</u>	<u>Budgeted Salary</u>	<u>Actual FTE</u>	<u>Actual Salary</u>
HHL625BB	12/6/2010	116927	HHL Secretary III	SR-16	03	T	T	100	54,012	100	54,012
HHL625BB	12/15/2010	100533	HHL Account Clerk III	SR-11	03	P	B	100	28,836	100	28,836
HHL625BB	12/22/2010	101631	HHL Clerk Typist II	SR-08	03	P	B	100	33,756	100	33,756
HHL625BB	12/30/2010	100193	Deputy to the Chairman	0	0	P	B	100	114,684	100	95,232
HHL625BB	12/30/2010	100360	Chairman, HHC	0	0	P	B	100	124,656	100	103,512
HHL625BB	12/31/2010	106119	HHL Land Issues Officer	SR-31	73	P	T	100	85,428	100	103,512
HHL625BB	1/31/2011	106410	HHL Personnel Clerk III	SR-09	63	P	T	100	26,700	100	\$15.01/hr
HHL625BB	1/31/2011	117344	HHL Personnel Mgmt Spclt IV	SR-22	73	P	T	100	57,936	100	57,936
HHL625BB	6/30/2011	100050	Private Secretary II	SR-22	63	P	B	100	58,440	100	54,012
HHL625BB	6/30/2011	102959	HHL Planner V	SR-24	13	P	T	100	67,488	100	47,412
HHL625BB	6/30/2011	103189	HHL Information Specialist III	SR-20	13	P	B	100	60,024	100	54,828
HHL625BB	6/30/2011	116927	HHL Secretary III	SR-16	63	P	T	100	54,012	100	36,516
HHL602BB	7/9/2011	102450	Homestead Housing Spclt IV	SR-22	13	P	B	100	60,024	100	\$27.52/hr
HHL602BB	7/15/2011	102937	HHL Clerk Typist II	SR-08	03	P	T	100	25,668	100	26,364
HHL602BB	7/22/2011	100205	HHL Clerk Typist III	SR-10	03	P	B	100	27,756	100	27,396
HHL602BB	7/29/2011	117158	HHL Compliance Officer Asst	SR-18	13	P	T	100	45,564	100	45,564
HHL602BB	8/5/2011	26468	Secretary III	SR-16	3	P	B	100	51,936	100	51,936
HHL602BB	8/5/2011	100004	Private Secretary III	SR-24	63	P	B	100	63,204	100	57,708
HHL602BB	9/1/2011	101073	HHL Engineer V	SR-26	73	P	T	100	83,412	100	79,248
HHL602BB	9/30/2011	104166	HHL Delinquent Loans Assistant	SR-18	03	P	T	100	37,968	100	53,364
HHL602BB	10/8/2011	102450	Homestead Housing Spclt IV	SR-22	13	P	B	100	60,024	100	\$27.52/hr
HHL602BB	10/17/2011	112587	HHL Clerk Typist II	SR-08	03	P	T	100	27,732	100	26,364
HHL602BB	10/28/2011	106409	Accountant IV	SR-22	13	P	B	100	55,500	100	52,728
HHL602BB	11/30/2011	38093	Office Assistant IV	SR-10	03	P	B	100	36,516	100	34,692
HHL602BB	11/30/2011	104353	HHL Clerk Typist III	SR-10	03	P	T	100	27,756	100	27,396

Department of Hawaiian Home Lands
New Hires

Table 13

<u>Prog ID/Org</u>	<u>New Hire Effective Date</u>	<u>Position Number</u>	<u>Position Title</u>	<u>SR Level</u>	<u>BU Code</u>	<u>T/P</u>	<u>MOF</u>	<u>Budgeted FTE</u>	<u>Budgeted Salary</u>	<u>Actual FTE</u>	<u>Actual Salary</u>
HHL602BB	7/1/2010	108403	HHL Land Development Admstr	SR-30	93	P	T	100	95,676	100	94,032
HHL602BB	7/13/2010	13288	Homestead District Supvr I	SR-22	13	P	B	100	45,576	100	\$25.65/hr
HHL602BB	8/7/2010	106411	HHL Land Agent/Enforcement Officer I	SR-22	13	P	T	100	57,708	100	\$25.35/hr
HHL602BB	10/12/2010	13288	Homestead District Supvr I	SR-22	13	P	B	100	45,576	100	27.42/hr
HHL602BB	11/1/2010	38167	Homestead District Operations Manager	EM-05	35	P	B	100	71,760	100	68,172
HHL602BB	1/11/2011	13288	Homestead District Supvr I	SR-22	13	P	B	100	45,576	100	\$25.65/hr
HHL602BB	2/5/2011	106411	HHL Land Agent/Enforcement Officer I	SR-22	13	P	T	100	57,708	100	\$25.35/hr
HHL602BB	2/16/2011	101609	Homestead Loan Collections Spclt	SR-20	13	P	T	100	55,764	100	
HHL602BB	4/12/2011	102450	Homestead Housing Spclt IV	SR-22	13	P	B	100	60,024	100	\$27.42/hr
HHL602BB	5/7/2011	106411	HHL Land Agent/Enforcement Officer I	SR-22	13	P	T	100	57,708	100	\$25.35/hr
HHL625BB	12/6/2010	106119	HHL Land Issues Officer	SR-31	73	P	T	100	85,428	100	103,512
HHL625BB	1/3/2011	100004	Private Secretary III	SR-24	63	P	B	100	63,204	100	57,708
HHL625BB	1/3/2011	100360	Chairman, HHC	0	0	P	B	100	124,656	100	103,512
HHL625BB	1/3/2011	101846	HHL Executive Assistant	SR-31	73	P	B	100	104,256	100	94,932
HHL625BB	1/18/2011	100438	HHL Development Officer	SR-28	73	P	T	100	85,428	100	81,156
HHL625BB	1/18/2011	102488	HHL Information & Community Relations Officer	SR-28	73	P	B	100	81,339	100	81,156
HHL625BB	1/18/2011	116927	HHL Secretary III	SR-16	03	P	T	100	54,012	100	36,516
HHL625BB	1/19/2011	103189	HHL Information Specialist III	SR-20	13	P	B	100	60,024	100	54,828
HHL625BB	2/1/2011	26468	Secretary III	SR-16	63	P	B	100	51,936	100	35,064

Department of Hawaiian Home Lands
New Hires

Table 13

Prog ID/Org	<u>New Hire</u>	<u>Position</u>	Position Title	SR Level	BU Code	T/P	MOF	<u>Budgeted</u>	<u>Budgeted</u>	<u>Actual</u>	Actual Salary
	Effective Date	Number						FTE	Salary	FTE	
HHL625BB	2/1/2011	100050	Private Secretary II	SR-22	63	P	B	100	58,440	100	54,012
			DHHL Policy & Program								
HHL625BB	4/18/2011	106111	Analyst	SR-26	73	P	T	100	55,500	100	60,024
			HHL Finance & Development								
HHL625BB	5/16/2011	102953	Spclt	SR-28	73	P	T	100	85,428	100	66,708
			HHL Community Development								
HHL625BB	5/16/2011	110798	Spclt	SR-20	13	P	T	100	51,312	100	51,312
			HHL Community Development								
HHL602BB	7/1/2011	100050	Private Secretary II	SR-22	63	P	B	100	54,012	100	51,312
HHL602BB	7/1/2011	38159	Homestead Assistant II	SR-15	03	P	B	100	48,048	100	29,652
HHL602BB	7/1/2011	100193	Deputy to the Chairman	0	0	P	B	100	114,684	100	92,646
HHL602BB	7/1/2011	102939	HHL Planner V	SR-24	13	P	T	100	75,960	100	69,396
			Homestead Housing Spclt								
HHL602BB	7/12/2011	102450	IV	SR-22	13	P	B	100	60,024	100	\$27.42/hr
HHL602BB	7/25/2011	101631	HHL Clerk Typist II	SR-08	03	P	B	100	33,756	100	32,064
			Homestead Development								
HHL602BB	8/1/2011	101715	Coor	SR-18	03	P	T	100	46,176	100	54,012
			HHL Land Agent/Enforcement								
HHL602BB	8/1/2011	102942	Ofr II	SR-24	13	P	T	100	62,424	100	54,828
			HHL Land Agent/Enforcement								
HHL602BB	8/6/2011	106411	Officer I	SR-22	13	P	T	100	57,708	100	\$25.35/hr
HHL602BB	8/8/2011	100004	Private Secretary III	SR-24	63	P	B	100	63,204	100	70,272
HHL602BB	8/8/2011	102944	HHL Legislative Analyst	SR-22	13	P	B	100	45,576	100	57,708
HHL602BB	8/8/2011	106119	HHL Land Issues Officer	SR-31	73	P	T	100	85,428	100	84,408
HHL602BB	8/8/2011	116927	HHL Secretary III	SR-16	03	P	T	100	54,012	100	45,648
			Homestead Housing Spclt								
HHL602BB	8/25/2011	102451	IV	SR-24	13	P	B	100	62,424	100	\$25.35/hr
			HHL Compliance Officer								
HHL602BB	9/19/2011	117158	Asst	SR-18	13	T	T	100	45,564	100	56,172
			HHL Personnel Mgmt								
HHL602BB	10/3/2011	117344	Spclt IV	SR-22	73	T	T	100	57,936	100	54,828
			HHL Personnel Mgmt								
HHL602BB	11/1/2011	117626	Home Ownership Assistance Program Manager	SR-28	73	T	T	100	73,044	100	69,396

Department of Hawaiian Home Lands
New Hires

Table 13

<u>Prog ID/Org</u>	<u>New Hire Effective Date</u>	<u>Position Number</u>	<u>Position Title</u>	<u>SR Level</u>	<u>BU Code</u>	<u>T/P</u>	<u>MOF</u>	<u>Budgeted FTE</u>	<u>Budgeted Salary</u>	<u>Actual FTE</u>	<u>Actual Salary</u>
HHL602BB	11/5/2011	106411	HHL Land Agent/Enforcement Officer I	SR-22	13	P	T	100	57,708	100	\$25.35/hr
HHL602BB	11/7/2011	106411	HHL Land Agent/Enforcement Officer I	SR-22	13	P	T	100	57,708	100	\$25.35/hr
HHL602BB	12/1/2011	102954	HHL Grants Specialist	SR-24	73	P	T	100	60,024	100	48,744

Department of Hawaiian Home Lands
RIF Related Grievances

Table 14

<u>Prog ID/Org</u>	<u>Position Number</u>	<u>Position Title</u>	<u>SR Level</u>	<u>BU</u>	<u>T/P</u>	<u>MOF</u>	<u>FTE</u>	<u>RIF Date</u>	<u>Grievance Date</u>	<u>Current Status</u>
	None									

Department of Hawaiian Home Lands
Expenditures Exceeding Appropriation Ceilings

Table 15

<u>Prog ID</u>	<u>MOF</u>	<u>Date of Increase</u>	<u>Appropriation Ceiling</u>	<u>Amount Exceeding Appropriation</u>	<u>Increase Percent</u>	<u>Reason for Exceeding Ceiling</u>	<u>Recurring (Y/N)</u>	<u>GF Impact (Y/N)</u>
						None		

Department of Hawaiian Home Lands
 Anticipated Loss of Federal Funds

Table 16

<u>Prog ID</u>	<u>Probable (Y/N)</u>	<u>Anticipated or Actual Date of Loss</u>	<u>Amount</u>	<u>Description</u>	<u>Federal Law</u>	<u>Requires State Funds (Y/N)</u>	<u>Recurring (Y/N)</u>
			None				

Department of Hawaiian Home Lands
 Intradepartmental Transfer of Funds

Table 17

<u>Date of Transfer</u>	<u>MOF</u>	<u>Amount Transferred</u>	<u>From Prog ID</u>	<u>Percent of Imparting</u>		<u>Percent of Receiving</u>		<u>Reason for Transfer</u>	<u>Recurring (Y/N)</u>
				<u>Program ID Appropriation</u>	<u>To Prog ID</u>	<u>Program ID Appropriation</u>			
								No intradepartmental transfers	

Department of Hawaiian Home Lands
 Interdepartmental Transfer of Funds

Table 18

<u>Date of Transfer</u>	<u>MOF</u>	<u>Amount Transferred</u>	<u>From Prog ID</u>	<u>Percent of Imparting Program ID Appropriation</u>	<u>To Prog ID</u>	<u>Percent of Receiving Program ID Appropriation</u>	<u>Transfer Category LS/PR/O</u>	<u>Reason for Transfer (O - Other)</u>	<u>Recurring (Y/N)</u>
								No interdepartmental transfers	

Department of Hawaiian Home Lands
Active Contracts

Table 19

Prog ID	MOF	Amount	Frequency (M/A/O)	Max Value	Date Executed	Term of Contract		Organization	Category G/S/E/I	Description	Explanation of How Contract is Monitored	POS Y/N
						From	To					
		2858	O	2858	1/26/2004		1/26/2004	BUSBY, CHARLES M.	S	OHANA HOMESTEAD PROGRAM; SURVEY TO SUBDIVIDE LOTS AT HOOLEHUA, MOLOKAI.	Determined by contract administrator	N
B		16834	O	16834	7/22/1993		7/22/1993	CUMMINS & CUMMINS	S	CONSULTANT SVC TO PROVIDE FIELD SURVEYS, SUBDIVISION MAPS OF LAND UTILIZ	Determined by contract administrator	N
C		6525	O	6525	6/13/1994		6/13/1994	CUMMINS & CUMMINS	S	CONSULTANT SVC TO PROVIDE FIELD SURVEYS, SUBDIVISION MAPS OF LAND UTILIZ	Determined by contract administrator	N
		50000	O	50000	10/28/1993		10/28/1993	STATE COUNCIL OF HAWAIIAN	S	PROVIDE FOR ALL HOMESTEADERS A CLOSER RELATIONSHIP WITH DHHL TO IMPROVE	Determined by contract administrator	N
B		56476	O	56476	3/1/1995		3/1/1995	STATE COUNCIL OF HAWAIIAN	S	PROVIDE FOR ALL HOMESTEADERS A CLOSER RELATIONSHIP WITH DHHL TO IMPROVE	Determined by contract administrator	N
B		145000	O	145000	3/31/1994		3/31/1994	MEGUMI KON, INC.	S	DEVELOP A MASTER PLAN FOR IMPLEMENTING STATEWIDE WATER RESOURCE RESERVED	Determined by contract administrator	N
B		75000	O	75000	7/3/1996		7/3/1996	MEGUMI KON, INC.	S	DEVELOP A MASTER PLAN FOR IMPLEMENTING STATEWIDE WATER RESOURCE RESERVED	Determined by contract administrator	N
		50000	O	50000	10/2/1995		10/2/1995	SIMONS, DAVID F., ATTORNEY AT	S	SPECIAL DEPUTY AGREEMENT REGARDING LEGAL PROCEEDINGS OF PANAEWA RE-	Determined by contract administrator	N
HHL602	B	50000	O	50000	7/7/1995		7/7/1995	USDA NATURAL RESOURCES	S	PROVIDE ONSITE SOIL & WATER CONSERVATION TECHNICAL ASSISTANCE & ADVICE	Determined by contract administrator	N
B		145002	O	145002	3/7/1996		3/7/1996	ESAKI SURVEYING AND MAPPING,	S	ANAHOLA RESIDENCE BEACH LOTS (UNITS G & G1), ALIOMANU, ISLAND OF	Determined by contract administrator	N
B		100000	O	100000	1/28/2000		1/28/2000	ESAKI SURVEYING AND MAPPING,	S	ANAHOLA RESIDENCE BEACH LOTS (UNITS G & G1), ALIOMANU, ISLAND OF	Determined by contract administrator	N
T		30152	O	30152	4/8/1996		4/8/1996	HAWAII ISLAND AGRICULTURAL	S	AGRICULTURAL DEMONSTRATION PROJECT	Determined by contract administrator	N
B		10000	O	10000	6/14/1996		6/14/1996	KEOKEA HAWAIIAN HOMES FARMERS	S	AN ORGANIZATION AND STRATEGIC PLANNING GRANT FOR 65 KEOKEA HAWAIIAN	Determined by contract administrator	N
B		11456.23	O	11456.23	1/25/2008		1/25/2008	TOWILL, R. M. CORPORATION	S	EAST HAWAII SCATTERED LOTS SELECTION LETTER.	Determined by contract administrator	N
B		15455.59	O	15455.59	1/25/2008		1/25/2008	TOWILL, R. M. CORPORATION	S	EAST HAWAII SCATTERED LOTS SELECTION LETTER.	Determined by contract administrator	N
T		22500	O	22500	7/3/1996		7/3/1996	KULA NO NA PO'E HAWAII O	S	"SUMMER & SATURDAY ENRICHMENT PROGRAM: (A NATIVE HAWAIIAN REHAB FUND	Determined by contract administrator	N
B		1410	O	1410	1/30/2004		1/30/2004	MITCHELL, ANNIE MAE	S	ABSTRACTOR SERVICES FOR 16,518 ACRE LAND TRANSFER BETWEEN DLNR & DHHL.	Determined by contract administrator	N
B		280000	O	280000	1/14/1998		1/14/1998	HANAPEPE DEVELOPMENT, INC.	S	INFRASTRUCTURE IMPROVEMENTS FOR HANAPEPE RESIDENTIAL HOUSING PROJECT,	Determined by contract administrator	N
T		15000	O	15000	7/15/1998		7/15/1998	AKINAKA & ASSOCIATES, LTD.	S	PROVIDE PROF PLANNING, ENGINEERING & SURVEYING SVCS TO DEVELOP ANAHOLA	Determined by contract administrator	N
T		209520	O	209520	2/27/1997		2/27/1997	DELOITTE & TOUCHE LLP	S	ASSIST THE DEPT IN DESIGNING & PLANNING THE PROCUREMENT & IMPLEMENTATION	Determined by contract administrator	N
B		25700	O	25700	2/27/1997		2/27/1997	CHILD, JOHN & COMPANY, INC.	S	APPRAISE CURRENT VALUE OF WATER RIGHTS OF DHHL IN LUALUALEI	Determined by contract administrator	N
B		799.5	O	799.5	1/30/2004		1/30/2004	SOUZA, JEAN NISHIDA	S	ASSIST ANAHOLA COMMUNITY IN FORMULATING A LAND USE PLAN AND A	Determined by contract administrator	N
HHL602	B	25000	O	25000	11/25/1997		11/25/1997	CHILD, JOHN & COMPANY, INC.	S	APPRAISAL SERVICES TO IMPLEMENT THE HHL RECOVERY ACT	Determined by contract administrator	N
B		49499	O	49499	6/23/1997		6/23/1997	HAWAII ISLAND AGRICULTURAL	S	GRANT TO OVERSEE THE IMPLEMENTATION OF FIVE (5) AGRICULTURAL	Determined by contract administrator	N
B		10688.86	O	10688.86	1/22/2004		1/22/2004	CHUNG, MATTHEW K.	S	CONDUCT CONTESTED CASE HEARINGS AS HEARINGS OFFICER ON BEHALF OF HAWN	Determined by contract administrator	N
HHL602	B	4054	O	4054	7/21/1997		7/21/1997	MOLOKAI OCCUPATIONAL CENTER	S	HISTORIC KAPUAIWA COCONUT GROVE RESTORATION.	Determined by contract administrator	N
B		11722.75	O	11722.75	1/23/2004		1/23/2004	KEPPELER, H. K. BRUSS	S	CONDUCT CONTESTED CASE HEARINGS AS HEARINGS OFFICER.	Determined by contract administrator	N
B		285330	O	285330	5/29/2001		5/29/2001	KIM & SHIROMA ENGINEERS, INC.	S	PROFESSIONAL ENGINEERING AND SURVEYING SERVICES FOR THE FREITAS	Determined by contract administrator	N
T		123030	O	123030	1/2/2003		1/2/2003	KIM & SHIROMA ENGINEERS, INC.	S	PROFESSIONAL ENGINEERING AND SURVEYING SERVICES FOR THE FREITAS	Determined by contract administrator	N
T		712.5	O	712.5	1/22/2004		1/22/2004	AKAKA, MOANIKEAALA	S	CONDUCT CONTESTED CASE HEARINGS AS THE HEARINGS OFFICER ON BEHALF OF	Determined by contract administrator	N
B		234609.8	O	234609.8	11/3/2000		11/3/2000	SSFM INTERNATIONAL, INC.	S	PROFESSIONAL SURVEYING & ENGINEERING SVCS TO PREPARE CONSTRUCTION BID	Determined by contract administrator	N
T		47000	O	47000	11/3/2000		11/3/2000	SSFM INTERNATIONAL, INC.	S	PROFESSIONAL SURVEYING & ENGINEERING SVCS TO PREPARE CONSTRUCTION BID	Determined by contract administrator	N
T		245925	O	245925	11/3/2000		11/3/2000	SSFM INTERNATIONAL, INC.	S	PROFESSIONAL SURVEYING & ENGINEERING SVCS TO PREPARE CONSTRUCTION BID	Determined by contract administrator	N
T		8024.52	O	8024.52	7/13/1998		7/13/1998	CARDINAL MAILING SERVICES, LTD	S	MAILING OF KA NUHOU	Determined by contract administrator	N
HHL602	B	24950	O	24950	1/22/2004		1/22/2004	CHUNG, MATTHEW K.	S	CONTESTED CASE HEARINGS OFFICER	Determined by contract administrator	N
B		24000	O	24000	1/22/2004		1/22/2004	HOE, ALLEN K.	S	TO CONDUCT CONTESTED CASE HEARINGS ON BEHALF OF THE HAWAIIAN HOMES	Determined by contract administrator	N
T		14162.9	O	14162.9	1/23/2004		1/23/2004	KEPPELER, H. K. BRUSS	S	TO CONDUCT CONTESTED CASE HEARINGS ON BEHALF OF THE HAWN HOMES	Determined by contract administrator	N
T		421.87	O	421.87	1/30/2004		1/30/2004	ORNELLAS, WILLIAM P.	S	TO CONDUCT CONTESTED CASE HEARINGS ON BEHALF OF THE HAWN HOMES	Determined by contract administrator	N
T		161477	O	161477	12/21/1998		12/21/1998	UNIVERSITY OF HAWAII	S	AGRICULTURAL EDUCATION PROGRAM COOPERATIVE EXTENSION SERVICE.	Determined by contract administrator	N
T		76250	O	76250	3/23/1999		3/23/1999	WAIMANALO HAWAIIAN HOMES	S	GRANT TO CONSTRUCT A RESTROOM FACILITY FOR WAIMANALO COMM CENTER COMPLEX	Determined by contract administrator	N
T		370000	O	370000	4/27/1999		4/27/1999	SATO & ASSOCIATES, INC.	S	PROFESSIONAL PLANNING, ENGINEERING AND SURVEYING SERVICES FOR	Determined by contract administrator	N
T		89760	O	89760	7/5/2001		7/5/2001	SATO & ASSOCIATES, INC.	S	PROFESSIONAL PLANNING, ENGINEERING AND SURVEYING SERVICES FOR	Determined by contract administrator	N
T		19355	O	19355	5/14/1999		5/14/1999	ANAHOLA 4-H CLUB	S	GRANT TO CONSTRUCT A PLAYGROUND STRUCTURE AT ANAHOLA HAWAIIAN HOMES PARK	Determined by contract administrator	N
T		2500	O	2500	6/2/1999		6/2/1999	ANAHOLA OCEAN RECREATION	S	GRANT TO PROMOTE OCEAN AWARENESS AND WATER SAFETY.	Determined by contract administrator	N
T		10000	O	10000	6/8/1999		6/8/1999	WAIMEA HAWAIIAN HOMESTEADERS'S	S	GRANT TO INSTALL & MAINTAIN A TEMP WATER SYSTEM FOR PUUKAPU HOMESTEAD	Determined by contract administrator	N
T		18712.04	O	18712.04	7/5/2000		7/5/2000	FISHER & PIONEER PRINTERS	S	PRINT KA NUHOU FROM JULY 1999 TO JUNE 2000 RFP/IFB NO. IFB-99-150-O.	Determined by contract administrator	N
HHL602	B	40000	O	40000	7/3/2001		7/3/2001	MAUI ECONOMIC OPPORTUNITY, INC.	S	PROVIDE COMMUNITY IMPROVEMENTS AND A YOUTH EMPLOYMENT TRAINING	Determined by contract administrator	N
T		45394	O	45394	10/14/1999		10/14/1999	HALE ALOHA O HILO HABITAT	S	GRANT TO CONSTRUCT TWOHOMES IN KEAUKAHA, ISL OF HAWAII.	Determined by contract administrator	N
T		247500	O	247500	10/26/1999		10/26/1999	AKINAKA & ASSOCIATES, LTD.	S	PLANNING , ENGINEERING AND SURVEYING SERVICES TO PREP CONSTRUCTION	Determined by contract administrator	N
T		30000	O	30000	11/9/1999		11/9/1999	KE KUA'AINA HANAUNA HOU	S	GRANT TO PROVIDE TRAINING FOR SELECTED HOMESTEADERS ON MOLOKAI TO	Determined by contract administrator	N
T		26350	O	26350	7/6/2000		7/6/2000	MAKUU FARMERS ASSOCIATION	S	PLANNING AND BOARD TRAINING GRANT FOR MAKUU FARMERS ASSOCIATION.	Determined by contract administrator	N
T		50000	O	50000	1/12/2000		1/12/2000	ILIMA CORPORATION	S	SELF-HELP HOUSING DEMONSTRATION PROJECT OF 72 HOMES	Determined by contract administrator	N
T		75000	O	75000	2/10/2000		2/10/2000	HAWAII ISLAND COMMUNITY	S	GRANT TO CONSTRUCT 15 SELF-HELP HOMES ON THE ISLAND OF HAWAII.	Determined by contract administrator	N
T		203080.8	O	203080.8	2/16/2001		2/16/2001	KIEWIT PACIFIC CO.	S	SITWORK CONTRACT ON THE VILLAGE 6 OF THE VILLAGES OF KAPOLEI.	Determined by contract administrator	N
T		74832.78	O	74832.78	3/22/2001		3/22/2001	KIEWIT PACIFIC CO.	S	SITWORK CONTRACT ON THE VILLAGE 6 OF THE VILLAGES OF KAPOLEI.	Determined by contract administrator	N
T		11197.66	O	11197.66	1/26/2004		1/26/2004	HOE, ALLEN K.	S	CONTESTED CASE HEARINGS OFFICER	Determined by contract administrator	N
T		13578.9	O	13578.9	1/22/2004		1/22/2004	AIONA, JAMES R., JR.	S	CONTESTED CASE HEARINGS OFFICER	Determined by contract administrator	N
T		19296.81	O	19296.81	1/29/2004		1/29/2004	ORNELLAS, WILLIAM P.	S	CONTESTED CASE HEARINGS OFFICER.	Determined by contract administrator	N

Department of Hawaiian Home Lands
Active Contracts

Table 19

Prog ID	MOF	Amount	Frequency (M/A/O)	Max Value	Date Executed	From	To	Organization	Category G/S/E/L	Description	Explanation of How Contract is Monitored	POS Y/N
T		20086.5	O	20086.5	1/28/2004	1/28/2004		MOSSMAN, BOYD	S	CONTESTED CASE HEARINGS OFFICER.	Determined by contract administrator	N
T		19188	O	19188	1/23/2004	1/23/2004		KEPPELER, H. K. BRUSS	S	TO CONDUCT CONTESTED CASE HEARINGS ON BEHALF OF THE HAWAIIAN HOMES	Determined by contract administrator	N
T		161477	O	161477	3/29/2000	3/29/2000		UNIVERSITY OF HAWAII	S	AGRICULTURAL EDUCATION PROGRAM COOPERATIVE EXTENSION SERVICE.	Determined by contract administrator	N
T		10000	O	10000	5/22/2000	5/22/2000		KUKULU KUMUHANA	S	GRANT FOR AGRICULTURAL & ETHNOBOTANICAL EDUCATION PROJECT FOR	Determined by contract administrator	N
T		22867	O	22867	7/9/2001	7/9/2001		WAIMAEA HAWAIIAN HOMESTEADERS'	S	GRANT FOR THE CREATION OF AN ALTERNATIVE MASTER PLAN FOR THE	Determined by contract administrator	N
T		10000	O	10000	7/12/2000	7/12/2000		ALU LIKE, INC.	S	NATIVE HAWAIIAN IDA PROGRAM. ANNUAL PAYMENT 10000.00	Determined by contract administrator	N
T		10000	O	10000	10/16/2002	10/16/2002		ALU LIKE, INC.	S	NATIVE HAWAIIAN IDA PROGRAM. ANNUAL PAYMENT 10000.00	Determined by contract administrator	N
T		10000	O	10000	11/21/2003	11/21/2003		ALU LIKE, INC.	S	NATIVE HAWAIIAN IDA PROGRAM. ANNUAL PAYMENT 10000.00	Determined by contract administrator	N
T		30000	O	30000	9/5/2000	9/5/2000		HA HAWAII	S	GRANT TO ASSIST NATIVE HAWAIIANS IN A NATIVE HAWAIIAN IN NATIVE HAWAIIAN	Determined by contract administrator	N
T		14353	O	14353	3/22/2001	3/22/2001		WAIMANALO HAWAIIAN HOMES	S	GRANT ON BEHALF OF SCHHA FOR EDUCATION PROJECT RELATED TO RICE V CAYETAN	Determined by contract administrator	N
T		12500	O	12500	9/5/2000	9/5/2000		HUI MALAMA LEARNING CENTER	S	GRANT FOR NATIVE HAWAIIAN OUTREACH SCHOLARSHIP PROGRAM.	Determined by contract administrator	N
T		12500	O	12500	9/13/2000	9/13/2000		PARENTS AND CHILDREN TOGETHER	S	GRANT TO PROVIDE NATIVE HAWAIIANS WITH LIFE SKILLS, ECONOMIC LITERACY	Determined by contract administrator	N
T		252861.2	O	252861.2	2/13/2004	2/13/2004		WAIMANALO KUPUNA HOUSING	S	DEVELOPMENT OF WAIMANALO KUPUNA HOUSING PROJECT.	Determined by contract administrator	N
T		75000	O	75000	2/13/2004	2/13/2004		WAIMANALO KUPUNA HOUSING	S	DEVELOPMENT OF WAIMANALO KUPUNA HOUSING PROJECT.	Determined by contract administrator	N
T		30000	O	30000	11/26/2002	11/26/2002		AQUA ENGINEERS, INC.	S	OPERATION AND MAINTENANCE OF DHHL ANAHOA WATER SYSTEM NO. 432 AND	Determined by contract administrator	N
T		25000	O	25000	10/18/2000	10/18/2000		PONO KAULIKE, INC.	S	GRANT TO COORDINATE AND CONDUCT HAWAIIAN STUDIES COURSES FOR	Determined by contract administrator	N
T		70994	O	70994	2/27/2001	2/27/2001		WAIMANALO HAWAIIAN HOMES	S	CARRY OUT ACTIVITIES TO PROTECT, PRESERVE & DEFEND HAWAIIAN HOME LANDS	Determined by contract administrator	N
T		301564.2	O	301564.2	6/8/2001	6/8/2001		GLOVER, JAS. W., LTD.	S	KEA'AU-PAHOA, PARADISE PARK SECTION PHASES II & III	Determined by contract administrator	N
T		332984.5	O	332984.5	6/21/2002	6/21/2002		GLOVER, JAS. W., LTD.	S	KEA'AU-PAHOA, PARADISE PARK SECTION PHASES II & III	Determined by contract administrator	N
T		52506	O	52506	1/26/2005	1/26/2005		BELT COLLINS HAWAII LTD.	S	PLANNING & ENGINEERING SERVICES RELATING TO "LANDS OF LANAI" HOUSING	Determined by contract administrator	N
T		20844	O	20844	6/27/2001	6/27/2001		FISHER & PIONEER PRINTERS	S	PRINTING OF KA NUHOU.	Determined by contract administrator	N
HHL602 B		20844	O	20844	5/22/2002	5/22/2002		FISHER & PIONEER PRINTERS	S	PRINTING OF KA NUHOU.	Determined by contract administrator	N
HHL602 B		55000	O	55000	7/5/2001	7/5/2001		WAIMANALO HAWAIIAN HOMES	S	TO PROVIDE COMMUNICATION & TECHNICAL CAPACITY TO INFORM, EDUCATE &	Determined by contract administrator	N
T		205745	O	205745	7/9/2001	7/9/2001		PHILLIPS BRANDT REDDICK	S	TO PROVIDE ENVIRONMENTAL IMPACT STATEMENTS ON HAWAII HOME LANDS -	Determined by contract administrator	N
T		24750	O	24750	7/25/2001	7/25/2001		GRAHAM MURATA RUSSELL	S	ASSISTANCE IN PREPARING GENERAL LEASE SPECIFICATIONS, EVALUATING	Determined by contract administrator	N
T		25000	O	25000	7/27/2001	7/27/2001		JRA, INC.	S	TO CONDUCT CONTESTED CASE HEARINGS TO CURE LOAN DELINQUENCIES.	Determined by contract administrator	N
T		19800	O	19800	1/22/2004	1/22/2004		BETHEA, ROBERT E.	S	TO CONDUCT CONTESTED CASE HEARING TO CURE LOAN DELINQUENCIES.	Determined by contract administrator	N
T		20315.58	O	20315.58	1/29/2004	1/29/2004		ORNELLAS, WILLIAM P.	S	TO CONDUCT CONTESTED CASE HEARING TO CURE LOAN DELINQUENCIES.	Determined by contract administrator	N
T		20699.5	O	20699.5	1/29/2004	1/29/2004		MOSSMAN, BOYD	S	CONDUCT CONTESTED CASE HEARINGS TO CURE LOAN DELINQUENCIES.	Determined by contract administrator	N
T		533880	O	533880	8/29/2001	8/29/2001		ROYAL CONTRACTING CO., LTD.	S	NANAKULI SCATTERED SUBDIVISION.	Determined by contract administrator	N
T		96000	O	96000	8/29/2001	8/29/2001		ROYAL CONTRACTING CO., LTD.	S	NANAKULI SCATTERED SUBDIVISION.	Determined by contract administrator	N
T		40000	O	40000	4/8/2002	4/8/2002		HUI LAULIMA, INC.	S	GRANT ASSISTANCE TO EXPAND COOPERATIVE FARMING AMONG HOOLEHUA	Determined by contract administrator	N
T		19898.8	O	19898.8	1/23/2004	1/23/2004		KEPPELER, H. K. BRUSS	S	CONTESTED CASES HEARING OFFICER.	Determined by contract administrator	N
T		31000	O	31000	11/20/2001	11/20/2001		KAUAI HABIAT FOR HUMANITY	S	GRANT FOR CONSTRUCTION OF SELF-HELP HOMES IN HANAPEPE.	Determined by contract administrator	N
T		40000	O	40000	11/23/2001	11/23/2001		KA OHANA O KAHIKINUI	S	GRANT FOR COMMUNITY DEVELOPMENT PROGRAM.	Determined by contract administrator	N
T		70000	O	70000	11/23/2001	11/23/2001		RURAL COMMUNITY ASSISTANCE	S	NAHASDA TECHNICAL ASSISTANCE/NATIVE HAWAIIAN HOUSING PLAN.	Determined by contract administrator	N
T		565390.1	O	565390.1	4/17/2002	4/17/2002		MCCORRISTON MILLER MUKAI	S	DEFEND THE TRUST "EMPOWERMENT INITIATIVE-LEGAL COUNSEL"	Determined by contract administrator	N
T		114000	O	114000	1/9/2002	1/9/2002		WAIMANALO HAWAIIAN HOMES	S	PROTECT, PRESERVE & DEFEND THE HAWAIIAN HOME LANDS TRUST.	Determined by contract administrator	N
T		45196	O	45196	2/7/2003	2/7/2003		HUI KAKO'O 'AINA HO'OPULAPULA	S	GRANT FOR COMMUNITY DEVELOPMENT PROGRAM.	Determined by contract administrator	N
T		28514.76	O	28514.76	11/8/2004	11/8/2004		PURAL WATER SPECIALTY CO.,	S	OPERATE & MAINTAIN KAWAIIAE WATER SYSTEM AT KAWAIIAE, SOUTH KOHALA.	Determined by contract administrator	N
T		4000	O	4000	3/20/2002	3/20/2002		BAKER, JASON A	S	GRANT RESEARCHER/DEVELOPMENT INTERNSHIP.	Determined by contract administrator	N
T		125000	O	125000	4/8/2002	4/8/2002		WALTERS, KIMURA, MOTODA, INC.	S	KANIOHALE PARK. OPT TO EXTEND 2 TIMES FOR 6 MONTHS EACH.	Determined by contract administrator	N
T		648500	O	648500	4/17/2002	4/17/2002		MAUI ARCHITECTURAL GROUP, INC.	S	LANAI MASTER INFRASTRUCTURE PH1	Determined by contract administrator	N
T		76020	O	76020	6/5/2002	6/5/2002		NANAKULI HAWAIIAN HOMESTEAD	S	MAINTENANCE/UPKEEP OF NANAKULI CEMETERY.	Determined by contract administrator	N
A		50000	O	50000	6/17/2002	6/17/2002		MID-PACIFIC TIMBER PRODUCTS,	S	GORSE CONTAINMENT PROJECT.	Determined by contract administrator	N
T		36000	O	36000	6/28/2002	6/28/2002		TOWNSCAPE, INC.	S	DUE DILIGENCE/INCOME-TO GRING INCOME OPPORTUNITIES TO THE POINT OF	Determined by contract administrator	N
T		300000	O	300000	9/4/2002	9/4/2002		KIMURA INTERNATIONAL, INC.	S	KAANAPALI PARCEL MASTER PLAN 2 OPTION TO EXTEND 6 MOS. @	Determined by contract administrator	N
T		200000	O	200000	6/25/2003	6/25/2003		KIMURA INTERNATIONAL, INC.	S	KAANAPALI PARCEL MASTER PLAN 2 OPTION TO EXTEND 6 MOS. @	Determined by contract administrator	N
T		50000	O	50000	7/2/2003	7/2/2003		PBR HAWAII	S	MAUI ISLAND PLAN	Determined by contract administrator	N
HHL602 B		598000	O	598000	2/12/2004	2/12/2004		WAIMANALO HAWAIIAN HOMES	S	GRANTS FOR THE DESIGN & CONSTRUCTION OF COMMUNITY CENTER.	Determined by contract administrator	N
HHL602 C		150000	O	150000	12/5/2002	12/5/2002		CASCADE CONSULTING GROUP, INC.	S	FEDERAL HOUSING & FINANCIAL PLAN CONSULTANT	Determined by contract administrator	N
T		103992	O	103992	7/30/2004	7/30/2004		AQUA ENGINEERS, INC.	S	OPERATION & MAINTENANCE OF DHHL ANAHOA/PUU OPAE WATER SYSTEM. EXTEND	Determined by contract administrator	N
T		96000	O	96000	1/13/2003	1/13/2003		HUI KAKO'O 'AINA HO'OPULAPULA	S	GRANTS FOR COMMUNITY DEVELOPMENT.	Determined by contract administrator	N
T		22319.19	O	22319.19	1/30/2004	1/30/2004		ORNELLAS, WILLIAM P.	S	CONTESTED CASES HEARING OFFICER.	Determined by contract administrator	N
T		8973	O	8973	1/28/2004	1/28/2004		MOSSMAN, BOYD	S	CONTESTED CASES HEARING OFFICER.	Determined by contract administrator	N
T		5257	O	5257	6/18/2003	6/18/2003		VALENTI BROTHERS GRAPHICS LTD.	S	PRINTING, DELIVERING & MAILING KA NUHOU	Determined by contract administrator	N
HHL602 B		22137	O	22137	4/16/2004	4/16/2004		PIONEER VENTURES, INC.	S	PRINTING, DELIVERING & MAILING KA NUHOU	Determined by contract administrator	N
HHL602 B		22703	O	22703	6/30/2003	6/30/2003		HUI KAKO'O 'AINA HO'OPULAPULA	S	GRANTS FOR COMMUNITY DEVELOPMENT.	Determined by contract administrator	N
T		53000	O	53000	6/30/2003	6/30/2003		UNIVERSITY OF HAWAII	S	TORREY-ALOPMA D & O SURVEY-AGRICULTURE TECHNICAL ASSISTANCE.	Determined by contract administrator	N

Department of Hawaiian Home Lands
Active Contracts

Table 19

Prog ID	MOE	Amount	Frequency (M/A/O)	Max Value	Date Executed	From	To	Organization	Category G/S/E/L	Description	Explanation of How Contract is Monitored	POS Y/N
	T	31390	O	31390	7/3/2003	7/3/2003		KUHA'O MAU	S	GRANT AGREEMENT.	Determined by contract administrator	N
	T	25000	O	25000	1/22/2004	1/22/2004		BETHEA, ROBERT E.	S	CONTESTED CASES HEARING OFFICER, 1 OPT TO EXTEND FOR 12 MOS.	Determined by contract administrator	N
	T	25000	O	25000	1/22/2004	1/22/2004		KEPPELER, H. K. BRUSS	S	CONTESTED CASES HEARING OFFICER. 1 OPT TO EXTEND FOR 12 MOS.	Determined by contract administrator	N
	T	50000	O	50000	9/25/2003	9/25/2003		STRATAVIZION CONSULTING GROUP,	S	DHHL STRATEGIC PLAN.	Determined by contract administrator	N
	T	250000	O	250000	1/6/2004	1/6/2004		COMMUNITY PLANNING, INC.	S	NEW PARCEL ACQUISITION/FEASIBILITY REVIEW.	Determined by contract administrator	N
	T	410590.9	O	410590.9	4/18/2005	4/18/2005		COMMUNITY PLANNING AND	S	PLANNING DESIGN & DONSTRUCTION SERVICES KAPOLEI VILLAGE 8. 2 OPT TO	Determined by contract administrator	N
	T	50000	O	50000	2/11/2004	2/11/2004		ASHFORD & WRISTON	S	SPECIAL DEPUTY ATTORNEY GENERAL SERVICES	Determined by contract administrator	N
HHL602	B	105108	O	105108	3/17/2004	3/17/2004		KUHA'O MAU	S	NON-COMPETITIVE ADMINISTRATIVE GRANT	Determined by contract administrator	N
	T	8550	O	8550	3/17/2004	3/17/2004		KUHA'O MAU	S	COMMUNITY DEVELOPMENT GRANT	Determined by contract administrator	N
	T	50000	O	50000	2/15/2006	2/15/2006		IMANAKA KUDO & FUJIMOTO	S	SPECIAL DEPUTY ATTORNEY GENERAL SERVICES	Determined by contract administrator	N
	T	597407	O	597407	10/8/2004	10/8/2004		ENGINEERS-SURVEYORS HAWAII,	S	MAKUU RESIDENTIAL SUBDIVISION	Determined by contract administrator	N
	T	191826	O	191826	6/30/2004	6/30/2004		UNIVERSITY OF HAWAII	S	AGRICULTURAL TECHNICAL ASSISTANCE	Determined by contract administrator	N
	T	28139	O	28139	7/1/2004	7/1/2004		WAIMEA HAWAIIAN HOMESTEADERS'	S	PUUKAPU PASTORAL WATER GROUP	Determined by contract administrator	N
	T	30000	O	30000	7/7/2004	7/7/2004		WAIHOULI HAWAIIAN HOMESTEADERS	S	GRANT FOR THE NEIGHBORHOOD SECURITY PATROL	Determined by contract administrator	N
	T	10000	O	10000	7/7/2004	7/7/2004		KUHA'O MAU	S	GRANT TO TRAIN ANAHOA RESIDENTS ADVANCED COMPUTER	Determined by contract administrator	N
	T	393750	O	393750	7/30/2004	7/30/2004		HAWAIIAN COMMUNITY DEVELOPMENT	S	SUBRECIPIENT AGREEMENT	Determined by contract administrator	N
	N	24000	O	24000	10/18/2007	10/18/2007		HAWAIIAN COMMUNITY DEVELOPMENT	S	SUBRECIPIENT AGREEMENT	Determined by contract administrator	N
HHL602	N	75000	O	75000	12/7/2004	12/7/2004		SMS RESEARCH AND MARKETING	S	DATA ANALYSIS & SPECIAL REPORT	Determined by contract administrator	N
	T	73289.89	O	73289.89	12/4/2006	12/4/2006		ACNET	S	COMPUTER SCIENCE SERVICES 2 OPT TO EXTEND 1YR @ WITH MAX. INCREASE OF 3%	Determined by contract administrator	N
	T	99852	O	99852	12/21/2004	12/21/2004		KUHA'O MAU	S	COUMMUNITY DEVELOPMENT GRANT	Determined by contract administrator	N
	T	59500	O	59500	3/6/2008	3/6/2008		AKINAKA & ASSOCIATES, LTD.	S	LAIOPUA VILLAGE WATER MASTER PLAN & VILLAGE 5	Determined by contract administrator	N
	N	232588	O	232588	2/4/2009	2/4/2009		AKINAKA & ASSOCIATES, LTD.	S	LAIOPUA VILLAGE WATER MASTER PLAN & VILLAGE 5	Determined by contract administrator	N
	T	783802.8	O	783802.8	10/29/2007	10/29/2007		NEXT DESIGN LLC	S	DHHL HONOLULU OFFICE RELOCATION	Determined by contract administrator	N
	T	35540	O	35540	6/27/2007	6/27/2007		TMC GENERAL CONTRACTING, INC.	S	WAIHOULU SCATTERED LOTS	Determined by contract administrator	N
	T	75000	O	75000	3/1/2005	3/1/2005		STRATAVIZION CONSULTING GROUP,	S	FEDERAL PROGRAM IMPLEMENTATION LETTER OF RANKING SELECTION LETTER.	Determined by contract administrator	N
	T	950600	O	950600	6/15/2005	6/15/2005		KOMETANI, JAMES, INC.	S	KAPOLEI VILLAGE 8, VILLAGES OF KAPOLEI	Determined by contract administrator	N
	T	20000	O	20000	6/3/2005	6/3/2005		HONG, TED H. S.	S	CONTESTED CASE HEARINGS OFFICER	Determined by contract administrator	N
	T	107500	O	107500	5/11/2006	5/11/2006		MUNEKIYO & HIRAGA, INC.	S	PROFESSIONAL SVCS 1 OPTION TO EXTEND FOR 6 MOS EACH.	Determined by contract administrator	N
	T	150000	O	150000	5/30/2007	5/30/2007		MUNEKIYO & HIRAGA, INC.	S	PROFESSIONAL SVCS 1 OPTION TO EXTEND FOR 6 MOS EACH.	Determined by contract administrator	N
	T	15000	O	15000	8/25/2005	8/25/2005		MOSSMAN, BOYD P.	S	CONTESTED CASE HEARINGS OFFICER CONTRACT IS NOT TO EXCEED 24 MOS 1 OPTIO	Determined by contract administrator	N
	T	96772	O	96772	6/21/2006	6/21/2006		KA LIMA O MAUI, LTD.	S	WAIHEU KOU PHASE 2	Determined by contract administrator	N
	T	236690	O	236690	10/19/2005	10/19/2005		UNIVERSITY OF HAWAII	S	AGRICULTURE EDUCATION PROGRAM.	Determined by contract administrator	N
	T	309000	O	309000	12/2/2005	12/2/2005		BRIANT CONSTRUCTION, INC.	S	ANAHOA WATER TANK REPAIR-RESURFACING.	Determined by contract administrator	N
	T	51000	O	51000	12/2/2005	12/2/2005		BRIANT CONSTRUCTION, INC.	S	ANAHOA WATER TANK REPAIR-RESURFACING.	Determined by contract administrator	N
	T	24400	O	24400	2/15/2006	2/15/2006		HUI KAKO'O 'AINA HO'OPULAPULA	S	NEWSLETTER OUTREACH PROJECT 2 YRS CONTRACT.	Determined by contract administrator	N
	T	90000	O	90000	2/15/2006	2/15/2006		HUI KAKO'O 'AINA HO'OPULAPULA	S	NON-COMPETITIVE GRANT HUI KAKOO	Determined by contract administrator	N
	T	769610	O	769610	3/29/2010	3/29/2010		COMMUNITY PLANNING AND	S	LALAMILO PHASE 2	Determined by contract administrator	N
	T	163021	O	163021	3/22/2011	3/22/2011		COMMUNITY PLANNING AND	S	LALAMILO PHASE 2	Determined by contract administrator	N
	T	1959600	O	1959600	3/30/2007	3/30/2007		ROYAL CONTRACTING CO., LTD.	S	EAST KAPOLEI MASS GRADING	Determined by contract administrator	N
	T	52000	O	52000	5/24/2006	5/24/2006		KALAWAHINE STREAMSIDE	S	GRANT TO PROVIDE ACCESS TO EDUCATION & CAREER PLANNING SVCS FOR PAPA KOLE	Determined by contract administrator	N
	T	95000	O	95000	5/26/2006	5/26/2006		KUHA'O MAU	S	COMMUNITY DEVELOPMENT GRANT.	Determined by contract administrator	N
	T	345000	O	345000	6/26/2006	6/26/2006		AKINAKA & ASSOCIATES, LTD.	S	PUUKAPU PASTORAL LOTS WATER MASTER PLAN 1 OPT TO EXTEND 1 YR.	Determined by contract administrator	N
	T	20000	O	20000	1/16/2007	1/16/2007		AUSTIN, TSUTSUMI & ASSOC., INC.	S	NANA KAPONI SCHOOL MANAGEMENT/MAINTENANCE. 1 OPT TO EXTEND FOR 3 MOS.	Determined by contract administrator	N
	T	98925	O	98925	6/30/2006	6/30/2006		KEAUKAHA COMMUNITY ASSOCIATION	S	NATIVE HAWAIIAN DEVELOPMENT PROGRAM(2 YRS CONTRACT)	Determined by contract administrator	N
	T	35000	O	35000	9/29/2006	9/29/2006		AHUPUA'A O MOLOKAI	S	GRANT FOR KAMILOLOA/ONE ALI'I HOMESTEAD ASSOCIATION	Determined by contract administrator	N
	T	38989	O	38989	6/26/2008	6/26/2008		COASTAL CONSTRUCTION	S	KAUPEA THE VILLAGES OF KAPOLEI VILLAGE 8, PHASE 3	Determined by contract administrator	N
	T	1198000	O	1198000	11/29/2006	11/29/2006		NANAKULI HAWAIIAN HOMESTEAD	S	NHCA COMMUNITY CENTER GRANT GOVERNOR'S APPROVAL.	Determined by contract administrator	N
HHL602	N	110360	O	110360	1/14/2008	1/14/2008		KIKIAOLA CONSTRUCTION CO., LTD	S	KEKAHA RESIDENCE LOTS UNIT 4 SELF-HELP PROGRAM EXEMPTION FROM 103D HRS	Determined by contract administrator	N
	N	750	O	750	8/20/2008	8/20/2008		KIKIAOLA CONSTRUCTION CO., LTD	S	KEKAHA RESIDENCE LOTS UNIT 4 SELF-HELP PROGRAM EXEMPTION FROM 103D HRS	Determined by contract administrator	N
	N	4649940	O	4649940	12/5/2006	12/5/2006		ISEMOTO CONTRACTING CO., LTD.	S	KAWAIIHAE 1.0 MILLION GALLON TANK, PHASE 2.	Determined by contract administrator	N
	T	280080	O	280080	12/6/2006	12/6/2006		COUNCIL FOR NATIVE HAWAIIAN	S	INDIVIDUAL DEVELOPMENT ACCOUNT (IDA).	Determined by contract administrator	N
	N	9900	O	9900	12/29/2008	12/29/2008		COUNCIL FOR NATIVE HAWAIIAN	S	INDIVIDUAL DEVELOPMENT ACCOUNT (IDA).	Determined by contract administrator	N
HHL602	N	73990.11	O	73990.11	3/28/2008	3/28/2008		GOODFELLOW BROS., INC.	S	EAST KAPOLEI OFFSITE TRUNK SEWER.	Determined by contract administrator	N
	T	147750	O	147750	12/27/2006	12/27/2006		GEOLABS, INC.	S	PHILANI MAI KE KAI PHASE 1	Determined by contract administrator	N
	T	900000	O	900000	12/29/2006	12/29/2006		WAIMANALO HAWAIIAN HOMES	S	FUNDS TO DESIGN AND CONSTRUCT A KITCHEN AND TECHNOLOGY CENTER AT THE	Determined by contract administrator	N
HHL602	C	15860	O	15860	1/17/2007	1/17/2007		HUI KAKO'O 'AINA HO'OPULAPULA	S	MEMBERSHIP & WEBSITE INFORMATIONAL OUTREACH PROJECTS	Determined by contract administrator	N
	T	38700	O	38700	2/2/2007	2/2/2007		MAKUU FARMERS ASSOCIATION	S	MAKUU CULTURAL CENTER & FARMERS MARKET FACILITY.	Determined by contract administrator	N
	T	45000	O	45000	2/6/2007	2/6/2007		AHUPUA'A O MOLOKAI	S	COMMUNITY PROJECTS & PROGRAMS PLANNED FOR 2007 & 2008	Determined by contract administrator	N
	T	25000	O	25000	2/7/2007	2/7/2007		AHUPUA'A O MOLOKAI	S	HAWAIIAN HOMESTEAD COMMUNITY TRACTOR SERVICE.(GRANT)	Determined by contract administrator	N

Department of Hawaiian Home Lands
Active Contracts

Table 19

Prop ID	MOF	Amount	Frequency (M/A/O)	Max Value	Date Executed	From	To	Organization	Category G/S/E/L	Description	Explanation of How Contract is Monitored	POS Y/N
T		119520	O	119520	1/7/2009	1/7/2009		AQUA ENGINEERS, INC.	S	IFB-07-029-K OPERATION & MAINTENANCE OF ANAHOLA/PUU OPAE WATER ON KAUI.	Determined by contract administrator	N
T		93000	O	93000	3/9/2007	3/9/2007		HUI KAKO'O 'AINA HO'OPULAPULA	S	LEIALI REGIONAL COMMUNITY DEVELOPMENT PLANS	Determined by contract administrator	N
T		50000	O	50000	9/18/2007	9/18/2007		ASHFORD & WRISTON LLP	S	PROVIDE LEGAL SERVICES/WAL-MART LEASE	Determined by contract administrator	N
T		25000	O	25000	3/22/2007	3/22/2007		ORNELLAS, WILLIAM P.	S	PROFESSIONAL SERVICES/CONTESTED CASE HEARINGS W/ OPTION TO EXTEND FOR	Determined by contract administrator	N
T		54588	O	54588	2/4/2009	2/4/2009		BISEL, LEONARD ASSOCIATES, LLC	S	VILLAGES OF LAIOPUA PLANT MITIGATION & PRESERVE OPT TO EXTEND 4-21 MOS.	Determined by contract administrator	N
T		13000	O	13000	2/4/2009	2/4/2009		BISEL, LEONARD ASSOCIATES, LLC	S	VILLAGES OF LAIOPUA PLANT MITIGATION & PRESERVE OPT TO EXTEND 4-21 MOS.	Determined by contract administrator	N
N		941828	O	941828	4/3/2007	4/3/2007		COMMUNITY PLANNING AND	S	EAST KAPOLEI 2 INCREMENT 1.	Determined by contract administrator	N
T		493710	O	493710	1/23/2008	1/23/2008		COMMUNITY PLANNING AND	S	EAST KAPOLEI 2 INCREMENT 1.	Determined by contract administrator	N
T		215000	O	215000	1/28/2010	1/28/2010		COMMUNITY PLANNING AND	S	EAST KAPOLEI 2 INCREMENT 1.	Determined by contract administrator	N
T		349950	O	349950	4/12/2011	4/12/2011		COMMUNITY PLANNING AND	S	EAST KAPOLEI 2 INCREMENT 1.	Determined by contract administrator	N
T		50000	O	50000	9/25/2007	9/25/2007		MOSSMAN, BOYD P.	S	CONTESTED CASE HEARING OFFICER.	Determined by contract administrator	N
T		50000	O	50000	6/8/2007	6/8/2007		HAWAIIAN COMMUNITY ASSETS, INC	S	HOME OWNERSHIP ASSISTANCE PROGRAM 2 OPT TO EXTEND 1 MO EA.	Determined by contract administrator	N
T		98000	O	98000	6/13/2007	6/13/2007		KUHA'O MAU	S	GRANT AGREEMENT FOR COMMUNITY DEVELOPMENT GRANT	Determined by contract administrator	N
T		100000	O	100000	6/27/2007	6/27/2007		TIBER CREEK ASSOCIATES	S	PROFESSIONAL SERVICES NAHASDA PROGRAM.	Determined by contract administrator	N
T		43000	O	43000	6/29/2007	6/29/2007		AUSTIN, TSUTSUMI & ASSOC., INC.	S	KEAUKAHA SCATTERED LOTS SURVEY. 1 OPT TO EXTEND 90 DAYS	Determined by contract administrator	N
T		65725	O	65725	8/31/2007	8/31/2007		WAIMANALO HAWAIIAN HOMES	S	NATIVE HAWAIIAN DEVELOPMENT PROGRAM.	Determined by contract administrator	N
T		70000	O	70000	12/28/2007	12/28/2007		UDINSKY GROUP, THE	S	CONSULTANT SERVICES - EXPERT WITNESS - KALIMA CASE.	Determined by contract administrator	N
T		30000	O	30000	3/27/2009	3/27/2009		HOKE, RICHARD L, JR.	S	CONTESTED CASE HEARINGS OFFICER	Determined by contract administrator	N
T		240000	O	240000	11/26/2007	11/26/2007		PRIMARY PROPERTIES, INC.	S	PIILANI MAI ME KAI (ANAHOLA RESIDENTIAL LOTS, UNIT 6), W/ OPTION TO	Determined by contract administrator	N
T		4183700	O	4183700	11/27/2007	11/27/2007		ROYAL CONTRACTING CO., LTD.	S	EAST KAPOLEI PHASE 1A & 1B.	Determined by contract administrator	N
N		263250	O	263250	1/9/2008	1/9/2008		PRIMARY PROPERTIES, INC.	S	MARKETING CONSULTANT - EAST KAPOLEI I PROJECT	Determined by contract administrator	N
T		84575	O	84575	12/16/2010	12/16/2010		PRIMARY PROPERTIES, INC.	S	MARKETING CONSULTANT - EAST KAPOLEI I PROJECT	Determined by contract administrator	N
T		9950	O	9950	6/3/2011	6/3/2011		PRIMARY PROPERTIES, INC.	S	MARKETING CONSULTANT - EAST KAPOLEI I PROJECT	Determined by contract administrator	N
T		142260	O	142260	1/17/2008	1/17/2008		PRIMARY PROPERTIES, INC.	S	WAIMANALO KAPUNA PROJECT FOR MARKETING SERVICES	Determined by contract administrator	N
T		253342	O	253342	1/17/2008	1/17/2008		MOLOKAI COMMUNITY SERVICE	S	HALE HANA HOU: HOUSING REPAIRS PROGRAM GRANT #06HBGH10001.	Determined by contract administrator	N
N		131079	O	131079	2/13/2008	2/13/2008		ANAHOLA HAWAIIAN HOMES	S	ANAHOLA COMMUNITY EMPOWERMENT	Determined by contract administrator	N
N		340000	O	340000	3/25/2008	3/25/2008		KOMETANI, JAMES, INC.	S	KEOKEA WAIHOUU DEVELOPMENT PHASE 1	Determined by contract administrator	N
T		1180000	O	1180000	3/25/2008	3/25/2008		ELITE PACIFIC CONSTRUCTION INC	S	WAIMANALO KUMUHAU SUB-DIVISION	Determined by contract administrator	N
N		276590.3	O	276590.3	10/13/2008	10/13/2008		ELITE PACIFIC CONSTRUCTION INC	S	WAIMANALO KUMUHAU SUB-DIVISION	Determined by contract administrator	N
T		100000	O	100000	12/29/2009	12/29/2009		WATANABE ING, LLP	S	LEGAL SERVICES, RICHARD NELSON III VS HHC	Determined by contract administrator	N
HHL625	B	2765611	O	2765611	4/14/2008	4/14/2008		CTS EARTHMOVING, INC.	S	LAIOPUA VILLAGES UNITE 8.5 IFB-08-HHL-008.	Determined by contract administrator	N
		624000	O	624000	4/14/2008	4/14/2008		CTS EARTHMOVING, INC.	S	LAIOPUA VILLAGES UNITE 8.5 IFB-08-HHL-008.	Determined by contract administrator	N
N		14000	O	14000	2/4/2009	2/4/2009		CTS EARTHMOVING, INC.	S	LAIOPUA VILLAGES UNITE 8.5 IFB-08-HHL-008.	Determined by contract administrator	N
N		1205265	O	1205265	4/29/2008	4/29/2008		LEE, R. H. S., INC.	S	EAST WEST ROAD PHASE 1 & KROC CTR / IFB#08-HHL-012.	Determined by contract administrator	N
T		2294772	O	2294772	5/1/2008	5/1/2008		SHIOI CONSTRUCTION, INC.	S	KEKAHA RES LOTS UNIT 4	Determined by contract administrator	N
T		36700	O	36700	6/4/2008	6/4/2008		CHILD, JOHN & COMPANY, INC.	S	APPRAISAL SVCS EWA DRUM & VARONA VILLAGE PROPERTIES OPT TO EXTEND 2 MOS.	Determined by contract administrator	N
T		66390	O	66390	6/5/2008	6/5/2008		CONSTRUCTION ENGINEERING LABS,	S	LALAMILO PHASE 1	Determined by contract administrator	N
T		165014	O	165014	1/5/2010	1/5/2010		OKAHARA & ASSOCIATES, INC.	S	LALAMILO PHASE I	Determined by contract administrator	N
T		158000	O	158000	6/25/2008	6/25/2008		SMS RESEARCH AND MARKETING	S	BENEFICIARY STUDY FOR 2008.	Determined by contract administrator	N
HHL602	N	100000	O	100000	6/26/2008	6/26/2008		KUHA'O MAU	S	SCHEA NATIVE HAWAIIAN DEVELOPMENT PROGRAM	Determined by contract administrator	N
T		240200	O	240200	6/26/2008	6/26/2008		ALAKEA DESIGN GROUP, LLC	S	KEKAHA RES. LOTS UNIT 4OPT TO EXTEND 2-12 MOS.	Determined by contract administrator	N
T		2100	O	2100	10/17/2008	10/17/2008		ALAKEA DESIGN GROUP, LLC	S	KEKAHA RES. LOTS UNIT 4OPT TO EXTEND 2-12 MOS.	Determined by contract administrator	N
T		320000	O	320000	6/26/2008	6/26/2008		PBR HAWAII & ASSOCIATES, INC.	S	REGIONAL PLANNING PANAWEA KEAUKAHA & KAWAIHAE / W/ 2 OPTIONS TO EXTEND	Determined by contract administrator	N
T		75000	O	75000	6/26/2008	6/26/2008		NA KUPAA O KUIHOU	S	MOLOKAI & MAKUU WATER PROGRAM	Determined by contract administrator	N
T		290768	O	290768	6/30/2008	6/30/2008		COMMUNITY PLANNING AND	S	EAST KAPOLEI I	Determined by contract administrator	N
T		304929	O	304929	6/2/2010	6/2/2010		COMMUNITY PLANNING AND	S	EAST KAPOLEI I	Determined by contract administrator	N
T		43750	O	43750	7/6/2011	7/6/2011		U.S. GEOLOGICAL SURVEY	S	MOLOKAI WATER STUDY.	Determined by contract administrator	N
T		2500000	O	2500000	8/20/2008	8/20/2008		SHIOI CONSTRUCTION, INC.	S	LANAI SCATTERED LOTS PHASE 1 & 2A / RFP-08-HHL-013	Determined by contract administrator	N
T		49000	O	49000	7/6/2009	7/6/2009		SHIOI CONSTRUCTION, INC.	S	LANAI SCATTERED LOTS PHASE 2, 3, & 4; RFP08-HHL-013	Determined by contract administrator	N
T		9590575	O	9590575	8/23/2008	8/23/2008		COASTAL CONSTRUCTION	S	LALAMILO PHASE 1	Determined by contract administrator	N
T		141000	O	141000	8/25/2008	8/25/2008		AKINAKA & ASSOCIATES, LTD.	S	WATER MASTER PLAN HOOLEHUA & KALAMAULA 3 OPT TO EXTEND 6 MOS.	Determined by contract administrator	N
T		15000	O	15000	12/13/2010	12/13/2010		AKINAKA & ASSOCIATES, LTD.	S	WATER MASTER PLAN HOOLEHUA & KALAMAULA 3 OPT TO EXTEND 6 MOS.	Determined by contract administrator	N
T		32182	O	32182	9/8/2008	9/8/2008		ORNELLAS, DANIEL L.	S	LANDSCAPE MAINTENANCE LEIALI PARKWAY; RFP-08-HHL-018; MAY BE EXTENDED	Determined by contract administrator	N
T		84200	O	84200	9/8/2008	9/8/2008		ORNELLAS, DANIEL L.	S	LANDSCAPE MAINTENANCE WAIHEHU KOU PHASE 2, 3, & 4; RFP08-HHL-014; MAY BE	Determined by contract administrator	N
T		56570	O	56570	9/28/2009	9/28/2009		WATER CONTROLS	S	LEIALII PH 1 A MAINTENANCE, LEIALII WATER SYSTEM OPT TO EXTEND 12MOS.	Determined by contract administrator	N
T		79222	O	79222	9/9/2009	9/9/2009		VALLEY ISLE PUMPING, INC.	S	OPERATION & MAINTENANCE, SEWER PUMP STATION @ WAIHEHU KOU	Determined by contract administrator	N
T		24222	O	24222	6/29/2011	6/29/2011		VALLEY ISLE PUMPING, INC.	S	OPERATION & MAINTENANCE, SEWER PUMP STATION @ WAIHEHU KOU	Determined by contract administrator	N
T		45000	O	45000	6/29/2011	6/29/2011		VALLEY ISLE PUMPING, INC.	S	OPERATION & MAINTENANCE, SEWER PUMP STATION @ WAIHEHU KOU	Determined by contract administrator	N
T		647000	O	647000	10/7/2008	10/7/2008		AKINAKA & ASSOCIATES, LTD.	S	LAIOPUA VILLAGE 2 CONSULTANT PLANNING SURVEYING & ENGINEERING SVCS	Determined by contract administrator	N

Department of Hawaiian Home Lands
Active Contracts

Table 19

Proj ID	MOF	Amount	Frequency (M/A/O)	Max Value	Date Executed	From	To	Organization	Category G/S/E/L	Description	Explanation of How Contract is Monitored	POS Y/N
T		161000	O	161000	10/17/2008	10/17/2008		AKINAKA & ASSOCIATES, LTD.	S	LAIOPUA VILLAGE 2 CONSULTANT PLANNING SURVEYING & ENGINEERING SVCS	Determined by contract administrator	N
N		131364	O	131364	10/17/2008	10/17/2008		HABITAT FOR HUMANITY WEST	S	GRANT TO BUILD 4 HOMES FOR LOW INCOME FAMILIES.	Determined by contract administrator	N
HHL602	N	150000	O	150000	10/17/2008	10/17/2008		MOLOKAI HABITAT FOR HUMANITY,	S	GRANT TO ASSIST LESSEES IN SELF HELP PROGRAM; NATIVE HAWAIIAN HOUSING	Determined by contract administrator	N
HHL602	N	80000	O	80000	10/24/2008	10/24/2008		HABITAT FOR HUMANITY LEEWARD	S	SELF HELP HOUSING PROJECT FOR HAWAIIAN HOMESTEADERS.	Determined by contract administrator	N
HHL602	N	52438.75	O	52438.75	4/29/2009	4/29/2009		AQUA ENGINEERS, INC.	S	ANAHOLA RES. LOTS UNIT 6 PREPARE WATEWATER SYSTEM DESIGNS.	Determined by contract administrator	N
T		425	O	425	12/3/2009	12/3/2009		AQUA ENGINEERS, INC.	S	ANAHOLA RES. LOTS UNIT 6 PREPARE WATEWATER SYSTEM DESIGNS.	Determined by contract administrator	N
T		70000	O	70000	12/2/2008	12/2/2008		AMEMIYA, KEITH Y.	S	CONTESTED CASE HEARINGS OFFICER	Determined by contract administrator	N
T		45348	O	45348	12/2/2008	12/2/2008		MAKUU FARMERS ASSOCIATION	S	MAKUU REGIONAL PLAN PROJECT - GRANT.	Determined by contract administrator	N
T		49015.18	O	49015.18	3/13/2009	3/13/2009		ASHFORD & WRISTON LLP	S	LEGAL SERVICES, GENERAL LEASE AGREEMENTS	Determined by contract administrator	N
T		83000	O	83000	1/7/2009	1/7/2009		GENESYS DESIGN GROUP INC.	S	ARCHITECTURAL & ENGINEERING SVCS FOR LALAMILO HOUSING PHASE1 PROJECT.	Determined by contract administrator	N
T		4046.83	O	4046.83	2/4/2010	2/4/2010		UNITED COURIER SERVICES, INC.	S	ARMORED CAR SERVICES FOR VARIOUS AGENCIES ON OAHU IFB-09-019-0.	Determined by contract administrator	N
HHL625	B	423000	O	423000	2/12/2009	2/12/2009		YOGI KWONG ENGINEERS, LLC	S	LAIOPUA VILLAGES 4 & 5 ENGINEERING & CONSTRUCTION MGMT	Determined by contract administrator	N
T		75000	O	75000	11/1/2010	11/1/2010		YOGI KWONG ENGINEERS, LLC	S	LAIOPUA VILLAGES 4 & 5 ENGINEERING & CONSTRUCTION MGMT	Determined by contract administrator	N
T		18000	O	18000	11/1/2010	11/1/2010		YOGI KWONG ENGINEERS, LLC	S	LAIOPUA VILLAGES 4 & 5 ENGINEERING & CONSTRUCTION MGMT	Determined by contract administrator	N
N		6000	O	6000	6/2/2011	6/2/2011		BLX GROUP LLC	S	BOND ARBITRAGE REBATE CALCULATIONS OPT TO EXTEND 2-12 MOS.	Determined by contract administrator	N
HHL625	B	2000	O	2000	6/13/2011	6/13/2011		BLX GROUP LLC	S	BOND ARBITRAGE REBATE CALCULATIONS OPT TO EXTEND 2-12 MOS.	Determined by contract administrator	N
HHL625	B	285700	O	285700	3/24/2009	3/24/2009		HABITAT FOR HUMANITY	S	WAIQHULI PHASE 2 RENOVATIONS, SELF HELP METHOD.	Determined by contract administrator	N
HHL602	N	200000	O	200000	3/31/2009	3/31/2009		TANAKA, R.T. ENGINEERS, INC.	S	LEIALUI PHASE 1B WATER SOURCE DEV. & CONTRACT ADMIN.	Determined by contract administrator	N
T		30000	O	30000	7/6/2009	7/6/2009		YAMAGUCHI, JOBBIE M. K. M.	S	DHHL HOMESTEAD ASSOCIATIONS PROCEDURE MANUAL; PROVIDE TECHNICAL WRITING	Determined by contract administrator	N
T		250000	O	250000	4/29/2009	4/29/2009		AKINAKA & ASSOCIATES, LTD.	S	WAILUA RES. LOTS PLANNING & ENGINEERING DESIGN SVCS.	Determined by contract administrator	N
T		25000	O	25000	5/13/2009	5/13/2009		PAPAKOLEA COMMUNITY	S	IMPLEMENT THE PAKAKOLEA HOME RETENTION PROGRAM / NATIVE HAW'N HOUSING	Determined by contract administrator	N
HHL602	N	2259077	O	2259077	6/25/2009	6/25/2009		COASTAL CONSTRUCTION	S	CONSTRUCTION-PILANI MAI ME KAI PHASE 1.	Determined by contract administrator	N
T		26750	O	26750	4/28/2011	4/28/2011		ALCON & ASSOCIATES, INC.	S	CONSTRUCTION MANAGER SERVICES KAUUPUNI VILLAGES	Determined by contract administrator	N
N		338397	O	338397	6/23/2009	6/23/2009		PSC CONSULTANTS, LLC	S	PROFESSIONAL SERVICES FOR GEOTECHNICAL MONITORINGEAST KAPOLEI II DEVELOP	Determined by contract administrator	N
T		27410	O	27410	9/14/2011	9/14/2011		PSC CONSULTANTS, LLC	S	PROFESSIONAL SERVICES FOR GEOTECHNICAL MONITORINGEAST KAPOLEI II DEVELOP	Determined by contract administrator	N
T		2380000	O	2380000	6/25/2009	6/25/2009		GOODFELLOW BROS., INC.	S	CONSTRUCTION EAST KAPOLEI II SEWER/DRAIN.	Determined by contract administrator	N
T		3018000	O	3018000	6/25/2009	6/25/2009		GOODFELLOW BROS., INC.	S	CONSTRUCTION EAST KAPOLEI II SEWER/DRAIN.	Determined by contract administrator	N
N		160000	O	160000	6/30/2009	6/30/2009		GROUP 70 INTERNATIONAL, INC.	S	PLANNING OAHU REGIONAL PLANS NEW PLANS & UPDATES 3 OPT TO EXTEND 6 MOS.	Determined by contract administrator	N
T		110000	O	110000	6/30/2009	6/30/2009		GROUP 70 INTERNATIONAL, INC.	S	PLANNING SUBSISTENCE HOMESTEADING PLANS KAHIKINUI & KING'S LANDING	Determined by contract administrator	N
T		100000	O	100000	6/30/2009	6/30/2009		MUNEKIYO & HIRAGA, INC.	S	PLANNING:MAUI REGIONAL PLANS/NEW PLANS & UPDATES/ W/3 OPTIONS TO EXTEND	Determined by contract administrator	N
T		75000	O	75000	6/30/2009	6/30/2009		PBR HAWAII & ASSOCIATES, INC.	S	PLANNING:HAWAII REGIONAL PLAN UPDATES/W/3 OPTIONS TO EXTEND FOR 6 MONTHS	Determined by contract administrator	N
T		25000	O	25000	7/6/2009	7/6/2009		SMS RESEARCH AND MARKETING	S	EXPERT WITNESS / WITNESS/CONSULTANT KALIMA ET AL VS. STATE OF HAWAII.	Determined by contract administrator	N
T		2196560	O	2196560	7/7/2009	7/7/2009		COMMUNITY PLANNING AND	S	ENGINEERING SERVICES EAST KAPOLEI IIB 2 OPT TO EXTEND 12 MOS. EA.	Determined by contract administrator	N
T		60000	O	60000	7/7/2009	7/7/2009		COUNCIL FOR NATIVE HAWAIIAN	S	TRAINING NONPROFIT ORGANIZATIONAL ASSESSMENTS OPT TO 1 YR.	Determined by contract administrator	N
T		10000	O	10000	6/28/2010	6/28/2010		COUNCIL FOR NATIVE HAWAIIAN	S	TRAINING NONPROFIT ORGANIZATIONAL ASSESSMENTS OPT TO 1 YR.	Determined by contract administrator	N
T		2178125	O	2178125	10/3/2011	10/3/2011		COUNCIL FOR NATIVE HAWAIIAN	S	SELF HELP/ASSISTED OWNER BUILDER PROGRAM STRATEGY 2 OPT TO EXTEND 12MOS.	Determined by contract administrator	N
T		150000	O	150000	9/15/2009	9/15/2009		HISAKA YOSHIDA & COSGROVE,	S	LEGAL SERVICES:KAUPEA PROJECT	Determined by contract administrator	N
T		63000	O	63000	2/22/2010	2/22/2010		HAWAII ALLIANCE FOR COMMUNITY	S	TRAINING NONPROFIT ORGANIZATIONAL ASSESSMENTS OPT TO EXTEND 12 MOS.	Determined by contract administrator	N
T		46200	O	46200	2/22/2010	2/22/2010		HAWAII ALLIANCE FOR COMMUNITY	S	TRAINING NONPROFIT COMMUNITY ECONOMIC DEVELOPMENT OPT TO EXTEND 1 YR.	Determined by contract administrator	N
T		100000	O	100000	6/1/2011	6/1/2011		IMANAKA KUDO & FUJIMOTO, LLC	S	LEGAL SVCS"KANAWAIS(DCC&RS) 2 OPT TO EXTEND 2-12MOS.	Determined by contract administrator	N
T		53800	O	53800	6/15/2011	6/15/2011		PACIFIC OHANA MASONRY AND	S	GROUND KEEPING SERVICES WAIHEU KAU PH 4; MAY BE EXTENDED FOR ONE ADDTL	Determined by contract administrator	N
T		53800	O	53800	6/3/2011	6/3/2011		PACIFIC OHANA MASONRY AND	S	GROUND KEEPING SERVICES WAIHEU KAU PHASE 3; MAY BE EXTENDED FOR ONE ADDTL	Determined by contract administrator	N
T		561200	O	561200	9/9/2009	9/9/2009		ENVIROSERVICES & TRAINING	S	ENVIRONMENTAL SERVICES PESTICIDE CLEAN-UP EAST KAPOLEI II OPT TO EXTEND	Determined by contract administrator	N
T		159100	O	159100	12/29/2010	12/29/2010		ENVIROSERVICES & TRAINING	S	ENVIRONMENTAL SERVICES PESTICIDE CLEAN-UP EAST KAPOLEI II OPT TO EXTEND	Determined by contract administrator	N
T		17610	O	17610	12/23/2011	12/23/2011		ENVIROSERVICES & TRAINING	S	ENVIRONMENTAL SERVICES PESTICIDE CLEAN-UP EAST KAPOLEI II OPT TO EXTEND	Determined by contract administrator	N
T		88400	O	88400	9/18/2009	9/18/2009		AKAMAI LANDSCAPE & MAINTENANCE	S	LANDSCAPE SERVICES MALUOHAI & KAUPEA SUBDIVISIONS. MAY EXTEND 6MOS.	Determined by contract administrator	N
T		34000	O	34000	6/15/2011	6/15/2011		PACIFIC OHANA MASONRY AND	S	WAIHEU KOU SUBDIVISION PHASE 4 RETENTION BASIC & ADJOURNING AREAS IFB	Determined by contract administrator	N
T		38800	O	38800	6/15/2011	6/15/2011		PACIFIC OHANA MASONRY AND	S	WAIHEU KOU SUBDIVISION PHASE 2 LANDSCAPE MAINTENANCE (NTP TO 06/30/11)	Determined by contract administrator	N
T		90000	O	90000	9/29/2009	9/29/2009		HOKE, RICHARD L, JR.	S	CONTESTED CASE HEARINGS OFFICER OPT TO EXTEND 1 YR.	Determined by contract administrator	N
T		40000	O	40000	9/1/2010	9/1/2010		HOKE, RICHARD L, JR.	S	CONTESTED CASE HEARINGS OFFICER OPT TO EXTEND 1 YR.	Determined by contract administrator	N
T		35000	O	35000	9/30/2009	9/30/2009		MOSSMAN, BOYD P.	S	CONTESTED CASE HEARINGS OFFICER	Determined by contract administrator	N
T		25000	O	25000	9/7/2010	9/7/2010		MOSSMAN, BOYD P.	S	CONTESTED CASE HEARINGS OFFICER	Determined by contract administrator	N
T		18700	O	18700	6/14/2010	6/14/2010		MAKUU FARMERS ASSOCIATION	S	DESIGN/ENGINEERING PHASE 1 OF THE MAKUU COMMUNITY CTR	Determined by contract administrator	N
T		2993930	O	2993930	12/17/2009	12/17/2009		ISEMOTO CONTRACTING CO., LTD.	S	CONSTRUCTION PUUKAPU HYBRID WATER SYSTEM PROJECT	Determined by contract administrator	N
T		143342	O	143342	5/19/2011	5/19/2011		ISEMOTO CONTRACTING CO., LTD.	S	CONSTRUCTION PUUKAPU HYBRID WATER SYSTEM PROJECT	Determined by contract administrator	N
T		63072	O	63072	9/30/2011	9/30/2011		ISEMOTO CONTRACTING CO., LTD.	S	CONSTRUCTION PUUKAPU HYBRID WATER SYSTEM PROJECT	Determined by contract administrator	N
T		39738.22	O	39738.22	1/4/2010	1/4/2010		EDWARD ENTERPRISES, INC.	S	PRINTING, DELIVERING & MAILING OF KA NUHOU IFB-10-HHL-006. OPT TO EXTEND	Determined by contract administrator	N
HHL625	B	39738.22	O	39738.22	10/6/2010	10/6/2010		EDWARD ENTERPRISES, INC.	S	PRINTING, DELIVERING & MAILING OF KA NUHOU IFB-10-HHL-006. OPT TO EXTEND	Determined by contract administrator	N
HHL625	B	1441170	O	1441170	1/12/2010	1/12/2010		COMMUNITY PLANNING AND	S	KAPOLEI EAST WEST ROAD CONSTRUCTION MGMT. OPT TO EXTEND 2-12 MOS.	Determined by contract administrator	N

Department of Hawaiian Home Lands
Active Contracts

Table 19

Proj ID	MOF	Amount	Frequency (M/A/O)	Max Value	Date Executed	From	To	Organization	Category G/S/E/L	Description	Explanation of How Contract is Monitored	POS Y/N
	T	263500	O	263500	2/1/2010	2/1/2010		MOLOKAI HABITAT FOR HUMANITY,	S	SELF HELP REHABILITATION UPGRADE FOR LOW INCOME FAMILIES /NATIVE HAWAIIA	Determined by contract administrator	N
HHL602	N	234242	O	234242	2/1/2010	2/1/2010		NANAKULI HOUSING CORPORATION	S	HOLOMUA NA'AU'AO MOBILE SELF HELP HOME REPAIR / NATIVE HAWAIIAN HOUSING	Determined by contract administrator	N
HHL602	N	4075737	O	4075737	3/8/2010	3/8/2010		DELTA CONSTRUCTION CORPORATION	S	MASS GRADING EAST KAPOLEI PORTION LOT 6-A.	Determined by contract administrator	N
HHL602	V	250000	O	250000	3/16/2010	3/16/2010		LA'IOPIUA 2020	S	DESIGN/CONSTRUCTION LAIOPIUA 2020 SEWER INFRASTRUCTURE PROJECT / 42F GRANT	Determined by contract administrator	N
HHL602	C	3280000	O	3280000	3/30/2010	3/30/2010		GOODFELLOW BROS., INC.	S	DESIGN LALAMILO OFFSIT WATER SYSTEM 1.0 MG RESERVOIR	Determined by contract administrator	N
HHL602	C	34685	O	34685	4/9/2010	4/9/2010		HABITAT FOR HUMANITY INTL.	S	NAHASDA COMMUNITY GRANT AWARDS 2009 GRANT CYCLE KAHE E HOME	Determined by contract administrator	N
HHL602	N	14492650	O	14492650	4/15/2010	4/15/2010		DELTA CONSTRUCTION CORPORATION	S	CONSTRUCTION KAPOLEI EAST WEST RD PHASE1	Determined by contract administrator	N
TRN501	U	360000	O	360000	4/16/2010	4/16/2010		AKINAKA & ASSOCIATES, LTD.	S	ENGINEERING SERVICES, KUMUHAU & KAKAINA ST RES. SUBDIVISIONS OPT TO	Determined by contract administrator	N
	T	20000	O	20000	4/19/2010	4/19/2010		GEOLABS, INC.	S	KAUPUNI VILLAGES-GEOTECHNICAL ENGINEER SVCS OPT TO EXTEND 2-6MOS.	Determined by contract administrator	N
	N	62423.49	O	62423.49	3/16/2011	3/16/2011		STAR PROTECTION AGENCY, LLC	S	INVESTIGATIVE SERVICES, BENEFICIARY LOCATOR MAY EXTENDED 1-12MOS.	Determined by contract administrator	N
	T	596208	O	596208	4/15/2011	4/15/2011		HUNT BUILDING COMPANY, LTD	S	KAUPUNI VILLAGE HOME CONSTRUCTION	Determined by contract administrator	N
	T	181800	O	181800	5/17/2010	5/17/2010		RIDER LEVETT BUCKNALL, LTD.	S	CONSTRUCTION MANAGEMENT SERVICES FOR CONSTRUCTION OF PUUKAPU HYBRID WATE	Determined by contract administrator	N
	T	41730	O	41730	7/5/2011	7/5/2011		RIDER LEVETT BUCKNALL, LTD.	S	CONSTRUCTION MANAGEMENT SERVICES FOR CONSTRUCTION OF PUUKAPU HYBRID WATE	Determined by contract administrator	N
	T	485099	O	485099	6/1/2010	6/1/2010		PACIFIC ELECTRO MECHANICAL,	S	CONSTRUCTION OF MOLOKAI WATER SYSTEM-EMERGENCY GENERATOR IFB: 090HHL-009	Determined by contract administrator	N
HHL602	E	50610	O	50610	7/7/2011	7/7/2011		PACIFIC ELECTRO MECHANICAL,	S	CONSTRUCTION OF MOLOKAI WATER SYSTEM-EMERGENCY GENERATOR IFB: 090HHL-009	Determined by contract administrator	N
	T	309758.9	O	309758.9	6/1/2010	6/1/2010		PACIFIC ELECTRO MECHANICAL,	S	INSTALLATION OF SCADA SYSTEM FOR MOLOKAI WATER SYSTEM IFB:09-HHL-010	Determined by contract administrator	N
HHL602	E	395437	O	395437	6/10/2010	6/10/2010		HAWAII FOREST INDUSTRY	S	DESIGN LAIOPIUA PLANT MITIGATION OPT TO EXTEND 2-24MOS.	Determined by contract administrator	N
	T	266127	O	266127	10/7/2011	10/7/2011		HAWAII FOREST INDUSTRY	S	DESIGN LAIOPIUA PLANT MITIGATION OPT TO EXTEND 2-24MOS.	Determined by contract administrator	N
	T	125000	O	125000	6/15/2010	6/15/2010		HAWAII ALLIANCE OF NONPROFIT	S	EDUCATION & TRAINING HOMESTEAD ASSOCIATIONS OPT TO EXTEND 2-12 MOS.	Determined by contract administrator	N
	T	123000	O	123000	7/5/2011	7/5/2011		HAWAII ALLIANCE OF NONPROFIT	S	EDUCATION & TRAINING HOMESTEAD ASSOCIATIONS OPT TO EXTEND 2-12 MOS.	Determined by contract administrator	N
	T	911376	O	911376	4/15/2011	4/15/2011		ARMSTRONG BUILDERS, LLC	S	CONSTRUCTION KUMUHAU SUBDIVISION WAIMANALO	Determined by contract administrator	N
	T	100000	O	100000	6/17/2010	6/17/2010		INSIGHT CENTER FOR COMMUNITY	S	EDUCATION & TRAINING HOMESTEAD ASSOCIATIONS OPT TO EXTEND 2-12 MOS.	Determined by contract administrator	N
	T	94000	O	94000	7/6/2011	7/6/2011		INSIGHT CENTER FOR COMMUNITY	S	EDUCATION & TRAINING HOMESTEAD ASSOCIATIONS OPT TO EXTEND 2-12 MOS.	Determined by contract administrator	N
	T	50000	O	50000	6/21/2010	6/21/2010		PAPAKOLEA COMMUNITY	S	DHHL HOMESTEAD CAPACITY BLDG TRAINING	Determined by contract administrator	N
	T	92000	O	92000	11/14/2011	11/14/2011		PSC CONSULTANTS, LLC	S	ENGINEER SERVICES EAST KAPOLEI II 2B MASS GRADING	Determined by contract administrator	N
	T	1599048	O	1599048	6/28/2010	6/28/2010		CTS EARTHMOVING, INC.	S	DESIGN:LALAMILO OFFSITE WATER SYSTEM IFB-09-HHL-023.	Determined by contract administrator	N
HHL602	C	19000	O	19000	8/16/2011	8/16/2011		VALLES, CHRISTINE A.	S	EDUCATION & TRAINING HOMESTEAD ASSOCIATIONS	Determined by contract administrator	N
	T	125000	O	125000	6/30/2010	6/30/2010		HAWAII ALLIANCE FOR COMMUNITY	S	EDUCATION & TRAINING HOMESTEAD ASSOCIATIONS OPT TO EXTEND 2-12 MOS.	Determined by contract administrator	N
	T	120000	O	120000	7/1/2011	7/1/2011		HAWAII ALLIANCE FOR COMMUNITY	S	EDUCATION & TRAINING HOMESTEAD ASSOCIATIONS OPT TO EXTEND 2-12 MOS.	Determined by contract administrator	N
	T	200000	O	200000	7/7/2010	7/7/2010		KA'ALA FARM, INC.	S	MANAGEMENT & DEVELOPMENT OF KAUPUNI VILLAGE COMMUNITY CENTER	Determined by contract administrator	N
	T	240000	O	240000	7/7/2010	7/7/2010		PBR HAWAII & ASSOCIATES, INC.	S	DEVELOP AN ISLAND PLAN FOR OAHU	Determined by contract administrator	N
	T	75000	O	75000	7/13/2010	7/13/2010		PBR HAWAII & ASSOCIATES, INC.	S	REGIONAL PLAN UPDATE & GRAPHIC SUPPORT FOR PLANS	Determined by contract administrator	N
	T	50000	O	50000	7/13/2010	7/13/2010		MUNEKIYO & HIRAGA, INC.	S	DEVELOP A MASTER PLAN FOR PUUNENE MAUI	Determined by contract administrator	N
	T	250000	O	250000	8/2/2010	8/2/2010		NA KUPAA O KUHU	S	INFRASTRUCTURE DEVELOPMENT ASSISTANCE	Determined by contract administrator	N
	T	250000	O	250000	7/6/2011	7/6/2011		NA KUPAA O KUHU	S	INFRASTRUCTURE DEVELOPMENT ASSISTANCE	Determined by contract administrator	N
	T	200000	O	200000	8/17/2010	8/17/2010		ZELL & COX LAW, P.C.	S	CONSULTANT RENEWABLE ENERGY DEVELOPMENT.	Determined by contract administrator	N
	T	460250	O	460250	9/22/2010	9/22/2010		ARMSTRONG LAIOPIUA VILLAGE 5,	S	CONSTRUCTION LAIOPIUA VILLAGE 5	Determined by contract administrator	N
	T	113451.7	O	113451.7	10/19/2010	10/19/2010		WILLOCKS CONSTRUCTION	S	CONSTRUCTION KAWAIIHAE DRAINAGE IMPROVEMENTS	Determined by contract administrator	N
	T	1820269	O	1820269	11/1/2010	11/1/2010		PBR HAWAII & ASSOCIATES, INC.	S	COMMUNITY PLANNING CONSULTANT FOR MASTER PLANNING	Determined by contract administrator	N
	T	1666000	O	1666000	11/1/2010	11/1/2010		TOWILL, R. M. CORPORATION	S	CONSTRUCTION PAPAKOLEA SUBDIVISION SEWER SYSTEM	Determined by contract administrator	N
	T	48540	O	48540	8/30/2011	8/30/2011		H & L SERVICES	S	DHHL GROUND MAINTENANCE & CUSTODIAL SERVICE KEAUKAHA BEACH PARK & PUHI B	Determined by contract administrator	N
	T	300000	O	300000	11/4/2010	11/4/2010		HAWAII HABITAT FOR HUMANITY	S	SELF HELP HOUSING FOR LOW INCOME FAMILIES OPT TO EXTEND 2-12 MOS.	Determined by contract administrator	N
HHL602	N	40000	O	40000	11/12/2010	11/12/2010		NISHIMURA, ALVIN	S	PROFESSIONAL SERVICES CONTESTED CASE HEARINGS OFFICER	Determined by contract administrator	N
	T	65850	O	65850	11/16/2010	11/16/2010		INTEGRATED CONSTRUCTION, INC.	S	KUMUHAU SITE CONSTRUCTION IFB-11-HHL-008	Determined by contract administrator	N
	T	795680	O	795680	11/17/2010	11/17/2010		COMMUNITY PLANNING AND	S	DESIGN/CONSTRUCTION MANAGEMENT SERVICES EAST KAPOLEI DEVELOPMENT	Determined by contract administrator	N
	T	25000	O	25000	10/26/2011	10/26/2011		OHANASOFT LLC	S	MAINTAIN & SUPPLRT ORACLE BUSINESS APPLICATION OPT TO EXTEND 2-12 MOS @	Determined by contract administrator	N
	T	21000	O	21000	11/22/2011	11/22/2011		OHANASOFT LLC	S	MAINTAIN & SUPPLRT ORACLE BUSINESS APPLICATION OPT TO EXTEND 2-12 MOS @	Determined by contract administrator	N
	T	2500000	O	2500000	11/22/2010	11/22/2010		LYON ASSOCIATES, INC.	S	CONSULTANT KAUAI DAM ASSESSMENT / W/ OPTION TO EXTEND FOR ONE(1) YEAR	Determined by contract administrator	N
HHL602	C	3914.15	O	3914.15	12/6/2010	12/6/2010		UNITED COURIER SERVICES, INC.	S	IFB-09-019-O ARMORED CAR SERVICES FOR VARIOUS AGENCIES ON OAHU	Determined by contract administrator	N
HHL625	B	99.51	O	99.51	4/19/2011	4/19/2011		UNITED COURIER SERVICES, INC.	S	IFB-09-019-O ARMORED CAR SERVICES FOR VARIOUS AGENCIES ON OAHU	Determined by contract administrator	N
HHL625	B	97849.8	O	97849.8	11/8/2011	11/8/2011		ACNET	S	CONSULTANT FOR COMPUTER SCIENCE SERVICES OPT TO EXTEND 2 YRS.	Determined by contract administrator	N
	T	1498422	O	1498422	12/14/2010	12/14/2010		PARADIGM CONSTRUCTION LLC	S	CONSTRUCTION EAST KAPOLEI I	Determined by contract administrator	N
	T	99918	O	99918	12/29/2010	12/29/2010		JN CONSTRUCTION INC	S	MAINTENANCE LEIALI WATER IRRIGATION SYSTEM.	Determined by contract administrator	N
	T	2144556	O	2144556	12/29/2010	12/29/2010		FUKUNAGA & ASSOCIATES, INC.	S	CONSTRUCTION OAHU SEWER SYSTEMS OPT TO EXTEND 2-6 MOS.	Determined by contract administrator	N
	T	331900	O	331900	12/30/2010	12/30/2010		HENRY'S EQUIPMENT RENTAL &	S	CONSTRUCTION NANAKULI AVE SIDEWALK IMPR.IFB-11-HHL-005.	Determined by contract administrator	N
	T	26000	O	26000	1/6/2011	1/6/2011		LA'IOPIUA 2020	S	PLANNING & DESIGN FOR LA'IOPIUA COMMUNITY CENTER / 42F GRANT / GOVERNOR'	Determined by contract administrator	N
HHL602	C	1500000	O	1500000	1/6/2011	1/6/2011		LA'IOPIUA 2020	S	PLANNING & DESIGN FOR LA'IOPIUA COMMUNITY CENTER / 42F GRANT / GOVERNOR'	Determined by contract administrator	N
HHL602	C	200000	O	200000	2/7/2011	2/7/2011		UNIVERSITY OF HAWAII	S	AGRICULTURAL EDUCATION PROGRAM.	Determined by contract administrator	N
	T	73580	O	73580	2/9/2011	2/9/2011		COUNCIL FOR NATIVE HAWAIIAN	S	NATIVE HAWAIIAN DEVELOPMENT PROGRAM	Determined by contract administrator	N

Department of Hawaiian Home Lands
Active Contracts

Table 19

Prop ID	MOF	Amount	Frequency (M/A/O)	Max Value	Date Executed	From	To	Organization	Category G/S/E/L	Description	Explanation of How Contract is Monitored	POS Y/N
	T	1081000	O	1081000	2/15/2011	2/15/2011		SSFM INTERNATIONAL, INC.	S	CONSTRUCTION MANAGEMENT SERVICES - CONSTRUCTION LALAMILO DEVELOPMENT PHA	Determined by contract administrator	N
	T	98500	O	98500	2/17/2011	2/17/2011		HO'OKULEANA LLC	S	ENVIRONMENTAL ASSESSMENT AINA MAUNA PROGRAM.	Determined by contract administrator	N
	T	119280	O	119280	3/22/2011	3/22/2011		EMPICO, INC.	S	CUSTODIAL SERVICES FOR DHHL KAPOLEI OFFICE FACILITY #IFB-11-HHL-011	Determined by contract administrator	N
HHL625	B	289353	O	289353	3/29/2011	3/29/2011		DELTA CONSTRUCTION CORPORATION	S	IFB#11-HHL-001 CONSTRUCTION: EAST KAPOLEI II OFFSITE.	Determined by contract administrator	N
	T	286420	O	286420	3/30/2011	3/30/2011		NANAKULI HOUSING CORPORATION	S	HOLOMUA I NA'AU'AO: MOBILE SELF HELP HOME REPAIR	Determined by contract administrator	N
HHL602	N	50000	O	50000	3/31/2011	3/31/2011		HABITAT FOR HUMANITY MAUI, INC	S	HOMEOWNERSHIP 101 EDUCATION/TRAINING PROGRAM	Determined by contract administrator	N
HHL602	N	141251	O	141251	4/18/2011	4/18/2011		HONOLULU HABITAT FOR HUMANITY	S	HHH HOME BUILDS WITH DHHL LEASEHOLDERS	Determined by contract administrator	N
HHL602	N	160000	O	160000	5/31/2011	5/31/2011		AQUA ENGINEERS, INC.	S	OPERATION & MAINTENANCE ANAHOA WATER SYSTEM. OPT TO EXTEND 1-36MOS.	Determined by contract administrator	N
	T	288023.7	O	288023.7	5/31/2011	5/31/2011		AQUA ENGINEERS, INC.	S	OPERATION & MAINTENANCE ANAHOA WATER SYSTEM. OPT TO EXTEND 1-36MOS.	Determined by contract administrator	N
	T	120000	O	120000	4/28/2011	4/28/2011		TIBER CREEK ASSOCIATES	S	PROFESSIONAL SERVICES FOR EDUCATION RESEARCH FEDERAL LIAISON FOR DHHL FE	Determined by contract administrator	N
	T	132013.2	O	132013.2	5/18/2011	5/18/2011		ALI SECURITY SYSTEMS, INC.	S	IFB-11-HHL-012 SECURITY GUARD SERVICES FOR KAPOLEI OFFICE FACILITY	Determined by contract administrator	N
HHL625	B	693580.4	O	693580.4	5/13/2011	5/13/2011		LEE, R. H. S., INC.	S	EAST KAPOLEI II, FORMER PESTICIDE MIXING & LOADING PLANT SITE REMEDIATIO	Determined by contract administrator	N
	T	44100	O	44100	6/1/2011	6/1/2011		KULA NO NA PO'E HAWAII	S	WAHI MALUHIA PROJECT-HOME SAFETY ASSESSMENT HANDBOOK FOR KUPUNA IN	Determined by contract administrator	N
HHL602	N	250000	O	250000	7/6/2011	7/6/2011		LA'YOPIUA 2020	S	GRANT FUNDS FOR PLANNING AND DESIGN OF LA'YOPIUA COMMUNITY CENTER	Determined by contract administrator	N
	T	250000	O	250000	7/6/2011	7/6/2011		KAPOLEI COMMUNITY DEVELOPMENT	S	GRANT FUNDS FOR PLANNING, ADMIN, ENGINEERING, ENVIRONMENTAL STUDIES FOR	Determined by contract administrator	N
	T	139000	O	139000	7/6/2011	7/6/2011		HAWAII FIRST FEDERAL CREDIT	S	INDIVIDUAL DEVELOPMENT ACCOUNT PROGRAM(IDA)NAHASDA GRANT.	Determined by contract administrator	N
HHL602	N	149999	O	149999	7/8/2011	7/8/2011		SMS RESEARCH AND MARKETING	S	2011 DHHL BENEFICIARY SURVEY	Determined by contract administrator	N
	T	180177	O	180177	7/20/2011	7/20/2011		COUNCIL FOR NATIVE HAWAIIAN	S	HOMESTEAD ENERGY PROGRAM(HEP)-NAHASDA GRANT.	Determined by contract administrator	N
HHL602	N	37800	O	37800	7/21/2011	7/21/2011		PBR HAWAII & ASSOCIATES, INC.	S	ENVIRONMENTAL ENGINEERING & ENVIRONMENT REVIEW SERVICES - STATEWIDE	Determined by contract administrator	N
HHL602	N	295140	O	295140	7/27/2011	7/27/2011		AKINAKA & ASSOCIATES, LTD.	S	ENGINEERING SVCS FOR PUUKAPU PASTORAL LOTS SUBDIVISION WATER SYSTEM	Determined by contract administrator	N
	T	250000	O	250000	8/1/2011	8/1/2011		WAIMANALO HAWAIIAN HOMES	S	GRANT FUNDS FOR WAIMANALO COMMUNITY TECHNOLOGY, EDUCATION & EMPLOYMENT	Determined by contract administrator	N
	T	1075128	O	1075128	8/8/2011	8/8/2011		ENGINEERS SURVEYORS HAWAII,	S	PROFESSIONAL ENGINEERING SVCS FOR VILLAGE 4, VILLAGES OF LAIOPUA PHASE1.	Determined by contract administrator	N
	T	268000	O	268000	8/8/2011	8/8/2011		ENGINEERS SURVEYORS HAWAII,	S	PROFESSIONAL ENGINEERING SVCS FOR VILLAGE 4, VILLAGES OF LAIOPUA PHASE1.	Determined by contract administrator	N
	N	142264	O	142264	8/8/2011	8/8/2011		TOWILL, R. M. CORPORATION	S	PROFESSIONAL ENGINEERING SVCS FOR THE KAEI HANA II INDUSTRIAL SUBDIVISIO	Determined by contract administrator	N
	T	150000	O	150000	8/22/2011	8/22/2011		SCHEUER, JONATHAN LIKEKE, PH.D	S	WATER PLANNING & IMPLEMENTATION VARIOUS ISLANDS, STATE OF HI	Determined by contract administrator	N
	T	100000	O	100000	8/22/2011	8/22/2011		PLANPACIFIC, INC.	S	BASIC PLANNING SVCS TO IDENTIFY ALTERNATIVE HOUSING DEVELOPMENT MODELS	Determined by contract administrator	N
	T	950000	O	950000	8/31/2011	8/31/2011		AECOM TECHNICAL SERVICES, INC.	S	PROFESSIONAL ENGINEERING SVCS FOR EXISTING DHHL HOMESTEADS & INFRASTURE	Determined by contract administrator	N
	T	152676	O	152676	8/31/2011	8/31/2011		HENRY'S EQUIPMENT RENTAL &	S	IFB-11-HHL-009 KAHEHLI CLUSTER MAILBOX PARKING LOT FOR E. KAPOLEI.	Determined by contract administrator	N
	T	474948	O	474948	9/14/2011	9/14/2011		TOWILL, R. M. CORPORATION	S	ENGINEERING SERVICES FOR PUUKAPU PASTORAL LOTS WATER SYSTEM - SURVEYING	Determined by contract administrator	N
	T	671700	O	671700	9/20/2011	9/20/2011		ENGINEERS SURVEYORS HAWAII,	S	ENGINEERING SERVICES FOR MAKUU WELL #3088-01 PRODUCTION WELL(MAKUU OFFSI	Determined by contract administrator	N
	T	165800	O	165800	9/23/2011	9/23/2011		IMUA LANDSCAPING CO., INC.	S	IFB-11-HHL-013 LANDSCAPE MAINTENANCE OF THE LEIALII PARKWAY, ISLAND OF	Determined by contract administrator	N
	T	181632	O	181632	9/23/2011	9/23/2011		STANDARD ELECTRIC, INC	S	IFB-11-HHL-010, ELECTRICAL & STREET LIGHT MAINTENANCE FOR VARIOUS DHHL	Determined by contract administrator	N
	T	790250	O	790250	10/5/2011	10/5/2011		AKINAKA & ASSOCIATES, LTD.	S	ENGINEERING SERVICES FOR VILLAGE 4, VILLAGES OF LAIOPUA PROJECT	Determined by contract administrator	N
	T	197000	O	197000	10/5/2011	10/5/2011		AKINAKA & ASSOCIATES, LTD.	S	ENGINEERING SERVICES FOR VILLAGE 4, VILLAGES OF LAIOPUA PROJECT	Determined by contract administrator	N
	N	367413	O	367413	10/11/2011	10/11/2011		AUSTIN, TSUTSUMI & ASSOC., INC.	S	ENGINEERING SERVICES FOR VARIOUS MAUI SUBDIVISIONS(LEIALII, WAIEHU KOU,	Determined by contract administrator	N
	T	50000	O	50000	10/11/2011	10/11/2011		KEOKEA HOMESTEAD FARM LOTS	S	GRANT AGREEMENT FOR COMMUNITY PASTURE & TREE NURSERY PROJECT.	Determined by contract administrator	N
	T	399000	O	399000	10/13/2011	10/13/2011		AUSTIN, TSUTSUMI & ASSOC., INC.	S	PROFESSIONAL ENGINEERING SVCS FOR KAWAIHAE PUBLIC WORKS PROJECTS OF THE	Determined by contract administrator	N
	T	90000	O	90000	10/27/2011	10/27/2011		HOKE, RICHARD L., JR.	S	PROFESSIONAL SERVICES-CONTESTED CASE HEARINGS OFFICER	Determined by contract administrator	N
	T	265790	O	265790	10/26/2011	10/26/2011		MUNEKIYO & HIRAGA, INC.	S	ENVIRONMENTAL ASSESSMENT & LAND PLANNING SERVICES FOR DHHL LAND AT	Determined by contract administrator	N

Department of Hawaiian Home Lands
CIP Summary

Table 20

<u>Priority</u>	<u>Project Title</u>	<u>FY13 \$\$\$</u>	<u>MOF</u>
1	North Kona Water System: Kealakehe Well #1	2,000,000	C
2	Honokowai Water System - Well, Storage, Transmission	8,000,000	C

SENATE DISTRICT	PRIORITY NUMBER	ISLAND	REP DISTRICT	PROJECT SCOPE	ITEM NUMBER	EXPENDING AGENCY
03	1	3 - HAWAII	006	N - NEW PROJECT		HHL

PROJECT TITLE:

NORTH KONA WATER SYSTEM: KEALAKEHE WELL #1, HAWAII

PROJECT DESCRIPTION:

DESIGN AND CONSTRUCTION FOR AN EXPLORATORY WELL AND PRODUCTION WELL TO SERVE AS A POTABLE WATER SOURCE FOR THE DHHL COMMUNITY.

TOTAL ESTIMATED PROJECT COST (\$1,000'S):

PRIOR APPROPRIATIONS:

SLH YR ACT	ITEM	TOTALS	PLANS	LAND ACQUISITION	DESIGN	CONSTRUCTION	EQUIPMENT
TOTAL		0	0	0	0	0	0

APPROPRIATIONS:

PART I: BY ELEMENTS	MOF	PRIOR YR	FY 2009-10	FY 2010-11	REQUESTED		FUTURE YEARS	TOTAL PROJ COST
					FY 2011-12	FY 2012-13		
PLANS	*	0	0	0	0	0	0	0
LAND ACQUISITION	*	0	0	0	0	0	0	0
DESIGN	*	0	0	0	0	1	0	1
CONSTRUCTION	*	0	0	0	0	1,999	0	1,999
EQUIPMENT	*	0	0	0	0	0	0	0
TOTAL COST		0	0	0	0	2,000	0	2,000

PART II: BY MEANS OF FINANCE	MOF	PRIOR YR	FY 2009-10	FY 2010-11	REQUESTED		FUTURE YEARS	TOTAL PROJ COST
					FY 2011-12	FY 2012-13		
G.O. BONDS	C	0	0	0	0	2,000	0	2,000
TOTAL COST		0	0	0	0	2,000	0	2,000

A. TOTAL SCOPE OF PROJECT:

The project will develop a new water source (well) at the existing Kealakehe Well No. 1 site, on a parcel identified, and owned by the County of Hawaii Department of Water Supply (DWS), by Tax Map Key Number: (3) 7-4-003: 034.

The project will include drilling and casing an exploratory well, pump testing for yield and water quality, and upon confirmation of adequate yield and satisfactory water quality be followed by the installation of a well pump and construction of well pump controls and control building, SCADA controls, service road and perimeter fencing, and water transmission mains, access road, and overhead power lines to (and from) the well site.

B. IDENTIFICATION OF NEED AND EVALUATION OF EXISTING SOLUTION:

See attached.

C. ALTERNATIVES CONSIDERED AND IMPACT IF PROJECT IS DEFERRED:

See attached.

D. DISCUSS WHAT IMPROVEMENTS WILL TAKE PLACE, WHEN PROJECT COMPLETED (INCLUDING BENEFITS TO BE DERIVED AND/OR DEFICIENCIES THIS PROJECT INTENDS TO CORRECT):

Upon completion of the project will add a new water source to the DWS North Kona Water System and enable DWS to decrease (or eliminate) reliance on the Kalahuu Shaft, that has diminished water quality, and increase redundancy of the existing system to ensure reliability of water service to the Kailua-Kona community.

The well improvements will enable DHHL to pursue development of more than 600 residential homestead lots at its Kealakehe holdings in North Kona in Tax Map Keys: 7-4-21: 1, 8, 12, 14, and 15 as well pursue commercial development in TMK: 7-4-20: 2, 3 and 23.

It will also enable Laiopua 2020 to complete the development of its community center and supporting commercial component at TMK: 7-4-21: 3 and 23.

E. IMPACT UPON FUTURE OPERATING REQUIREMENTS (SHOW INITIAL AND ONGOING FUNDING REQUIREMENTS BY COST ELEMENT, INCLUDING POSITION COUNT, MEANS OF FINANCING, FISCAL YEAR):

The completed water system will be conveyed to the County of Hawaii, Department of Water Supply for operation and maintenance. Operating costs, and financing, will be covered under the DWS budget.

F. ADDITIONAL INFORMATION:

The well is permitted and assigned State Well I.D. No. 4057-04.

DHHL submitted a subdivision application for Village 4, Villages of Laiopua, which the new well will support, and received tentative subdivision approval from the County of Hawaii. The subdivision has been assigned Subdivision Number 05-000170.

SENATE DISTRICT	PRIORITY NUMBER	ISLAND	REP DISTRICT	PROJECT SCOPE	ITEM NUMBER	EXPENDING AGENCY
05	2	2 - MAUI	010	N - NEW PROJECT		HHL

PROJECT TITLE:

HONOKOWAI WATER SYSTEM - WELL, STORAGE, TRANSMISSION, LEIALII, MAUI

PROJECT DESCRIPTION:

CONSTRUCTION OF POTABLE PRODUCTION WELL, PUMP STATION, STORAGE RESERVOIRS AND TRANSMISSION LINES TO SERVE AS A WATER SOURCE FOR STATE HOUSING PROJECTS IN THE VILLAGES OF LEIALII, TO INCLUDE HOUSING PROJECTS IN HONOKOKAI, WEST MAUI.

TOTAL ESTIMATED PROJECT COST (\$1,000'S):

PRIOR APPROPRIATIONS:

SLH YR ACT	ITEM	TOTALS	PLANS	LAND ACQUISITION	DESIGN	CONSTRUCTION	EQUIPMENT
		0	0	0	0	0	0

APPROPRIATIONS:

PART I: BY ELEMENTS	MOF	PRIOR YR	FY 2009-10	FY 2010-11	REQUESTED		FUTURE YEARS	TOTAL PROJ COST
					FY 2011-12	FY 2012-13		
PLANS	*	0	0	0	0	0	0	0
LAND ACQUISITION	*	0	0	0	0	0	0	0
DESIGN	*	0	0	0	0	0	0	0
CONSTRUCTION	*	0	0	0	0	8,000	0	8,000
EQUIPMENT	*	0	0	0	0	0	0	0
TOTAL COST		0	0	0	0	8,000	0	8,000

PART II: BY MEANS OF FINANCE	MOF	PRIOR YR	FY 2009-10	FY 2010-11	REQUESTED		FUTURE YEARS	TOTAL PROJ COST
					FY 2011-12	FY 2012-13		
G.O. BONDS	C	0	0	0	0	8,000	0	8,000
TOTAL COST		0	0	0	0	8,000	0	8,000

A. TOTAL SCOPE OF PROJECT:

Design and construct a potable production well with pump station, storage reservoirs and transmission lines in West Maui, in the general region of Honokowai.

B. IDENTIFICATION OF NEED AND EVALUATION OF EXISTING SOLUTION:

According to the County of Maui Department of Water Supply, there is currently no water source available for the planned housing projects by the State in West Maui region. The immediate need is for the planned development of 250 homes in Village 1B by the Department of Hawaiian Home Lands (DHHL). DHHL acquired 50 acres within the Villages of Leialii Masterplanned Community from the State Housing Finance and Development Corporation (HHFDC). This site, known as Village 1B, was purchased without any water entitlements. Hawaii Housing and Development Corporation, formerly HHFDC is also planning an affordable housing project on 1,128 acres of state land at the Villages of Leialii. In addition to housing, two elementary schools, and a park is being planned. HHFDC previously drilled two wells in the vicinity of the Village 1B; however, these wells are not productive and not feasible to serve Village 1B. Further DHHL has over 700 acres in Honokowai that are currently undeveloped due to lack of a potable water source.

C. ALTERNATIVES CONSIDERED AND IMPACT IF PROJECT IS DEFERRED:

Alternatives considered include developing sources in proximity to Village 1A; however limited well yield and poor quality prevents this alternative from being considered to support the planned development for the area including the 250 homes. Desalination to provide potable water for the size of project is not technically feasible at this time considering the project size. Surface water, reclaimed water and catchment systems are also not feasible to provide potable water for this project. Alternative action to defer the project was considered; however, the number of people on the wait list for homes continue to grow. For DHHL, the number of applicants is currently at 3,400.

D. DISCUSS WHAT IMPROVEMENTS WILL TAKE PLACE, WHEN PROJECT COMPLETED (INCLUDING BENEFITS TO BE DERIVED AND/OR DEFICIENCIES THIS PROJECT INTENDS TO CORRECT):

Improvements will include new potable well facilities, including pump station improvements, site improvements, control tanks, chlorination appurtenances, storage reservoirs, transmission line, and various valves and connection equipment. The new well is expected to provide water for Hawaiian home lands Village 1B and provide additional source for other developments, subject to the yield of the well. The well is proposed to be maintained and operated by the County of Maui and DHHL can derive credits from the development of the well above the needs in Leialii 1B. With water credits, DHHL can develop additional Hawaiian home lands in Honokowai. Needs above DHHL's water requirements could be utilized by other State agencies for affordable housing development.

E. IMPACT UPON FUTURE OPERATING REQUIREMENTS (SHOW INITIAL AND ONGOING FUNDING REQUIREMENTS BY COST ELEMENT, INCLUDING POSITION COUNT, MEANS OF FINANCING, FISCAL YEAR):

DHHL intends to enter into an agreement to allocate the potable water yield with the County of Maui Department of Water Supply. Being that the well site is on State land controlled by Department of Land and Natural Resources, a license would be provided to the County of Maui for the operations and maintenance of the well site. The County of Maui would provide the ongoing operations and maintenance at the County of Maui's cost and users will be charged County of Maui water rates for use. The on-going costs for operations and any new equipment will be the responsibility of the County of Maui.

F. ADDITIONAL INFORMATION:

None.

North Kona Water System – Kealakehe Well No. 1 (State Well No. 4057-04)

B. Identification of Need and Evaluation of Existing Solution:

The new well will enhance DWS' ultimate strategy to develop high aquifer sources and decrease the County of Hawaii Department of Water Supply's (DWS) reliance on the Kahaluu Shaft as a major source of potable water for the North Kona area. The water quality of the Kahaluu Shaft has been degrading, becoming saline due to increased demand associated with regional growth, and there is a need to locate and develop replacement source(s). The anticipated well capacity is between 1.0 to 1.5 million gallons per day. The location of the well will also be the most cost effective solution to strengthen the DWS regional system strategy as it would preclude the necessity of a storage tank. The well will transmit potable water to the existing Honokohau 1.0 Million-Gallon Tank (Elevation = 1703) and from there feed directly into the existing DWS North Kona distribution system.

This new well will provide potable water to the general public and result in the following benefits to the State's interests:

- 1) Provide water to complete DHHL's development of its Village 4 Subdivision of the Villages of Laiopua. This subdivision, designed for 245 single-family lots, is currently short of the needed water allocations to allow full build-out by 22 water units.
- 2) Enable DHHL to pursue development of the majority of its Kealakehe holdings including Villages 2, 1, 6 and 7 as well as parcels earmarked for commercial use north of Kealakehe Parkway.
- 3) Enable development of Villages 2, 1, 6 and 7 could provide over 600 new residential homestead leases.
- 4) Allow Laiopua 2020, a non-profit entity, to complete the development of parcels identified by Tax Map Keys: (3) 7-4-021: 2, 3 and 23, which it is leasing from DHHL. Laiopua 2020 is pursuing development of a community center and a supporting commercial component which will provide educational, cultural, medical and social programs for the larger community which currently are not available in the immediate vicinity.

C. Alternatives Considered and Impact if Project is Deferred:

Alternatives considered included the development of wells at other sites in North Kona, however, the Kealakehe Well is permitted and is the closest to the projects mentioned in Item B. Furthermore, the well site, which is currently owned by the Hawaii County Department of Water Supply, is in close proximity to the existing Honokohau 1.0 Million-gallon tank which the well can fill thereby eliminating the need for a new storage reservoir.

Developing wells at other, and further sites, will increase the project cost by requiring land acquisition and easements, new tank reservoirs at those well sites, additional transmission main lengths to convey the water to the vicinity of Kealakehe, and onerous traffic control requirements along the narrow Mamalahoa Highway existing corridor. The installation of new transmission mains on Mamalahoa Highway will also result in significant inconvenience to the public during construction.

Action to defer the project will delay DWS in its ability to decrease (and eliminate) reliance on the Kahaluu Shaft that has diminished water quality. Deferral will also impact DHHL's fiduciary obligation to award homestead leases to native Hawaiians by preventing DHHL from developing its Kealakehe land holdings. It will increase the cost to Laiopua 2020 of bringing educational, cultural, medical and social services to North Kona.

Department of Hawaiian Home Lands
Division Resources

Table 21

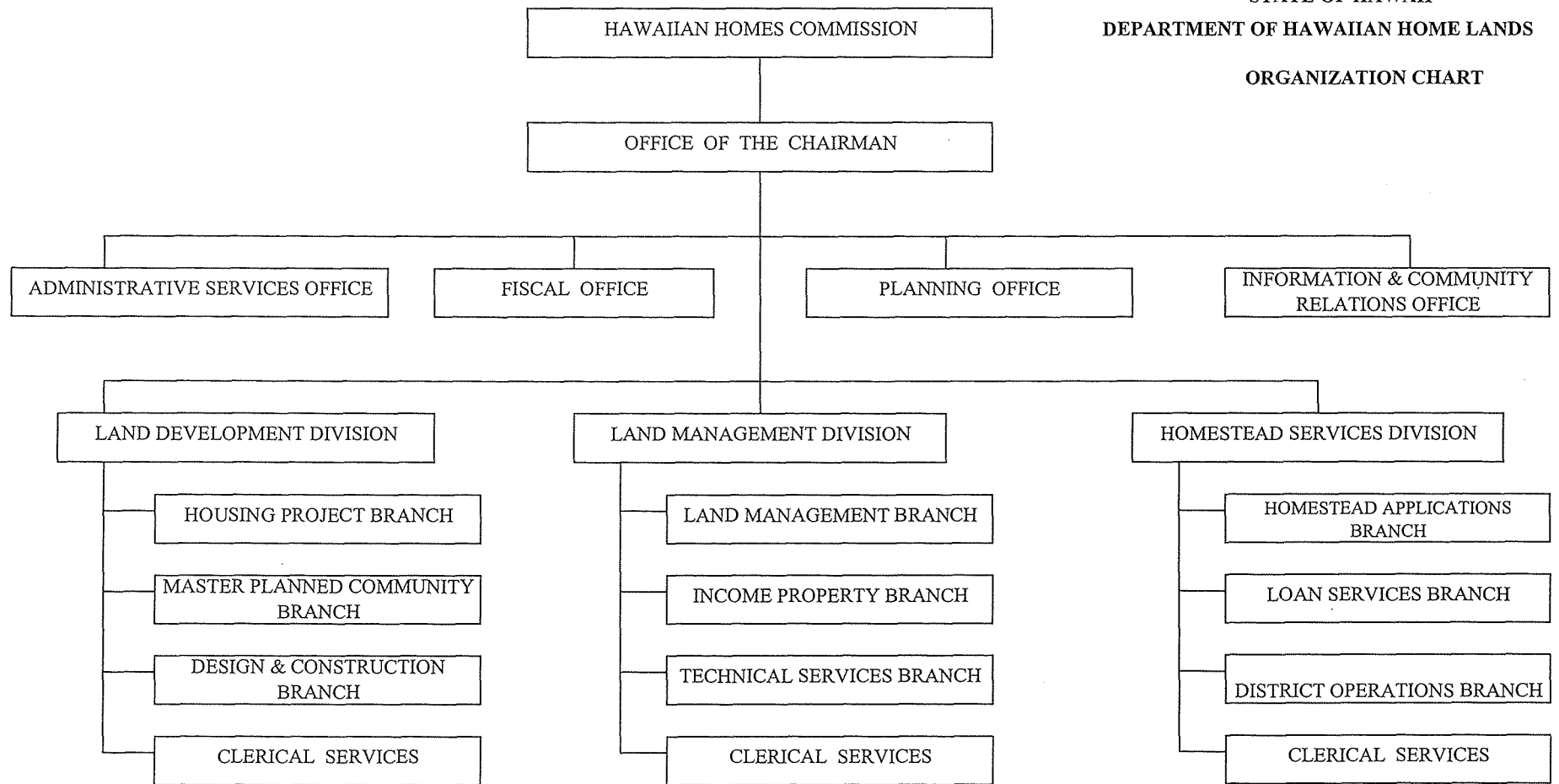
<u>Division</u>	<u>Associated Program IDs</u>				
Office of the Chairman	HHL 602				
Information and Community Relations Office	HHL 602				
Planning Office	HHL 602				
Administrative Services Office	HHL 602				
Fiscal Office	HHL 602				
Homestead Services Division	HHL 602				
Land Management Division	HHL 602				
Land Development Division	HHL 602				

Department of Hawaiian Home Lands
Organization Changes

Table 22

<u>Year of Change</u> <u>FY12/FY13</u>	<u>Page Number</u>	<u>Description of Change</u>
FY13	Page 1	Add Secretary III, Position No. 09580, SR-16, BU-03
FY13	Page 1	Add HHL Secretary III, Position No. 23719, SR-16, BU03
FY12	Page 1	Add Native American Housing Assistance and Self Determination Act of 1966 (NAHASDA) Administrator, Position No. 99002I, SR-NA (28), BU-73
FY12	Page 1	Add Native American Housing Assistance and Self Determination Act of 1966 (NAHASDA) Administrative Assistant, Position No. 99003I, SR-NA (26), BU-73
FY12	Page 1	Add Native American Housing Assistance and Self Determination Act of 1966 (NAHASDA) Compliance Specialist, SR-NA (22), Position No. 1100I
FY12	Page 1	Add HHL Clerk Typist III, Position No. 11003, SR-NA (10), BU-03
FY13	Page 1	Add HHL Land Agent/Enforcement Officer I, Position No. 99005I, SR-NA (22), BU-13
FY13	Page 2	Add HHL Clerk Typist III, Position No. 13311, SR-10, BU-63
FY13	Page 2	Add Secretary I, Position No. 22364, SR-12, BU-63
FY13	Page 3	Add Account Clerk III, Position No. 26381, SR-11, BU-03
FY13	Page 3	Add Account Clerk III, Position No. 117387, SR-11, BU-03
FY12	Page 4	Add HHL Planner V, Position No. 99004I, SR-NA (24), BU-13
FY13	Page 4	Add HHL Resource Planner, Position No. 11006, SR-NA (24), BU-13
FY13	Page 4	Add two (2) Homestead Agriculture Specialist, Position Nos. 11004 and 11005, SR-22, BU-13
FY13	Page 6	Add Mortgage Loan Assistant, Position No. 11002I, SR-NA (18), BU-03

STATE OF HAWAII
DEPARTMENT OF HAWAIIAN HOME LANDS
ORGANIZATION CHART



HAWAIIAN HOMES COMMISSION

STATE OF HAWAII
DEPARTMENT OF HAWAIIAN HOME LANDS

OFFICE OF THE CHAIRMAN

Chairman, HHC

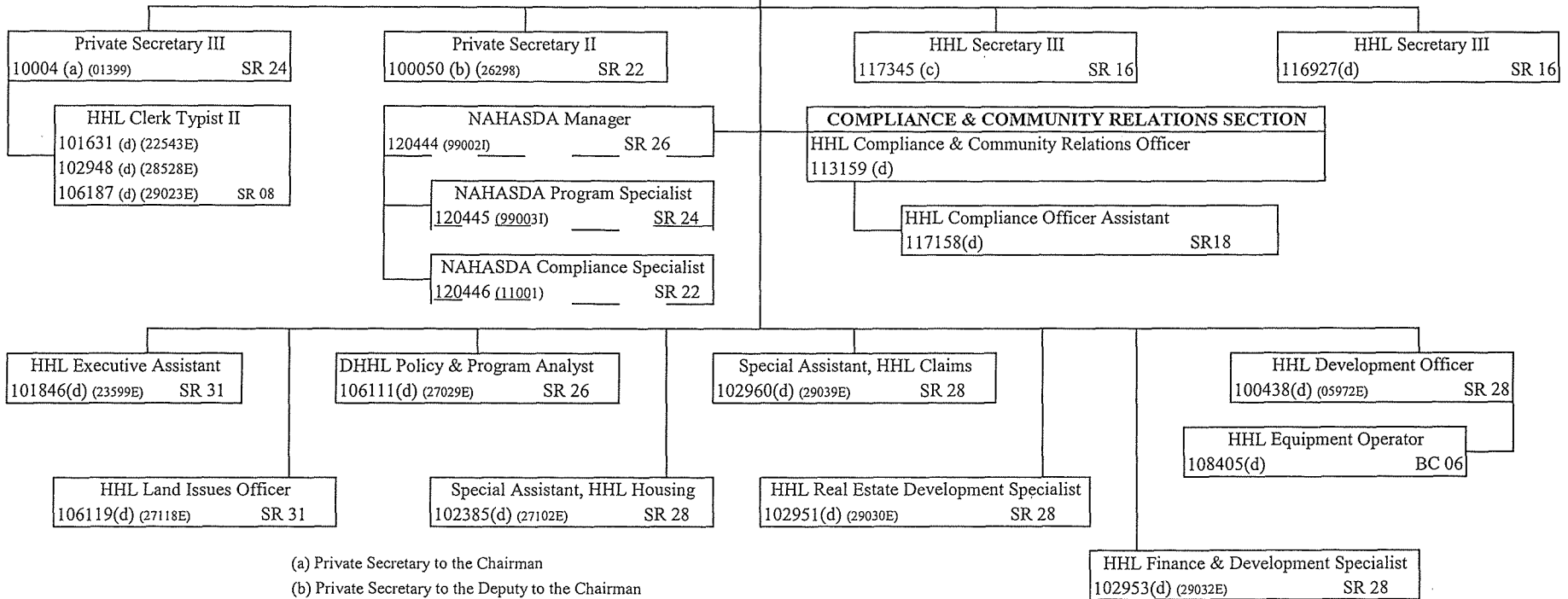
100360 (04561E) (-)

Deputy to the Chairman

100193 (00492E) (-)

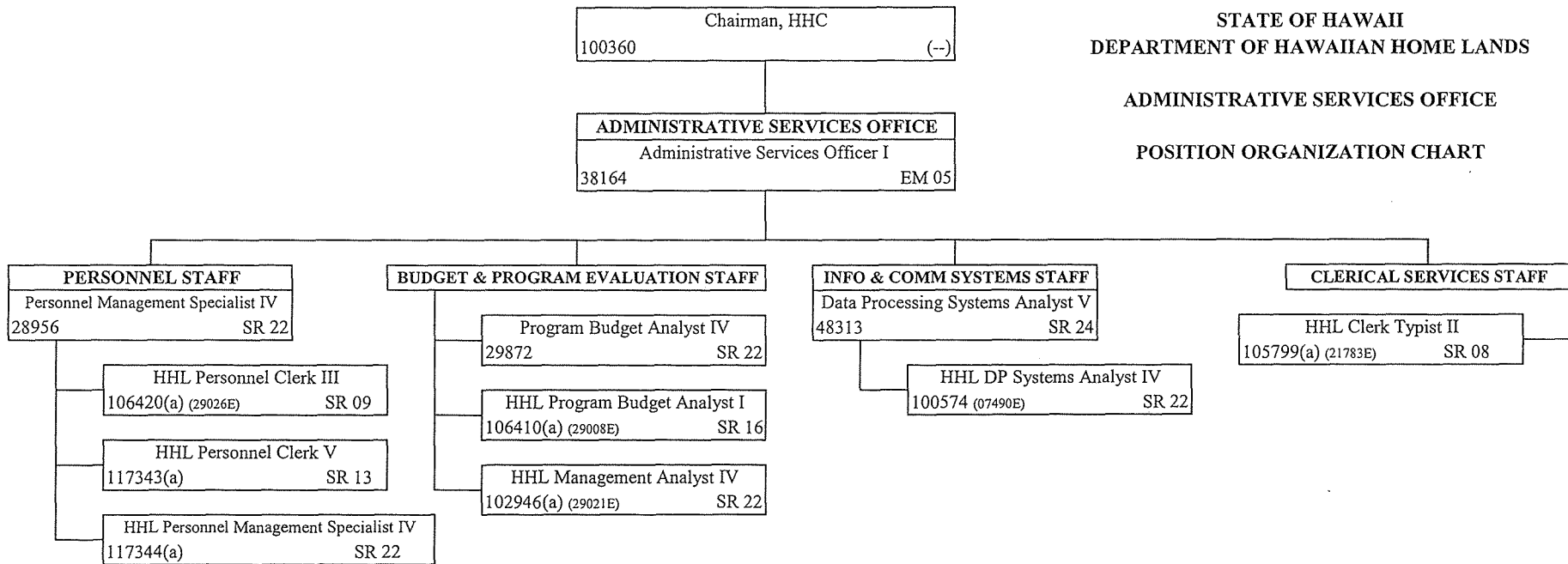
OFFICE OF THE CHAIRMAN

POSITION ORGANIZATION CHART



- (a) Private Secretary to the Chairman
- (b) Private Secretary to the Deputy to the Chairman
- (c) Secretary to the Hawaiian Homes Commission
- (d) Temporary exempt position

STATE OF HAWAII
 DEPARTMENT OF HAWAIIAN HOME LANDS
 ADMINISTRATIVE SERVICES OFFICE
 POSITION ORGANIZATION CHART

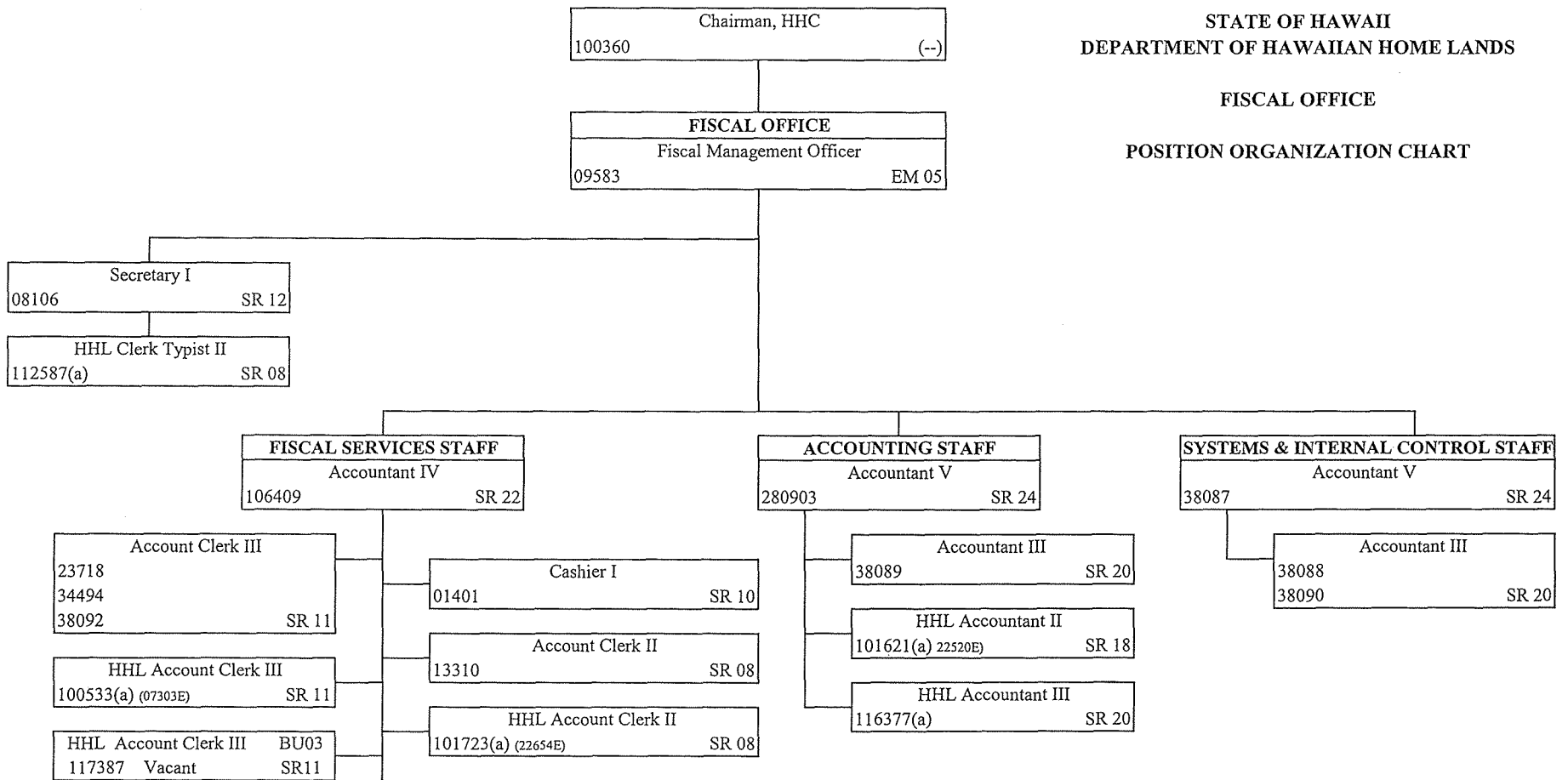


(a) Temporary exempt position

STATE OF HAWAII
DEPARTMENT OF HAWAIIAN HOME LANDS

FISCAL OFFICE

POSITION ORGANIZATION CHART

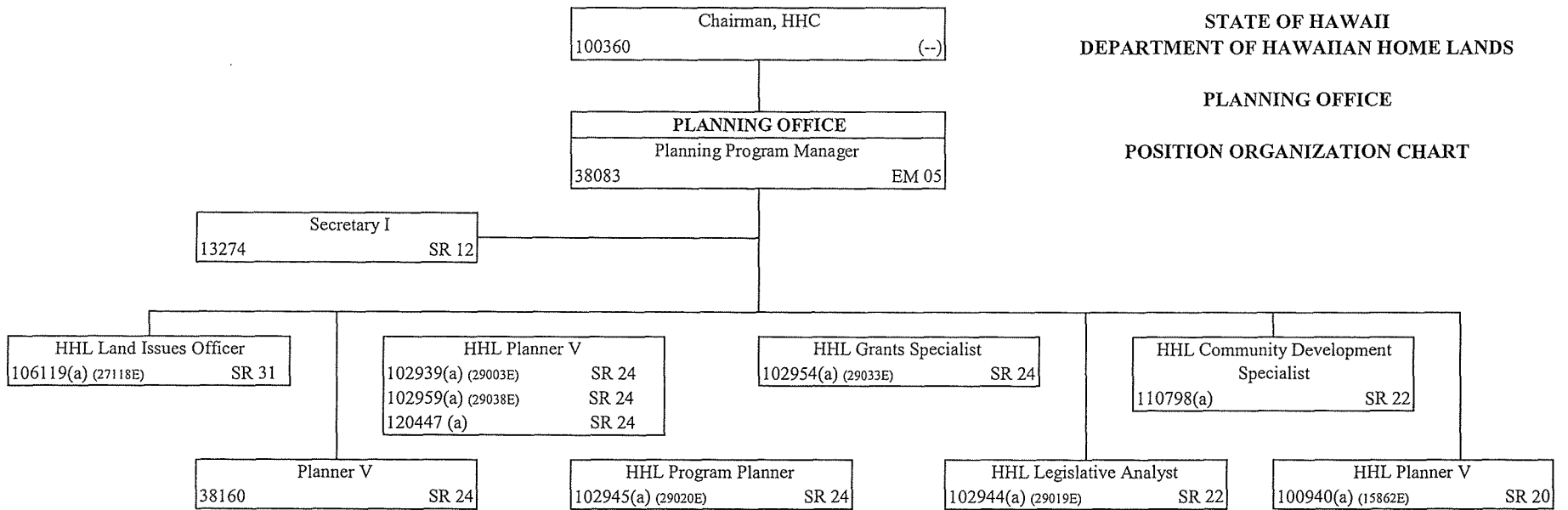


(a) Temporary exempt position

STATE OF HAWAII
DEPARTMENT OF HAWAIIAN HOME LANDS

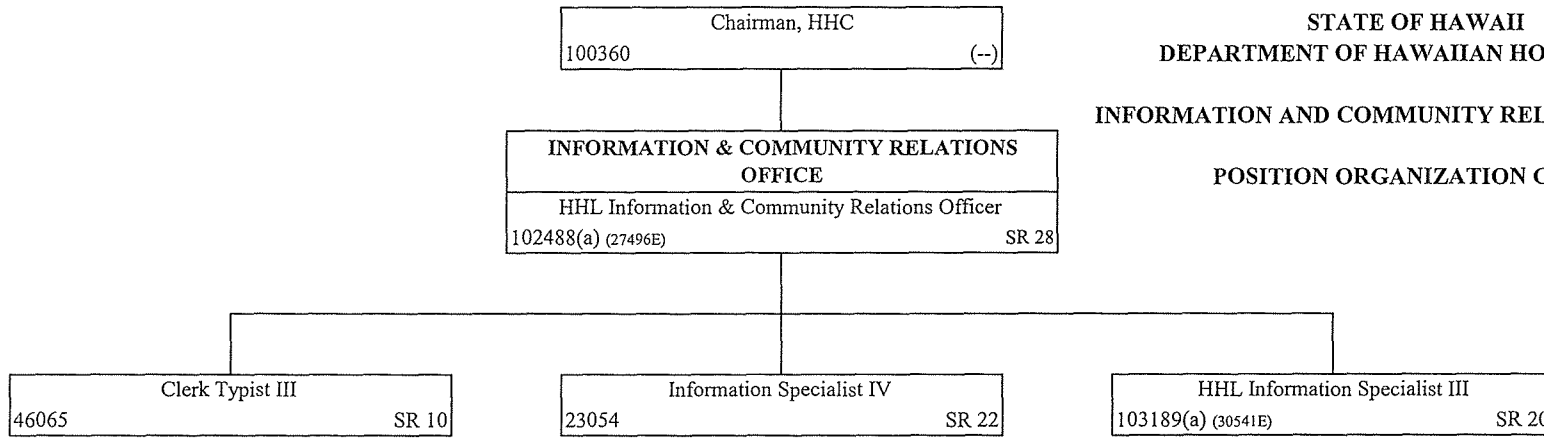
PLANNING OFFICE

POSITION ORGANIZATION CHART



(a) Temporary exempt position

STATE OF HAWAII
DEPARTMENT OF HAWAIIAN HOME LANDS
INFORMATION AND COMMUNITY RELATIONS OFFICE
POSITION ORGANIZATION CHART

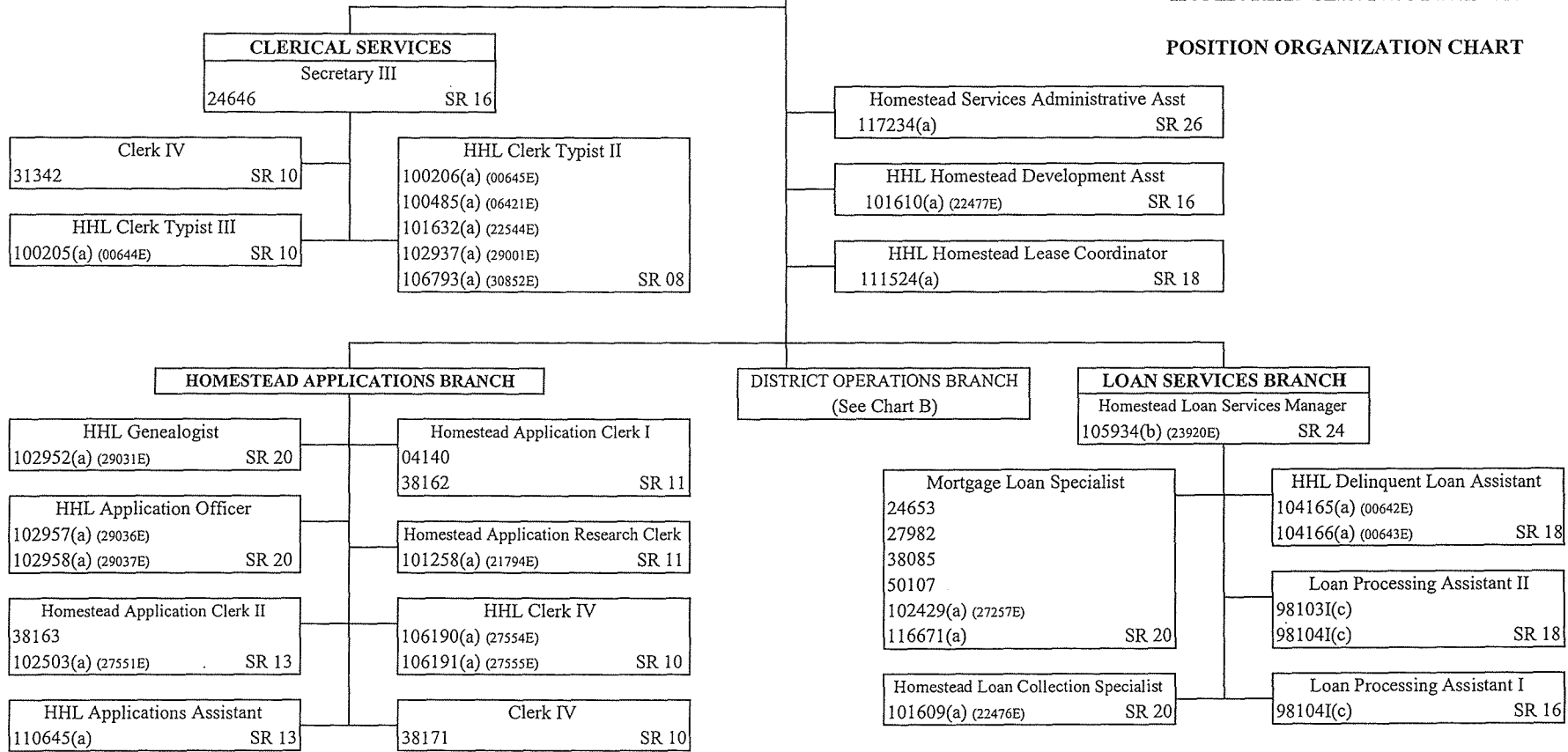


(a) Temporary exempt position

HOMESTEAD SERVICES DIVISION
 Homestead Services Administrator
 31723 EM 07

STATE OF HAWAII
 DEPARTMENT OF HAWAIIAN HOME LANDS

HOMESTEAD SERVICES DIVISION
POSITION ORGANIZATION CHART



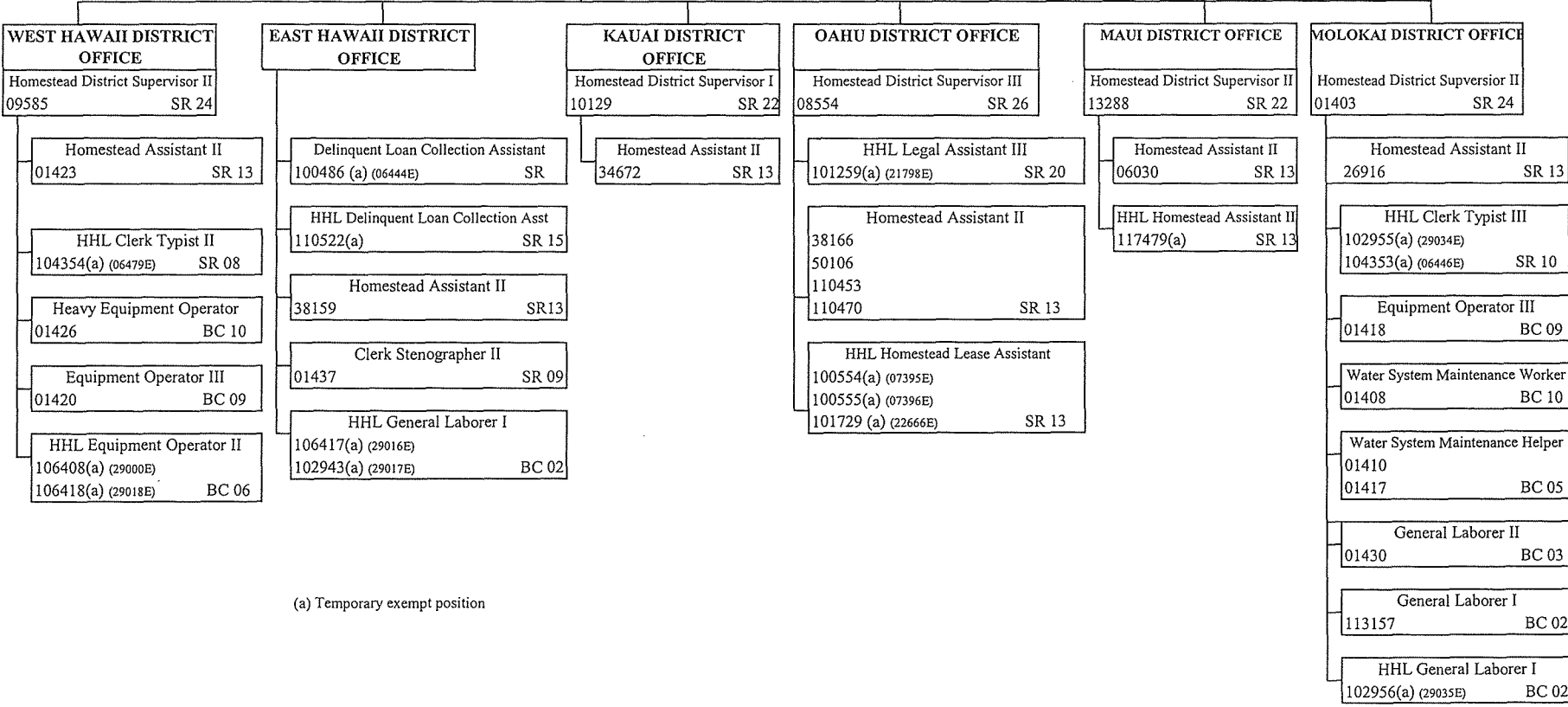
- (a) Temporary exempt position
- (b) Temporary exempt position to be abolished when permanent position authorized by Act 92, SLH 1986, is classified and filled
- (c) Authorized by Act 289, SLH 1993, but not as yet classified

STATE OF HAWAII
DEPARTMENT OF HAWAIIAN HOME LANDS

HOMESTEAD SERVICES DIVISION
DISTRICT OPERATIONS BRANCH
POSITION ORGANIZATION (CHART B)

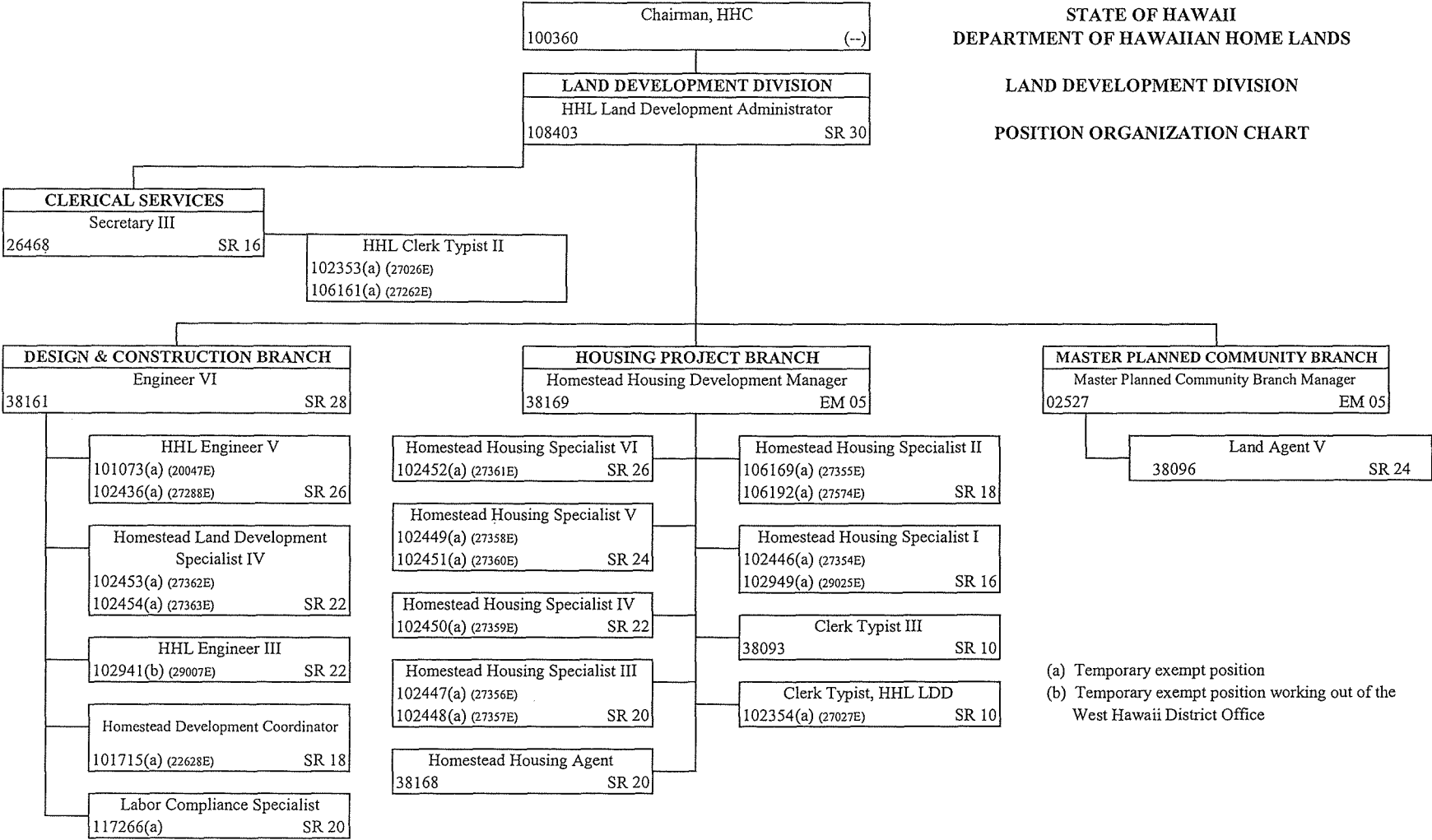
HOMESTEAD SERVICES DIVISION
Homestead Services Administrator
31723 EM 07

DISTRICT OPERATIONS BRANCH
Homestead District Operations Manager
38167 EM 05



(a) Temporary exempt position

STATE OF HAWAII
 DEPARTMENT OF HAWAIIAN HOME LANDS
 LAND DEVELOPMENT DIVISION
 POSITION ORGANIZATION CHART



(a) Temporary exempt position
 (b) Temporary exempt position working out of the West Hawaii District Office

STATE OF HAWAII
DEPARTMENT OF HAWAIIAN HOME LANDS

LAND MANAGEMENT DIVISION
POSITION ORGANIZATION CHART

Chairman, HHC
100360 (--)

LAND MANAGEMENT DIVISION
HHL Land Management Administrator
102961 SR 30

CLERICAL SERVICES
Secretary III
47860 SR 16

HHL Clerk Typist II
101630(a) (22542E) SR 08

LAND MANAGEMENT BRANCH
Supervising Land Agent
28720 SR 26

OAHU-KAUAI-MAUI SECTION
Land Agent V
38097 SR 24

HHL Land Agent IV
105800(a) (21796E)
106421(a) (29028E) SR 22

HAWAII SECTION
Land Agent V
26349 SR 24

Land Agent III
48582 SR 20

RESOURCE MANAGEMENT SECTION
HHL Resource Management Specialist (Water)
111868(a) SR 24

ENFORCEMENT SECTION
HHL Land Agent/Enforcement Officer II
102942(a) (29009E) SR 24

HHL Land Agent/Enforcement Officer I
106411(a) (29010E)
117165(a) SR 20

HHL Clerk Typist III
106110(a) (27028E) SR 10

INCOME PROPERTY BRANCH
Property Development Manager
106416(a) (29015E) SR 28

Property Development Agent
106413(a) (29012E)
106414(a) (29013E) SR 26

HHL Clerk Typist III
106412(a) (29011E) SR 10

TECHNICAL SERVICES BRANCH
Appraisal/Technical Services Manager
106415(a) (29014E) SR 28

HHL Land Agent V
100356(a) (04499E) SR 24

Land Agent IV
38098 SR 22

HHL Legal Assistant III
101260(a) (21799E) SR 20

(a) Temporary exempt position



STATE OF HAWAII
DEPARTMENT OF ACCOUNTING AND GENERAL SERVICES
P.O. BOX 119, HONOLULU, HAWAII 96810-0119

December 29, 2011

The Honorable David Y. Ige
Chair, Senate Committee on Ways and Means
State Capitol, Room 215
Honolulu, Hawaii 96813

Dear Senator Ige :


We are transmitting the requested copy of written testimony for our January 6, 2012 budget briefing in response to your memorandum of December 15, 2011. Additionally, we are also emailing the PDF version to the email address noted in the briefing instructions. Members of my staff and I look forward to the opportunity to discuss our budget briefing testimony with your committee.

If you have any questions, please call me at 586-0400 or have your staff call Mr. Kerry Yoneshige of the DAGS-Administrative Services Office at 586-0696.

Sincerely,


JAN S. GOUVEIA
Acting State Comptroller

Enclosures



Department of Accounting and General Services

Mission Statement

To help agencies better serve the public by providing, at best value and with integrity: superior public facilities, expert technology solutions and services, operational support, fiscal guidance, oversight of administrative services and preservation and promotion of cultural heritage.

HOUSE COMMITTEE ON FINANCE
SENATE COMMITTEE ON WAYS AND MEANS
TESTIMONY OF THE
DEPARTMENT OF ACCOUNTING AND GENERAL SERVICES
SUPPLEMENTAL BUDGET FY 2013
January 6, 2012

Context

Since FY 2008, it has been a challenge to attain our mission critical objectives with the significant loss of positions (25% of general funded positions) as a result of fiscal action taken to address the decline in general fund revenue. Unfortunately, fiscal 2011 brought on another crisis with the March 2011 Japan Tsunami. As a result of yet another period of general fund revenue decline, hiring was suspended to lessen the projected year end deficit.

To meet our mission critical objectives, we have reviewed our operations to focus on essential activities, adjusted schedules, work locations, and assignments where allowable and feasible. Staffing our vacant positions is our immediate priority to ensure that the authorized positions we have are filled allowing us to operate at maximum operational capacity. Until the United Public Workers (UPW) labor contract was ratified, we refrained from filling our UPW vacancies to ensure our programs would be able to fund these positions in light of the 5% labor savings restriction. As the State economy suffered another setback from the effects of the March 2011 Japan tsunami, hiring was suspended between April and July of fiscal year 2011. In September 2011, the Governor delegated authority to fill positions to department heads and we have subsequently been aggressively pursuing the filling of our vacant positions. We are now faced with another challenge as the Department of Human Resources Development (DHRD) struggles to recruit applicants for departments. DHRD themselves, suffered significant loss of staff as a result of the reduction in force in 2009 which results in the current backlog for recruitment. As a result, of the 751 authorized positions (including 76 CIP funded), 140 or 20.3% are vacant at November 30, 2011.

For fiscal year 2012, 11 general funded positions were restored in the Information Communication Services Division (ICSD), but the division continues to be our largest challenge. The 11 positions restored represents 15% of the 74 (69 permanent and 5 temporary) positions or 36% of the staff which were lost in the reduction in force and abolishment of vacant positions in FY 10 and FY 11. Sustaining production capabilities with the loss of staff has been challenging and problems continue to rapidly become crisis. Staffing is not the only challenge facing ICSD, critical upgrades in hardware and software to migrate to newer technologies and more efficient equipment have not been done due to a lack of funding and as a result, the State's data processing capabilities are inadequate to leverage the benefits of the new technologies and are operating in an unstable computing environment.

On the flip side, the long term picture in the information processing area is bright. Fiscal year 2012 authorized the establishment of the Chief Information Officer (CIO) position and office which are attached to the department. In July 2011, the CIO's office was started with the hiring of the State's first

CIO. Subsequently, the CIO's office, the Office of Information Management and Technology (OIMT) has issued a report outlining the current level of resources and issues faced by the State's information technology offices. This is the foundation step in the determining the "gap" between where we are now and where we want to be in terms of both technology and business processes. In this regard, the executive supplemental budget has four (4) general funded requests from the OIMT totaling \$10.4 million which address business process and IT/IRM reengineering (\$5million), IT integration pilot projects (\$1.8 million), IT integration pilot project on digital archives (\$175,000) and technology triage initiatives to ensure operation of current mission critical systems (\$3.4 million). To address the archaic processes and aging hardware, the executive budget contains a \$15 million CIP request from the OIMT to commence the planning phase of the implementation of a statewide financial system to reengineer and transform the statewide financial management process. This project will utilize an enterprise resource planning system (ERP) architecture which will support integrated statewide financial activities. Additionally, the outcome of this phase will include the procurement requirements for the phase (development of solicitation document (s)) in the fiscal 2013 – 2015 biennium.

Outside of the CIO's requests, the department's general fund requests are a reduction of \$2.5 million from labor savings and program review initiatives, request for \$215,000 for restoration of artists in schools program (offsets reduction in program review initiative), request for \$175,000 to transfer staff (3) and related current expense budget for Washington Place to the department from the Office of the Governor and \$80,000 to hire CPAs to assist in the preparation of the CAFR.

The executive supplemental CIP budget of \$41 million, including the \$15 million CIO initiative previously mentioned contains three items, additional \$17 million for the Kamamalu Building (total \$33 million in the biennium), \$8 million to reseal the 5th floor of the State Capitol, and \$1 million to update the Capitol District plan to reduce leased space and consolidate department personnel to increase departmental efficiency and productivity while lowering costs (leasing expense).

As the economic recovery continues to be modest, we understand that the business as usual model is not affordable and realistic and we must invest in the future to leverage technology for the benefit of our citizens and employees. Our budget requests reflect that through the investment to achieve the New Day objectives.

Chair Oshiro and Chair Ige, my staff and I are available to answer any questions you and your committee members may have concerning our programs and the materials submitted for this hearing.

**HOUSE COMMITTEE ON FINANCE
SENATE COMMITTEE ON WAYS AND MEANS
SUPPLEMENTAL BUDGET FOR FY 2013**

**TESTIMONY OF THE
DEPARTMENT OF ACCOUNTING AND GENERAL SERVICES
January 6, 2012**

Alternatives Considered

Our actions in the following areas are as follows:

1. Generating additional revenue for the state;

No action has been taken in this area because a significant amount of the operations of the department provide support for other executive branch agencies.

2. Shifting general funded costs operational costs to non general funds;

In previous years, we have converted all general funded staff in the Risk Management Office (AGS 203) and the State Foundation on Culture and the Arts to non general funded.

For the supplemental year, we have two requests which would eliminate general funded budget of the State Foundation on Culture and the Arts (AGS 881) of \$721,048 (net of program requests to eliminate \$936,332 and restore \$215,284) and replace it with \$721,048 from the Tourism Special Fund (the Fund). The Fund's revenue is from the Transient Accommodations Tax (TAT).

3. Consolidation or elimination of programs within your department; and

Our current assessment is that none of our programs should be eliminated. However, our managers do review our program activities to eliminate non mission critical functions.

4. Reduction of services.

Since fiscal year 2008 and the reduction of 25% of our general funded staff, our managers were forced to and continue to look for areas to reduce or eliminate services to allow us to focus and attain our core mission. As an example, in many of our state office

buildings, trash is not collected daily except for the restrooms. This reduction in service does not present a health issue and increases the utilization of our custodial staff.

Department of Accounting and General Services
Department-Wide Budget Summary

Fiscal Year 2012				
Act 164/11 Appropriation	Restriction	Emergency Appropriation	Total FY12	MOF
\$ 66,068,142.00		\$ 1,725,000.00	\$ 67,793,142.00	A
\$ 27,292,741.00	\$ (136,225.00)		\$ 27,156,516.00	B
\$ 8,780,650.00	\$ (10,194.00)		\$ 8,770,456.00	N
			\$ -	R
			\$ -	S
\$ 1,165,925.00	\$ (26,535.00)		\$ 1,139,390.00	T
\$ 12,468,171.00	\$ (6,430.00)		\$ 12,461,741.00	U
			\$ -	V
\$ 36,989,950.00	\$ (105,481.00)		\$ 36,884,469.00	W
			\$ -	X
\$ 152,765,579.00	\$ (284,865.00)	\$ 1,725,000.00	\$ 154,205,714.00	Total
Fiscal Year 2013				
Act 164/11 Appropriation	Reductions	Additions	Total FY13	MOF
\$ 66,653,933.00	\$ (3,180,550.00)	\$ 10,911,509.00	\$ 74,384,892.00	A
\$ 22,308,347.00	\$ (145,525.00)		\$ 22,162,822.00	B
\$ 8,780,650.00	\$ (10,887.00)		\$ 8,769,763.00	N
			\$ -	R
			\$ -	S
\$ 4,740,925.00	\$ (28,443.00)		\$ 4,712,482.00	T
\$ 12,468,171.00	\$ (846,992.00)	\$ 1,936,482.00	\$ 13,557,661.00	U
			\$ -	V
\$ 36,989,950.00	\$ (112,013.00)		\$ 36,877,937.00	W
			\$ -	X
\$ 151,941,976.00	\$ (4,324,410.00)	\$ 12,847,991.00	\$ 160,465,557.00	Total

Department of Accounting and General Services
Priority List of Functions

Table 2

Priority #	Description of Function	Activities	Prog ID(s)	Statutory Reference (HRS, PL, etc.)
1	AGS-221, Public Works-Planning, Design and Construction			
	Public Works Division is a centralized agency that plans, coordinates, organizes, directs, and controls a statewide program of engineering, architectural, and construction services including land acquisition, planning, designing, project management, construction management and inspection, quality assurance, contracting and equipping facilities for State and other agencies.	<ul style="list-style-type: none"> a. As the designated expending agency for government agencies, oversees project management from beginning to end for government projects. b. Work in conjunction with the Central Services Division on the repair and maintenance of DAGS government buildings and structures. c. Management of Public Works functions. d. Provides architectural and engineering technical services in response to requests to investigate and evaluate safety of buildings and improvements damaged by natural disasters and other emergencies. e. Provides support to the mission of the Department by directing the expenditure of Capital Improvement Funds and operating funds released to the Department for projects. f. Provides support to the mission of the Department by representing the Comptroller at various functions, ceremonies and public hearings on matters concerning public improvements. 	AGS-221	HRS 26-6

Department of Accounting and General Services
Priority List of Functions

Table 2

Priority #	Description of Function	Activities	Prog ID(s)	Statutory Reference (HRS, PL, etc.)
		<p>g. Provides emergency support to the state and other agencies under ESF3 for damage assessments and debris management following a natural or man-made disaster.</p> <p>h. Work in conjunction with the Central Services Division to support the Governor's energy efficiency initiatives through the implementation of Energy Savings Performance Contracting on DAGS and other government buildings and structures.</p> <p>i. Provides various staff services to the Division Chief and to the division as a whole including general management assistance; operating budget preparation and execution; financial management; personnel, training; public information; property, supplies, records and internal management of documents; obtaining project funding and providing current and final project costs; project tracking; contracts preparation and processing; and call for tenders.</p> <p>j. Provides engineering and architectural technical administrative support services during the planning, design, construction, and post construction phases of projects. Implements and coordinates professional services selection and evaluation process.</p>		

Department of Accounting and General Services
Priority List of Functions

Table 2

Priority #	Description of Function	Activities	Prog ID(s)	Statutory Reference (HRS, PL, etc.)
		<p>k. Provides land acquisition coordination and planning services for public physical facilities; formulates and implements the Departments' CIP budget requests; reviews and assigns office space in State facilities; conducts environmental and other studies; and prepares investigative reports, as directed.</p> <p>l. Administers, implements, and manages professional services contracts for planning, design, and construction projects utilizing CIP appropriations, operating funds and other sources of funds. Projects include new construction; renovations; repairs and alterations to existing structures; furniture and equipment acquisitions for public buildings; and other improvements for the Executive, Legislative, and Judicial branches of State government. By agreement, projects may also include projects for Federal and County governments and other entities.</p> <p>m. Administers and manages projects under construction in accordance with construction contracts and prescribed construction practices by inspecting work in progress and work completed, directing and controlling changes, and the accepted and closing of projects. Coordinates the delivery and installation of furniture and equipment for projects.</p>		
2	AGS-102, Expenditure Examination			
	Review voucher claims, payroll claims, and contract documents; disbursement of vendor and payroll checks and related documents; and filing and maintenance of documents.	<p>a. Examines contracts for compliance with State laws, rules, etc.</p> <p>b. Issues paychecks on a timely basis.</p> <p>c. Issues checks (Non-Payroll) on a timely basis.</p> <p>d. Prepares and transmits electronic payments.</p>	AGS-102	HRS 26-6, HRS 40-01, HRS 40-03, HRS 40-10, HRS 40-53, HRS 40-54, HRS 40-56, HRS 40-57, HRS 40-58, and HRS 40-68

Department of Accounting and General Services
Priority List of Functions

Table 2

Priority #	Description of Function	Activities	Prog ID(s)	Statutory Reference (HRS, PL, etc.)
3	AGS-103, Recording and Reporting			
	Process and record financial transactions and report the results of financial transactions posted.	a. Review, process, and record financial transactions. b. Prepare and issue statewide financial reports.	AGS-103	HRS 26-6, HRS 40-01, HRS 40-03, HRS 40-04, and HRS 40-05
4	AGS-111, Archives-Records Management			
	Acquire, preserve and provide access to the permanent and historical records of state government. Also provide records management services including records retention scheduling; provide warehousing of non-current records; and provide storage of master microfilm.	a. Acquire, preserve, and provide access to the permanent and historical records of state government. b. Provide records management services including records retention scheduling; provide warehousing of non-current records; and provide storage of master microfilm.	AGS-111	HRS 26-6, HRS 94
5	AGS-211, Land Survey			
	Performs field and office land survey work statewide for various Government Agencies. Reviews and signs all Return of the State Land Surveyor form prepared for each Land Court Application map referred to the Division. Prepares detailed report for the State Attorney General for all Quiet Title Action suits in which the State of Hawaii is a Defendant. Also appears as expert witness on land litigations in which State is a party. Reviews all shoreline maps prepared by Government or private registered land surveyor submitted to the State for certification. Serves as official depository of all Government Survey Registered Maps and other historic maps, field books, calculations and other survey information. Furnishes blue-line copies of all subdivisions and boundary survey maps, copies of survey descriptions and other map products, including File Plan and Land Court maps to Government agencies, private organizations or individuals.	a. Conducts extensive research for all Quiet Title Actions in which the State is cited as defendant. Compiles information including copies of deeds, old reference maps for possible use in Court. Also appears as expert witness in Court litigations involving State lands or interests. b. For subdivisions of Land Court lands, complete mathematical checks of areas, closures, curve computations are performed. All encumbrances affecting the newly created lots are checked with the owner's certificate of title. All newly created lots are checked for proper legal access to an existing government road. c. For all File Plan maps, all mathematical calculations are checked and land titles, ownership of land, names of adjoining property owners are checked and verified before the map is accepted for recordation at the Bureau of Conveyances. Official copies of these approved File Plans and the computations for each are kept on file.	AGS-211	HRS 26-6, HRS 107-3, HRS 501, HRS 502, and HRS 205A

Department of Accounting and General Services
Priority List of Functions

Table 2

Priority #	Description of Function	Activities	Prog ID(s)	Statutory Reference (HRS, PL, etc.)
		<p>d. Prepares, furnishes and maintains maps and descriptions of public lands required by State agencies for the issuance of Governor's Executive Orders, general leases, grants of easements as well as the sale of government lands or purchase of private lands for public purposes.</p> <p>e. Review Shoreline maps prepared by private or government Licensed Professional Land Surveyors submitted to the State of Hawaii for certification. Personal visits to the site may be necessary when controversy is encountered. Submits recommendation to the Chairperson of the Board of Land and Natural Resources.</p> <p>f. Serves as official depository of all Government Survey Registered Maps and other historic maps, field books, calculations and other survey information.</p>		
		<p>g. Furnishes copies of all subdivisions and boundary survey maps, copies of survey descriptions and other map products, including File Plan and Land Court maps to Government agencies, private organizations and individuals.</p> <p>h. Performs preliminary field survey work to set the boundaries of various government parcels and places permanent markers on the boundary corners.</p> <p>i. Performs the field check of all original Land Court Applications transmitted to the Division by the Land Court.</p> <p>j. Provides maps and descriptions of Hawaiian Home Lands statewide. Provides field survey services when possible.</p> <p>k. Provides topographic and boundary surveys for schools and other public projects requested by State agencies.</p>		

Department of Accounting and General Services
Priority List of Functions

Table 2

Priority #	Description of Function	Activities	Prog ID(s)	Statutory Reference (HRS, PL, etc.)
6	AGS-104, Internal Post Audit			
	To achieve complete compliance with the State Comptroller's established accounting procedures and internal controls by the State's executive departments and agencies through financial and compliance audits.	<ul style="list-style-type: none"> a. Annual audits required by statute or external mandate. b. Annual audits by request. c. State department and agency requests with urgent needs. d. Audits of other departments and agencies not requiring annual audits but scheduled on a cyclical basis. 	AGS-104	HRS 26-6, HRS 40-2, HRS 40-7, HRS 40-83, HRS 560:3-1214
7	AGS-131, Office of Information Management and Technology - Chief Information Officer Program			
	Develop statewide information technology strategic plans, as well as organize, manage, and oversee statewide information technology governance and supervision and oversight of the Information and Communication Services Division.	<ul style="list-style-type: none"> a. Develop, implement, and manage statewide technology governance. b. Develop, implement, and manage the State information technology strategic plans. c. Develop and implement statewide technology standards. d. Chair and work in conjunction with the Information Technology Steering Committee to: 1) develop and implement State information technology strategic plans; 2) Assess executive branch departments progress in meeting objectives defined in the state information technology strategic plans and identify best practices for shared or consolidated services; 3) Ensure 	AGS-131 New ID to be assigned next biennium	HRS 27-43

Department of Accounting and General Services
Priority List of Functions

Table 2

Priority #	Description of Function	Activities	Prog ID(s)	Statutory Reference (HRS, PL, etc.)
		technology projects are selected based on their potential impact and risk to the State as well as their strategic value; 4) Ensure that executive branch departments maintain sufficient tools to assess the value and benefits of technology initiatives; and 5) Clarify the roles, responsibilities, and authority of the Information and Communication Services Division specifically as it relates to statewide duties.		
7	AGS-131, Information Processing & Communication Services			
	Plans, coordinates, organizes , directs, and administers the statewide information processing and telecommunications services and programs, and establishes and operates an overall program for improving government efficiency and effectiveness through telecommunications and information processing technologies.	<p>a. Administers, supports, and hosts State agency computing systems such as: Welfare, Child Support and Enforcement, General Excise & Income Tax, Unemployment Insurance Benefits, State Bureau of Conveyances, and Criminal Justice Information at the State's Data Center.</p> <p>b. Prints and accounts for over 10,000 checks and warrants and over 42,500 pages of reports per day for agencies statewide.</p> <p>c. Develops and operates the statewide Anuenue emergency first responder communications network and the statewide Next Generation Network (NGN) and HAWAIIAN data communications networks.</p> <p>d. Develops and maintains mission critical information processing applications such as State Employee Payroll, FAMIS, Warrant Writer & Reconciliation, Professional Licensing, Labor</p>	AGS-131	HRS 26-6

Department of Accounting and General Services
Priority List of Functions

Table 2

<u>Priority #</u>	<u>Description of Function</u>	<u>Activities</u>	<u>Prog ID(s)</u>	<u>Statutory Reference</u> (HRS, PL, etc.)
		Unemployment, Personnel Systems, Jury Payroll, and Campaign Spending. e. Reviews all executive branch computing and telecommunications referrals/requests. f. Manages and schedules the statewide networked video conference centers. g. Provides cyber security consulting and alerts to all State and county agencies. h. Hosts e-mail, Blackberry, and Anti-spam for 65% of the Executive Branch. i. Hosts, develops, and supports 90 URLs (uniform resource locator) for state agencies.		
		j. Develops and executes Statewide telecommunications contracts. k. Assists agencies during audits to ensure compliance with IRS Publication 1075-Tax Information security guidelines and undergoes annual Statement on Standards for Attestation Engagements (SSAE) No. 16 audits.		

Department of Accounting and General Services
Priority List of Functions

Table 2

Priority #	Description of Function	Activities	Prog ID(s)	Statutory Reference (HRS, PL, etc.)
8	AGS-240, State Procurement			
	Coordinates, plans and develops statewide procurement procedures, standards, and guidelines to ensure compliance with all procurement statutes, rules, directives and policies. Assists in statewide planning to implement procurement goals and objectives for all governmental agencies. Establishes and amends policies, procedures, and administrative rules to maintain a highly ethical and professional procurement program. Develops and administers a statewide educational orientation and training program for purchasing personnel, provider organizations, and all other interested parties. Procures or supervises the procurement of all goods, services, and construction. Issues and manages statewide contracts for use by State and county agencies. Manages the centralized statewide Fixed Asset and Inventory System, a computerized property inventory records system. Supports the accountability, financial reporting and risk analysis for State-owned properties.	<p>a. Plans organizes, directs, and coordinates the various procurement, surplus property and inventory management activities within its powers under Chapters 103D and 103F, HRS.</p> <p>b. Develops rules and procedures to implement the requirements of the Hawaii Public Procurement Code and the Purchases of Health and Human Services statute for all governmental bodies of the State, including the several counties. Provides procurement training, administers the Hawaii Electronic Procurement System and manages website services. Provides assistance to small businesses and maintains various preferences.</p> <p>c. Procures or supervises the procurement of goods, services, and construction. Provides consulting services and technical guidance. Administers and manages the statewide purchasing card program. Manages the statewide process for procuring health and human services.</p>	AGS-240	HRS 103D-203, HRS 103D-205, HRS 103D-206, and HRS 103F-301
		<p>d. Consolidates, quality controls and reports inventory data to prepare the State of Hawaii's financial statements. Manages and maintains the centralized statewide excess State property listing. Maintains the transfer of property document file to confirm and verify the transferring of property between State agencies. Advises agencies on the inventory management of State-owned, Federal-owned, contract and donated property. Conducts field reviews of State agencies to test the accuracy of their inventory and ensure compliance to policies and procedures pertaining to the inventory management of State property.</p>		HRS 103D-1203 and HRS 103D-1204

Department of Accounting and General Services
Priority List of Functions

Table 2

Priority #	Description of Function	Activities	Prog ID(s)	<u>Statutory Reference</u> (HRS, PL, etc.)
9	AGS-901, General Administrative Services			
	Comptroller's Office/District Offices - Under the general direction of the Governor of the State of Hawaii, plans, directs and coordinates the various activities of the department within the scope of laws and established policies and regulations.	Provides administrative and management oversight of the department.	AGS-901	HRS 26-6
	Administrative Services Office - Provides the department with internal management, fiscal and office services and administers the statewide Risk Management Program. Provides general internal management assistance to the Comptroller in exercising responsibilities as executive of the department, including staff studies, reviews, and reports on organizational structures, work processes, procedures, and policies established for the department.	Provides budgeting, fiscal, and administrative support to the divisions, offices, and attached agencies of the department.		
	Personnel Office - Administers the personnel management program for the department to include position classification and compensation, employee relations, recruitment and evaluation, selection and placement, labor relations, employee training and development, safety, affirmative action and equal employment opportunity, personnel transactions and maintenance of personnel records.	Provides human resource management support and services to the Department's divisions, offices, and attached agencies.		
	Systems and Procedures Office - Coordinates and advises the Comptroller on all functions pertaining to computer applications, local and wide area networks. The office has the functional responsibility for the development, implementation, and maintenance of computer systems under the administrative control of the Department of Accounting and General Services; formulates information processing policies and procedures; plans, coordinates and conducts systems analysis design and computer programming by utilizing available resources to support the computer and networking needs of the department; and operates and maintains the departmental minicomputer, local and wide area networks.	Provides the department with software and hardware to meet specific business unit requirements.		

Department of Accounting and General Services
Priority List of Functions

Table 2

Priority #	Description of Function	Activities	Prog ID(s)	Statutory Reference (HRS, PL, etc.)
10	AGS-223, Office Leasing.			
	Provides centralized office leasing services to departments of the Executive Branch, as well as guidance to other government agencies. Secures functional, appropriate work space for user agencies at cost-effective lease rental rates and terms.	<ul style="list-style-type: none"> a. Assists user departments in assessing and documenting their lease space needs. b. Locates functional as well as cost effective office space. c. Negotiates technical lease terms and conditions with lessors, agents or legal representatives (to include design and construction of tenant improvements, compliance with prevailing wages, ADA requirements, hazardous materials identification, real property and conveyance tax requirements, and tax clearance compliance). d. Prepares and processes office lease documents through the Attorney General's office. e. Processes monthly lease rental payments to lessors, and prepares billings for lease rent reimbursements from user departments. f. Provides lease administration over all office leases 	AGS-223	HRS 26-6, HRS 171-30
		<ul style="list-style-type: none"> and municipal financing leases. g. Where appropriate, lease office space in DAGS controlled facilities to the public sector, and pursue approval through the DLNR, Board of Land and Natural Resources. 		
11	AGS-203, State Risk Management & Insurance Administration			
	Protects the State against catastrophic losses and minimize the total cost of insuring risk and operates a comprehensive risk management and insurance program.	<ul style="list-style-type: none"> a. Purchase property, liability, and crime insurance based on analysis of premium cost (including deductible limits) relative to funds available in the State Risk Management Revolving Fund. b. Review and update as necessary the basis and information for the Risk Management Cost Allocation. c. Investigate, negotiate, and settle tort and auto claims and incidents reported. d. Initiate and resolve property and liability claims with insurance companies. 	AGS-203	HRS 26-6, HRS 41D

Department of Accounting and General Services
Priority List of Functions

Table 2

Priority #	Description of Function	Activities	Prog ID(s)	Statutory Reference (HRS, PL, etc.)
12	AGS-251, Automotive Management-Motor Pool			
	Operates a centralized motor pool for the state by purchasing, renting, maintaining, and repairing vehicles for various agencies. Provides vehicle maintenance, repair and fueling services for non-pool state vehicles.	Utilization and maintenance of existing fleet and outside purchase of repair service for non-motor pool vehicles.	AGS-251	HRS 26-6(a)(4)
13	AGS-252, Automotive Management-Parking Control			
	Operates and maintains parking facilities; controls and enforces parking rules and regulations; issues parking violation citations; operates and maintains parking meters and gate control equipment; collects money from meters and attendant controlled lots; directs and controls traffic in/out and within parking facilities; and provides first responder security patrols of parking facilities.	a. Collection of parking fees. b. Maintain parking facilities so that they are safe and clean.	AGS-252	HAR 3-30
14	AGS-244, Surplus Property Management			
	Manages, coordinates and maintains the acquisition, storage, transfer and distribution of Federal and State surplus personal property. Promotes the acquisition and distribution of surplus property to eligible State and county agencies and private organizations.	a. Distributes Federal and State surplus personal property to eligible agencies and organizations. Maintains surplus property warehouse facilities for the storage of surplus property until the proper transfer, disposal or distribution processes are complete. Accounts for property and maintains records of financial transactions. Reviews applicant qualifications for eligibility and conducts compliance checks on proper utilization of property. b. Develops rules, operating policies and procedures to achieve compliance with pertinent Federal and State statutes, policies and regulations.	AGS-244	HRS 103D-1103
15	AGS-233, Central Services-Building Repairs & Alterations			
	Provides for the overall management of repair and maintenance and a preventative maintenance program for all assigned State office buildings located in the civic center and outlying areas.	a. Maintain the useful life of assigned public buildings, public libraries, health and civic centers statewide by performing minor and selected major repairs. In addition, emergency repairs are completed by immediately removing unsafe barriers or conditions. b. Other major repair work is completed through informal 3-quote, Hawaii Electronic Procurement System (HePS) or delegated to DAGS-Public Works Division.	AGS-233	HRS 26-6

Department of Accounting and General Services
Priority List of Functions

Table 2

Priority #	Description of Function	Activities	Prog ID(s)	Statutory Reference (HRS, PL, etc.)
16	AGS-231, Central Services-Custodial			
	Provides housekeeping services for assigned state buildings and centralized payment of utilities and maintenance contracts for assigned state buildings.	<ul style="list-style-type: none"> a. Provides for housekeeping/janitorial services at assigned state buildings. b. Processes payment of all utility and maintenance service contracts and other vendor payments. c. Develops and ensures compliance of various essential service contracts by monitoring mechanical systems and equipment contracts in state buildings. 	AGS-231	HRS 26-6
17	AGS-232, Central Services-Grounds Maintenance			
	Provides grounds maintenance at assigned state office buildings, libraries, civic centers, health centers, and cemeteries.	<ul style="list-style-type: none"> a. Maintain grounds surrounding state office buildings by providing a variety of grounds maintenance services- weeding, watering, chemical spraying, and grass cutting on a regular basis. b. Maintain and trim trees, palm, and coconut trees surrounding public buildings by implementing regular tree trimming schedules via contract to prevent liability. c. Collect and dispose of refuse from assigned state office buildings, libraries, civic centers, health centers, and cemeteries by picking up refuse on a regular basis. 	AGS-232	HRS 26-6
18	AGS-807, School Repairs & Maint.-Neighbor Isl. Districts			
	Provides for the overall planning and management of repair and maintenance support to school and public building facilities, and coordinates these functions with the Department of Education.	Provide a safe and conducive learning environment for the public schools on the neighbor islands by providing administrative, technical and trade related services to the Department of Education facilities.	AGS-807	HRS 26-6

Department of Accounting and General Services
Priority List of Functions

Table 2

Priority #	Description of Function	Activities	Prog ID(s)	Statutory Reference (HRS, PL, etc.)
19	AGS-101, Accounting System Development & Maintenance			
	Develops new statewide accounting systems or major enhancements to existing systems (i.e., FAMIS, Payroll System, Central Warrant Writing System, Warrant Reconciliation System, and Data Mart System) and provides related user training, conversion, implementation and post implementation support; maintains and manages existing statewide accounting systems; and establishes, maintains and manages the Statewide Accounting Manual, FAMIS Procedures Manual, and Data Mart Manual and related State Accounting Forms to provide internal control over the accounting functions of the state.	<ul style="list-style-type: none"> a. Development of new systems / modifications to existing systems. b. Maintenance / management of accounting manuals / forms. 	AGS-101	HRS 40-2 and HRS 40-6
20	AGS-891, Wireless Enhanced Board			
	The Board oversees the implementation of Wireless enhanced 911 service by wireless providers and the PSAPs by administering policies and statutes applicable to the Board; collecting assessments from the wireless phone users; and distributing funds to the PSAPs and wireless carriers to upgrade and maintain the 911 system to be able to identify and locate wireless 911 callers.	<ul style="list-style-type: none"> a. Administrative functions to attain goals and objectives of the Board. b. Surcharge collections. c. Reimbursing the Public Safety Answering Points and Wireless Service Providers. 	AGS-891	HRS 138

Department of Accounting and General Services
Priority List of Functions

Table 2

Priority #	Description of Function	Activities	Prog ID(s)	Statutory Reference (HRS, PL, etc.)
21	AGS-889, Spectator Events & Shows-Aloha Stadium			
	A special-funded program which maintains, operates, and manages the Aloha Stadium and appurtenant facilities; prescribes and collects rents, fees, and charges for the use and enjoyment of the stadium or any of its facilities; supports and assists in the promotion of Hawaii's visitor industry and socio-cultural advancement; and exercises all powers necessary, incidental or convenient to carry out and effectuate this function.	<p>a. Program planning; promotion of facilities; directs, coordinates, and controls operations and maintenance of facilities.</p> <p>b. Internal management, fiscal, budgetary, personnel, and administrative services; contract management and payroll processing; and preparing testimony and tracking legislation affecting the Stadium Authority.</p> <p>c. Directing event, scoreboard, parking, and swap meet operations.</p> <p>d. Engineering and related administrative matters and overall planning, control and coordination of the development, construction, maintenance and general services programs for the stadium, artificial field surface, and appurtenant facilities.</p> <p>e. Box Office operations to include cashiering, computerized interface with other ticketing agencies, and ticket sales activities.</p>	AGS-889	HRS 109, HRS 226-8b(1)(2) and (3) and HRS 226-23
		f. Security services; disaster and evacuation planning.		
22	AGS-881, State Foundation on Culture and the Arts			
	The State Foundation on Culture and the Arts (SFCA) mission is to promote, perpetuate, preserve, and encourage culture and the arts, history and the humanities as central to the quality of life of the people of Hawaii. The SFCA through its programs offers biennium grants to support funding for projects that preserve and further culture and the arts, history and the humanities, administers statewide public visual arts program; conducts apprenticeship program to perpetuate cultural traditions, collaborates with organizations and educational institutions on arts education projects, conducts workshops, and provides staff resources to build communities, develop nonprofit arts organizations, and bolster the careers of local artists.	<p>a. Manage and operate the SFCA Biennium Grants Program in accordance with federal partnership with the National Endowment for the Arts.</p> <p>b. Manage and operate community projects and initiatives in accordance with federal partnership with the National Endowment for the Arts.</p> <p>c. Manage and operate the Art in Public Places Program.</p> <p>d. Manage and operate the Hawaii State Art Museum.</p>	AGS-881	HRS 9 and HRS 103-8.5

Department of Accounting and General Services
Priority List of Functions

Table 2

Priority #	Description of Function	Activities	Prog ID(s)	Statutory Reference (HRS, PL, etc.)
23	AGS-818, King Kamehameha Celebration Commission			
	Coordinates, plans, and administers the annual King Kamehameha celebration throughout the State by working with State, County, and private agencies.	<p>a. To honor and perpetuate the life and deeds of King Kamehameha I and to enrich the leisure time of residents and visitors through cultural presentations during a month long statewide celebration of traditional arts, crafts, skills, customs, and lores of the various ethnic groups in Hawaii.</p> <p>b. Secure consistent funding resources to sustain program and activities.</p>	AGS-818	HRS 8-5
24	AGS-879, Office of Elections			
	The Office of Elections conducts efficient, honest, open and secure elections under federal and state laws and constitutions; provides accessible voter registration opportunities and encourages voter turnout; and develops voter education initiatives to disseminate information to the public.	<p>a. Provide voter registration services.</p> <p>b. Provide voter education services.</p> <p>c. Provide voter orientation to naturalized citizens.</p>	AGS-879	HRS 11-1.5(a), HRS 11-2(b), and HRS 11-2(d)
25	AGS-871, Campaign Spending Commission			
	The primary function of the Campaign Spending Commission is to provide transparency of campaign contributions and expenditures so we have an informed electorate and to provide integrity through review and compliance. This entails building, maintaining, and modifying web-based electronic filing systems. Other functions include: 1) Seeking compliance by candidates, committees, corporations, contributors, and those making independent expenditures through education & enforcement. Reports are reviewed, investigations are made, conciliations and complaints drafted to ensure compliance with the laws and rules; 2) Providing classes, guidebooks, advisory opinions, and answering requests for information and interpretations of the law; 3) Proposing legislation and rule changes in order to maintain transparency for the public, to assist in enforcement of statutory provisions, to increase compliance with laws; and 4) Administering the partial public funding program and the comprehensive public funding program.	<p>a. Ensure compliance with campaign finance laws by: 1) Simplifying and clarifying laws and rules; 2) Employing enforcement mechanisms such as fines, administrative proceedings, and court actions; and 3) Providing training, responding to advisory opinion requests, and answering day-to-day questions.</p> <p>b. Evaluate technological capacity regarding our three electronic filing systems to improve reporting, disclosure, access, and compliance.</p> <p>c. Execute all duties for the 2012 elections including implementation of the partial and comprehensive public funding programs.</p> <p>d. Increase candidate, committee, corporation, and public education, awareness, and access by providing training, improving web-based information, and meeting with parties.</p> <p>e. Enhance and supplement communication efforts</p>	AGS-871	HRS 11-193, HRS 11-210, 11-314, HRS 11-435, & Act 244, SLH 2008
		with candidates, committees, corporations, and the public through technology and social media applications (i.e., Facebook and Twitter).		

Department of Accounting and General Services
Resources by Program ID

Table 3

Prog ID	Program Title	MOF	As budgeted in Act 164/11 (FY12)			Governor's Submittal (FY13)			Percent Change of \$\$\$
			Pos (P)	Pos (T)	\$\$\$	Pos (P)	Pos (T)	\$\$\$	
AGS-101/CA	Acct System Development & Maintenance	A	6.00		513,981	6.00		499,348	-2.8%
AGS-102/CB	Expenditure Examination	A	16.00		1,098,527	16.00		1,074,357	-2.2%
AGS-103/CC	Recording and Reporting	A	11.00		694,124	11.00		753,395	8.5%
AGS-104/BA	Internal Post Audit	A	6.00		441,975	6.00		428,238	-3.1%
AGS-111/DA	Archives-Records Management	A	16.00		780,072	16.00	2.00	929,774	19.2%
AGS-131/EA	Info Proc and Comm Services-Administration	A	7.00		809,669	9.00	2.00	11,052,259	1265.0%
AGS-131/EB	Info Proc and Comm Services-Sys Svcs	A	12.00		2,120,034	12.00		2,117,484	-0.1%
AGS-131/EC	Info Proc and Comm Services-Prod Svcs	A	38.00		2,640,473	38.00		2,758,464	4.5%
AGS-131/ED	Info Proc and Comm Services-Tech Supp Svcs	A	16.00		1,354,703	16.00		1,319,624	-2.6%
AGS-131/EE	Info Proc and Comm Services-Client Svcs	A	25.00		1,871,655	25.00		1,817,165	-2.9%
AGS-131/EF	Info Proc and Comm Services-Telecomm	A	17.00		3,608,389	17.00		3,586,172	-0.6%
AGS-203/AD	State Risk Mgmt and Insurance Administration	A			6,987,995			5,987,995	-14.3%
AGS-211/HA	Land Survey	A	10.00		646,586	10.00		627,633	-2.9%
AGS-221/IA	Public Works-Planning, Design, and Constr	A	16.00		1,199,707	16.00		1,160,938	-3.2%
AGS-223/IB	Office Leasing	A	4.00		10,613,034	4.00		10,304,702	-2.9%
AGS-231/FA	Central Services -Custodial - Oahu	A	97.00		12,510,766	97.00		11,794,618	-5.7%
AGS-231/FB	Central Services -Custodial - Hawaii	A	9.00		908,117	9.00		898,023	-1.1%
AGS-231/FC	Central Services -Custodial - Maui	A	7.00		899,768	7.00		892,230	-0.8%
AGS-231/FD	Central Services -Custodial - Kauai	A	4.00		910,194	4.00		905,665	-0.5%
AGS-231-FW	Central Services -Custodial - Washington Place					2.00	1.00	174,084	#DIV/0!
AGS-232/FE	Central Services-Grounds Maintenance - Oahu	A	21.00		1,366,317	21.00		1,339,677	-1.9%
AGS-232/FF	Central Services-Grounds Maintenance - Hawaii	A	2.00		105,449	2.00		103,223	-2.1%
AGS-232/FG	Central Services-Grounds Maintenance - Maui	A	4.00		177,619	4.00		173,167	-2.5%
AGS-232/FH	Central Services-Grounds Maintenance - Kauai	A	-		3,549	-		3,549	0.0%
AGS-233/FK	Central Services-Bldg Rep and Alt - Oahu	A	29.00		2,499,503	29.00		2,448,660	-2.0%
AGS-233/FL	Central Services-Bldg Rep and Alt - Hawaii	A	2.00		158,247	2.00		155,263	-1.9%
AGS-233/FN	Central Services-Bldg Rep and Alt - Kauai	A	1.00		102,549	1.00		101,057	-1.5%
AGS-233FM	Central Services-Bldg Rep and Alt - Maui	A	1.00		99,835	1.00		98,343	-1.5%
AGS-240/JA	State Procurement Office	A	22.00		1,014,722	22.00		1,089,605	7.4%
AGS-807/FP	Sch Rep and Mtnce, Neighbor Isle Dist-Hawaii	A	33.00		1,857,322	33.00		1,806,747	-2.7%
AGS-807/FQ	Sch Rep and Mtnce, Neighbor Isle Dist-Maui	A	26.00		1,517,269	26.00		1,476,221	-2.7%
AGS-807/FR	Sch Rep and Mtnce, Neighbor Isle Dist-Kauai	A	19.00		1,095,815	19.00		1,065,005	-2.8%
AGS-879/OA	Office of Elections	A	17.50	12.44	1,829,581	17.50	8.44	2,603,423	42.3%
AGS-881/LA	State Foundation on Culture and the Arts	A	-		936,332	-		215,284	-77.0%
AGS-901/AA	General Administrative Services-Compt Office	A	10.00		1,142,357	10.00		1,117,268	-2.2%

Department of Accounting and General Services
Resources by Program ID

Table 3

Prog ID	Program Title	MOF	As budgeted in Act 164/11 (FY12)			Governor's Submittal (FY13)			Percent Change of \$\$\$
			Pos (P)	Pos (T)	\$\$\$	Pos (P)	Pos (T)	\$\$\$	
AGS-901/AB	General Administrative Services-ASO	A	11.00		681,078	11.00		660,547	-3.0%
AGS-901/AC	General Administrative Services-Pers Office	A	9.00		454,267	9.00		439,788	-3.2%
AGS-901/AE	General Administrative Services-Sys & Proc Off.	A	5.00		416,562	5.00		405,897	-2.6%
AGS-131-EA	Info Proc and Comm Services-Administration	B		1.00	74,410	7.00	1.00	86,944	16.8%
AGS-231/FA	Central Services -Custodial - Oahu	B			58,744			58,744	0.0%
AGS-881/LA	State Foundation on Culture and the Arts	B	15.50	1.00	4,215,466	16.50		4,175,415	-1.0%
AGS-889/MA	Spectator Events & Shows-Aloha Stadium	B	38.50	2.00	8,944,121	38.50	2.00	8,841,719	-1.1%
AGS-891/PA	Wireless Enhanced 911 Board	B			14,000,000			9,000,000	-35.7%
AGS-879/OA	Office of Elections	N	0.50	1.00	7,473,714	0.50	1.00	7,471,636	0.0%
AGS-881/LA	State Foundation on Culture and the Arts	N	5.00		1,306,936	5.00		1,298,127	-0.7%
AGS-818/KA	King Kamehameha Celebration Commission	T		1.00	57,874		1.00	55,280	-4.5%
AGS-871/NA	Campaign Spending Commission	T	5.00		1,108,051	5.00		4,657,202	320.3%
AGS-111/DA	Archives-Records Management	U						200,000	#DIV/0!
AGS-131/EA	Info Proc and Comm Services-Administration	U	5.00		1,188,911	5.00		1,188,911	0.0%
AGS-131/EB	Info Proc and Comm Services-Sys Svcs	U	1.00		568,980	1.00		568,980	0.0%
AGS-131/EC	Info Proc and Comm Services-Prod Svcs	U	17.00		750,207	17.00		750,207	0.0%
AGS-131/EE	Info Proc and Comm Services-Client Svcs	U	10.00		804,486	10.00		804,486	0.0%
AGS-211/HA	Land Survey	U			285,000			285,000	0.0%
AGS-223/IB	Office Leasing	U			5,500,000			5,500,000	0.0%
AGS-231/FA	Central Services -Custodial - Oahu	U			1,099,084			1,699,084	54.6%
AGS-233-FK	Central Services-Bldg Rep and Alt - Oahu	U			-			100,000	#DIV/0!
AGS-807/FP	Sch Rep and Mtnce, Neighbor Isle Dist-Hawaii	U			670,000			670,000	0.0%
AGS-807/FQ	Sch Rep and Mtnce, Neighbor Isle Dist-Maui	U			530,000			530,000	0.0%
AGS-807/FR	Sch Rep and Mtnce, Neighbor Isle Dist-Kauai	U			300,000			300,000	0.0%
AGS-881/LA	State Foundation on Culture and the Arts	U			625,000	1.50		821,198	31.4%
AGS-901/AB	General Administrative Services-ASO	U	1.00		73,998	1.00		70,578	-4.6%
AGS-901/AC	General Administrative Services-Pers Office	U	1.00		72,505	1.00		69,217	-4.5%
AGS-203/AD	State Risk Mgmt and Insurance Administration	W	4.00		25,285,334	4.00		25,271,640	-0.1%
AGS-221/IA	Public Works-Planning, Design, and Constr	W			4,000,000			4,000,000	0.0%
AGS-244/JC	Surplus Property Management	W	5.00		1,798,996	5.00		1,786,042	-0.7%
AGS-251/GA	Automotive Management - Motor Pool	W	12.50		2,549,863	12.50		2,515,558	-1.3%
AGS-252/GB	Automotive Management - Parking Control	W	24.50		3,355,757	24.50		3,304,697	-1.5%
			675.00	18.44	\$ 152,765,579	688.50	18.44	\$ 160,465,557	5.0%

Department of Accounting and General Services
Current Year (FY12) Restrictions

Table 4

Prog ID	MOF	Restriction \$\$\$	<u>Percent of Act 164/11</u>	
			<u>Appropriation</u>	<u>Impact</u>
AGS-131/EA	B	\$ 2,180	2.9%	Labor Savings
AGS-881/LA	B	\$ 37,165	0.9%	Labor Savings
AGS-889/MA	B	\$ 96,880	1.1%	Labor Savings
AGS-203/AD	W	\$ 12,895	0.1%	Labor Savings
AGS-244/JC	W	\$ 12,199	0.7%	Labor Savings
AGS-251/GA	W	\$ 32,305	1.3%	Labor Savings
AGS-252/GB	W	\$ 48,082	1.4%	Labor Savings
AGS-901/AB	U	\$ 3,278	4.4%	Labor Savings
AGS-901/AC	U	\$ 3,152	4.3%	Labor Savings
AGS-879/OA	N	\$ 1,946	0.0%	Labor Savings
AGS-881/LA	N	\$ 8,248	0.6%	Labor Savings
AGS-818/KA	T	\$ 2,420	4.2%	Labor Savings
AGS-871/NA	T	\$ 24,115	2.2%	Labor Savings

Department of Accounting and General Services
Proposed Budget Reductions

Revised
Table 5

<u>Request Category</u>	<u>Prog ID</u>	<u>Description of Reduction</u>	<u>Impact of Reduction</u>	<u>MOF</u>	<u>Pos (P) FY13</u>	<u>Pos (T) FY13</u>	<u>\$\$\$\$ FY13</u>	<u>Carry-over? (Y/N)</u>
LS	AGS-101/CA	Labor Savings	None - Reflects collective bargaining labor savings	A			14,633	N
LS	AGS-102/CB	Labor Savings	None - Reflects collective bargaining labor savings	A			24,170	N
LS	AGS-103/CC	Labor Savings	None - Reflects collective bargaining labor savings	A			20,729	N
LS	AGS-104/BA	Labor Savings	None - Reflects collective bargaining labor savings	A			13,737	N
LS	AGS-111/DA	Labor Savings	None - Reflects collective bargaining labor savings	A			25,298	N
LS	AGS-131/EA	Labor Savings	None - Reflects collective bargaining labor savings	A			24,551	N
LS	AGS-131/EB	Labor Savings	None - Reflects collective bargaining labor savings	A			30,300	N
LS	AGS-131/EC	Labor Savings	None - Reflects collective bargaining labor savings	A			82,537	N
LS	AGS-131/ED	Labor Savings	None - Reflects collective bargaining labor savings	A			35,079	N
LS	AGS-131/EE	Labor Savings	None - Reflects collective bargaining labor savings	A			77,278	N
LS	AGS-131/EF	Labor Savings	None - Reflects collective bargaining labor savings	A			37,873	N
LS	AGS-211/HA	Labor Savings	None - Reflects collective bargaining labor savings	A			18,953	N
LS	AGS-221/IA	Labor Savings	None - Reflects collective bargaining labor savings	A			38,769	N
LS	AGS-223/IB	Labor Savings	None - Reflects collective bargaining labor savings	A			8,332	N
LS	AGS-231/FA	Labor Savings	None - Reflects collective bargaining labor savings	A			116,148	N
LS	AGS-231/FB	Labor Savings	None - Reflects collective bargaining labor savings	A			10,094	N
LS	AGS-231/FC	Labor Savings	None - Reflects collective bargaining labor savings	A			7,538	N
LS	AGS-231/FD	Labor Savings	None - Reflects collective bargaining labor savings	A			4,529	N

Department of Accounting and General Services
Proposed Budget Reductions

Revised
Table 5

<u>Request Category</u>	<u>Prog ID</u>	<u>Description of Reduction</u>	<u>Impact of Reduction</u>	<u>MOF</u>	<u>Pos (P) FY13</u>	<u>Pos (T) FY13</u>	<u>\$\$\$\$ FY13</u>	<u>Carry-over? (Y/N)</u>
LS	AGS-232/FE	Labor Savings	None - Reflects collective bargaining labor savings	A			26,640	N
LS	AGS-232/FF	Labor Savings	None - Reflects collective bargaining labor savings	A			2,226	N
LS	AGS-232/FG	Labor Savings	None - Reflects collective bargaining labor savings	A			4,452	N
LS	AGS-233/FK	Labor Savings	None - Reflects collective bargaining labor savings	A			50,843	N
LS	AGS-233/FL	Labor Savings	None - Reflects collective bargaining labor savings	A			2,984	N
LS	AGS-233/FN	Labor Savings	None - Reflects collective bargaining labor savings	A			1,492	N
LS	AGS-233FM	Labor Savings	None - Reflects collective bargaining labor savings	A			1,492	N
LS	AGS-240/JA	Labor Savings	None - Reflects collective bargaining labor savings	A			37,298	N
LS	AGS-807/FP	Labor Savings	None - Reflects collective bargaining labor savings	A			50,575	N
LS	AGS-807/FQ	Labor Savings	None - Reflects collective bargaining labor savings	A			41,048	N
LS	AGS-807/FR	Labor Savings	None - Reflects collective bargaining labor savings	A			30,810	N
LS	AGS-879/OA	Labor Savings	None - Reflects collective bargaining labor savings	A			\$ 33,046	N
LS	AGS-901/AA	Labor Savings	None - Reflects collective bargaining labor savings	A			25,089	N
LS	AGS-901/AB	Labor Savings	None - Reflects collective bargaining labor savings	A			20,531	N
LS	AGS-901/AC	Labor Savings	None - Reflects collective bargaining labor savings	A			14,479	N
LS	AGS-901/AE	Labor Savings	None - Reflects collective bargaining labor savings	A			10,665	N
LS	AGS-131-EA	Labor Savings	None - Reflects collective bargaining labor savings	B			3,072	N
LS	AGS-881/LA	Labor Savings	None - Reflects collective bargaining labor savings	B			40,051	N

Department of Accounting and General Services
Proposed Budget Reductions

Revised
Table 5

<u>Request Category</u>	<u>Prog ID</u>	<u>Description of Reduction</u>	<u>Impact of Reduction</u>	<u>MOF</u>	<u>Pos (P) FY13</u>	<u>Pos (T) FY13</u>	<u>\$\$\$\$ FY13</u>	<u>Carry-over? (Y/N)</u>
LS	AGS-889/MA	Labor Savings	None - Reflects collective bargaining labor savings	B			102,402	N
LS	AGS-879/OA	Labor Savings	None - Reflects collective bargaining labor savings	N			2,078	N
LS	AGS-881/LA	Labor Savings	None - Reflects collective bargaining labor savings	N			8,809	N
LS	AGS-818/KA	Labor Savings	None - Reflects collective bargaining labor savings	T			2,594	N
LS	AGS-871/NA	Labor Savings	None - Reflects collective bargaining labor savings	T			25,849	N
LS	AGS-901/AB	Labor Savings	None - Reflects collective bargaining labor savings	U			3,420	N
LS	AGS-901/AC	Labor Savings	None - Reflects collective bargaining labor savings	U			3,288	N
LS	AGS-203/AD	Labor Savings	None - Reflects collective bargaining labor savings	W			13,694	N
LS	AGS-244/JC	Labor Savings	None - Reflects collective bargaining labor savings	W			12,954	N
LS	AGS-251/GA	Labor Savings	None - Reflects collective bargaining labor savings	W			34,305	N
LS	AGS-252/GB	Labor Savings	None - Reflects collective bargaining labor savings	W			51,060	N
PR	AGS-223/IB	Program Review	Reduction in Office Leasing	A			\$ 300,000	N
PR	AGS-203/AD	Program Review	Restriction of Risk Management General Funds	A			\$ 1,000,000	Y
PR	AGS-881/LA	Program Review	Change means of financing from general funds to Transient Accommodation Tax (TAT), Tourism Special Fund	A			\$ 936,332	N
O	AGS-881/LA	Other	Reduce interdepartmental transfer for increase in SFCA change in means of financing from general to TAT, Tourism Special Fund, provided in the Program Review Adjustments	U			\$ 215,284	N
O	AGS-881/LA	Other	Reduction for TANF funds	U			\$ 625,000	N

Department of Accounting and General Services
Proposed Supplemental Year Additions

Revised
Table 6

<u>Request Category</u>	<u>Prog ID</u>	<u>Description of Addition</u>	<u>Explanation</u>	<u>MOF</u>	<u>Pos (P)</u>	<u>Pos (T)</u>	<u>\$\$\$ FY13</u>
					<u>FY13</u>	<u>FY13</u>	
PR	AGS-881/LA	Change means of financing from general funds to Transient Accommodation Tax (TAT), Tourism Special Fund	Change means of financing from general funds to Transient Accommodation Tax (TAT), Tourism Special Fund	U			\$ 936,332
AP	AGS-131/EA	Business Process and IT/IRM Reengineering	OIMT and DAGS are requesting \$5M for consulting support to initiate Statewide business transformation and information technology (IT) modernization efforts that will align resources to strategic objectives, improve efficiency and effectiveness of the State government, and deliver greater value at reduced cost to citizens.	A			\$ 5,000,000

Department of Accounting and General Services
Proposed Supplemental Year Additions

Revised
Table 6

<u>Request Category</u>	<u>Prog ID</u>	<u>Description of Addition</u>	<u>Explanation</u>	<u>MOF</u>	<u>Pos (P) FY13</u>	<u>Pos (T) FY13</u>	<u>\$\$\$ FY13</u>
AP	AGS-131/EA	Chief Information Officer Initiative - IT Integration Pilot Projects	<p>The objective of this request is to provide \$1.8 million in general funds to begin transforming the State's information technology systems and infrastructure. These funds will be used to develop and execute projects that will expand the use of operational capabilities by leveraging scalability, add or enhance operational capability and enhance maturity and organization skills. Cost-savings can be realized through these projects. These are one-time projects with only personnel costs occurring in the out years.</p> <p>The identified projects will result in reduced costs, increased employee productivity and process efficiencies, improved information assurance and cyber security standards, and enhanced capabilities and capacity.</p>	A		2.00	\$ 1,825,000
AP	AGS-111/DA	Chief Information Officer Initiative - IT Integration Pilot Projects, Hawaii State Digital Archives - General Funds	No mechanism currently exists to ensure the long term preservation of digital records the state creates and the state archives is mandated by law to preserve records of government.	A		2.00	\$ 175,000

Department of Accounting and General Services
Proposed Supplemental Year Additions

Revised
Table 6

<u>Request Category</u>	<u>Prog ID</u>	<u>Description of Addition</u>	<u>Explanation</u>	<u>MOF</u>	<u>Pos (P) FY13</u>	<u>Pos (T) FY13</u>	<u>\$\$\$ FY13</u>
AP	AGS-111/DA	Chief Information Officer Initiative - IT Integration Pilot Projects, Hawaii State Digital Archives - U Funds	No mechanism currently exists to ensure the long term preservation of digital records the state creates and the state archives is mandated by law to preserve records of government.	U			\$ 200,000
AP	AGS-131/EA	Chief Information Officer Initiative - Technology Triage to Ensure Business Operations of Mission Critical	This request is to ensure business operations of mission critical government services in the following areas: physical and cyber security, emergency responder communications, data backup and storage, electronic file transfer and critical systems redundancy for continuity of operations.	A	2.00		\$ 3,442,141
AP	AGS-131/EA	Chief Information Officer Initiative - Conversion of 7 Temporary Positions to Permanent. No additional special fund ceiling increase is required	Pursuant to Act 200, SLH 2010, (the Act) a new Chief Information Officer (CIO) position was created and assigned the responsibility to organize, manage, and oversee the statewide information technology governance. This is a permanent program therefore we are requesting to move the positions currently approved as temporary to permanent. The seven positions are funded by the Shared Services Technology Special Fund.	B	7.00		

Department of Accounting and General Services
Proposed Supplemental Year Additions

Revised
Table 6

<u>Request Category</u>	<u>Prog ID</u>	<u>Description of Addition</u>	<u>Explanation</u>	<u>MOF</u>	<u>Pos (P) FY13</u>	<u>Pos (T) FY13</u>	<u>\$\$\$ FY13</u>
O	AGS-103/CC	Additional General Funds to Hire a CPA Firm to Assist in the Preparation of the State's Comprehensive Annual Financial Report (CAFR)	New reporting standards issued by the Governmental Accounting Standards Board, have made the preparation of the State's Comprehensive Annual Financial Report (CAFR) complex and more time consuming to prepare. The late issuance of the CAFR has impacted the State's ability to issue general obligation bonds and may impact the receipt of federal funds in the future. The assistance by the CPA firm will enable the State to issue its CAFR within 7 months after the close of the fiscal year and its Single Audit by the federal deadline of March 31st.	A			\$ 80,000
O	AGS-881/LA	Restore General Funds for the DOE Artists in the Schools Program that were eliminated by the Program Review.	Artists in the Schools Program funding must be retained in General Funds as school programming would not meet TAT objectives.	A			\$ 215,284
O	AGS-231/FA	Increase in the U Fund Ceiling for AAFES Reimbursements	Reimbursement is necessary to recoup expenses for operational costs at AAFES Building which DAGS does not own.	U			\$ 600,000
O	AGS-233/FK	Establish a R&A U Fund Account for AAFES Reimbursements	Reimbursement is necessary to recoup repair costs incurred at AAFES Building up to \$100,000 each year for the next five years.	U			\$ 100,000

Department of Accounting and General Services
Proposed Supplemental Year Additions

Revised
Table 6

<u>Request Category</u>	<u>Prog ID</u>	<u>Description of Addition</u>	<u>Explanation</u>	<u>MOF</u>	<u>Pos (P) FY13</u>	<u>Pos (T) FY13</u>	<u>\$\$\$ FY13</u>
AP	AGS-881/LA	Increase in the U Fund Appropriation Ceiling Due to Additional TAT, Tourism Special Fund, From the Hawaii Tourism Authority. Includes restoring the .50 position counts and funding for the Accountant IV, Information Specialist III, and Secretary II positions.	The reinstatement of the three half positions would make possible work in public relations (including more comprehensive marketing), fiscal management (the SFCA was a model foundation prior to losing half of its fiscal staff in 2010) and support to the executive director and Commission (the need for skilled clerical support has not been adequately addressed in the current staffing plan).	U	1.50		\$ 100,150
O	AGS-881/LA	Converting the Arts Program Specialist III, Position No. 52289 from a Temporary to Permanent Position	The need for the Arts Program Specialist is to ensure continuity in project management through permanent status. The position has had an ongoing heavy workload since its inception approximately ten years ago.	B	1.00	(1.00)	
O	AGS-231/FW	Add positions and funds to Central Services - Custodial to reflect the transfer of Washington Place from the Office of the Governor	The transfer of Washington Place to the DAGS - Custodial Program will enhance and facilitate maintenance and up-keep efforts at Washington Place.	A	2.00	1.00	\$ 174,084

Department of Accounting and General Services
Non-General Fund Balances

Table 7

Name of Fund	Statutory Reference	MOF	Beginning FY12	Estimated FY12	Estimated FY12	Estimated FY12	Estimated FY12 Ending	Balance in Excess of
			Unencumbered Cash Balance	Revenues	Expenditures and Encumbrances	Net Transfers	Unencumbered Cash Balance	Program Needs
Central Services - Custodial Services	Act 164, SLH 2011	U	\$ -	\$ 1,099,000	\$ 1,099,000	\$ -	\$ -	\$ -
Surplus Federal Property Revolving Fund	Section 103D-1107, HRS	W	\$ 327,594	\$ 1,724,788	\$ 1,724,788	\$ -	\$ 327,594	\$ -
Spectator Events & Shows - Aloha Stadium	Section 109-3, HRS	B	\$ 5,536,165	\$ 7,487,684	\$ 9,924,323	\$ (2,500)	\$ 3,097,026	\$ -
Motor Vehicle Rental & Personal Car Mileage/CIP	Section 107-1.5, HRS	W	\$ 280,067	\$ 80,000	\$ 100,000	\$ -	\$ 260,067	\$ -
Office Leasing	Act 164, SLH 2011	U	\$ -	\$ 5,500,000	\$ 5,500,000	\$ -	\$ -	\$ -
Supplies, Services & Equipment for CIP Projects	Section 107-1.5, HRS	W	\$ 610,906	\$ 160,000	\$ 350,000	\$ -	\$ 420,906	\$ -
Public Works Accrued Vac/Sick Leave	Section 107-1.5, HRS	W	\$ 182,500	\$ 725,000	\$ 765,000	\$ -	\$ 142,500	\$ -
Genrl Adm Svcs - Accounting & General Svcs	Act 164, SLH 2011	U	\$ -	\$ 146,503	\$ 146,503	\$ -	\$ -	\$ -
Parking Control	Section 107.11, HRS	W	\$ 1,221,200	\$ 3,805,848	\$ 3,307,675	\$ -	\$ 1,719,373	\$ -
Stadium Manager's Discretionary Fund	Act 164, SLH 2011	B	\$ 909	\$ -	\$ 3,409	\$ 2,500	\$ -	\$ -
Works of Art Special Fund	Section 103-8.5, HRS	B	\$ 4,348,033	\$ 2,590,000	\$ 4,178,301	\$ -	\$ 2,759,732	\$ -
Motor Pool	Section 105-11, HRS	W	\$ 2,290,186	\$ 2,590,760	\$ 2,482,354		\$ 2,398,592	\$ -
State Risk Management Revolving Fund	Section 41D-4, HRS	W	\$ 23,300,233	\$ 12,995,000	\$ 18,000,000		\$ 18,295,233	\$ -
Information Processing Services	Act 164, SLH 2011	U	\$ 322,071	\$ 3,312,584	\$ 3,312,584		\$ 322,071	\$ -
Land Survey	Act 164, SLH 2011	U	\$ -	\$ 285,000	\$ 285,000		\$ -	\$ -
Central Services - Custodial Services	Act 164, SLH 2011	B	\$ -	\$ 58,744	\$ 58,744		\$ -	\$ -
School R&M, Neighbor Island Districts	Act 164, SLH 2011	U	\$ -	\$ 1,500,000	\$ 1,500,000		\$ -	\$ -
DHS(BESSD) - DAGS(SFCA) TANF Funds	Act 164, SLH 2011	U	\$ 25,640	\$ 13,978	\$ 39,618		\$ -	\$ -
Access Hawaii Committee	Act 101, SLH 2010	B	\$ 24,000	\$ 72,230	\$ 72,230		\$ 24,000	\$ -
Wireless Enhanced 911 Spl Fnd (Not S/T)	Section 138-3, HRS	B	\$ 13,028,477	\$ 8,200,000	\$ 18,988,983		\$ 2,239,494	\$ -
Parking Control Revolving Fund Escrow Acc	Act 329, SLH 1997	W	\$ 37,304				\$ 37,304	\$ -
Employees Sequestered Funds	Section 683-11, HRS	T	\$ 50,734	\$ 50,000	\$ 50,000		\$ 50,734	\$ -

Department of Accounting and General Services
Non-General Fund Balances

Table 7

Name of Fund	Statutory Reference	MOF	Beginning FY12	Estimated FY12	Estimated FY12	Estimated FY12	Estimated FY12 Ending	Balance in Excess of Program Needs
			Unencumbered Cash Balance	Revenues	Expenditures and Encumbrances	Net Transfers	Unencumbered Cash Balance	
OHA Ceded Lands Proceeds	Administratively Established	T	\$ -	\$ 29,102	\$ 29,102		\$ -	\$ -
Temporary Deposits - Administrative Services Office	Administratively Established	T	\$ 15,273	\$ 9,000	\$ 7,000		\$ 17,273	\$ -
Temporary Deposits - Automotive Management	Administratively Established	T	\$ 59,490	\$ 16,650	\$ 8,660		\$ 67,480	\$ -
Temporary Deposits - Public Works	Section 107-8, HRS	T	\$ 32,863	\$ -	\$ -		\$ 32,863	\$ -
Temporary Deposits - Central Purchasing	Section 103D-323, HRS & 103D-324, HRS	T	\$ -	\$ -	\$ -		\$ -	\$ -
State Foundation on Culture and the Arts	Administratively Established	T	\$ 182,596	\$ 28,000	\$ 15,000		\$ 195,596	\$ -
Hawai i State Employees US Savings Bond	Administratively Established	T	\$ -	\$ -	\$ -		\$ -	\$ -
Hawai i Election Campaign Fund	Section 11-217, HRS	T	\$ 4,141,216	\$ 350,000	\$ 1,142,126		\$ 3,349,090	\$ -
Stadium Authority's Account (Not in S/T)	Section 109-6, HRS	T	\$ 214,441	\$ 2,400,000	\$ 2,400,000		\$ 214,441	\$ -
Payroll Clearance Public Works	Administratively Established	T	\$ -	\$ 6,600,000	\$ 6,600,000		\$ -	\$ -
Captain Cook Memorial Fund	Section 6E-33, HRS	T	\$ 3,850				\$ 3,850	\$ -
Central Payroll Clearance	Administratively Established	T	\$ (743,371)	\$ 3,300,808,000	\$ 3,300,000,000		\$ 64,629	\$ -
Kamehameha Day Celebration-Donation/Gift	Section 8-5, HRS	T	\$ 1,190		\$ 57,874	\$ 56,684	\$ -	\$ -
Hawaii FYI	Administratively Established	T	\$ 6	\$ -	\$ -		\$ 6	\$ -
Temporary Deposits - Stadium Authority	Holding Account	T	\$ -	\$ -	\$ -		\$ -	\$ -
Nonpresentment of Warrants & Checks T/FD	Section 40-68, HRS	T	\$ 500,000	\$ 300,000	\$ 300,000		\$ 500,000	\$ -
University of Hawaii Ticket Receipts	Administratively Established	T	\$ 116	\$ 200	\$ 316		\$ -	\$ -
Donations for Voter Registration Drive	Act 301, SLH 1983, Section 100	T	\$ 153	\$ -	\$ -		\$ 153	\$ -
Returned ACH Payments	Administratively Established	T	\$ -	\$ 260,000	\$ 260,000		\$ -	\$ -
Kamehameha Day Celebration-Donation/Gift	Section 8-5, HRS	T	\$ 115,268	\$ 45,595		\$ (56,684)	\$ 104,179	\$ -

Department of Accounting and General Services
Emergency Appropriation Requests

Table 8

<u>Prog ID</u>	<u>Description of Request</u>	<u>MOF</u>	<u>Pos (P) FY12</u>	<u>Pos (T) FY12</u>	<u>\$\$\$ FY12</u>
AGS-879	To provide funding for the Voting and Vote Count System for the 2012 Elections.	A	-	-	\$ 1,725,000

Department of Accounting and General Services
Budget Decisions

Table 9

Prog ID	Description	MOF	Initial Department Request			Budget and Finance Recommendation			Governor's Decision		
			Pos (P)	Pos (T)	\$\$\$	Pos (P)	Pos (T)	\$\$\$	Pos (P)	Pos (T)	\$\$\$
AGS-101/CA	Labor Savings	A			(14,633)			(14,633)			(14,633)
AGS-102/CB	Labor Savings	A			(24,170)			(24,170)			(24,170)
AGS-103/CC	Labor Savings	A			(20,729)			(20,729)			(20,729)
AGS-104/BA	Labor Savings	A			(13,737)			(13,737)			(13,737)
AGS-111/DA	Labor Savings	A			(25,298)			(25,298)			(25,298)
AGS-131/EA	Labor Savings	A			(24,551)			(24,551)			(24,551)
AGS-131/EA	Labor Savings	B			(3,072)			(3,072)			(3,072)
AGS-131/EB	Labor Savings	A			(30,300)			(30,300)			(30,300)
AGS-131/EC	Labor Savings	A			(82,537)			(82,537)			(82,537)
AGS-131/ED	Labor Savings	A			(35,079)			(35,079)			(35,079)
AGS-131/EE	Labor Savings	A			(77,278)			(77,278)			(77,278)
AGS-131/EF	Labor Savings	A			(37,873)			(37,873)			(37,873)
AGS-203/AD	Labor Savings	W			(13,694)			(13,694)			(13,694)
AGS-211/HA	Labor Savings	A			(18,953)			(18,953)			(18,953)
AGS-221/IA	Labor Savings	A			(38,769)			(38,769)			(38,769)
AGS-223/IB	Labor Savings	A			(8,332)			(8,332)			(8,332)
AGS-231/FA	Labor Savings	A			(116,148)			(116,148)			(116,148)
AGS-231/FB	Labor Savings	A			(10,094)			(10,094)			(10,094)
AGS-231/FC	Labor Savings	A			(7,538)			(7,538)			(7,538)
AGS-231/FD	Labor Savings	A			(4,529)			(4,529)			(4,529)
AGS-232/FE	Labor Savings	A			(26,640)			(26,640)			(26,640)
AGS-232/FF	Labor Savings	A			(2,226)			(2,226)			(2,226)
AGS-232/FG	Labor Savings	A			(4,452)			(4,452)			(4,452)
AGS-233/FK	Labor Savings	A			(50,843)			(50,843)			(50,843)
AGS-233/FL	Labor Savings	A			(2,984)			(2,984)			(2,984)
AGS-233/FM	Labor Savings	A			(1,492)			(1,492)			(1,492)
AGS-233/FN	Labor Savings	A			(1,492)			(1,492)			(1,492)
AGS-240/JA	Labor Savings	A			(37,298)			(37,298)			(37,298)
AGS-244/JC	Labor Savings	W			(12,954)			(12,954)			(12,954)
AGS-251/GA	Labor Savings	W			(34,305)			(34,305)			(34,305)
AGS-252/GB	Labor Savings	W			(51,060)			(51,060)			(51,060)
AGS-807/FP	Labor Savings	A			(50,575)			(50,575)			(50,575)
AGS-807/FQ	Labor Savings	A			(41,048)			(41,048)			(41,048)
AGS-807/FR	Labor Savings	A			(30,810)			(30,810)			(30,810)
AGS-818/KA	Labor Savings	T			(2,594)			(2,594)			(2,594)
AGS-871/NA	Labor Savings	T			(25,849)			(25,849)			(25,849)
AGS-879/OA	Labor Savings	A			(33,046)			(33,046)			(33,046)
AGS-879/OA	Labor Savings	N			(2,078)			(2,078)			(2,078)
AGS-881/LA	Labor Savings	B			(40,051)			(40,051)			(40,051)

Department of Accounting and General Services
Budget Decisions

Table 9

Prog ID	Description	MOF	Initial Department Request			Budget and Finance Recommendation			Governor's Decision		
			Pos (P)	Pos (T)	\$\$\$	Pos (P)	Pos (T)	\$\$\$	Pos (P)	Pos (T)	\$\$\$
AGS-881/LA	Labor Savings	N			(8,809)			(8,809)			(8,809)
AGS-889/MA	Labor Savings	B			(102,402)			(102,402)			(102,402)
AGS-901/AA	Labor Savings	A			(25,089)			(25,089)			(25,089)
AGS-901/AB	Labor Savings	A			(20,531)			(20,531)			(20,531)
AGS-901/AB	Labor Savings	U			(3,420)			(3,420)			(3,420)
AGS-901/AC	Labor Savings	A			(14,479)			(14,479)			(14,479)
AGS-901/AC	Labor Savings	U			(3,288)			(3,288)			(3,288)
AGS-901/AE	Labor Savings	A			(10,665)			(10,665)			(10,665)
AGS-223/IB	Reduction in office leasing	A			(300,000)			(300,000)			(300,000)
AGS-881/LA	Change means of financing from general funds to	A			(936,332)			(936,332)			(936,332)
AGS-881/LA	Accommodation Tax (TAT)	U			936,332			936,332			936,332
AGS-203/AD	Restriction of Risk Management General Funds	A			(1,000,000)			(1,000,000)			(1,000,000)
AGS-231/FA	Additional Water and Sewer General Funds	A			600,000			-			-
AGS-131/EA	Business Process and IT/IRM Reengineering	A			5,000,000			5,000,000			5,000,000
AGS-131/EA	Chief Information Officer Initiative - IT Integration Pilot Projects	A		2.00	1,825,000		2.00	1,825,000		2.00	1,825,000
AGS-111/DA	Chief Information Officer Initiative - IT Integration Pilot Projects, Hawaii State Digital Archives - General Funds	A		2.00	175,000		2.00	175,000		2.00	175,000
AGS-111/DA	Chief Information Officer Initiative - IT Integration Pilot Projects, Hawaii State Digital Archives - U Funds	U			200,000			200,000			200,000
AGS-131/EA	Chief Information Officer Initiative - Technology Triage to Ensure Business Operations of Mission Critical	A	2.00		3,442,141	2.00		3,442,141	2.00		3,442,141
AGS-131/EA	Chief Information Officer Initiative - Conversion of 7 Temporary Positions to Permanent. No additional special fund ceiling increase is required.	B	7.00	(7.00)	-	7.00	-	-	7.00	-	-
AGS-103/CC	Additional General Funds to Hire a CPA Firm to Assist in the Preparation of the State's Comprehensive Annual Financial Report	A			80,000			80,000			80,000
AGS-881/LA	Restore General Funds for the DOE School In Artists Program That Were Eliminated by the Program Review	A			215,284			215,284			215,284

Department of Accounting and General Services
Budget Decisions

Table 9

Prog ID	Description	MOF	Initial Department Request			Budget and Finance Recommendation			Governor's Decision		
			Pos (P)	Pos (T)	\$\$\$	Pos (P)	Pos (T)	\$\$\$	Pos (P)	Pos (T)	\$\$\$
AGS-881/LA	Reduce interdepartmental transfer for increase in SFCA change in means of financing from general to TAT, Tourism Special Fund, provided in the Program Review Adjustments	U						(215,284)			(215,284)
AGS-231/FA	Increase in the U Fund Ceiling for AAFES Reimbursements	U			600,000			600,000			600,000
AGS-233/FK	Establish a R&A U Fund Account for AAFES Reimbursements	U			100,000			100,000			100,000
AGS-881/LA	Increase in the U Fund Appropriation Ceiling Due to Additional TAT Funds From the Hawaii Tourism Authority. Includes restoring the .50 position counts and funding for the Accountant IV, Information Specialist III, and Secretary II positions.	U	1.50		3,063,668	1.50		100,150	1.50		100,150
AGS-881/LA	Converting the Arts Program Specialist III, Position No. 52289 from a Temporary to Permanent Position	B	1.00	(1.00)	-	1.00	(1.00)	-	1.00	(1.00)	-
AGS-231/FA	Additional Equipment Maintenance Contract General Funds	A			347,336			-			-
AGS-881/LA	Reduction for TANF funding	U						(625,000)			(625,000)
AGS-231/FW	Add positions and funds to Central Services - Custodial to reflect the transfer of Washington Place from the Office of the Governor	A				2.00	1.00	182,588	2.00	1.00	174,084
	Total		11.50	(4.00)	13,100,635	13.50	4.00	8,532,085	13.50	4.00	8,523,581
	Total by MOF	A	2.00	4.00	8,504,211	4.00	5.00	7,739,463	4.00	5.00	7,730,959
		B	8.00	(8.00)	(145,525)	8.00	(1.00)	(145,525)	8.00	(1.00)	(145,525)
		N	-	-	(10,887)	-	-	(10,887)	-	-	(10,887)
		T	-	-	(28,443)	-	-	(28,443)	-	-	(28,443)
		U	1.50	-	4,893,292	1.50	-	1,089,490	1.50	-	1,089,490
		W	-	-	(112,013)	-	-	(112,013)	-	-	(112,013)
			11.50	(4.00)	13,100,635	13.50	4.00	8,532,085	13.50	4.00	8,523,581

Department of Accounting and General Services
Program Review Proposals

Table 10

Prog ID	Description	MOF	Budget and Finance Proposal			Department Proposal			Governor's Final Decision		
			Pos (P)	Pos (T)	\$\$\$	Pos (P)	Pos (T)	\$\$\$	Pos (P)	Pos (T)	\$\$\$
AGS-223/IB	Reduction in office leasing	A			(300,000)			(300,000)			(300,000)
AGS-881/LA	Change means of financing from general funds to Transient Accommodation Tax (TAT), Tourism Special Fund	A			(936,332)			(936,332)			(936,332)
AGS-881/LA	Same as above.	U			936,332			936,332			936,332
AGS-203/AD	Restriction of Risk Management General Funds	A			(1,000,000)			(1,000,000)			(1,000,000)

Department of Accounting and General Services
Position Vacant as of November 30

Table 11

<u>Prog ID</u>	<u>Date of Vacancy</u>	<u>Position Number</u>	<u>Position Title</u>	<u>SR Level</u>	<u>BU Code</u>	<u>Temp Perm (T/P)</u>	<u>FTE</u>	<u>MOF</u>	<u>Budgeted Amount</u>	<u>Actual Salary Last Paid</u>	<u>Exempt (Y/N)</u>	<u>Authority to Hire (Y/N)</u>	<u>Occupied by 89 Day Hire (Y/N)</u>
AGS-102	5/2/2011	03556	PRE AUDIT CLERK III	SR15A	03	P	1.00	A	\$ 44,412	\$ 44,412	N	Y	N
AGS-103	12/31/2009	03547	ACCOUNTING SYSTEM MANAGER	EM05	35	P	1.00	A	\$ 91,752	\$ 93,276	N	Y	N
AGS-103	8/1/2011	10010	ACCOUNTANT IV	SR22J	13	P	1.00	A	\$ 60,024	\$ 57,024	N	Y	N
AGS-103	4/18/2011	33289	ACCOUNTANT IV	SR22C	13	P	1.00	A	\$ 60,024	\$ 60,024	N	Y	N
AGS-103	8/1/2011	33892	SECRETARY II	SR14H	03	P	1.00	A	\$ 42,684	\$ 40,548	N	Y	N
AGS-111	11/23/2009	22294	ARCHIVIST III	SR20C	13	P	1.00	A	\$ 42,132	\$ 42,132	N	Y	N
AGS-111	8/16/2011	41403	ARCHIVIST III	SR20C	13	P	1.00	A	\$ 42,132	\$ 40,020	N	Y	N
AGS-111	4/26/2011	42719	ARCHIVIST IV	SR22C	13	P	1.00	A	\$ 47,412	\$ 47,412	N	Y	N
AGS-131	7/1/2009	03275	ADMINISTRATIVE SERVICES ASST	SR22C	13	P	1.00	A	\$ 45,576	\$ 47,412	N	Y	N
AGS-131	2/1/2011	118185	INFORMATION TECH SPECIALIST V	SR24C	13	P	1.00	A	\$ 47,448	\$ 57,708	N	Y	N
AGS-131	4/18/2011	37859	INFORMATION TECHNOL MGR	EM05	35	P	1.00	A	\$ 73,344	\$ 74,868	N	Y	N
AGS-131	7/1/2011	92015M	INFORMATION TECH SPECIALIST VII	SR28C	73	T	1.00	A	\$ 46,818		N	Y	N
AGS-131	7/1/2011	92012M	INFORMATION TECH SPECIALIST V	SR26C	13	P	1.00	A	\$ 27,750		N	Y	N
AGS-131	3/1/2011	22012	COMPUTER OPERATIONS SUPVR II	SR23A	84	P	1.00	A	\$ 71,112	\$ 48,048	N	Y	N
AGS-131	3/1/2011	22020	COMPUTER OPERATOR II	SR15A	03	P	1.00	A	\$ 37,968	\$ 37,968	N	Y	N
AGS-131	11/1/2009	22024	COMPUTER OPERATIONS SCHED	SR22C	13	P	1.00	A	\$ 53,352	\$ 53,352	N	Y	N
AGS-131	7/1/2011	92001M	COMPUTER OPERATOR II	SR15A	03	P	1.00	A	\$ 16,878		N	Y	N
AGS-131	7/1/2011	92002M	COMPUTER OPERATOR II	SR15A	03	P	1.00	A	\$ 16,878		N	Y	N
AGS-131	7/1/2011	92003M	COMPUTER OPERATOR III	SR17A	03	P	1.00	A	\$ 18,258		N	Y	N
AGS-131	7/1/2011	92004M	COMPUTER OPERATOR III	SR17A	03	P	1.00	A	\$ 18,258		N	Y	N
AGS-131	7/1/2011	92005M	COMPUTER OPERATIONS SUPVR I	SR19A	04	P	1.00	A	\$ 19,740		N	Y	N
AGS-131	7/1/2011	92006M	DATA PROCESSING CONTROL CLK I	SR12A	03	P	1.00	A	\$ 15,018		N	Y	N
AGS-131	7/1/2011	92007M	DATA PROCESSING CONTROL CLK I	SR12A	03	P	1.00	A	\$ 15,018		N	Y	N
AGS-131	7/1/2011	92008M	DATA PROCESSING CONTROL CLK I	SR12A	03	P	1.00	A	\$ 15,018		N	Y	N
AGS-131	7/1/2011	92009M	DATA PROCESSING CONTROL CLK I	SR12A	03	P	1.00	A	\$ 15,018		N	Y	N
AGS-131	7/1/2011	92010M	COMPUTER OPERATIONS SCHED	SR22C	13	P	1.00	A	\$ 22,788		N	Y	N
AGS-131	7/1/2011	92011M	INFORMATION TECH SPECIALIST V	SR24C	13	P	1.00	A	\$ 27,656		N	Y	N
AGS-131	12/31/2010	11343	INFORMATION TECH SPECIALIST VI	SR26C	23	P	1.00	A	\$ 82,128	\$ 82,128	N	Y	N
AGS-131	7/1/2011	92013M	INFORMATION TECH SPECIALIST IV	SR22C	13	P	1.00	A	\$ 22,788		N	Y	N
AGS-131	4/30/2011	34128	TELECOMMUNICATIONS PLANNER	SR24C	13	P	1.00	A	\$ 53,352	\$ 53,352	N	Y	N
AGS-131	11/1/2010	39816	INFORMATION TECH SPECIALIST V	SR24C	13	P	1.00	A	\$ 62,424	\$ 62,424	N	Y	N
AGS-131	7/1/2011	92014M	INFORMATION TECH SPECIALIST V	SR24C	13	P	1.00	A	\$ 25,656		N	Y	N
AGS-221	5/16/2011	11971	BUILDING CONST INSPECTOR II	SR19A	03	P	1.00	CIP		\$ 58,440	N	Y	N
AGS-221	8/16/2011	17013	OFFICE ASSISTANT III	SR08L	03	P	1.00	CIP		\$ 37,512	N	Y	N

Department of Accounting and General Services
Position Vacant as of November 30

Table 11

<u>Prog ID</u>	<u>Date of Vacancy</u>	<u>Position Number</u>	<u>Position Title</u>	<u>SR Level</u>	<u>BU Code</u>	<u>Temp Perm (T/P)</u>	<u>FTE</u>	<u>MOF</u>	<u>Budgeted Amount</u>	<u>Actual Salary Last Paid</u>	<u>Exempt (Y/N)</u>	<u>Authority to Hire (Y/N)</u>	<u>Occupied by 89 Day Hire (Y/N)</u>
AGS-221	2/11/2009	17022	ENGINEER V	SR26C	13	P	1.00	CIP		\$ 57,708	N	Y	N
AGS-221	4/1/2009	17034	BUILDING CONST INSPECTOR III	SR21A	03	P	1.00	CIP		\$ 56,172	N	Y	N
AGS-221	12/31/2009	21620	BUILDING CONST INSPECTOR III	SR21A	03	P	1.00	CIP		\$ 51,936	N	Y	N
AGS-221	12/30/2007	21622	BUILDING CONST INSPECTOR II	SR19A	03	P	1.00	CIP		\$ 51,936	N	Y	N
AGS-221	11/16/2011	36447	OFFICE ASSISTANT IV	SR10I	03	P	1.00	CIP		\$ 36,072	N	Y	N
AGS-221	6/1/2011	36607	ENGINEER V	SR26C	23	P	1.00	CIP		\$ 82,128	N	Y	N
AGS-221	5/10/2011	38709	ENGINEER V	SR26C	23	P	1.00	CIP		\$ 78,984	N	Y	N
AGS-221	2/16/2011	46238	ENGINEER V	SR26C	13	P	1.00	CIP		\$ 67,488	N	Y	N
AGS-221	6/1/2011	11850	ENGINEER VI	SR28C	23	P	1.00	A	\$ 92,400	\$ 92,400	N	Y	N
AGS-221	11/16/2011	12584	ENGINEER VI	SR28L	23	P	1.00	A	\$ 88,848	\$ 84,408	N	Y	N
AGS-221	9/21/2010	43251	ARCHITECT V	SR26C	13	P	1.00	A	\$ 60,024	\$ 60,024	N	Y	N
AGS-231	12/16/2009	00258	JANITOR II	BC02A	01	P	1.00	A	\$ 33,228	\$ 33,228	N	Y	N
AGS-231	12/1/2009	01337	JANITOR II	BC02A	01	P	1.00	A	\$ 33,228	\$ 33,228	N	Y	N
AGS-231	1/4/2010	01364	JANITOR II	BC02A	01	P	1.00	A	\$ 33,228	\$ 33,228	N	Y	N
AGS-231	6/1/2011	02520	JANITOR II	BC02A	01	P	1.00	A	\$ 33,228	\$ 33,228	N	Y	N
AGS-231	11/23/2009	03762	JANITOR II	BC02A	01	P	1.00	A	\$ 33,228	\$ 33,228	N	Y	N
AGS-231	11/23/2009	07319	JANITOR II	BC02A	01	P	1.00	A	\$ 33,228	\$ 33,228	N	Y	N
AGS-231	9/1/2009	07334	JANITOR II	BC02A	01	P	1.00	A	\$ 33,228	\$ 33,228	N	Y	N
AGS-231	6/1/2010	11883	JANITOR II	BC02A	01	P	1.00	A	\$ 33,228	\$ 33,228	N	Y	N
AGS-231	8/1/2010	18554	JANITOR II	BC02A	01	P	1.00	A	\$ 33,228	\$ 33,228	N	Y	N
AGS-231	1/4/2010	18982	JANITOR II	BC02A	01	P	1.00	A	\$ 33,228	\$ 33,228	N	Y	N
AGS-231	11/23/2009	22557	JANITOR II	BC02A	01	P	1.00	A	\$ 33,228	\$ 33,228	N	Y	N
AGS-231	12/3/2009	27141	JANITOR II	BC02A	01	P	1.00	A	\$ 33,228	\$ 33,228	N	Y	N
AGS-231	12/31/2009	28789	JANITOR II	BC02A	01	P	1.00	A	\$ 33,228	\$ 33,228	N	Y	N
AGS-231	12/16/2009	31781	JANITOR II	BC02A	01	P	1.00	A	\$ 33,228	\$ 33,228	N	Y	N
AGS-231	12/1/2009	41619	JANITOR II	BC02A	01	P	1.00	A	\$ 33,228	\$ 33,228	N	Y	N
AGS-231	12/13/2009	52307	JANITOR II	BC02A	01	P	1.00	A	\$ 33,228	\$ 33,228	N	Y	N
AGS-231	1/4/2010	55077	JANITOR III	WS02A	01	P	1.00	A	\$ 35,544	\$ 35,544	N	Y	N
AGS-231	12/1/2009	18924	JANITOR II	BC02A	01	P	1.00	A	\$ 33,228	\$ 33,228	N	Y	N
AGS-231	4/12/2011	17455	JANITOR II	BC02A	01	P	1.00	A	\$ 33,228	\$ 33,228	N	Y	N
AGS-231	12/16/2009	21368	OFFICE ASSISTANT III	SR08A	03	P	1.00	A	\$ 27,756	\$ 27,756	N	Y	N
AGS-232	11/1/2009	03621	GROUNDSKEEPER II	WS02A	01	P	1.00	A	\$ 35,544	\$ 35,544	N	Y	N
AGS-232	11/14/2011	06810	GROUNDSKEEPER I	BC02A	01	P	1.00	A	\$ 33,228	\$ 33,228	N	Y	N
AGS-232	9/1/2010	110527	GROUNDSKEEPER I	BC02A	01	P	1.00	A	\$ 33,228	\$ 33,228	N	Y	N

Department of Accounting and General Services

Position Vacant as of November 30

<u>Prog ID</u>	<u>Date of Vacancy</u>	<u>Position Number</u>	<u>Position Title</u>	<u>SR Level</u>	<u>BU Code</u>	<u>Temp Perm (T/P)</u>	<u>FTE</u>	<u>MOF</u>	<u>Budgeted Amount</u>	<u>Actual Salary Last Paid</u>	<u>Exempt (Y/N)</u>	<u>Authority to Hire (Y/N)</u>	<u>Occupied by 89 Day Hire (Y/N)</u>
AGS-232	8/17/2010	118110	SPRINKER SYSTEM REPAIRER	BC05A	01	P	1.00	A	\$ 42,672	\$ 36,960	N	Y	N
AGS-233	10/27/2010	18923	ENGINEER V	SR26C	13	P	1.00	A	\$ 45,576	\$ 45,576	N	Y	N
AGS-233	5/1/2011	46917	CARPENTER I	BC09A	01	P	1.00	A	\$ 44,544	\$ 44,544	N	Y	N
AGS-240	5/1/2009	00092	PURCHASING SPCLT III	SR20C	13	P	1.00	A	\$ 47,448	\$ 57,708	N	Y	N
AGS-240	12/1/2009	12950	INVENTORY MANAGEMENT SPCLT	SR22C	13	P	1.00	A	\$ 62,424	\$ 62,424	N	Y	N
AGS-240	8/1/2009	18933	PURCHASING SPCLT IV	SR22C	13	P	1.00	A	\$ 62,424	\$ 62,424	N	Y	N
AGS-240	12/31/2009	46181	OFFICE ASSISTANT IV	SR10A	03	P	1.00	A	\$ 36,516	\$ 36,516	N	Y	N
AGS-240	9/1/2011	52276	MANAGEMENT ANALYST IV	SR22G	13	P	1.00	A	\$ 53,352	\$ 50,688	N	Y	N
AGS-240	7/1/2011	92016M	PURCHASING SPCLT I	SR16C	13	P	1.00	A	\$ 18,012		N	Y	N
AGS-240	7/1/2011	92017M	PURCHASING SPCLT III	SR20C	13	P	1.00	A	\$ 21,066		N	Y	N
AGS-240	7/1/2011	92018M	PURCHASING SPCLT IV	SR22C	13	P	1.00	A	\$ 22,788		N	Y	N
AGS-240	7/1/2011	92019M	PURCHASING SPCLT V	SR24C	23	P	1.00	A	\$ 25,656		N	Y	N
AGS-240	7/1/2011	92020M	PROGRAM MANAGER	SR24C	13	P	1.00	A	\$ 25,656		N	Y	N
AGS-244	3/1/2011	10428	HEAVY TRUCK DRIVER	BC07A	01	P	1.00	W	\$ 39,972	\$ 39,972	N	Y	N
AGS-244	12/31/2010	10486	ACCOUNT CLERK III	SR11A	03	P	1.00	W	\$ 42,684	\$ 42,684	N	Y	N
AGS-251	9/1/2011	41306	AUTOMOTIVE SVCS OPTNS SUPVR	SR24J	84	P	0.50	W	\$ 34,194	\$ 32,484	N	Y	N
AGS-252	11/1/2011	41117	OFFICE ASSISTANT IV	SR10H	03	P	1.00	W	\$ 36,516	\$ 34,692	N	Y	N
AGS-252	9/1/2011	41306	AUTOMOTIVE SVCS OPTNS SUPVR	SR24J	84	P	0.50	W	\$ 34,194	\$ 32,484	N	Y	N
AGS-807	9/1/2009	21139	CARPENTER II	WS09A	01	P	1.00	A	\$ 47,268	\$ 47,268	N	Y	N
AGS-807	7/1/2010	21140	ELECTRICIAN II	WS10A	01	P	1.00	A	\$ 48,960	\$ 48,960	N	Y	N
AGS-807	11/1/2011	21166	CABINETMAKER I	BC10A	01	P	1.00	A	\$ 46,236	\$ 46,236	N	Y	N
AGS-807	10/3/2011	21175	ACCOUNT CLERK III	SR11H	03	P	1.00	A	\$ 33,744	\$ 36,072	N	Y	N
AGS-807	5/10/2011	46598	BUILDING MAINTENANCE WORKER I	BC09A	01	P	1.00	A	\$ 44,544	\$ 44,544	N	Y	N
AGS-807	6/1/2011	21391	CARPENTER SUPERVISOR I	F109A	02	P	1.00	A	\$ 48,552	\$ 48,552	N	Y	N
AGS-807	12/31/2008	21397	BLDG CONSTR & MTNCE SUPVR I	F110A	02	P	1.00	A	\$ 46,704	\$ 51,528	N	Y	N
AGS-807	8/16/2011	21414	BUILDING MAINTENANCE WORKER I	BC09A	01	P	1.00	A	\$ 44,544	\$ 44,544	N	Y	N
AGS-807	11/2/2010	21726	REPAIRS & MAINTENANCE ASST	SR18A	03	P	1.00	A	\$ 48,048	\$ 48,048	N	Y	N
AGS-807	8/1/2011	43693	BUILDING MAINTENANCE SUPVR I	F109L2	02	P	1.00	A	\$ 50,520	\$ 48,000	N	Y	N
AGS-807	8/19/2010	43772	CARPENTER I	BC09A	01	P	1.00	A	\$ 44,544	\$ 44,544	N	Y	N
AGS-807	11/1/2011	43780	ELECTRICIAN II	WS10A	01	P	1.00	A	\$ 48,960	\$ 48,960	N	Y	N
AGS-807	3/1/2010	17245	BUILDING MAINTENANCE WORKER I	BC09A	01	P	1.00	A	\$ 44,544	\$ 44,544	N	Y	N
AGS-879	5/16/2011	032781	OFFICE ASSISTANT III	SR08A	63	P	1.00	A	\$ 33,756	\$ 33,756	N	Y	N
AGS-879	10/10/2008	101158	SECTION HEAD (ESS)	SRNA	63	P	1.00	A	\$ 53,303	\$ 35,000	Y	Y	N
AGS-879	2/17/2010	101162	SECTION HEAD (CCOPS)	SRNA	63	P	1.00	A	\$ 49,080	\$ 56,974	Y	Y	N

Department of Accounting and General Services
Position Vacant as of November 30

Table 11

Prog ID	Date of Vacancy	Position Number	Position Title	SR Level	BU Code	Temp	FTE	MOF	Budgeted Amount	Actual Salary Last Paid	Exempt (Y/N)	Authority	Occupied
						Perm (T/P)						to Hire (Y/N)	by 89 Day Hire (Y/N)
AGS-879	3/30/2011	105766	ELECTION LOGISTICS WORKER	SRNA	61	P	1.00	A	\$ 19,200	\$ 29,330	Y	Y	N
AGS-879	1/2/2009	106053	ELECTION SPECIALIST	SRNA	63	P	0.50	A	\$ 10,800	\$ 11,232	Y	Y	N
AGS-879	1/2/2009	106053	ELECTION SPECIALIST	SRNA	63	P	0.50	N	\$ 26,561	\$ 11,232	Y	Y	N
AGS-879	2/1/2009	101161	ELECTION SPECIALIST (BOPS)	SRNA	63	T	0.50	A	\$ 12,000	\$ 24,960	Y	Y	N
AGS-879	12/1/2008	101164	ELECTION CLERK	SRNA	63	T	0.50	A	\$ 9,600	\$ 20,160	Y	Y	N
AGS-879	1/2/2009	101882	ELECTION ASSISTANT (POPS)	SRNA	63	T	0.50	A	\$ 10,800	\$ 22,464	Y	Y	N
AGS-879	1/2/2009	101884	ELECTION ASSISTANT (POPS)	SRNA	63	T	0.50	A	\$ 10,800	\$ 22,464	Y	Y	N
AGS-879	1/2/2009	101885	ELECTION SPECIALIST (CCOP)	SRNA	63	T	0.50	A	\$ 12,000	\$ 24,960	Y	Y	N
AGS-879	10/14/2006	101887	HOTLINE OPERATOR (VS)	SRNA	63	T	0.21	A	\$ 3,500	8.95/hr	Y	Y	N
AGS-879	12/15/2006	105760	ELECTION CLERK (P/T)	SRNA	63	T	0.21	A	\$ 3,500	8.95/hr	Y	Y	N
AGS-879	1/2/2009	105761	ELECTION LOGISTICS WORKER	SRNA	61	T	0.42	A	\$ 9,600	\$ 19,200	Y	Y	N
AGS-879	1/2/2009	105763	ELECTION LOGISTICS WORKER	SRNA	61	T	0.42	A	\$ 9,600	\$ 19,200	Y	Y	N
AGS-879	1/2/2009	105764	ELECTION LOGISTICS WORKER	SRNA	61	T	0.42	A	\$ 8,000	\$ 19,200	Y	Y	N
AGS-879	11/28/2008	105765	ELECTION LOGISTICS WORKER	SRNA	61	T	0.42	A	\$ 8,000	\$ 19,200	Y	Y	N
AGS-879	1/2/2009	105925	ELECTION CLERK	SRNA	63	T	0.50	A	\$ 9,600	9.60/hr	Y	Y	N
AGS-879	1/2/2009	105928	ELECTION CLERK (P/T)	SRNA	63	T	0.21	A	\$ 4,000	9.60/hr	Y	Y	N
AGS-879	11/15/2008	105929	HOTLINE OPERATOR	SRNA	63	T	0.21	A	\$ 3,500	9.23/hr	Y	Y	N
AGS-879	1/2/2009	105932	ELECTION CLERK	SRNA	63	T	0.50	A	\$ 9,600	9.60/hr	Y	Y	N
AGS-879	11/15/2008	105933	HOTLINE OPERATOR	SRNA	63	T	0.21	A	\$ 3,500	\$ 19,200	Y	Y	N
AGS-879	11/20/2006	106236	HOTLINE OPERATOR	SRNA	63	T	0.21	A	\$ 3,500		Y	Y	N
AGS-879	1/31/2003	112427	ADMINISTRATIVE ASSISTANT	SRNA	73	T		A	\$ -		Y	Y	N
AGS-879	1/31/2003	112428	GENERAL TECHNICIAN	SRNA	63	T		A	\$ -		Y	Y	N
AGS-879	1/31/2003	112429	GENERAL TECHNICIAN	SRNA	63	T		A	\$ -		Y	Y	N
AGS-881	1/4/2010	16047	SECRETARY II	SR14A	63	P	0.50	B	\$ 17,532	\$ 17,532	N	Y	N
AGS-881	6/1/2010	26529	ARTS PROGRAM SPECIALIST III	SR20C	13	P	1.00	B	\$ 43,824	\$ 43,824	N	Y	N
AGS-881	8/19/2009	27869	ARTS PROGRAM SPECIALIST IV	SR22C	13	P	1.00	B	\$ 45,576	\$ 45,576	N	Y	N
AGS-881	1/4/2010	31184	ACCOUNTANT IV	SR22C	13	P	0.50	B	\$ 27,750	\$ 27,750	N	Y	N
AGS-881	1/4/2010	45697	INFORMATION SPECIALIST III	SR20C	13	P	0.50	B	\$ 24,666	\$ 24,666	N	Y	N
AGS-881	6/1/2011	52289	ARTS PROGRAM SPECIALIST III	SR20C	13	T	1.00	B	\$ 42,132	\$ 42,132	N	Y	N
AGS-889	7/26/2011	27942	ASST STADIUM AUTH EVENTS MGR	SR24D	23	P	1.00	B	\$ 53,352	\$ 50,688	N	Y	N
AGS-889	1/4/2010	27943	SCOREBOARD SUPERVISOR	SR17A	04	P	0.50	B	\$ 18,258	\$ 18,258	N	Y	N
AGS-889	10/27/2010	27944	ENGINEER VI	SR28C	13	P	1.00	B	\$ 62,424	\$ 82,128	N	Y	N
AGS-889	5/1/2011	27950	BLDG CONSTR & MTNCE SUPVR II	F210L1	02	P	1.00	B	\$ 54,840	\$ 54,840	N	Y	N
AGS-889	7/1/2011	27957	WELDER I	BC10A	01	P	1.00	B	\$ 46,236	\$ 46,236	N	Y	N

Department of Accounting and General Services
 Position Vacant as of November 30

Table 11

<u>Prog ID</u>	<u>Date of Vacancy</u>	<u>Position Number</u>	<u>Position Title</u>	<u>SR Level</u>	<u>BU Code</u>	<u>Temp Perm (T/P)</u>	<u>FTE</u>	<u>MOF</u>	<u>Budgeted Amount</u>	<u>Actual Salary Last Paid</u>	<u>Exempt (Y/N)</u>	<u>Authority to Hire (Y/N)</u>	<u>Occupied by 89 Day Hire (Y/N)</u>
AGS-889	6/1/2011	27961	CASHIER I	SR10A	03	P	1.00	B	\$ 36,516	\$ 39,480	N	Y	N
AGS-889	10/9/2010	27963	STADIUM TRAF & PRKG CONT SUPVR	SR18A	04	P	1.00	B	\$ 44,412	\$ 44,412	N	Y	Y
AGS-889	7/1/2005	107518	STAD SWAP MEET TRF & PKG COORD	SRNA	04	T	1.00	B	\$ 31,200	\$ 32,760	Y	N	Y
AGS-901	2/16/2011	21562	SECRETARY III	SR16A	63	P	1.00	A	\$ 44,412	\$ 44,412	N	Y	N

Department of Accounting and General Services
Personnel Separations

Table 12

<u>Prog ID/Org</u>	<u>Separation Date</u>	<u>Position Number</u>	<u>Position Title</u>	<u>SR Level</u>	<u>BU Code</u>	<u>T/P</u>	<u>MOF</u>	<u>Budgeted FTE</u>	<u>Budgeted Salary</u>	<u>Actual FTE</u>	<u>Actual Salary</u>
AGS240JA	7/15/2010	012950	INVENTORY MNGMT SPECIALIST	SR22	73	P	A	1.00	62,424	1.00	21.91/hr
AGS231FA	7/31/2010	018554	JANITOR II	BC02	01	P	A	1.00	33,228	1.00	33,228
AGS232FE	7/31/2010	006815	GROUNDSKEEPER I	BC02	01	P	A	1.00	33,228	1.00	33,228
AGS807FR	7/31/2010	017233	REPAIRS & MAINTENANCE ASST	SR18	03	P	A	1.00	56,172	1.00	56,172
AGS901AA	7/31/2010	100124	DEPUTY COMPTROLLER	SRNA	00	P	A	1.00	59,346	1.00	100,248
AGS232FE	8/16/2010	118110	SPRINKLER SYSTEM REPAIRER	BC05	01	P	A	1.00	42,672	1.00	36,960
AGS807FQ	8/18/2010	043772	CARPENTER I	BC09	01	P	A	1.00	44,544	1.00	44,544
AGS221IA	8/31/2010	042662	ENGINEER VI	SR28	23	P	C	1.00		1.00	73,044
AGS232FE	8/31/2010	110527	GROUNDSKEEPER I	BC02	01	P	A	1.00	33,228	1.00	33,228
AGS231FA	9/16/2010	034200	BUILDING MANAGER	SR22	93	P	A	1.00	67,488	1.00	21.91/hr
AGS221IA	9/19/2010	043251	ARCHITECT V	SR26	13	P	A	1.00	60,024	1.00	60,024
AGS221IA	9/29/2010	118987	STUDENT INTERN I (PROFESSIONAL)	SR13	73	P	C	1.00		1.00	15.42/hr
AGS131EC	9/30/2010	012377	DATA PROCESSNG CNTRL CLK I	SR12	03	P	A	1.00	46,176	1.00	46,176
AGS131EC	9/30/2010	012378	DATA PROCESSNG CNTRL CLK I	SR12	03	P	A	1.00	44,412	1.00	44,412
AGS221IA	9/30/2010	021453	BLDG CONSTRUCTION INSPEC II	SR19	03	P	C	1.00		1.00	54,012
AGS103CC	10/3/2010	022959	ACCOUNTANT V	SR24	13	P	A	1.00	73,044	1.00	73,044
AGS879OA	10/8/2010	101163	WAREHOUSE SUPERVISOR	SRNA	61	T	A	1.00	22,000	1.00	29,986
AGS889MA	10/8/2010	027963	TRAFFIC & PARKING CNTRL SUPV	SR18	04	P	B	1.00	44,412	1.00	44,412
AGS240JA	10/15/2010	012950	INVENTORY MNGMT SPECIALIST	SR22	73	P	A	1.00	62,424	1.00	21.91/hr
AGS131EC	10/17/2010	010152	COMPUTER OPERATOR II	SR15	03	P	A	1.00	46,176	1.00	46,176
AGS233FK	10/26/2010	018923	ENGINEER III	SR22	13	P	A	1.00	45,576	1.00	45,576
AGS889MA	10/26/2010	027944	ENGINEER VI	SR28	23	P	B	1.00	62,424	1.00	82,128
AGS102CB	10/28/2010	003553	CLAIMS PRE-AUDIT SUPVR	SR22	93	P	A	1.00	62,424	1.00	21.91/hr
AGS131EF	10/29/2010	039816	INFO TECHNOLOGY SPEC V	SR24	13	P	A	1.00	62,424	1.00	62,424
AGS233FK	10/29/2010	002650	CARPENTER I	BC09	01	P	A	1.00	44,544	1.00	44,544
AGS252GB	10/29/2010	026869	OFFICE ASSISTANT III	SR08	03	P	W	1.00	36,516	1.00	36,516
AGS871NA	10/29/2010	100684	EXECUTIVE DIRECTOR	SRNA	93	T	T	1.00	113,568	1.00	113,568
AGS131EC	10/30/2010	006508	COMPUTER OPERATOR II	SR15	03	P	A	1.00	48,048	1.00	48,048
AGS131EC	10/31/2010	027570	DATA PROCESSING CNTROL CLK I	SR12	03	P	A	1.00	44,412	1.00	44,412
AGS807FQ	11/1/2010	021726	REPAIRS & MAINTENANCE ASST	SR18	03	P	A	1.00	48,048	1.00	48,048
AGS881LA	11/3/2010	112788	ARTS PROGRAM SPECIALIST II	SR18	13	P	B	1.00	45,576	1.00	45,576
AGS889MA	11/3/2010	048149	ACCOUNTANT III	SR20	13	P	B	1.00	53,352	1.00	53,352

Department of Accounting and General Services
Personnel Separations

Table 12

<u>Prog ID/Org</u>	<u>Separation Date</u>	<u>Position Number</u>	<u>Position Title</u>	<u>SR Level</u>	<u>BU Code</u>	<u>T/P</u>	<u>MOF</u>	<u>Budgeted FTE</u>	<u>Budgeted Salary</u>	<u>Actual FTE</u>	<u>Actual Salary</u>
AGS231FC	11/18/2010	030217	JANITOR II	BC02	61	P	A	1.00	33,228	1.00	15.98/hr
AGS807FR	11/24/2010	017233	REPAIRS & MAINTENANCE ASST	SR18	63	P	A	1.00	56,172	1.00	18.25/hr
AGS221IA	11/30/2010	012704	SECRETARY II	SR14	03	P	A	1.00	49,932	1.00	49,932
AGS901AA	12/6/10 noon	100012	PRIVATE SECRETARY III	SR24	63	P	A	1.00	60,744	1.00	60,744
AGS901AA	12/6/10 noon	100123	COMPTROLLER	SRNA	00	P	A	1.00	129,024	1.00	108,972
AGS901AA	12/10/2010	100017	PRIVATE SECRETARY II	SR22	63	P	A	1.00	58,440	1.00	48,048
AGS231FA	12/15/2010	034200	BUILDING MANAGER	SR22	93	P	A	1.00	67,488	1.00	21.91/hr
AGS131EC	12/30/2010	011831	COMPUTER OPERATOR II	SR15	03	P	A	1.00	51,936	1.00	51,936
AGS131EC	12/30/2010	012377	DATA PROCESSING CONTROL CLERK I	SR12	03	P	A	1.00	46,176	1.00	14.44/hr
AGS131ED	12/30/2010	011343	INFO TECHNOLOGY SPECIALIST VI	SR26	23	P	A	1.00	82,128	1.00	82,128
AGS131EF	12/30/2010	043026	DATA PROCESSING SYSTEMS MNGR	EM05	35	P	A	1.00	98,196	1.00	99,720
AGS221IA	12/30/2010	001255	OFFICE ASSISTANT III	SR08	03	P	C	1.00		1.00	39,480
AGS221IA	12/30/2010	017028	ENGINEER V	SR26	13	P	C	1.00		1.00	82,128
AGS221IA	12/30/2010	021619	BUILDING CONSTRUC INSPCTR III	SR21	03	P	C	1.00		1.00	54,012
AGS221IA	12/30/2010	038713	ENGINEER V	SR26	13	P	C	1.00		1.00	64,920
AGS231FA	12/30/2010	022560	JANITOR	BC02	01	P	A	1.00	33,228	1.00	33,328
AGS244JC	12/30/2010	010486	ACCOUNT CLERK III	SR11	03	P	W	1.00	42,684	1.00	42,684
AGS871NA	12/30/2010	103134	GENERAL COUNSEL	SRNA	73	T	T	1.00	93,660	1.00	93,660
AGS131EB	12/31/2010	039813	INFO TECHNOLOGY SPECIALIST VI	SR26	13	P	A	1.00	73,044	1.00	73,044
AGS240JA	12/31/2010	012950	INVENTORY MNGMT SPECIALIST	SR22	73	P	A	1.00	62,424	1.00	21.91/hr
AGS818KA	12/31/2010	103501	ARTS PROGRAM SPECIALIST	SRNA	13	T	T	1.00	41,532	1.00	45,576
AGS111DA	1/2/2011	012953	OFFICE ASSISTANT III	SR08	03	P	A	1.00	33,756	1.00	33,756
AGS131EA	1/2/2011	022015	OFFICE ASSISTANT III	SR08	03	P	A	1.00	39,480	1.00	39,480
AGS252GB	1/2/2011	048116	PARKING & SECURITY OFFICER I	SR09	03	P	W	1.00	26,707	1.00	26,700
AGS102CB	1/27/2011	003553	CLAIMS PRE-AUDIT SUPERVISOR	SR22	93	P	A	1.00	62,424	1.00	21.91/hr
AGS131EA	1/31/2011	118185	INFO TECHNOLOGY SPECIALIST V	SR24	13	P	A	1.00	47,448	1.00	57,708
AGS221IA	2/15/2011	046238	ENGINEER V	SR-26	13	P	C	1.00		1.00	67,488
AGS232FE	2/15/2011	028055	GROUNDSKEEPER I	BC-02	01	P	A	1.00	33,228	1.00	33,228
AGS807FR	2/15/2011	017233	REPAIRS & MAINTENANCE ASST.	SR-18	63	P	A	1.00	56,172	1.00	18.25/hr
AGS901AA	2/15/2011	021562	SECRETARY III	SR-16	63	P	A	1.00	44,412	1.00	44,412
AGS131EC	2/25/2011	018970	COMPUTER OPERATOR III	SR-17	63	P	A	1.00	56,172	1.00	17.56/hr
AGS131EC	2/28/2011	022012	COMPUTER OPERATIONS SUPV II	SR-23	84	P	A	1.00	71,112	1.00	48,048

Department of Accounting and General Services
Personnel Separations

Table 12

<u>Prog ID/Org</u>	<u>Separation Date</u>	<u>Position Number</u>	<u>Position Title</u>	<u>SR Level</u>	<u>BU Code</u>	<u>T/P</u>	<u>MOF</u>	<u>Budgeted FTE</u>	<u>Budgeted Salary</u>	<u>Actual FTE</u>	<u>Actual Salary</u>
AGS131EC	2/28/2011	022020	COMPUTER OPERATOR II	SR-15	03	P	A	1.00	37,968	1.00	37,968
AGS244JC	2/28/2011	010428	HEAVY TRUCK DRIVER	BC-07	01	P	W	1.00	39,972	1.00	39,972
AGS879OA	3/29/2011	105766	ELECTION LOGISTICS WORKER	SRNA	61	T	A	1.00	19,200	1.00	29,330
AGS103CC	3/31/2011	003539	ACCOUNTANT (FUNDS CNTRL)VI	SR26	23	P	A	1.00	-	1.00	78,984
AGS131EE	3/31/2011	039480	INFO TECHNOLOGY SPECIALIST IV	SR22	13	P	A	1.00	57,708	1.00	57,708
AGS881LA	4/2/2011	112788	ARTS PROGRAM SPECIALIST II	SR18	73	P	B	1.00	45,576	1.00	18.74/hr
AGS232FE	4/6/2011	004375	GROUNDSKEEPER I	BC-02	01	P	A	1.00	33,228	1.00	33,228
AGS231FC	4/11/2011	017455	JANITOR II	BC-02	01	P	A	1.00	33,228	1.00	33,228
AGS102CB	4/15/2011	009723	OFFICE ASSISTANT II	SR-06	63	P	A	1.00	36,516	1.00	11.39/hr
AGS103CC	4/17/2011	033289	ACCOUNTANT IV	SR-22	13	P	A	1.00	60,024	1.00	60,024
AGS131EA	4/17/2011	037859	INFORMATION TECHNOLOGY MNGR	EM-05	35	P	A	1.00	73,344	1.00	74,868
AGS221IA	4/17/2011	021556	OFFICE ASSISTANT III	SR-08	03	P	C	1.00		1.00	32,424
AGS889MA	4/17/2011	027960	ASST STADIUM BOX OFFICE MNGR	SR-21	03	P	B	1.00	46,176	1.00	46,176
AGS111DA	4/25/2011	042719	ARCHIVIST IV	SR-22	23	P	A	1.00	47,412	1.00	47,412
AGS102CB	4/29/2011	003556	PRE-AUDIT CLERK III	SR-15	03	P	A	1.00	44,412	1.00	44,412
AGS221IA	4/29/2011	006687	BUILDING INSPECTOR II	SR-19	03	P	C	1.00		1.00	49,932
AGS233FM	4/29/2011	046917	CARPENTER I	BC-09	01	P	A	1.00	44,544	1.00	44,544
AGS252GB	4/29/2011	026869	OFFICE ASSISTANT III	SR-08	63	P	W	1.00	36,516	1.00	12.34/hr
AGS252GB	4/29/2011	048118	PARKING & SECURITY OFFICER I	SR-09	03	P	W	1.00	26,707	1.00	26,700
AGS889MA	4/29/2011	027950	BLDG. CONSTRUCTION & MAINT SUPV II	F210	02	P	B	1.00	54,840	1.00	54,840
AGS131EF	4/30/2011	034128	TELECOMMUNICATIONS PLANNER	SR-24	13	P	A	1.00	53,352	1.00	53,352
AGS221IA	5/8/2011	038709	ENGINEER (BLDGS) V	SR-26	23	P	C	1.00		1.00	78,984
AGS807FP	5/9/2011	046598	BLDG MAINTENANCE WORKER I	BC-09	01	P	A	1.00	44,544	1.00	44,544
AGS881LA	5/9/2011	112788	ARTS PROGRAM SPECIALIST II	SR-18	73	P	B	1.00	45,576	1.00	18.74/hr
AGS131EC	5/12/2011	011831	COMPUTER OPERATOR II	SR15	63	P	A	1.00	51,936	1.00	16.23/hr
AGS131EC	5/13/2011	006508	COMPUTER OPERATOR II	SR-15	63	P	A	1.00	48,048	1.00	16.23/hr
AGS131EC	5/14/2011	010152	COMPUTER OPERATOR II	SR-15	63	P	A	1.00	46,176	1.00	16.23/hr
AGS221IA	5/15/2011	011971	BLDG CONSTRUCTION INSPECTOR II	SR-19	03	P	C	1.00		1.00	58,440
AGS879OA	5/15/2011	032781	OFFICE ASSISTANCE III	SR-08	63	P	A	1.00	33,756	1.00	33,756
AGS221IA	5/17/2011	017223	ACCOUNT CLERK III	SR-11	03	P	C	1.00		1.00	39,480
AGS879OA	5/17/2011	101889	INFO COMM SYSTEMS ANALYST	SRNA	73	T	A	1.00	32,448	1.00	21.63/hr
AGS221IA	5/31/2011	011850	ENGINEER VI	SR-28	23	P	A	1.00	92,400	1.00	92,400

Department of Accounting and General Services
Personnel Separations

Table 12

<u>Prog ID/Org</u>	<u>Separation Date</u>	<u>Position Number</u>	<u>Position Title</u>	<u>SR Level</u>	<u>BU Code</u>	<u>T/P</u>	<u>MOF</u>	<u>Budgeted FTE</u>	<u>Budgeted Salary</u>	<u>Actual FTE</u>	<u>Actual Salary</u>
AGS221IA	5/31/2011	017012	CONTRACTS ASSISTANT II	SR-15	03	P	A	1.00	49,932	1.00	49,932
AGS221IA	5/31/2011	036607	ENGINEER V	SR-26	23	P	C	1.00		1.00	82,128
AGS231FA	5/31/2011	002520	JANITOR II	BC-02	01	P	A	1.00	33,228	1.00	33,228
AGS807FQ	5/31/2011	021391	CARPENTER SUPERVISOR I	F109	02	P	A	1.00	48,552	1.00	48,552
AGS889MA	5/31/2011	027952	BLDG CONSTRUCTION & MAINT SUPRV I	F110	02	P	B	1.00	50,520	1.00	50,520
AGS889MA	5/31/2011	027961	CASHIER I	SR10	03	P	B	1.00	36,516	1.00	39,480
AGS901AA	6/3/2011	100124	DEPUTY COMPTROLLER	SRNA	00	P	A	1.00	59,346	1.00	97,524
AGS818KA	6/24/2011	103501	ARTS PROGRAM SPECIALIST	SRNA	13	T	T	1.00	41,532	1.00	4,600
AGS889MA	6/29/2011	027957	WELDER I	BC-10	01	P	B	1.00	46,236	1.00	46,236
AGS103CC	6/30/2011	022959	ACCOUNTANT (FUNDS CONTROL) V	SR-24	13	P	A	1.00	73,044	1.00	67,488
AGS871NA	6/30/2011	100685	GENERAL TECHNICIAN	SRNA	63	T	T	1.00	52,188	1.00	52,188
AGS881LA	6/30/2011	052289	ARTS PROGRAM SPECIALIST III	SR-20	13	T	B	1.00	42,132	1.00	42,132
AGS889MA	6/30/2011	107519	SALES & MARKETING SPECIALIST	SRNA	13	T	B	1.00	54,084	1.00	54,084
AGS901AC	6/30/2011	037507	PERSONNEL MANAGEMENT SPECIALIST II	SR-18	73	P	A	1.00		1.00	34,632
AGS818KA	7/23/2011	106914	CLERK TYPIST II	SRNA	63	T	T			0.50	14.25/hr
AGS889MA	7/25/2011	027942	ASSISTANT STADIUM EVENTS MANAGER	SR-24	23	P	B	1.00	53,352	1.00	50,688
AGS103CC	7/29/2011	033892	SECRETARY II	SR-14	03	P	A	1.00	42,684	1.00	40,548
AGS252GB	7/29/2011	048116	PARKING & SECURITY OFFICER I	SR-09	03	P	W	1.00		1.00	12.20/hr
AGS807FQ	7/29/2011	043693	BLDG MAINTENANCE SUPV I	F109	02	P	A	1.00	50,520	1.00	48,000
AGS103CC	7/31/2011	010010	ACCOUNTANT (FUNDS CONTROL) IV	SR-22	13	P	A	1.00	60,024	1.00	57,024
AGS131EA	8/12/2011	003275	ADMINISTRATIVE SERVICES ASSISTANT	SR-22	13	P	A	1.00	51,312	1.00	43,296
AGS111DA	8/15/2011	041403	ARCHIVIST III	SR-20	13	P	A	1.00	42,132	1.00	40,020
AGS221IA	8/15/2011	017013	OFFICE ASSISTANT III	SR-08	03	P	C	1.00		1.00	37,512
AGS807FQ	8/15/2011	021414	BLDG MAINTENANCE WORKER II	BC-09	01	P	A	1.00	44,544	1.00	44,544
AGS131EA	8/22/2011	022015	OFFICE ASSISTANT III	SR-08	03	P	A	1.00	39,480	1.00	32,064
AGS102CB	8/31/2011	009723	CLERK TYPIST II	SR06	03	P	A	1.00	36,516	1.00	36,516
AGS240JA	8/31/2011	052276	MANAGEMENT ANALYST IV	SR-22	13	P	A	1.00	53,352	1.00	50,688
AGS251GA	8/31/2011	041306	AUTOMOTIVE SVCS OPTNS SUPVR	SR-24	84	P	W	0.50	34,194	0.50	32,484
AGS252GB	8/31/2011	041306	AUTOMOTIVE SVCS OPTNS SUPVR	SR-24	84	P	W	0.50	34,194	0.50	32,484
AGS252GB	8/31/2011	048118	PARKING & SECURITY OFFICER I	SR-09	03	P	W	1.00	26,700	1.00	25,368
AGS807FP	9/30/2011	021175	ACCOUNT CLERK III	SR-11	03	P	A	1.00	33,744	1.00	36,072
AGS807FQ	10/31/2011	043780	ELECTRICIAN II	WS10	01	P	A	1.00	48,960	1.00	48,960

Department of Accounting and General Services
Personnel Separations

Table 12

<u>Prog ID/Org</u>	<u>Separation Date</u>	<u>Position Number</u>	<u>Position Title</u>	<u>SR Level</u>	<u>BU Code</u>	<u>T/P</u>	<u>MOF</u>	<u>Budgeted FTE</u>	<u>Budgeted Salary</u>	<u>Actual FTE</u>	<u>Actual Salary</u>
AGS901AA	10/31/2011	100123	COMPROLLER	SRNA	00	P	A	1.00	133,536	1.00	108,972
AGS252GB	11/1/2011	041117	OFFICE ASSISTANT IV	SR10	03	P	W	1.00	36,516	1.00	34,692
AGS807FP	11/1/2011	021166	CABINETMAKER I	BC10	01	P	A	1.00	46,236	1.00	46,236
AGS232FE	11/13/2011	006810	GRUNDSKEEPER I	BC02	01	P	A	1.00	33,228	1.00	33,228
AGS221IA	11/15/2011	012584	PUBLIC WORKS MANAGER	SR28	23	P	A	1.00	88,848	1.00	84,408
AGS221IA	11/15/2011	036447	CONTRACTS ASSISTANT II	SR10	03	P	C	1.00		1.00	36,072

Department of Department of Accounting and General Services

Table 13

New Hires

Prog ID/Org	New Hire Effective Date	Position Number	Position Title	SR Level	BU Code	T/P	MOF	Budgeted	Budgeted	Actual	Actual
								FTE	Salary	FTE	Actual Salary
AGS231FA	7/1/2010	015116	BUILDING MANAGER	SR22	23	P	A	1.00	60,024	1.00	49,332
AGS251GA	7/1/2010	013971	AUTOMOTIVE TECHNICIAN SUPRV	F111	02	P	W	1.00	55,764	1.00	53,604
AGS231FA	7/19/2010	018992	JANITOR II	BC02	01	P	A	1.00	33,228	1.00	33,228
AGS240JA	7/19/2010	012950	INVENTORY MNGMT SPECIALIST	SR22	73	P	A	1.00	62,424	1.00	21.91/hr
AGS102CB	8/2/2010	003553	CLAIMS PRE-AUDIT SUPVR	SR22	93	P	A	1.00	62,424	1.00	21.91/hr
AGS233FK	8/17/2010	010846	BLDG MAINTENANCE WORKER I	BC09	01	P	A	1.00	44,544	1.00	44,544
AGS231FC	8/23/2010	030217	JANITOR II	BC02	61	P	A	1.00	33,228	1.00	15.98/hr
AGS221IA	9/1/2010	017009	ENGINEER V	SR26	13	P	C	1.00		1.00	55,500
AGS221IA	9/1/2010	042619	PUBLIC WORKS MANAGER	EM07	35	P	C	1.00		1.00	80,352
AGS807FR	9/1/2010	017233	REPAIRS & MAINTENANCE ASST	SR18	63	P	A	1.00	56,172	1.00	18.25/hr
AGS231FA	9/20/2010	034200	BUILDING MANAGER	SR22	93	P	A	1.00	67,488	1.00	21.91/hr
AGS901AA	9/20/2010	024150	PUBLIC WORKS MANAGER	EM07	35	P	A	1.00	93,600	1.00	79,104
AGS103CC	10/4/2010	003539	ACCOUNTANT (FUNDS CNTRL)VI	SR26	23	P	A	1.00	-	1.00	78,984
AGS131EC	10/18/2010	012259	COMPUTER OPERATIONS SUPV I	SR19	04	P	A	1.00	54,012	1.00	51,936
AGS240JA	10/19/2010	012950	INVENTORY MNGMT SPECIALIST	SR22	73	P	A	1.00	62,424	1.00	21.91/hr
AGS889MA	10/22/2010	027933	ADMINISTRATION SVCS OFFCR I	EM05	35	P	B	1.00	98,196	1.00	80,352
AGS879OA	10/26/2010	100362	SECTION HEAD (BOPS)	SRNA	63	P	A	1.00	49,080	1.00	51,312
AGS131EC	11/1/2010	019042	DATA PROCESSING CNTRL CLK II	SR14	03	P	A	1.00	48,048	1.00	48,048
AGS102CB	11/3/2010	003553	CLAIMS PRE-AUDIT SUPVR	SR22	93	P	A	1.00	62,424	1.00	21.91/hr
AGS871NA	11/4/2010	100684	EXECUTIVE DIRECTOR	SRNA	93	T	T	1.00	113,568	1.00	110,000
AGS131EC	11/10/2010	012377	DATA PROCESSING CNTRL CLK I	SR12	03	P	A	1.00	46,176	1.00	14.44/hr
AGS231FC	11/22/2010	030217	JANITOR II	BC02	01	P	A	1.00	33,228	1.00	33,228
AGS131EC	12/1/2010	018970	COMPUTER OPERATOR III	SR17	63	P	A	1.00	56,172	1.00	17.56/hr
AGS131EC	12/1/2010	045428	INFO TECHNOLOGY SPECIALIST III	SR20	13	P	A	1.00	51,312	1.00	43,824
AGS807FR	12/6/2010	017233	REPAIRS & MAINTENANCE ASST	SR18	63	P	A	1.00	56,172	1.00	18.25/hr
AGS901AA	12/13/2010	100012	PRIVATE SECRETARY III	SR24	63	P	A	1.00	60,744	1.00	51,936
AGS901AA	12/13/2010	100123	COMPTRROLLER	SRNA	00	P	A	1.00	129,024	1.00	108,972
AGS131ED	12/16/2010	039551	INFO TECHNOLOGY SPECIALIST IV	SR22	13	P	A	1.00	75,960	1.00	51,312
AGS231FA	12/16/2010	034200	BUILDING MANAGER	SR22	23	P	A	1.00	67,488	1.00	45,576
AGS901AA	12/20/2010	100124	DEPUTY COMPTRROLLER	SRNA	00	P	A	1.00	59,346	1.00	97,524
AGS131EC	12/27/2010	012378	DATA PROCESSING CNTRL CLK I	SR12	03	P	A	1.00	44,412	1.00	35,064
AGS131EC	1/3/2011	012377	DATA PROCESSING CONTROL CLERK I	SR12	03	P	A	1.00	46,176	1.00	44,412
AGS252GB	1/3/2011	003925	PARKING & SECUIRTY OFFICER II	SR10	03	P	W	1.00	37,968	1.00	27,756
AGS881LA	1/3/2011	112788	ARTS PROGRAM SPECIALIST II	SR18	73	P	B	1.00	45,576	1.00	18.74/hr
AGS901AA	1/3/2011	100017	PRIVATE SECRETARY II	SR22	63	P	A	1.00	58,440	1.00	56,172

Department of Department of Accounting and General Services

Table 13

New Hires

<u>Prog ID/Org</u>	<u>New Hire Effective Date</u>	<u>Position Number</u>	<u>Position Title</u>	<u>SR Level</u>	<u>BU Code</u>	<u>T/P</u>	<u>MOF</u>	<u>Budgeted FTE</u>	<u>Budgeted Salary</u>	<u>Actual FTE</u>	<u>Actual Salary</u>
AGS221IA	1/5/2011	043716	BLDG CONSTRUCTION INSPECTOR II	SR19	03	P	C	1.00		1.00	39,480
AGS889MA	1/18/2011	048149	ACCOUNTANT III	SR20	13	P	B	1.00	53,352	1.00	42,132
AGS111DA	2/1/2011	012953	OFFICE ASSISTANT III	SR08	03	P	A	1.00	33,756	1.00	33,756
AGS131EB	2/1/2011	039813	INFORMATION TECH SPECIALIST VI	SR26	13	P	A	1.00	73,044	1.00	62,424
AGS231FA	2/1/2011	011882	JANITOR II	BC02	01	P	A	1.00	33,228	1.00	33,228
AGS251GA	2/1/2011	046324	AUTOMOTIVE TECHNICIAN II	WS11	01	P	W	1.00	50,856	1.00	50,856
AGS221IA	2/16/2011	042662	ENGINEER VI	SR28	23	P	C	1.00		1.00	75,960
AGS232FE	2/16/2011	006815	POWER MOWER OPERATOR I	BC03	01	P	A	1.00	33,228	1.00	34,164
AGS233FK	2/16/2011	002650	CARPENTER I	BC09	01	P	A	1.00	44,544	1.00	44,544
AGS807FR	2/16/2011	017233	REPAIRS & MAINTENANCE ASST.	SR18	03	P	A	1.00	56,172	1.00	48,048
AGS871NA	2/16/2011	103134	GENERAL COUNSEL	SRNA	73	T	T	1.00	93,660	1.00	90,000
AGS879OA	2/16/2011	101160	ELECTION SPECIALIST (ESS)	SRNA	63	T	A	1.00	29,952	1.00	27,040
AGS879OA	2/22/2011	101889	INFO COMM SYSTEMS ANALYST	SRNA	73	T	A	1.00	32,448	1.00	21.63/hr
AGS131EC	3/1/2011	018970	COMPUTER OPERATOR III	SR17	03	P	A	1.00	56,172	1.00	41,040
AGS131EC	3/3/2011	011831	COMPUTER OPERATOR II	SR15	63	P	A	1.00	51,936	1.00	16.23/hr
AGS102CB	3/9/2011	009723	OFFICE ASSISTANT II	SR06	63	P	A	1.00	36,516	1.00	11.39/hr
AGS131EC	3/14/2011	006508	COMPUTER OPERATOR II	SR15	63	P	A	1.00	48,048	1.00	16.23/hr
AGS131EC	3/14/2011	010152	COMPUTER OPERATOR II	SR15	63	P	A	1.00	46,176	1.00	16.23/hr
AGS252GB	3/28/2011	026869	OFFICE ASSISTANT III	SR08	63	P	W	1.00	36,516	1.00	12.34/hr
AGS818KA	4/1/2011	103501	ARTS PROGRAM SPECIALIST III	SRNA	13	T	T	1.00	41,532	1.00	46,000
AGS232FE	4/7/2011	028055	GROUNDKEEPER I	BC02	01	P	A	1.00	33,228	1.00	33,228
AGS881LA	4/8/2011	112788	ARTS PROGRAM SPECIALIST II	SR18	73	P	B	1.00	45,576	1.00	18.74/hr
AGS102CB	4/18/2011	003553	CLAIMS PRE-AUDIT SUPERVISOR	SR22	23	P	A	1.00	62,424	1.00	47,412
AGS102CB	4/18/2011	009723	OFFICE ASSISTANT II	SR06	03	P	A	1.00	36,516	1.00	23,688
AGS103CC	4/18/2011	022959	ACCOUNTANT V (FUNDS CONTROL)	SR24	13	P	A	1.00	73,044	1.00	67,488
AGS131EF	4/18/2011	043026	INFORMATION TECHNOLOGY MNGR	EM05	35	P	A	1.00	98,196	1.00	74,868
AGS807FP	4/18/2011	021175	ACCOUNT CLERK III	SR11	03	P	A	1.00	39,480	1.00	37,968
AGS889MA	4/18/2011	027941	STADIUM EVENTS MANAGER	SR28	23	P	B	1.00	82,128	1.00	62,424
AGS901AA	4/18/2011	021557	SECRETARY III	SR16	63	P	A	1.00	49,932	1.00	36,516
AGS221IA	4/25/2011	052296	BLDG CONSTRUCTION INSPECTOR II	SR19	03	P	C	1.00		1.00	39,480
AGS818KA	4/26/2011	106914	CLERK TYPIST II	SRNA	63	T	T			0.50	15.00/hr
AGS131EC	5/2/2011	027570	DATA PROCESSING CNTRL CLRK I	SR12	03	P	A	1.00	44,412	1.00	33,756
AGS131EF	5/2/2011	040128	INFORMATION TECH SPECIALIST V	SR24	13	P	A	1.00	75,960	1.00	64,920
AGS252GB	5/2/2011	026869	OFFICE ASSISTANT III	SR08	03	P	W	1.00	36,516	1.00	25,668
AGS102CB	5/3/2011	017729	OFFICE ASSISTANT III	SR08	03	P	A	1.00	39,480	1.00	25,668

New Hires

<u>Prog ID/Org</u>	<u>New Hire Effective Date</u>	<u>Position Number</u>	<u>Position Title</u>	<u>SR Level</u>	<u>BU Code</u>	<u>T/P</u>	<u>MOF</u>	<u>Budgeted FTE</u>	<u>Budgeted Salary</u>	<u>Actual FTE</u>	<u>Actual Salary</u>
AGS252GB	5/3/2011	048116	PARKING & SECURITY OFFICER I	SR09	03	P	W	1.00	26,707	1.00	12.84/hr
AGS221IA	5/9/2011	044093	ENGINEER (BLDGS) V	SR26	13	P	C	1.00		1.00	78,984
AGS879OA	5/9/2011	100204	ELECTION SPEC. (VS)	SRNA	63	T	A	1.00	31,200	1.00	27,040
AGS131EA	5/16/2011	022015	OFFICE ASSISTANCE III	SR08	03	P	A	1.00	39,480	1.00	33,756
AGS131EC	5/16/2011	006508	COMPUTER OPERATOR II	SR15	03	P	A	1.00	48,048	1.00	36,516
AGS221IA	5/16/2011	21619	BLDG CONSTRUCTION INSPECTOR III	SR21	03	P	C	1.00		1.00	63,204
AGS131EA	5/17/2011	003275	ADMINISTRATIVE SVCS ASST	SR22	73	P	A	1.00	51,312	1.00	21.91/hr
AGS131EC	5/17/2011	010152	COMPUTER OPERATOR II	SR15	03	P	A	1.00	46,176	1.00	35,064
AGS879OA	5/19/2011	101889	INFO COMM SYSTEMS ANALYST	SRNA	73	T	A	1.00	32,448	1.00	39,750
AGS131EC	6/1/2011	011831	COMPUTER OPERATOR II	SR15	03	P	A	1.00	51,936	1.00	36,516
AGS881LA	6/1/2011	112788	ARTS PROGRAM SPECIALIST II	SR18	13	P	B	1.00	45,576	1.00	38,988
AGS889MA	6/1/2011	027960	ASST STADIUM BOX OFFICE MNGR	SR21	03	P	B	1.00	46,176	1.00	44,412
AGS889MA	6/2/2011	027963	STADIUM TRAFFIC & PRKG CNTRL SUPV	SR18	84	P	B	1.00	44,412	1.00	18.25/hr
AGS221IA	6/16/2011	017028	ENGINEER (BLDGS) V	SR26	13	P	C	1.00		1.00	62,424
AGS221IA	6/20/2011	017047	BUILDING CONSTRUCTION INSPECTOR II	SR19	03	P	C	1.00		1.00	39,480
AGS103CC	6/22/2011	003547	ACCOUNTING SYSTEM MANAGER	EM05	35	P	A	1.00	91,752	1.00	34.50/hr
AGS879OA	6/28/2011	120301	ADMIN ASST REAPPORNTMNT PROJ OFF	SRNA	73	T	A	1.00	37,502	1.00	50,000
AGS889MA	6/30/2011	027952	BLDG CONSTR & MAINT SUPV I	F110	02	P	B	1.00	50,520	1.00	50,520
AGS103CC	7/1/2011	003539	ACCOUNTANT (FUNDS CONTROL) VI	SR26	23	P	A	1.00	78,984	1.00	69,396
AGS221IA	7/1/2011	021556	OFFICE ASSISTANT III	SR08	03	P	C	1.00		1.00	24,384
AGS889MA	7/1/2011	107519	SALES & MARKETING SPECIALIST	SRNA	13	T	B	1.00	54,084	1.00	47,500
AGS901AA	7/6/2011	100124	DEPUTY COMPTRROLLER	SRNA	00	P	A	1.00	59,346	1.00	97,524
AGS221IA	7/11/2011	001255	OFFICE ASSISTANT III	SR08	03	P	C	1.00		1.00	24,384
AGS221IA	7/20/2011	038713	ENGINEER (BLDGS) V	SR26	13	P	C	1.00		1.00	52,728
AGS879OA	7/28/2011	120300	REAPPORTIONMENT SECRETARY	SRNA	63	T	A	1.00	30,000	1.00	19.23/hr
AGS103CC	8/1/2011	022959	ACCOUNTANT (FUNDS CONTROL) V	SR24	13	P	A	1.00	55,500	1.00	64,116
AGS252GB	8/2/2011	048116	PARKING & SECURITY OFFICER I	SR09	03	P	W	1.00	26,707	1.00	12.20/hr
AGS221IA	8/10/2011	017223	ACCOUNT CLERK III	SR11	03	P	C	1.00		1.00	27,396
AGS203AD	8/16/2011	017225	CLAIMS MANAGEMENT SPECIALIST III	SR20	13	P	W	1.00	41,727	1.00	45,036
AGS221IA	8/16/2011	012704	SECRETARY II	SR14	03	P	A	1.00	49,932	1.00	42,192
AGS221IA	8/16/2011	043714	BUILDING CONSTRUCTION INSPECTOR II	SR19	03	P	C	1.00		1.00	37,512
AGS252GB	8/16/2011	048116	PARKING & SECURITY OFFICER I	SR09	03	P	W	1.00	26,707	1.00	34,692
AGS807FQ	8/16/2011	021415	BLDG MAINTENANCE WORKER II	WS09	01	P	A	1.00	47,268	1.00	47,268
AGS871NA	8/23/2011	100685	ELECTIONS ASSISTANT	SRNA	63	T	T	1.00	52,188	1.00	45,000
AGS221IA	9/1/2011	021453	BLDG CONSTRUCTION INSPECTOR II	SR19	03	P	C	1.00		1.00	37,512

Department of Department of Accounting and General Services
New Hires

Table 13

<u>Prog ID/Org</u>	<u>New Hire Effective Date</u>	<u>Position Number</u>	<u>Position Title</u>	<u>SR Level</u>	<u>BU Code</u>	<u>T/P</u>	<u>MOF</u>	<u>Budgeted FTE</u>	<u>Budgeted Salary</u>	<u>Actual FTE</u>	<u>Actual Salary</u>
AGS252GB	9/1/2011	048118	PARKING & SECURITY OFFICER I	SR09	03	P	W	1.00	26,700	1.00	25,368
AGS131EE	9/16/2011	039480	INFORMATION TECHNOLOGY SPECIALIST IV	SR22	13	P	A	1.00	57,708	1.00	46,860
AGS111DA	10/11/2011	118804	LIBRARY TECHNICIAN V	SR11	03	P	A	1.00	28,836	1.00	33,312
AGS231FA	10/12/2011	018991	JANITOR II	BC02	01	P	A	1.00	33,228	1.00	33,228
AGS221IA	10/17/2011	038711	ARCHITECT V	SR26	13	P	C	1.00		1.00	52,728
AGS231FA	10/24/2011	022560	JANITOR II	BC02	01	P	A	1.00	33,228	1.00	33,228
AGS221IA	11/1/2011	006687	BUILDING CONSTRUCTION INSPECTOR II	SR19	03	P	C	1.00		1.00	37,512
AGS879OA	11/1/2011	101163	WAREHOUSE SUPERVISOR	SRNA	61	T	A	1.00	29,986	1.00	24,000
AGS231FA	11/7/2011	018987	JANITOR II	BC02	01	P	A	1.00	33,228	1.00	33,228
AGS232FE	11/14/2011	004375	GROUNDSKEEPER I	BC02	01	P	A	1.00	33,228	1.00	33,228
AGS131EA	11/16/2011	022015	OFFICE ASSISTANT III	SR08	03	P	A	1.00	39,480	1.00	26,364
AGS221IA	11/16/2011	012581	PUBLIC WORKS MANAGER	EM07	35	P	A	1.00	79,104	1.00	92,844
AGS221IA	11/16/2011	017012	CONTRACTS ASSISTANT II	SR15	03	P	A	1.00	49,932	1.00	40,548
AGS231FA	11/16/2011	009813	OFFICE ASSISTANT II	SR06	03	P	A	1.00	33,756	1.00	25,368
AGS818KA	11/21/2011	103501	ARTS PROGRAM SPECIALIST	SRNA	13	P	T	1.00	42,132	1.00	43,700

Department of Accounting and General Services
RIF Related Grievances

Table 14

<u>Prog ID/Org</u>	<u>Position Number</u>	<u>Position Title</u>	<u>SR Level</u>	<u>BU</u>	<u>T/P</u>	<u>MOF</u>	<u>FTE</u>	<u>RIF Date</u>	<u>Grievance Date</u>	<u>Current Status</u>
AGS 231 FA	110633	Carpet Cleaner I	BC-04	01	P	A	1.00	11/20/2009	11/20/2009	Grievance withdrawn by UPW eff. 7/12/10.
AGS 231 FA	110633	Carpet Cleaner I	BC-04	01	P	A	1.00	11/20/2009	12/14/2009	Grievance withdrawn by UPW eff. 7/12/10.
AGS 231 FA	110633	Carpet Cleaner I	BC-04	01	P	A	1.00	11/20/2009	12/8/2009	Grievance withdrawn by UPW eff. 7/12/10.
AGS 231 FA	110633	Carpet Cleaner I	BC-04	01	P	A	1.00	11/20/2009	2/9/2010	Grievance withdrawn by UPW eff. 7/12/10.
AGS 232 FE	22452	Groundskeeper I	BC-02	01	P	A	1.00	11/20/2009	12/15/2009	Pending arbitration.
AGS 232 FE	22452	Groundskeeper I	BC-02	01	P	A	1.00	11/20/2009	2/9/2010	Pending arbitration.
AGS 231 FA	110524	Janitor II	BC-02	01	P	A	1.00	11/20/2009	12/8/2009	Pending arbitration.
AGS 231 FA	110524	Janitor II	BC-02	01	P	A	1.00	11/20/2009	2/9/2010	Pending arbitration.
AGS 231 FA	3762	Janitor II	BC-02	01	P	A	1.00	11/20/2009	12/8/2009	Pending arbitration.
AGS 231 FA	3762	Janitor II	BC-02	01	P	A	1.00	11/20/2009	2/9/2010	Pending arbitration.
AGS 231 FA	1301	Carpet Cleaner II	WS-04	01	P	A	1.00	6/15/2010 **	11/20/2009	Grievance settled eff. 5/24/10.
AGS 231 FA	1301	Carpet Cleaner II	WS-04	01	P	A	1.00	6/15/2010 **	12/14/2009	Grievance settled eff. 5/24/10.
AGS 232 FE	6814	Groundskeeper I	BC-02	01	P	A	1.00	11/20/2009	12/8/2009	Pending arbitration.
AGS 232 FE	6814	Groundskeeper I	BC-02	01	P	A	1.00	11/20/2009	2/9/2010	Pending arbitration.
AGS 231 FA	22555	Janitor II	BC-02	01	P	A	1.00	11/20/2009	12/8/2009	Pending arbitration.
AGS 231 FA	22555	Janitor II	BC-02	01	P	A	1.00	11/20/2009	2/9/2010	Pending arbitration.
AGS 231 FA	22557	Janitor II	BC-02	01	P	A	1.00	11/20/2009	11/19/2009	Pending arbitration.
AGS 231 FA	22557	Janitor II	BC-02	01	P	A	1.00	11/20/2009	12/14/2009	Pending arbitration.
AGS 231 FA	22557	Janitor II	BC-02	01	P	A	1.00	11/20/2009	12/8/2009	Pending arbitration.
AGS 231 FA	22557	Janitor II	BC-02	01	P	A	1.00	11/20/2009	2/9/2010	Pending arbitration.
AGS 232 FE	21599	Groundskeeper I	BC-02	01	P	A	1.00	11/20/2009	12/8/2009	Pending arbitration.
AGS 232 FE	21599	Groundskeeper I	BC-02	01	P	A	1.00	11/20/2009	2/9/2010	Pending arbitration.
AGS 231 FA	1351	Janitor II	BC-02	01	P	A	1.00	11/20/2009	12/8/2009	Pending arbitration.
AGS 231 FA	1351	Janitor II	BC-02	01	P	A	1.00	11/20/2009	2/9/2010	Pending arbitration.
AGS 231 FA	18554	Janitor II	BC-02	01	P	A	1.00	11/20/2009	12/15/2009	Pending arbitration.
AGS 231 FA	18554	Janitor II	BC-02	01	P	A	1.00	11/20/2009	2/9/2010	Pending arbitration.
AGS 231 FA	31780	Janitor II	BC-02	01	P	A	1.00	11/20/2009	12/8/2009	Pending arbitration.
AGS 231 FA	31780	Janitor II	BC-02	01	P	A	1.00	11/20/2009	2/9/2010	Pending arbitration.
AGS 231 FA	7319	Janitor II	BC-02	01	P	A	1.00	11/20/2009	12/8/2009	Pending arbitration.
AGS 231 FA	7319	Janitor II	BC-02	01	P	A	1.00	11/20/2009	2/9/2010	Pending arbitration.
AGS 231 FA	55073	Janitor II	BC-02	01	P	A	1.00	11/20/2009	12/8/2009	Pending arbitration.
AGS 231 FA	55073	Janitor II	BC-02	01	P	A	1.00	11/20/2009	2/9/2010	Pending arbitration.
AGS 131 EC	7907	Computer Operations Supv I	SR-19	04	P	A	1.00	11/20/2009	11/20/2009	Grievance closed by DHRD eff. 12/2/09.
AGS 131 EE	14294	ITS V	SR-24	13	P	A	1.00	1/3/2010 *	12/10/2009	Class grievance filed with DHRD and settled eff. 8/3/10.
AGS 131 EE	37517	ITS IV	SR-22	13	P	A	1.00	1/3/2010 *	1/11/2010	Class grievance settled eff. 8/30/10.
AGS 131 EA	17863	ITS V	SR-24	13	P	A	1.00	1/3/2010 *	1/11/2010	Class grievance settled eff. 8/30/10.

Department of Accounting and General Services
RIF Related Grievances

Table 14

<u>Prog ID/Org</u>	<u>Position Number</u>	<u>Position Title</u>	<u>SR Level</u>	<u>BU</u>	<u>T/P</u>	<u>MOF</u>	<u>FTE</u>	<u>RIF Date</u>	<u>Grievance Date</u>	<u>Current Status</u>
AGS 131 EE	29671	ITS IV	SR-22	13	P	A	1.00	1/3/2010 *	1/11/2010	Class grievance settled eff. 8/30/10.
AGS 131 EC	9724	Office Assistant III	SR-08	03	P	A	1.00	1/3/2010 *	1/11/2010	Class grievance settled eff. 8/30/10.
AGS 131 EE	48161	ITS IV	SR-22	13	P	A	1.00	1/3/2010 *	1/11/2010	Class grievance settled eff. 8/30/10.
AGS 131 EC	9654	Computer Operator II	SR-15	03	P	A	1.00	12/15/2009 **	12/21/2009	Class grievance settled eff. 4/19/11.
AGS 131 EC	9962	Computer Operator II	SR-15	03	P	A	1.00	12/18/2009	12/21/2009	Class grievance settled eff. 4/19/11.
AGS 131 EC	27468	Computer Operator II	SR-15	03	P	A	1.00	1/3/2010 *	12/21/2009	Class grievance settled eff. 4/19/11.
AGS 131 EC	12685	Computer Operator III	SR-17	03	P	A	1.00	12/30/2009 ***	12/21/2009	Class grievance settled eff. 4/19/11.
AGS 131 EC	40587	Computer Operator II	SR-15	03	P	A	1.00	1/2/2010 *	12/21/2009	Class grievance settled eff. 4/19/11.
AGS 131 EC	40590	Computer Operator II	SR-15	03	P	A	1.00	1/2/2010 *	12/21/2009	Class grievance settled eff. 4/19/11.
AGS 131 EC	22023	Computer Operator II	SR-15	03	P	A	1.00	2/31/2009 ***	12/21/2009	Class grievance settled eff. 4/19/11.
* Placed in DAGS										
** Placed in another department										
*** Retired										
**** Resigned										

Department of Accounting and General Services
Expenditures Exceeding Appropriation Ceilings

Table 15

<u>Prog ID</u>	<u>MOF</u>	<u>Date of Increase</u>	<u>Appropriation Ceiling</u>	<u>Amount Exceeding Appropriation</u>	<u>Increase Percent</u>	<u>Reason for Exceeding Ceiling</u>	<u>Recurring (Y/N)</u>	<u>GF Impact (Y/N)</u>
AGS-881	N	11/1/2010	\$ 950,160	\$ 150,000	15.8%	Increase in federal grant	N	N

Department of Accounting and General Services
Federal Grants

Revised
Table 16

<u>Prog ID</u>	<u>CFDA No.</u>	<u>Award Description</u>	<u>Awarding Federal Agency</u>	<u>Anticipated or Actual Date of Award</u>	<u>Anticipated or Actual Award Amount</u>	<u>State Fiscal Year</u>	<u>State Matching Requirement or Other Commitment (Describe)</u>	<u>Anticipated Reduction or Discontinuance (Y/N)</u>	<u>Comments</u>
AGS 881 (State Foundation On Culture & the Arts)	45.025	Grant	National Endowment for the Arts	1-Jul-11	\$725,400	FY 2012	1:1	Yes - reduction	9% reduction to original award
AGS 881 (State Foundation On Culture & the Arts)	45.025	Grant	National Endowment for the Arts	1-Jul-12	\$730,000	FY 2013	1:1	Yes - reduction	Reduction of approximately 8% expected per cut to Department of the Interior's appropriations budget

Department of Accounting and General Services
Intrdepartmental Transfer of Funds

Table 17

<u>Date of Transfer</u>	<u>MOF</u>	<u>Amount Transferred</u>	<u>From Prog ID</u>	<u>Percent of Imparting Program ID Appropriation</u>	<u>To Prog ID</u>	<u>Percent of Receiving Program ID Appropriation</u>	<u>Reason for Transfer</u>	<u>Recurring (Y/N)</u>
3/21/2011	A	\$ 75,000	AGS-102	7.2%				
3/21/2011	A	\$ 20,000	AGS-104	4.9%				
3/21/2011	A	\$ 40,000	AGS-111	5.6%				
3/21/2011	A	\$ 5,000	AGS-211	0.8%				
3/21/2011	A	\$ 50,000	AGS-221	4.8%				
3/21/2011	A	\$ 80,000	AGS-232	5.1%				
3/21/2011	A	\$ 30,000	AGS-233	1.1%				
3/21/2011	A	\$ 250,000	AGS-901	10.0%				
3/21/2011	A	\$ 550,000			AGS-231	4.2%	To cover utility shortfalls	N
6/3/2011	A	\$ 17,000	AGS-101	3.2%				
6/3/2011	A	\$ 11,000	AGS-102		AGS-102	1.1%		
6/3/2011	A	\$ 6,000	AGS-103		AGS-103	1.0%	To cover payroll shortfalls	N

Department of Accounting and General Services
Interdepartmental Transfer of Funds

Table 18

<u>Date of Transfer</u>	<u>MOF</u>	<u>Amount Transferred</u>	<u>From Prog ID</u>	<u>Percent of Imparting Program ID Appropriation</u>	<u>To Prog ID</u>	<u>Percent of Receiving Program ID Appropriation</u>	<u>Transfer Category LS/PR/O</u>	<u>Reason for Transfer (O - Other)</u>	<u>Recurring (Y/N)</u>
11/23/2011	A	\$ 15,233	AGS-101	3.0%			LS		N
		\$ 25,161	AGS-102	2.3%			LS		N
		\$ 21,578	AGS-103	3.1%			LS		N
		\$ 14,300	AGS-104	3.2%			LS		N
		\$ 26,335	AGS-111	3.4%			LS		N
		\$ 289,488	AGS-131	2.3%			LS		N
		\$ 19,730	AGS-211	3.1%			LS		N
		\$ 40,358	AGS-221	3.4%			LS		N
		\$ 8,674	AGS-223	0.1%			LS		N
		\$ 143,978	AGS-231	0.1%			LS		N
		\$ 34,683	AGS-232	2.1%			LS		N
		\$ 59,139	AGS-233	2.1%			LS		N
		\$ 34,880	AGS-240	3.4%			LS		N
		\$ 127,452	AGS-807	2.9%			LS		N
		\$ 37,803	AGS-879	2.1%			LS		N
		\$ 73,665	AGS-901	2.7%			LS		N
		\$ 972,457			BUF-761	?	LS		N
11/23/2011		\$ 1,000,000	AGS-203	14.3%	BUF-761	?	PR		N

Department of Accounting and General Services
Active Contracts

Table 19

Prog ID	MOF	Payment Amount	Frequency (M/A/O)	Max Value (Original)	PO/Contract Balance as of 12/12/11	Date Executed	Term of Contract		Organization (Vendor, Contractor, Lessor)	Category G/S/E/L	Description	Explanation of How Contract is Monitored	POS Y/N
							From	To					
AGS-103	A	\$ 55,351	O	\$ 80,000	\$ 24,649	9/27/2011	9/27/11	12/31/13	N&K CPAs Inc	S	Accounting services to assist in the prepartaion of the CAFR.	* See footnote below	N
AGS-102	A		O	\$ 17,685	\$ 17,685	6/30/2011	6/30/11	6/30/12	STD REGISTER CO.	G	Check stock		N
<p align="center">Division/Office/Attached Agency: Accounting Division Contact Person: Wayne Horie Phone No.: 586-0600</p>													
<p>*Pursuant to HRS Section 103-10, payment shall be made no later than 30 calendar days following the date of receipt of the invoice or after the satisfactory delivery of the goods or performance of the services, whichever is later. The vendor/contractor is owned interest if they cannot be paid within this time period. Pursuant to HRS 40-56, the person directly responsible for purchase order/contract signs a certification validating that goods and services have been received in good order and condition on the invoice.</p>													

Department of Accounting and General Services
Active Contracts

Table 19

Prog ID	MOF	Payment Amount	Frequency (M/A/O)	Max Value (Original)	PO/Contract Balance as of 12/12/11	Date Executed	Term of Contract		Organization (Vendor, Contractor, Lessor)	Category G/S/E/L	Description	Explanation of How Contract is Monitored	POS Y/N
							From	To					
											* See footnote below	N	
AGS111	A	\$ 213	M	\$ 12,780	\$ 10,437	12/1/2010	12/1/10	12/1/15	Xerox Corp.	E	5 Yr Copier WC5735A Lease	Monthly Billing	N
AGS111	A	\$ 114	M	\$ 6,840	\$ 456	4/1/2007	4/1/07	4/1/12	Xerox Corp.	E	5 Yr Copier WC4150X Lease	Monthly Billing	N
AGS111	A	\$ 188	M	\$ 11,280	\$ 752	4/1/2007	4/1/07	4/1/12	Xerox Corp.	E	5 Yr Copier C123PL-CO Lease	Monthly Billing	N
AGS111	N	\$ 72,400	O	\$ 72,400	\$ 18,025	6/16/2010	7/29/10	2/29/12	Adam Jansen	S	Consultant Services to Develop Hawaii State Digital Archives Plan (Federal Grant)	Quarterly	N
<p>Division/Office/Attached Agency: Archives Division Contact Person: Susan Shaner Phone No.: 586-0310</p>													
<p>*Pursuant to HRS Section 103-10, payment shall be made no later than 30 calendar days following the date of receipt of the invoice or after the satisfactory delivery of the goods or performance of the services, whichever is later. The vendor/contractor is owned interest if they cannot be paid within this time period. Pursuant to HRS 40-56, the person directly responsible for purchase order/contract signs a certification validating that goods and services have been received in good order and condition on the invoice.</p>													

Department of Accounting and General Services
Active Contracts

Table 19

Prog ID	MOF	Payment Amount	Frequency (M/A/O)	Max Value (Original)	PO/Contract Balance as of 12/12/11	Date Executed	Term of Contract		Organization (Vendor, Contractor, Lessor)	Category G/S/E/L	Description	Explanation of How Contract is Monitored	POS Y/N
							From	To					
AGS-131	A	0.00	O	170,650.28	170,650.28	06/20/11	06/01/11	05/31/12	BT Conferencing Video, Inc. fka Wire One Communications	G&S	(ICSD Price Lists) BT Conferencing Maintenance for Equipment	* See footnote below	N
AGS-131	A	32,404.59	A	35,743.20	3,338.61	12/30/09	12/30/10	12/29/11	C&A Generator Services, Inc.	S	(1+4 ext. exp. 12/29/14) Guaranteed maintenance services for emergency motor generators at State telecommunication sites (Mt. Kilohana, Kahua Ranch, Humuula, Mauna Loa and Hilo SOB)	* See footnote below	N
AGS-131	A	232,996.34	A	233,469.00	472.66	03/31/09	03/31/11	03/30/12	CA, Inc. dba CA - IT Management Software	S	(5 years Multi-Term exp. 03/30/14) Provide software license replacement programs and maintenance services	* See footnote below	N
AGS-131	A	12,069.80	A	14,483.91	2,414.11	01/21/10	01/21/11	01/20/12	Cummins West, Inc.	S	(1+4 ext. exp. 01/20/15) Guaranteed maintenance services for emergency motor generators at State telecommunication sites (Round Top & Kokohead)	* See footnote below	N
AGS-131	A	0.00	O	91,300.00	91,300.00	10/31/11	120 days		Eagle Construction Co., Ltd.	G&S	(120 days) For Radio Tower and Antenna System Inspection, Maintenance, Replacement, Installation, and Removal, Statewide for Item No. 1	* See footnote below	N
AGS-131	A	0.00	O	71,700.00	71,700.00	10/31/11	120 days		Eagle Construction Co., Ltd.	G&S	(120 days) For Radio Tower and Antenna System Inspection, Maintenance, Replacement, Installation, and Removal, Statewide for Item No. 2, 4, 7 & 9	* See footnote below	N

Department of Accounting and General Services
Active Contracts

Table 19

Prog ID	MOF	Payment Amount	Frequency (M/A/O)	Max Value (Original)	PO/Contract Balance as of 12/12/11	Date Executed	From	To	Organization (Vendor, Contractor, Lessor)	Category G/S/E/L	Description	Explanation of How Contract is Monitored	POS Y/N
AGS-131	A		Q	85,000.00	85,000.00	07/01/11	07/01/11	09/30/11	International Business Machines Corporation	S	Price List (3 yrs + 2 ext. - exp. 06/30/16) Maintenance of IBM Mainframe and Related Equipment - Statewide	* See footnote below	N
AGS-131	A		A	9,564.00	9,564.00	01/12/09	01/12/11	01/11/12	JECO Air Conditioning Inc.	S	Guaranteed comprehensive routine and emergency maint on Lanai telecomm site	* See footnote below	N
AGS-131	A	0.00	O	48,000.00	48,000.00				Maximus Consulting Services, Inc.	S	(FY 2012 & FY 2013) Statewide Cost Allocation Plan		
AGS-131	A	35,721.72	A	47,628.96	11,907.24	01/27/09	01/27/11	01/26/12	Oahu Air Conditioning Service, Inc.	S	(1+4 exp. 01/26/14) Guaranteed comprehensive routine & emergency maint on the islands of Kauai, Oahu, Molokai & Hawaii telecomm sites	* See footnote below	N
AGS-131	A	0.00	O	38,792.00	38,792.00	09/01/11	180 days		O'ahu Air Conditioning Service, Inc.	G & S	(180 Calendar days) All Work and Deliverables to Furnish and Insall Telecommunications Grade Wall Mounted Air Conditioner at ICSD Haleakala Radio Facility & Annual Cost of Monthly Maintenance of New Air Conditioner at ICSD Haleakala Radio Facility (12 times monthly price of \$361.20)	* See footnote below	N
AGS-131	A	0.00	O	4,334.40	4,334.40	09/01/11	180 days		O'ahu Air Conditioning Service, Inc.	G & S	maintenance of the above	* See footnote below	N
AGS-131	A	113,775.18	A	193,325.99	79,550.81	04/01/11	04/01/11	03/03/12	Pacific Wireless Communications, LLC	S	(1+4 exp. 03/13/16) Comprehensive maint and continuous monitoring of Hawaiian Statewide Microwave Radio Comm Sys and its equip	* See footnote below	N

Department of Accounting and General Services
Active Contracts

Table 19

Prog ID	MOF	Payment Amount	Frequency (M/A/O)	Max Value (Original)	PO/Contract Balance as of 12/12/11	Date Executed	From	To	Organization (Vendor, Contractor, Lessor)	Category G/S/E/L	Description	Explanation of How Contract is Monitored	POS Y/N
AGS-131	A	0.00	O	9,500.00	9,500.00	09/01/11	120 days		Pacific Wireless Communications, LLC	G	(120 Calendar days) To Furnish and Replace Aviation Warning Lamps on and Inspect the ICSD Tower at Puu Kilea (Item 10)	* See footnote below	N
AGS-131	A	4,261.80	M	10,228.31	5,966.51	on going	07/01/11	06/30/12	IBM	G	Software license and maintenance for PL/1 and TSO PCF	*See footnote below	N
AGS-131	A	174,452.10	A	361,262.16	186,810.06	07/01/08	07/01/11	06/30/12	Sirius Computer Solutions, Inc. assigned to IBM Corporation	E	(1+4 exp. 08/28/13) Furnish deliver & replace a Leased IBM mainframe computer and storage server for the SOH (H/W)	* See footnote below	N
AGS-131	A	147,187.41	A	424,090.44	276,903.03	07/01/08	07/01/11	06/30/12	Sirius Computer Solutions, Inc. assigned to IBM Corporation	E	(1+4 exp. 08/28/13)Furnish deliver & replace a Leased IBM mainframe computer and storage server for the SOH (S/W)	* See footnote below	N
AGS-131	A	0.00	A	151,300.68	151,300.68	12/01/10	12/01/11	11/30/12	Sirius Computer Solutions, Inc. assigned to IBM Corporation	G	(7 years - exp. 11/30/17 - Multi-Term) Furnish, Deliver, Install Configure Migrate, and Provide Maintenance for a Virtual Tape System	* See footnote below	N
AGS-131	A	0.00	A	123,952.56	123,952.56	11/01/04	11/01/11	04/28/12	Xerox Corporation	E	(7 yr lease + 180 days - exp. 04/28/12) Furnish, deliver & install laser printing system to replace or upgrade two Laser Xerox 4635 MA Laser Printers	* See footnote below	N
AGS-131	A	460.55	M	27,615.00	18,410.00	03/22/10	3/22/10	3/22/15	Xerox Corp.	E	COLORQUBE 9201 60 Months Lease (Admin)	* See footnote below	N
AGS-131	A	428.00	M	25,691.00	8,135.00	06/30/08	6/30/08	6/30/13	Xerox Corp.	E	W7655P 60 Months Lease (PSB)	* See footnote below	N

Department of Accounting and General Services
Active Contracts

Table 19

Prog ID	MOF	Payment Amount	Frequency (M/A/O)	Max Value (Original)	PO/Contract Balance as of 12/12/11	Date Executed	From	To	Organization (Vendor, Contractor, Lessor)	Category G/S/E/L	Description	Explanation of How Contract is Monitored	POS Y/N
AGS-131	A	301.00	M	18,033.00	4,809.00	03/31/08	3/31/08	3/31/13	Xerox Corp.	E	WC7345P 60 Months Lease (CSB I)	* See footnote below	N
AGS-131	A	301.00	M	18,033.00	4,809.00	03/31/08	3/31/08	3/31/13	Xerox Corp.	E	WC7345P 60 Months Lease (CSB II)	* See footnote below	N
AGS-131	A	301.00	M	18,033.00	4,809.00	03/31/08	3/31/08	3/31/13	Xerox Corp.	E	WC7345P 60 Months Lease (TSSB-Kmoku)	* See footnote below	N
AGS-131	A	301.00	M	18,033.00	4,809.00	03/28/08	3/28/08	3/28/13	Xerox Corp.	E	WC7345P 60 Months Lease (TSB)	* See footnote below	N
AGS-131	A	301.00	M	18,033.00	4,809.00	03/20/08	3/20/08	3/20/13	Xerox Corp.	E	WC7345P 60 Months Lease (TSSB -OIMT)	* See footnote below	N
AGS-131	A	0.00	A	27,459.67	27,459.67	10/20/11	10/20/11	10/19/12	Unisys Corporation	G	1 yr ACT Data Capture and Retrieval Software License for ICSD Data Entry system.	* See footnote below	N
AGS-131	A	11,532.01	M	19,220.02	7,688.01	09/01/11	09/01/11	08/31/12	Security Armored Car & Courier Services Hawaii	S	1 yr Courier services to Transport Various Reports and Tapes to and from Keoni Ana Bldg and Archives respectively. Maintenance for ICSD Data Entry system servers.	* See footnote below	N
Division/Office/Attached Agency: Information and Communication Services Division, AGS-131													
Contact Person: Sharon Wong/Dennis Uyesugi													
Phone No.: 586-1910 / 586-1855 x702													
*Pursuant to HRS Section 103-10, payment shall be made no later than 30 calendar days following the date of receipt of the invoice or after the satisfactory delivery of the goods or performance of the services, whichever is later. The vendor/contractor is owned interest if they cannot be paid within this time period.													
Pursuant to HRS 40-56, the person directly responsible for purchase order/contract signs a certification validating that goods and services have been received in good order and condition on the invoice.													

Department of Accounting and General Services
Active Contracts

Table 19

Prog ID	MOF	Payment Amount	Frequency (M/A/O)	Max Value (Original)	PO/Contract Balance as of 12/12/11	Date Executed	Term of Contract		Organization (Vendor, Contractor, Lessor)	Category G/S/E/L	Description	Explanation of How Contract is Monitored	POS Y/N
							From	To					
AGS-203	W	\$ 32.32	M	\$ 1,939	\$ 1,325	4/3/2009	5/4/09	5/3/14	Xerox Corp.	E	Fax machine WC4118X 60 Months Lease	* See footnote below	N
AGS-203	W	\$ 261.25	M	\$ 15,675	\$ 13,324	3/4/2011	4/5/11	4/4/16	Ricoh Business Solutions	E	Copier AFCIO MP C4501 60 months lease	* See footnote below	N
Division/Office/Attached Agency: Risk Management and Insurance Administration Contact Person: Julie Ugalde Phone No.: 586-0550													
*Pursuant to HRS Section 103-10, payment shall be made no later than 30 calendar days following the date of receipt of the invoice or after the satisfactory delivery of the goods or performance of the services, whichever is later. The vendor/contractor is owned interest if they cannot be paid within this time period. Pursuant to HRS 40-56, the person directly responsible for purchase order/contract signs a certification validating that goods and services have been received in good order and condition on the invoice.													

Department of Accounting and General Services
Active Contracts

Table 19

Prog ID	MOF	Payment Amount	Frequency (M/A/Q)	Max Value (Original)	PO/Contract Balance as of 12/12/11	Date Executed	Term of Contract		Organization (Vendor, Contractor, Lessor)	Category G/S/E/L	Description	Explanation of How Contract is Monitored	POS Y/N
							From	To					
AGS-211	A	\$ 948	M	\$ 56,880	\$ 36,024	1/25/2010	2/10/10	2/9/15	Xerox Corp.	E	Xerox 6279 Wide Format Scanner/Printer 60 months lease	* See footnote below	N
AGS-211	A	\$ 426	M	\$ 35,784	\$ 27,264	3/23/2010	3/29/10	3/28/17	Xerox Corp.	E	Xerox Colorqube 9201 Color Multi Function Printer w/Fax 84 months lease	* See footnote below	N
<p align="center">Division/Office/Attached Agency: Land Survey Division Contact Person: Reid Siarot Phone No.: 586-0390</p>													
<p>*Pursuant to HRS Section 103-10, payment shall be made no later than 30 calendar days following the date of receipt of the invoice or after the satisfactory delivery of the goods or performance of the services, whichever is later. The vendor/contractor is owned interest if they cannot be paid within this time period. Pursuant to HRS 40-56, the person directly responsible for purchase order/contract signs a certification validating that goods and services have been received in good order and condition on the invoice.</p>													

Department of Accounting and General Services
Active Contracts

Table 19

Prog ID	MOF	Payment Amount	Frequency (M/A/O)	Max Value (Original)	PO/Contract Balance as of 12/12/11	Date Executed	Term of Contract		Organization (Vendor, Contractor, Lessor)	Category G/S/E/L	Description	Explanation of How Contract is Monitored	POS Y/N
							From	To					
AGS-221	W	\$ 230	M	\$ 11,524	\$ 6,915	10/30/09	10/30/09	10/30/14	Xerox Corp.	E	Copier, W5632PT 5-year, 60-month Lease	* See footnote below	N
AGS-221	A	\$ 470	M	\$ 25,669	\$ 15,401	10/29/09	11/3/09	11/23/14	Xerox Corp.	E	Copier, ColorQube9201 5-year, 60 Months Lease	* See footnote below	N
AGS-221	W	\$ 493	M	\$ 29,558	\$ 13,301	2/24/09	2/26/09	2/25/14	Xerox Corp.	E	Copier, WC7655 5-year, 60-month Lease	* See footnote below	N
AGS-221	W	\$ 417	M	\$ 25,020	\$ 12,510	7/30/09	8/1/09	7/24/14	Xerox Corp.	E	Copier, WCP55 5 Year, 60 Months Lease	* See footnote below	N
AGS-221	W	\$ 122,062	A	\$ 213,472	\$ 12,849	2/6/08	2/19/08	12/31/11	Autodesk, Inc.	S	Web-Based Construction Management System	* See footnote below	N
AGS-221	W	\$ 79	A	\$ 79	\$ 79	12/12/11	12/1/11	11/30/12	JFM Services	E	Typewriter, Annual Maintenance Agreement for IBM Wheelwriter 30	* See footnote below	N
AGS-221	W	\$ 812	A	\$ 812	\$ 812	5/12/11	6/1/11	5/31/12	Copiers Hawaii, Inc.	E	Copier Maintenance Service Agreement Contract for Sharp Copier AR-M237N	* See footnote below	N
AGS-221	W	\$ 61	M	\$ 7,363	\$ 522	9/30/07	9/30/07	9/30/12	Pitney Bowes	E	Postage Meter, 5 Year Meter (DM200) 60 Months Lease	* See footnote below Max Value amount is the total lease amount which is funded by three programs.	N
AGS-221	W	\$ 60	M	\$ 1,440	\$ 1,260	9/17/11	9/17/11	9/17/13	AT&T	S	2 Year Cellular Phone	* See footnote below	N
AGS-221	W	\$ 115	O	\$ 7,425	\$ 115	6/1/11	7/1/11	6/30/12	Stan's Super Service	S	1 Year Vehicle Servicing & Tune-up	Contract includes vehicle servicing & tune-up for three programs. There is only one vehicle under this program.	N
AGS-221	W	\$ 501	M	\$ 30,048	\$ 19,030	2/26/10	2/26/10	2/26/15	Xerox Corp.	E	Copier, W7665P 5-year, 60-month Lease	* See footnote below	N
AGS-221	W	\$ 195	O	\$ 2,943	\$ 2,145	6/21/10	6/21/10	6/21/14	Pitney Bowes	E	Postage Meter, 5 Year Meter (P700) 48 Months Lease	* See footnote below	N
Division/Office/Attached Agency: Public Works / Staff Services Office													
Contact Person: Lloyd T. Ogata													
Phone No.: 586-0520													
*Pursuant to HRS Section 103-10, payment shall be made no later than 30 calendar days following the date of receipt of the invoice or after the satisfactory delivery of the goods or performance of the services, whichever is later. The vendor/contractor is owned interest if they cannot be paid within this time period.													
Pursuant to HRS 40-56, the person directly responsible for purchase order/contract signs a certification validating that goods and services have been received in good order and condition on the invoice.													

Department of Accounting and General Services
Active Contracts

Table 19

Prog ID	MOF	Payment Amount	Frequency (M/A/O)	Max Value (Original)	PO/Contract Balance as of 12/12/11	Date Executed	Term of Contract		Organization (Vendor, Contractor, Lessor)	Category G/S/E/L	Description	Explanation of How Contract is Monitored	POS Y/N
							From	To					
AGS 223	A	2,557.99	M	21,000.00	13,589.47	10/1/2011	10/1/2011	5/31/2012	Akaku Holdings, LLC	L	Office Lease	Lease Terms	N
	A	337.50	M	3,900.00	2,590.00	8/1/2011	8/1/2011	12/31/2011	Castle & Cooke Resorts LLC #917	L			N
	A	730.46	M	8,500.00	7,039.08	10/7/2011	10/7/2011	3/31/2012	Castle & Cooke Resorts, LLC #113/115	L			N
	A	568.23	M	7,000.00	2,088.01	3/4/2011	3/4/2011	3/31/2012	City & County of Honolulu	L			N
	A	1,563.02	M	19,000.00	7,295.03	3/30/2011	3/30/2011	4/30/2012	Clark Realty Corporation	L			N
	A	5,949.48	M	147,000.00	78,392.36	11/12/2010	11/12/2010	11/30/2012	DTP Holdings, Inc.	L			N
	A	1,945,215.00	A	1,459,316.00	1,402,067.29	5/29/2009	5/29/2009	12/15/2011	First Hawaiian Bank-No. 1 Capitol	L			N
	A	6,498.92	M	189,600.00	48,804.34	9/15/2010	9/15/2010	7/31/2012	Gulsons LLC #A/B	L			N
	A	6,546.87	M	33,000.00	26,453.13	11/21/2011	11/21/2011	4/30/2012	Haseko Ctr Property Owner, LLC #817	L			N
	A	4,968.72	M	34,800.00	11,444.87	7/15/2011	7/15/2011	2/29/2012	KCOM Corp.	L			N
	A	3,767.78	M	53,000.00	8,955.99	12/14/2010	12/14/2010	2/28/2012	Kona Scenic Land Inc.	L			N
	A	3,536.12	M	21,500.00	6,950.01	7/15/2011	7/15/2011	1/31/2012	Marcus Property Management LLC	L			N
	A	968.74	M	12,000.00	2,312.60	3/15/2011	3/15/2011	2/28/2012	Maui Varieties Investments, Inc..	L			N
	A	9,099.07	M	18,500.00	18,500.00	11/21/2011	11/21/2011	3/31/2012	Ocean View Property Owner LLC	L			N
	A	16,670.26	M	195,000.00	17,164.76	7/15/2011	7/15/2011	1/29/2012	Olelo: The Corporation for	L			N
	A	5,394.51	M	60,000.00	18,386.75	3/10/2011	3/10/2011	3/31/2012	Ponahawai Venture, LLC	L			N
	A	53,385.90	M	1,291,000.00	658,515.53	12/30/2010	12/30/2010	1/31/2013	Ronin Properties, LLC A-250/B-290	L			N
	A	13,334.91	M	307,200.00	74,692.36	7/14/2010	7/14/2010	11/30/2012	Shiraki, Reed T.	L			N
	A	3,816.85	M	69,000.00	13,561.59	10/18/2010	10/18/2010	4/30/2012	Tavares, Edmond J. & Edwina A.	L			N
	A	2,452.07	M	43,900.00	11,030.52	10/18/2010	10/18/2010	4/30/2012	Uilani Associates, Inc.	L			N
	A	5,842.46	M	71,000.00	47,727.36	8/1/2011	8/1/2011	8/31/2012	Waihui LLC #201-213	L			N
	A	6,743.49	M	26,900.00	15,569.26	10/7/2011	10/7/2011	3/31/2012	Windward Business Center, LLC	L			N
	A	12,380.17	M	74,300.00	18,384.62	7/15/2011	7/15/2011	2/29/2012	WKSP Limited Partnership #A-204	L			N
	A	1,844.78	M	22,500.00	9,586.54	7/15/2011	7/15/2011	5/31/2012	1955 Main Street Partnership #401	* L			N
	A	4,411.22	M	93,500.00	46,000.93	12/29/2010	12/29/2010	1/31/2012	1955 Main Street Partnership #302	* L			N
	A	15,501.98	M	229,000.00	36,321.24	11/12/2010	11/12/2010	2/29/2012	Aipa Properties, L.L.C.	* L			N
	A	6,262.98	M	44,000.00	37,194.74	10/6/2011	10/6/2011	5/31/2012	Brilhante, William V.	* L			N
	A	6,722.56	M	74,400.00	46,031.66	7/15/2011	7/15/2011	6/31/2012	Castle & Cooke Properties, Inc. #50	* L			N
	A	29,518.25	M	235,600.00	170,052.56	9/14/2011	9/14/2011	5/31/2012	Castle & Cooke Properties, Inc. 3rd flr	* L			N
	A	658.12	M	8,000.00	6,683.76	10/7/2011	10/7/2011	10/31/2012	Castle & Cooke Resorts, LLC #121/123	* L			N
	A	13,013.42	M	91,200.00	29,406.27	7/15/2011	7/15/2011	2/29/2012	Chun, Roland K.C. and/or Janis Y.	* L			N
	A	18,711.56	M	170,000.00	74,641.35	6/15/2011	6/15/2011	3/31/2012	City Center, LLC	* L			N
	A	12,996.66	M	126,600.00	78,358.02	8/1/2011	8/1/2011	6/30/2012	Clark Holdings LLC	* L			N
	A	26,138.48	M	183,200.00	152,697.08	11/10/2011	11/10/2011	5/31/2012	CUNA Mutual Investment Corp.	* L			N
	A	11,747.12	M	196,000.00	47,198.76	11/16/2010	11/16/2010	4/30/2012	Day-Lum Rentals & Management, Inc.	* L			N

Department of Accounting and General Services
Active Contracts

Table 19

Prog ID	MOF	Payment Amount	Frequency (M/A/O)	Max Value (Original)	PO/Contract Balance as of 12/12/11	Date Executed	Term of Contract		Organization (Vendor, Contractor, Lessor)	Category G/S/E/L	Description	Explanation of How Contract is Monitored	POS Y/N	
							From	To						
A		1,788.32	M	20,100.00	11,533.83	7/15/2011	7/15/2011	7/31/2012	Deetman, Louis J. & Helena C.	* L			N	
A		3,529.57	M	39,350.00	35,345.89	10/7/2011	10/7/2011	9/30/2012	Eleele Associates, Inc.	* L			N	
A		4,403,684.00	A	6,838,662.10	4,504,853.56	5/29/2009	5/29/2009	12/31/2011	First Hawaiian Bank-Kapolei	* L			N	
A		7,288.33	M	47,300.00	35,130.95	11/10/2011	11/10/2011	4/30/2012	Frame 10	* L			N	
A		1,874.99	M	17,000.00	8,700.68	7/15/2011	7/15/2011	4/30/2012	Gaylord Properties	* L			N	
A		12,361.60	M	150,000.00	47,742.05	4/18/2011	4/18/2011	3/31/2012	Gulsons LLC	#200	* L		N	
A		11,877.02	M	210,000.00	63,642.90	11/12/2010	11/12/2010	5/31/2012	Gulsons, LLC	#300	* L		N	
A		34,453.77	M	103,500.00	69,046.23	11/21/2011	11/21/2011	2/29/2012	Haseko Ctr Property Owner, LLC	#606/615/617	* L		N	
A		15,211.84	M	76,200.00	60,988.16	11/21/2011	11/21/2011	4/30/2012	Haseko Ctr Property Owner, LLC	#710	* L		N	
A		2,292.16	M	27,600.00	23,015.68	10/7/2011	10/7/2011	10/31/2012	Hawaii & Pacific Commercial	#1/2	* L		N	
A		4,665.38	M	87,500.00	18,067.83	9/15/2010	9/15/2010	4/30/2012	Hawaii & Pacific Commercial	#433	* L		N	
A		3,580.74	M	75,750.00	16,741.26	7/14/2010	7/14/2010	4/30/2012	HCDCCH		* L		N	
A		83,240.23	M	1,105,000.00	324,344.99	2/8/2011	2/8/2011	4/30/2012	Housing Finance and Development Cor		* L		N	
A		5,718.71	M	130,300.00	65,966.84	12/15/2010	12/15/2010	11/30/2012	Ikedo, Ralph S.		* L		N	
A		13,195.57	M	158,400.00	99,156.29	7/15/2011	7/15/2011	7/31/2012	Kailua Business Center		* L	Office Lease	Lease Terms	N
A		75,716.68	M	458,800.00	132,855.48	7/15/2011	7/15/2011	1/31/2012	Kamehameha Schools	#300A/201/202	* L			N
A		30,679.62	M	126,500.00	42,046.32	7/15/2011	7/15/2011	10/31/2011	Kamehameha Schools [WBC 416]	#416	* L			N
A		9,512.65	M	57,500.00	38,486.15	10/7/2011	10/7/2011	4/30/2012	Kaneshiro and Sons Enterprise, Ltd.	#108	* L			N
A		7,889.53	M	47,800.00	32,024.23	10/7/2011	10/7/2011	4/30/2012	Kaneshiro and Sons Enterprise, Ltd.	#109	* L			N
A		3,673.52	M	44,200.00	36,863.32	10/7/2011	10/7/2011	10/31/2012	Kaneshiro and Sons Enterprise, Ltd.	#111	* L			N
A		1,666.67	M	20,100.00	20,100.00	11/10/2011	11/10/2011	11/30/2012	Kauai Veterans Council	#2	* L			N
A		5,993.87	M	36,000.00	7,824.89	7/15/2011	7/15/2011	1/31/2012	KCOM Corp.	#102-104	* L			N
A		2,318.74	M	16,500.00	5,645.98	7/15/2011	7/15/2011	2/29/2012	KCOM Corp.	#C-5	* L			N
A		8,425.26	M	76,000.00	49,853.83	8/1/2011	8/1/2011	5/31/2012	Kona Scenic Land Inc.	#220/230	* L			N
A		5,163.62	M	25,900.00	19,188.68	10/7/2011	10/7/2011	3/31/2012	Lihue Town Plaza, c/o Wagner Hawaii		* L			N
A		1,874.99	M	15,000.00	6,822.72	7/15/2011	7/15/2011	3/31/2012	Old Hilo Rentals, LLC		* L			N
A		8,424.97	M	25,500.00	20,504.10	11/10/2011	11/10/2011	2/29/2012	Ronin Properties, LLC	#A212	* L			N
A		4,420.60	M	63,000.00	12,219.45	12/14/2010	12/14/2010	2/28/2012	Ronin Properties, LLC	#A220	* L			N
A		10,901.75	M	44,400.00	32,792.08	10/7/2011	10/7/2011	2/29/2012	S & F Land Company, Inc.		* L			N
A		15,310.62	M	92,000.00	25,097.07	7/15/2011	7/15/2011	1/31/2012	Schnack, Ferdinand J. H. and Mary		* L			N
A		2,703.11	M	59,000.00	34,109.32	3/4/2011	3/4/2011	1/31/2012	Tavares, Edmond J. & Edwina A.	Gr flr	* L			N
A		1,468.74	M	17,700.00	16,169.27	10/7/2011	10/7/2011	10/31/2012	Tavares, Edmond J. & Edwina A.	#B	* L			N
A		13,582.43	M	40,800.00	35,841.40	11/10/2011	11/10/2011	2/29/2012	TKO, LLC		* L			N
A		13,198.19	M	52,800.00	29,237.91	10/7/2011	10/7/2011	2/29/2012	TNP SRT Waianae Mall, LLC		* L			N
A		3,636.15	M	70,000.00	51,264.28	6/20/2011	6/20/2011	4/20/2012	Union Plaza		* L			N
A		7,984.37	M	40,000.00	23,942.87	9/14/2011	9/14/2011	2/29/2012	Waihui, LLC	#107/108	* L			N

Department of Accounting and General Services
Active Contracts

Table 19

Prog ID	MOF	Payment Amount	Frequency (M/A/O)	Max Value (Original)	PO/Contract Balance as of 12/12/11	Date Executed	Term of Contract		Organization (Vendor, Contractor, Lessor)	Category G/S/E/L	Description	Explanation of How Contract is Monitored	POS Y/N
							From	To					
	A	1,984.36	M	26,000.00	10,125.12	4/28/2011	4/28/2011	5/31/2012	Watumull Kukui LLC	* L			N
	A	5,037.53	M	71,800.00	27,124.46	3/4/2011	3/4/2011	5/31/2012	WKSP Limited Partnership	#202 * L			N
	A	6,207.94	M	122,000.00	43,350.82	10/18/2010	10/18/2010	6/30/2012	WKSP Limited Partnership	#107 * L			N
Note: * A portion of the rent is paid by the user department with their funds. DAG's portion is paid with General Funds.													
AGS 223	A	355.00	M	0	0	3/8/2011	3/8/11	3/8/16	Xerox Corp.	E	5 Year lease (Copier W7535P)	Contract Terms	N
AGS 223	A	9.41	M	0	0	3/8/2011	3/8/11	3/8/16	Xerox Corp.	E	5 Yr Maint (copier P3500)	Contract Terms	N

Division/Office/Attached Agency: Public Works Division/Leasing Services Branch
Contact Person: Ivan Nishiki
Phone No.: 586-0508

Department of Accounting and General Services
Active Contracts

Table 19

Prog ID	MOF	Payment Amount	Frequency (M/A/O)	Max Value (Original)	PO/Contract Balance as of 12/12/11	Date Executed	Term of Contract		Organization (Vendor, Contractor, Lessor)	Category G/S/E/L	Description	Explanation of How Contract is Monitored	POS Y/N
							From	To					
AGS-231 FA	A	\$ 2,070	M	\$ 25,200	\$ 22,590	11/6/2007	10/1/2011	9/30/2012	Doonwood Engineering	S	Sump Pump Maintenance Contract	* See footnote below	N
AGS-231 FA	A	\$ -	M	\$ 104,534	\$ 104,534	11/19/2007	12/1/2011	11/30/2012	Oahu Air Conditioning	S	Air Conditioning Maintenance Contract	* See footnote below	N
AGS-231 FA	A	\$ 18,992	M	\$ 228,824	\$ 190,840	7/27/2010	7/1/2011	6/30/2012	Oahu Air Conditioning	S	Air Conditioning Maintenance Contract	* See footnote below	N
AGS-231 FA	A	\$ 15,980	M	\$ 193,060	\$ 145,120	8/12/2009	7/1/2011	6/30/2012	Dorvin Leis	S	Air Conditioning Maintenance Contract	* See footnote below	N
AGS-231 FA	A	\$ 2,670	M	\$ 32,400	\$ 3,000	1/4/2011	1/1/2011	12/31/2011	Island Recycling	S	Paper, Cardboard Recycling	* See footnote below	N
AGS-231 FA	A	\$ 1,048	M	\$ 12,576	\$ 2,096	1/12/2011	1/1/2011	12/31/2011	Schindler Elevator	S	Elevator Maintenance Contract	* See footnote below	N
AGS-231 FA	A	\$ 5,518	M	\$ 77,031	\$ 21,850	2/16/2011	1/1/2011	12/31/2011	Kone, Inc.	S	Elevator Maintenance Contract	* See footnote below	N
AGS231 FA	A	\$ -	M	\$ 10,888	\$ 10,888	3/2/2011	4/1/2011	3/31/2012	Hawthorne Pacific Corporation	S	Generator Maintenance Service	* See footnote below	N
AGS231 FA	A	\$ 945	M	\$ 11,340	\$ 5,670	5/4/2011	6/1/2011	5/31/2012	Support Services Group	S	Refuse and Recycling Service at Kakuhihewa Building	* See footnote below	N
AGS231 FA	A	\$ 381	M	\$ 4,574	\$ 3,431	9/1/2011	9/1/2011	8/31/2012	Support Services Group	S	Refuse Collection Service at Wahiawa Civic Center	* See footnote below	N
AGS231 FA	A	\$ 4,612	M	\$ 60,434	\$ 46,599	7/20/2011	9/1/2011	8/31/2012	Lanakila Rehab	S	Custodial Services at Ala Moana Building, Kamehameha V Building and Korean and Vietnam Memorial	* See footnote below	N
AGS231 FA	A	\$ 76,929	O	\$ 307,716	\$ 153,858	7/31/2009	7/1/2011	6/30/2012	NORESKO	S	Equipment Leasing Purchase Agreement	* See footnote below	N
AGS231 FA	A	\$ 109,454	M	\$ 985,084	\$ 875,631	7/31/2009	10/1/2011	6/30/2012	NORESKO	S	Fees for Operations & Maintenance (O&M), Measurement & Verification (M&V), Energy Manager (EM) and Energy Conservation thru Behavior Change (ECTBC).	* See footnote below	N

Department of Accounting and General Services
Active Contracts

Table 19

<u>Prog ID</u>	<u>MOF</u>	<u>Payment Amount</u>	<u>Frequency (M/A/O)</u>	<u>Max Value (Original)</u>	<u>PO/Contract Balance as of 12/12/11</u>	<u>Date Executed</u>	<u>From</u>	<u>To</u>	<u>Organization (Vendor, Contractor, Lessor)</u>	<u>Category G/S/E/L</u>	<u>Description</u>	<u>Explanation of How Contract is Monitored</u>	<u>POS Y/N</u>
AGS231 FA	A	\$ 662	M	\$ 39,739	\$ 3,974	4/13/2007	7/1/2007	6/30/2012	Xerox	S	5 Year Copier/Printer WC7655P 60 month Lease	* See footnote below	N
AGS232 FE	A	\$ -	M	\$ 116,940	\$ 116,940	11/23/2011	12/1/2011	11/30/2012	H.T.M. Contractors, Inc	S	Coconut and Other Palm Tree Trimming Services	* See footnote below	N
Division/Office/Attached Agency: Central Services Division													
Contact Person: James Richardson													
Phone No.: 831-6730													
*Pursuant to HRS Section 103-10, payment shall be made no later than 30 calendar days following the date of receipt of the invoice or after the satisfactory delivery of the goods or performance of the services, whichever is later. The vendor/contractor is owned interest if they cannot be paid within this time period.													
Pursuant to HRS 40-56, the person directly responsible for purchase order/contract signs a certification validating that goods and services have been received in good order and condition on the invoice.													

Department of Accounting and General Services
Active Contracts

Table 19

Prog ID	MOF	Payment Amount	Frequency (M/A/O)	Max Value (Original)	PO/Contract Balance as of 12/12/11	Date Executed	Term of Contract		Organization (Vendor, Contractor, Lessor)	Category G/S/E/L	Description	Explanation of How Contract is Monitored	POS Y/N
							From	To					
AGS-231	A	\$ 4,614	M	\$ 58,702	\$ 35,632	6/8/2011	7/1/11	6/30/12	Kona Association for R	S	Janitorial Services for Keakealani Office Building	* See attached footnote	N
AGS-232	A	\$ 1,791	M	\$ 22,018	\$ 13,063	6/8/2011	7/1/11	6/30/12	Kona Association for R	S	Groundskeeping Services for Keakealani Office Building	* See attached footnote	N
AGS-231	A	\$ 1,754	M	\$ 21,046	\$ 12,276	6/14/2011	7/1/11	6/30/12	HMP, Inc. dba Busines	S	Rubbish Hauling-Public Bldgs	* See attached footnote	N
AGS-231	A	\$ 1,201	M	\$ 14,416	\$ 8,411	6/15/2011	7/1/11	6/30/12	Pacific Waste, Inc.	S	Rubbish Hauling-Public Bldgs	* See attached footnote	N
AGS-231	A	\$ 522	M	\$ 31,347	\$ 14,106	3/18/2009	4/1/09	3/30/14	Xerox Corp.	E	Xerox 7655 Copy Machine	* See attached footnote	N
Division/Office/Attached Agency: Hawaii District Office Contact Person: Cyrus Wilson Phone No.: 974-6400													
*Pursuant to HRS Section 103-10, payment shall be made no later than 30 calendar days following the date of receipt of the invoice or after the satisfactory delivery of the goods or performance of the services, whichever is later. The vendor/contractor is owned interest if they cannot be paid within this time period. Pursuant to HRS 40-56, the person directly responsible for purchase order/contract signs a certification validating that goods and services have been received in good order and condition on the invoice.													

Department of Accounting and General Services
Active Contracts

Table 19

Prog ID	MOF	Payment Amount	Frequency (M/A/O)	Max Value (Original)	PO/Contract Balance as of 12/12/11	Date Executed	Term of Contract		Organization (Vendor, Contractor, Lessor)	Category G/S/E/L	Description	Explanation of How Contract is Monitored	POS Y/N
							From	To					
AGS-231	A	\$ 23	M	\$ 1,401	\$ 140	6/1/2007	6/15/07	6/15/12	Xerox Corp.	E	5 Year Copier WCP215 60 Months Lease	*see footnote below	N
Division/Office/Attached Agency: DAGS-Maui District Office													
Contact Person: David Victor													
Phone No.: 877-3305													
<p>*Pursuant to HRS Section 103-10, payment shall be made no later than 30 calendar days following the date of receipt of the invoice or after the satisfactory delivery of the goods or performance of the services, whichever is later. The vendor/contractor is owned interest if they cannot be paid within this time period.</p> <p>Pursuant to HRS 40-56, the person directly responsible for purchase order/contract signs a certification validating that goods and services have been received in good order and condition on the invoice.</p>													

Department of Accounting and General Services
Active Contracts

Table 19

Prog ID	MOF	Payment Amount	Frequency (M/A/O)	Max Value (Original)	PO/Contract Balance as of 12/12/11	Date Executed	Term of Contract		Organization (Vendor, Contractor, Lessor)	Category G/S/E/L	Description	Explanation of How Contract is Monitored	POS Y/N
							From	To					
AGS-807	A	\$ 2,170.00	O	\$ 7,425.00	\$ 4,515.00	6/1/2011	7/1/11	6/30/12	Stan's Super Service	S	1 Year Vehicle Servicing & Tune-up	Contract includes vehicle servicing & tune-up. Max value amount is the total amount of contract which is funded by three programs.	N
AGS-231	A		O	\$ 7,425.00	\$ 370.00	6/1/2011	7/1/11	6/30/12	Stan's Super Service	S	1 Year Vehicle Servicing & Tune-up	Contract includes vehicle servicing & tune-up. Max value amount is the total amount of contract which is funded by three programs.	N
AGS-231	A	\$ 2,427.33	M	\$ 29,127.94	\$ 16,991.30	5/23/2011	7/1/11	6/30/12	Garden Isle Disposal, Inc	S	1 Year (supplemental contract no. 4) for refuse & recycling collections services, Kauai	*see footnote below.	N
AGS-807	A	\$ 249.15	M	\$ 16,609.80	\$ 14,428.38	10/21/2011	10/21/11	10/21/16	Ricoh	E	5 Year copier MPC5501 - 60 month lease	*see footnote below. Max value amount is the total lease amount which is funded by two programs.	N
AGS-233	A	\$ 27.68	M	\$ 16,609.80	\$ 1,627.76	10/21/2011	10/21/11	10/21/16	Ricoh	E	5 Year copier MPC5501 - 60 month lease	*see footnote below. Max value amount is the total lease amount which is funded by two programs.	N
AGS-231	A	\$ 9,285.02	M	\$ 111,420.24	\$ 64,995.14	6/1/2011	7/1/11	6/30/12	Oahu Air Conditioning	S	Cooperative purchasing agreement w/DOE - 1 year maintenance service contract at State Public Buildings on Kauai	*see footnote below.	Y

Department of Accounting and General Services
Active Contracts

Table 19

<u>Prog ID</u>	<u>MOF</u>	<u>Payment Amount</u>	<u>Frequency (M/A/O)</u>	<u>Max Value (Original)</u>	<u>PO/Contract Balance as of 12/12/11</u>	<u>Date Executed</u>	<u>From</u>	<u>To</u>	<u>Organization (Vendor, Contractor, Lessor)</u>	<u>Category G/S/E/L</u>	<u>Description</u>	<u>Explanation of How Contract is Monitored</u>	<u>POS Y/N</u>
AGS-807	A	\$ 57.68	M	\$ 7,363.20	\$ 519.12	9/30/2007	9/30/07	9/30/12	Pitney Bowes	E	5 Year Postage Meter (DM200) 60 month lease	*see footnote below. Max value amount is the total lease amount which is funded by three programs.	N
AGS-233	A	\$ 3.68	M	\$ 7,363.20	\$ 33.12	9/30/2007	9/30/07	9/30/12	Pitney Bowes	E	5 Year Postage Meter (DM200) 60 month lease	*see footnote below. Max value amount is the total lease amount which is funded by three programs.	N
Division/Office/Attached Agency: Kauai District Office Contact Person: Karene Kawamoto Phone No.: (808) 274-3033													
*Pursuant to HRS Section 103-10, payment shall be made no later than 30 calendar days following the date of receipt of the invoice or after the satisfactory delivery of the goods or performance of the services, whichever is later. The vendor/contractor is owned interest if they cannot be paid within this time period. Pursuant to HRS 40-56, the person directly responsible for purchase order/contract signs a certification validating that goods and services have been received in good order and condition on the invoice.													

Department of Accounting and General Services
Active Contracts

Table 19

Prog ID	MOF	Payment Amount	Frequency (M/A/O)	Max Value (Original)	PO/Contract Balance as of 12/12/11	Date Executed	Term of Contract		Organization (Vendor, Contractor, Lessor)	Category G/S/E/L	Description	Explanation of How Contract is Monitored	POS Y/N
							From	To					
AGS-252	W	\$ 3,774	M	\$ 62,469	\$ 43,601	7/1/2011	7/1/11	6/30/12	Ho'onani Landscaping, Ltd	S	General cleaning services for Parking Lots G & S	* See footnote below	N
AGS-252	W	\$ 540	M	\$ 12,960	\$ 540	1/1/2010	1/1/10	12/31/11	Samurai Professional Services	S	General cleaning services for Parking Lots A & P	* See footnote below	N
AGS-252	W	\$ 4,722	M	\$ 58,776	\$ 35,164	7/1/2011	7/1/11	6/30/12	Parking Lot Maintenance Company	S	General cleaning services for Parking Lots I, J, N, R, T & V	* See footnote below	N
AGS-252	W	\$ 2,046	M	\$ 26,662	\$ 16,434	7/1/2011	7/1/11	6/30/12	Parking Lot Maintenance Company	S	General R&M services Honolulu, Diamond Head, Kapolei & Waipahu	* See footnote below	N
AGS-252	W	\$ 393	M	\$ 4,716	\$ 2,751	7/1/2011	7/1/11	6/30/12	Parking Lot Maintenance Company	S	General cleaning services for Parking Lot O, OR&L Building	* See footnote below	N
AGS-252	W	\$ 950	M	\$ 15,150	\$ 12,825	7/1/2011	7/1/11	6/30/12	L&D Maintenance	S	Cleaning and maintenance of parking facilities on Maui	* See footnote below	N
AGS-252	W	\$ 2,155	M	\$ 32,328	\$ 21,552	7/1/2011	7/1/11	6/30/12	All Kauai Cleaning, Inc.	S	Cleaning and maintenance of parking facilities on Kauai	* See footnote below	N
AGS-252	W	\$ 2,400	M	\$ 38,556	\$ 26,556	7/11/2011	7/1/11	6/30/12	Malama Landscape Maintenance	S	Furnishing parking lot cleaning and grounds maintenance services at AAFES and Kakuhihewa Buildings on Oahu	* See footnote below	N

Department of Accounting and General Services
Active Contracts

Table 19

<u>Prog ID</u>	<u>MOF</u>	<u>Payment Amount</u>	<u>Frequency (M/A/O)</u>	<u>Max Value (Original)</u>	<u>PO/Contract Balance as of 12/12/11</u>	<u>Date Executed</u>	<u>From</u>	<u>To</u>	<u>Organization (Vendor, Contractor, Lessor)</u>	<u>Category G/S/E/L</u>	<u>Description</u>	<u>Explanation of How Contract is Monitored</u>	<u>POS Y/N</u>
AGS-252	W	\$ 1,552	M	\$ 11,025	\$ 3,265	10/1/2011	10/1/11	9/30/12	Malama Landscape Maintenance	S	Furnishing landscape and maintenance services for Lot A, Lot R and Pohukaina Street Loading Area	* See footnote below	N
AGS-252	W			\$ 24,000					Office of the Auditor	S	Financial Audit of the SOH DAGS Parking Control Revolving Fund for FY11	* See footnote below	N
AGS-251	W			\$ 24,000					Office of the Auditor	S	Financial Audit of the SOH DAGS Motor Pool Revolving Fund for FY11	* See footnote below	N
AGS-252	W	\$ 1,725	O	\$ 9,900	\$ 8,081	7/1/2011	7/1/11	6/30/12	R.K. Oshiro Door Service, Inc.	S	Furnishing quarterly grille gate maintenance and repair for Lots A, I, J, P, R, S, T & V	* See footnote below	N
AGS-252	W	\$ 94	O	\$ 377	Pcard	7/1/2011	7/1/11	6/30/12	R.K. Oshiro Door Service, Inc.	S	Quarterly maintenance service of swing gate Lot M	* See footnote below	N
AGS-252	W	\$ 1,055	M	\$ 12,660	\$ 4,220	4/1/2011	4/1/11	3/31/12	ThyssenKrupp Elevator	S	Maintenance and repair services of elevators in Lots A, P, R & V	* See footnote below	N

Department of Accounting and General Services
Active Contracts

Table 19

Prog ID	MOF	Payment Amount	Frequency (M/A/O)	Max Value (Original)	PO/Contract Balance as of 12/12/11	Date Executed	From	To	Organization (Vendor, Contractor, Lessor)	Category G/S/E/L	Description	Explanation of How	
												Contract is Monitored	POS Y/N
AGS-252	W	\$ 18,203	M	\$ 218,438	\$ -	1/1/2007	1/1/07	perpetual	Bristoll Alii Holdings	S	Pro-rata portion of the cost allocable for the maintenance, repair, improvement, refurbishment and operation of the Alii Place Garage's common elements and limited common elements in accordance with allocations set forth	* See footnote below	N
AGS-252	W		M		pCARD		12/27/10	12/26/15	XEROX Corporation	S	5 yr lease of admin copier	* See footnote below	N
AGS-251	W		M		pCARD		12/27/10	12/26/15	XEROX Corporation	S	5 yr lease of motor pool copier	* See footnote below	N
Division/Office/Attached Agency: Automotive Management Contact Person: Hugh Sonoda Phone No.: 586-0350													
*Pursuant to HRS Section 103-10, payment shall be made no later than 30 calendar days following the date of receipt of the invoice or after the satisfactory delivery of the goods or performance of the services, whichever is later. The vendor/contractor is owned interest if they cannot be paid within this time period.													
Pursuant to HRS 40-56, the person directly responsible for purchase order/contract signs a certification validating that goods and services have been received in good order and condition on the invoice.													

Department of Accounting and General Services
Active Contracts

Table 19

Prog ID	MOF	Payment Amount	Frequency (M/A/Q)	Max Value (Original)	PO/Contract Balance as of 12/12/11	Date Executed	Term of Contract		Organization (Vendor, Contractor, Lessor)	Category G/S/E/L	Description	Explanation of How Contract is Monitored	POS Y/N
							From	To					
AGS 871	T	\$ 172	Q	\$ 3,600	\$ 2,280	2/1/2010	2/1/10	5/1/15	Pitney Bowes	E	Postage meter - 63 Months Lease	* See footnote below	N
AGS 871	T	\$ 350	M	\$ 25,500	\$ 18,200	3/3/2010	3/15/10	3/14/16	Xerox Corp	E	Copier ColorQube 9201 - 73 Months Lease	*See footnote below	N
Division/Office/Attached Agency: Campaign Spending Commission Contact Person: Ellen Kojima Phone No.: 586-0285													
*Pursuant to HRS Section 103-10, payment shall be made no later than 30 calendar days following the date of receipt of the invoice or after the satisfactory delivery of the goods or performance of the services, whichever is later. The vendor/contractor is owned interest if they cannot be paid within this time period. Pursuant to HRS 40-56, the person directly responsible for purchase order/contract signs a certification validating that goods and services have been received in good order and condition on the invoice.													

Department of Accounting and General Services
Active Contracts

Table 19

Prog ID	MOF	Payment Amount	Frequency (M/A/O)	Max Value (Original)	PO/Contract Balance as of 12/12/11	Date Executed	Term of Contract		Organization (Vendor, Contractor, Lessor)	Category G/S/E/L	Description	Explanation of How Contract is Monitored	POS Y/N
							From	To					
AGS-879	A	\$ 737	M	\$ 44,220	\$ 24,321	7/19/2009	9/1/09	8/30/14	Xerox Corp.	E	5 Year lease on Xerox 4112 Copier	* See footnote below	N
AGS-879	A	\$ 583	M	\$ 32,400	\$ 6,164	1/14/2008	3/1/08	2/28/13	Toshiba Financial Services	E	5 Year lease on CYL717270 Copier	* See footnote below	N
AGS-879	A	\$ 1,725,000	O	\$ 11,000,000	\$ 6,900,000	6/30/2010	6/30/10	12/1/14	HART Intercivic, Inc.	S	Voting and Vote Count System for 3 election cycles	* See footnote below	N
AGS-879	A	varies according to work performed during the monthly billing period	M	\$ 574,634	\$ 222,912	6/20/2011	6/20/11	3/30/12	ESRI, Inc.	S	Geographic Information System support for 2011 Reapportionment	* See footnote below	N
AGS-879	A	\$ 1,361	M	\$ 16,332	\$ 9,527	6/20/2011	6/20/11	5/20/12	ESRI, Inc.	S	1 Year Management of Hosting Services Management	* See footnote below	N
AGS-879	A	\$ 576	M	\$ 6,912	\$ 4,030	7/20/2011	7/20/11	6/20/12	Jani King, Inc.	S	1 Year Janitorial Service for 802 Lehua Avenue office	* See footnote below	N
AGS-879	A	\$ 360	M	\$ 12,975	\$ 12,254	10/1/2011	10/1/11	9/30/14	Thomson West	S	3 Year Access to Legal Online Library	* See footnote below	N
<p align="center">Division/Office/Attached Agency: DAGS, Office of Elections Contact Person: Rhowell Ruiz Phone No.: 453-8683</p>													
<p>*Pursuant to HRS Section 103-10, payment shall be made no later than 30 calendar days following the date of receipt of the invoice or after the satisfactory delivery of the goods or performance of the services, whichever is later. The vendor/contractor is owned interest if they cannot be paid within this time period. Pursuant to HRS 40-56, the person directly responsible for purchase order/contract signs a certification validating that goods and services have been received in good order and condition on the invoice.</p>													

Department of Accounting and General Services
Active Contracts

Table 19

Prog ID	MOF	Payment Amount	Frequency (M/A/O)	Max Value (Original)	PO/Contract Balance as of 12/12/11	Date Executed	Term of Contract		Organization (Vendor, Contractor, Lessor)	Category G/S/E/L	Description	Explanation of How Contract is Monitored	POS Y/N
							From	To					
AGS-881	A	\$ 725	O	\$ 6,154	\$ 2,550	1/26/2011	1/26/11	7/31/11	Wong, Norma	S	Assessment of SFCA's strategic plan	* See footnote below	N
AGS-881	A	\$ 14,133	O	\$ 42,400	\$ 6,520	9/14/2011	9/14/11	9/13/12	Honolulu Theatre for Youth	S	Grant assistance in support of SFCA project-ARTS FIRST Professional Development/Collaborative residency	**See footnote below	N
AGS-881	N	\$ 5,800	O	\$ 17,400	\$ 17,400	9/14/2011	9/14/11	9/13/12	Honolulu Theatre for Youth	S	Grant assistance in support of SFCA project-ARTS FIRST Professional Development/Collaborative residency	**See footnote below	N
AGS-881	A	\$ 83,610	O	\$ 250,829	\$ 250,829	9/26/2011	9/26/11	12/1/12	Hawaii Alliance for Arts Ed	S	Grant assistance in support of SFCA project-ARTS FIRST and Artists in the Schools project	**See footnote below	N
AGS-881	N	\$ 12,508	O	\$ 37,525	\$ 37,525	9/26/2011	9/26/11	12/1/12	Hawaii Alliance for Arts Ed	S	Grant assistance in support of SFCA project-ARTS FIRST and Artists in the Schools project	**See footnote below	N
AGS-881	A	\$ 13,333	O	\$ 40,000	\$ 40,000	11/1/2011	11/1/11	10/31/12	University of Hawaii	S	Grant assistance in support of SFCA project-SCEP Presenting & Touring Outreach project	**See footnote below	N
AGS-881	N	\$ 13,333	O	\$ 40,000	\$ 40,000	11/1/2011	11/1/11	10/31/12	University of Hawaii	S	Grant assistance in support of SFCA project-SCEP Presenting & Touring Outreach project	**See footnote below	N
AGS-881	N	\$ 4,167	O	\$ 12,500	\$ 10,000	8/24/2011	9/1/11	6/30/12	Naalehu Theatre	S	Grant assistance in support of SFCA project-Hawaiian Arts Youth Outreach	**See footnote below	N
AGS-881	N	\$ 6,667	O	\$ 20,000	\$ 8,000	9/6/2011	9/6/11	5/31/12	Honolulu Theatre for Youth	S	Grant assistance in support of SFCA project-Poetry Out Loud-Hawaii	**See footnote below	N
AGS-881	N	\$ 6,250	O	\$ 12,500	\$ 10,000	9/14/2011	9/14/11	9/13/12	HI Youth Symphony Assn	S	Grant assistance in support of SFCA project-Music in the Clubhouse	**See footnote below	N
AGS-881	B	\$ 100,000	O	\$ 700,000	\$ 504,000	6/18/2009	6/18/09	6/30/12	Paley Studios	S	Creation/installation of an exterior sculpture for the UH, Hilo campus	* See footnote below	N
AGS-881	B	\$ 12,500	O	\$ 75,000	\$ 14,800	7/1/2009	7/1/09	12/31/12	Zebsda, Wayne	S	Creation/installation of an exterior work of art for the Mililani 'Ike Elem. School	* See footnote below	N
AGS-881	B	\$ 12,500	O	\$ 75,000	\$ 60,000	7/1/2009	7/1/09	12/31/12	Tolutau, Viliami	S	Creation/installation of an exterior sculpture for the Nanaikapono Elem. School	* See footnote below	N
AGS-881	B	\$ 12,500	O	\$ 75,000	\$ 60,000	7/1/2009	7/1/09	12/31/12	Sabado, Philip	S	Creation/installation of an exterior work of art for the Pomaika'i Elem. School	* See footnote below	N

Department of Accounting and General Services
Active Contracts

Table 19

Prog ID	MOF	Payment Amount	Frequency (M/A/O)	Max Value (Original)	PO/Contract Balance as of 12/12/11	Date Executed	From	To	Organization (Vendor, Contractor, Lessor)	Category G/S/E/L	Description	Explanation of How Contract is Monitored	POS Y/N
AGS-881	B	\$ 2,900	M	\$ 72,450	\$ 12,761	1/20/2011	2/1/11	1/31/12	Alii Security Systems	S	Security services for the Hawaii State Art Museum	* See footnote below	N
AGS-881	B	\$ 22,667	O	\$ 68,000	\$ 13,600	8/10/2010	8/1/10	12/31/11	Freedman, James	S	Creation/installation of an exterior sculpture for the Kea'au High School	* See footnote below	N
AGS-881	B	\$ 40,000	O	\$ 200,000	\$ 10,000	10/20/2010	10/20/10	12/31/11	Bennett, Carol	S	Creation/installation of 16 photovoltaic glass panels for the No. 1 Capitol District building	* See footnote below	N
AGS-881	B	\$ 40,000	O	\$ 200,000	\$ 10,000	10/20/2010	10/20/10	12/31/11	Young, Doug	S	Creation/installation of a glass floor mural for the No. 1 Capitol District building	* See footnote below	N
AGS-881	B	\$ 16,667	O	\$ 100,000	\$ 100,000	10/20/2010	10/20/10	12/31/13	Shiroma, Randall	S	Creation/installation of an exterior work of art for Ka'u High School & Pahala Elem. School	* See footnote below	N
AGS-881	B	\$ 12,500	O	\$ 75,000	\$ 71,500	10/20/2010	10/20/10	12/31/13	Spindt, Allan	S	Creation/installation of an exterior work of art for the Mokapu Elem. School	* See footnote below	N
AGS-881	B	\$ 25,000	O	\$ 125,000	\$ 6,250	10/20/2010	10/20/10	12/31/11	Abe, Saturo	S	Creation/installation of ten 3/16" copper panels for the No. 1 Capitol District building	* See footnote below	N
AGS-881	B	\$ 12,500	O	\$ 75,000	\$ 75,000	10/20/2010	10/20/10	12/31/13	Flint, Robert	S	Creation/installation of an exterior work of art for the Maui Waena Intermediate School	* See footnote below	N
AGS-881	B	\$ 12,500	O	\$ 75,000	\$ 75,000	10/26/2010	10/26/10	12/31/13	O'neill, Calley	S	Creation/installation of an exterior work of art for the Kipapa Elem. School	* See footnote below	N
AGS-881	B	\$ 1,625	O	\$ 4,875	\$ 1,500	3/1/2011	4/1/11	9/30/11	Koh, Annette Songhee	S	To coordinate IT work and design online grant application forms and provide assistance in grants administration	* See footnote below	N
AGS-881	B	\$ 4,855	O	\$ 20,947	\$ 6,377	3/16/2011	3/16/11	12/30/11	Jones, Michael	S	Provide conservation maintenance care for bronze/copper medium artworks	* See footnote below	N
AGS-881	B	\$ 66,667	O	\$ 200,000	\$ 20,000	8/24/2011	8/24/11	6/30/12	Hawaii Alliance for Arts Ed	S	Grant assistance in support of SFCA project-HISAM student program and Neighbor Island travel	**See footnote below	N
AGS-881	B	\$ 50,000	O	\$ 250,000	\$ 237,500	7/14/2011	7/14/11	12/31/13	Bennett, Carol	S	Creation/delivery of an interior work of art for the UH-West Oahu Library Tower	* See footnote below	N

Department of Accounting and General Services
Active Contracts

Table 19

<u>Prog ID</u>	<u>MOF</u>	<u>Payment Amount</u>	<u>Frequency (M/A/O)</u>	<u>Max Value (Original)</u>	<u>PO/Contract Balance as of 12/12/11</u>	<u>Date Executed</u>	<u>From</u>	<u>To</u>	<u>Organization (Vendor, Contractor, Lessor)</u>	<u>Category G/S/E/L</u>	<u>Description</u>	<u>Explanation of How Contract is Monitored</u>	<u>POS Y/N</u>
AGS-881	B	\$ 30,000	O	\$ 150,000	\$ 150,000	8/9/2011	8/9/11	6/30/14	Mills Studio, Inc.	S	Creation/installation of an interior glass sculpture for the Manoa Public Library	* See footnote below	N
AGS-881	B	\$ 42,984	O	\$ 128,951	\$ 19,343	7/21/2011	7/21/11	6/30/12	Department of Education	S	Provide services to implement a visual arts education and exhibition program for the Art in Public Places project	* See footnote below	N
AGS-881	B	\$ 12,500	O	\$ 75,000	\$ 75,000	10/26/2011	10/31/11	12/31/14	Ching, Patrick	S	Creation/installation of an exterior work of art for the Lehua Elementary School	* See footnote below	N
AGS-881	B	\$ 12,500	O	\$ 75,000	\$ 75,000	10/31/2011	10/31/11	12/31/14	Duffet, Kim	S	Creation/installation of an exterior work of art for the Holomua Elementary School	* See footnote below	N
AGS-881	B	\$ 12,500	O	\$ 75,000	\$ 75,000	9/6/2011	9/6/11	12/31/14	Brown, Sean	S	Creation/installation of an exterior work of art for the Kohala Elementary School	* See footnote below	N
Division/Office/Attached Agency: State Foundation on Culture and the Arts Contact Person: Susan Naanos Phone No.: 586-0773													
*Pursuant to HRS Section 103-10, payment shall be made no later than 30 calendar days following the date of receipt of the invoice or after the satisfactory delivery of the goods or performance of the services, whichever is later. The vendor/contractor is owned interest if they cannot be paid within this time period.													
Pursuant to HRS 40-56, the person directly responsible for purchase order/contract signs a certification validating that goods and services have been received in good order and condition on the invoice.													
**Contract is monitored in accordance with Chapter 9, HRS (State Foundation on Culture and the Arts)													

Department of Accounting and General Services
Active Contracts

Table 19

Prog ID	MOF	Payment Amount	Frequency (M/A/O)	Max Value (Original)	PO/Contract Balance as of 12/12/11	Date Executed	Term of Contract		Organization (Vendor, Contractor, Lessor)	Category G/S/E/L	Description	Explanation of How Contract is Monitored	POS Y/N
							From	To					
AGS-889	B	\$ 15,304	O	\$ 81,823	\$ 66,519	12/7/2010	12/1/10	11/30/11	All Weather Surfaces-Hawaii	G	Paint & Supplies	* See footnote below	N
AGS-889	B	Year 1: \$24,465 Year 2: \$24,465	A	\$ 24,464	\$ 24,464	8/1/2008	7/1/08	6/30/12	University of Hawaii Athletics		Memorandum of Understanding with University of Hawaii Access Management subscription fee and credit card processing fee PO balance represents amount due for FYE 6/30/2011	* See footnote below	N
AGS-889	B	Year 1: \$1,605	M	\$ 4,814	\$ 3,209	4/20/2011	6/1/11	5/31/16	Xerox	E	Monthly lease for copier/scanner/printer equipment	* See footnote below	N
AGS-889	B	Original: \$25,926 Year 1: \$22,097 Year 2: \$1,855	M	Year 1: \$41,265 Year 2: \$41,265	Year 1: \$19,168 Year 2: \$39,409	10/16/2009	11/1/09	10/31/12	Oahu Air Conditioning Service, Inc.	S	Monthly air conditioning maintenance and extra work beyond regular monthly service 11/01/2009 through 10/31/2010 with the option to extend two additional twelve-month periods	* See footnote below	N
AGS-889	B	Year 1: \$3,096 Year 2: \$3,096 Year 3: \$2,580	M	\$ 3,096	\$ 516	1/30/2008	2/1/09	1/31/12	United Courier Svcs. Inc. dba United Armored Car Svcs.	S	Armored car services: pick up and delivery of deposits/cash	* See footnote below	N

Department of Accounting and General Services
Active Contracts

Table 19

Prog ID	MOF	Payment Amount	Frequency (M/A/O)	Max Value (Original)	PO/Contract Balance as of 12/12/11	Date Executed	From	To	Organization (Vendor, Contractor, Lessor)	Category G/S/E/L	Description	Explanation of How Contract is Monitored	POS Y/N
AGS-889	B	Original: \$25,500 Year 1: \$23,250 Year 2: \$2,250	M	\$ 29,400	\$ 27,150	11/1/2009	11/1/09	10/31/12	Otis Elevator Company	S	Monthly elevator & escalator maintenance, standby service for major events, and extra work beyond regular monthly service 11/01/2009 through 10/31/2010 with the option to extend three additional twelve-month periods	* See footnote below	N
AGS-889	B	Year 1 (Aug 2009- Jul 2010): \$384,876 Year 2 (Aug 2010 - July 2011): \$397,926 Year 3 (Aug 2011 -): \$142,625	O	\$ 417,524	\$ 274,899	7/22/2009	8/1/09	7/31/12	G4S Secure Solution (USA) Inc.	S	24-hour security guard services 08/31/2009 through 07/31/2012 with the option to extend two additional twelve-month periods	* See footnote below	N
AGS-889	B	Year 1: \$900	M	\$ 3,599	\$ 2,699	7/18/2011	7/1/11	6/30/16	Pitney Bowes	E	Postage meter machine lease PO balance represents amount for FYE 2012	* See footnote below	N
AGS-889	B	\$ 1,590	O	\$ 18,846	\$ 17,256	8/16/2011	8/1/11	7/31/12	East Bay Tire Co.	G	Tires for forklift, backhoe, golf cart, and sweeper	* See footnote below	N
AGS-889	B	\$ 4,799	O	\$ 21,593	\$ 16,794	8/23/2011	9/1/11	1/31/12	GP Roadway Solutions	G	Variable message signs, sign stands, and delineators for events	* See footnote below	N

Department of Accounting and General Services
Active Contracts

Table 19

Prog ID	MOF	Payment Amount	Frequency (M/A/O)	Max Value (Original)	PO/Contract Balance as of 12/12/11	Date Executed	From	To	Organization (Vendor, Contractor, Lessor)	Category G/S/E/L	Description	Explanation of How Contract is Monitored	POS Y/N
AGS-889	B	Original: \$134,978 Year 1: \$130,410 Year 2: \$134,978 Year 3 (as of Nov 2011): \$108,331	M	N/A	Paid through November 2011	1/8/2008	3/1/08	2/29/12	Rolloffs Hawaii, LLC	S	Refuse collection 03/01/2008 thru 02/28/2009 with the option to extend three additional twelve-month periods	* See footnote below	N
AGS-889	B	1. FY 2010 \$80,000 2. FY 2011 \$74,524	O	\$80,000 each fiscal year	\$5,476 as of 12/16/2011 for FY 2011	8/27/2009	FY 2010	FY 2012	State of Hawaii, Office of the Auditor	S	Audit and agreed upon procedures performed by Kobayashi, Kanetoku, Doi, Lum, & Yasuda's CPAs LLC	* See footnote below	N
AGS-889	B	\$ 1,564	O	\$ 7,067	\$ 5,503	8/5/2011	6/27/11	6/27/12	Air Gas West	G	Hand soap supplies	* See footnote below	N
AGS-889	B	\$ 13,140	O	\$ 18,872	\$ 5,732	8/9/2011	8/1/11	6/26/12	Ryan's Graphics Corporation	G	Printing and typesetting services	* See footnote below	N
AGS-889	B	-	O	\$ 272	\$ 272	8/1/2011	7/31/11	9/7/11	G & R Service	G	Lawn mower tires	* See footnote below	N
AGS-889	B		M	\$60,000 each year		9/1/2009	9/1/09	8/31/12	William D. Golz dba DG Productions	S	Scoreboard management & production/programming of advertising material	* See footnote below	N
AGS-889	B		O			1/1/2009	1/11/09	6/30/14	**CBS Collegiate Sports Properties	S	Advertising program	** See footnote below	

Department of Accounting and General Services
Active Contracts

Table 19

<u>Prog ID</u>	<u>MOF</u>	<u>Payment Amount</u>	<u>Frequency (M/A/O)</u>	<u>Max Value (Original)</u>	<u>PO/Contract Balance as of 12/12/11</u>	<u>Date Executed</u>	<u>From</u>	<u>To</u>	<u>Organization (Vendor, Contractor, Lessor)</u>	<u>Category G/S/E/L</u>	<u>Description</u>	<u>Explanation of How Contract is Monitored</u>	<u>POS Y/N</u>
AGS-889	B		M			9/1/2009	9/1/09	8/31/12	**Volume Services, Inc.	S	Market, coordinate, and manage the swap meet	** See footnote below	N
AGS-889	B		M			12/22/2000	1/6/01	1/5/12	**Volume Services, Inc.	S	Provide food and beverage, catering, and novelty sales at all Stadium events	** See footnote below	N
Stadium Authority/Aloha Stadium Contact Person: Russell Uchida Phone No.: 483-2753													
*Pursuant to HRS Section 103-10, payment shall be made no later than 30 calendar days following the date of receipt of the invoice or after the satisfactory delivery of the goods or performance of the services, whichever is later. The vendor/contractor is owned interest if they cannot be paid within this time period.													
Pursuant to HRS 40-56, the person directly responsible for purchase order/contract signs a certification validating that goods and services have been received in good order and condition on the invoice.													
**Contract executed under HRS Chapter 102 - Concessions on Public Property. Stadium Authority is compensated by the Concessionaire based on the terms and conditions of the Concessionaire's bid. As such, no purchase order has been issued for these contracts.													

Department of Accounting and General Services
Active Contracts

Table 19

Prog ID	MOF	Payment Amount	Frequency (M/A/O)	Max Value (Original)	PO/Contract Balance as of 12/12/11	Date Executed	Term of Contract		Organization (Vendor, Contractor, Lessor)	Category G/S/E/L	Description	Explanation of How Contract is Monitored	POS Y/N
							From	To					
AGS-901	A	\$ 107	M	\$ 6,431	\$ 5,573	4/7/2011	4/7/11	4/7/16	Xerox Corp.	E	Xerox Copier W7120P 60 Months Lease- Comptroller's Office	* See footnote below	N
AGS-901	A	\$ 63	M	\$ 3,780	\$ 3,024	1/1/2011	1/1/11	1/1/16	Xerox Corp.	E	Fax MFP3635X 60 Months Lease- Administrative Services Office	* See footnote below	N
AGS-901	A	\$ 477	M	\$ 28,595	\$ 11,438	1/9/2009	1/1/09	1/1/14	Xerox Corp.	E	Xerox Copier W7665 60 Months Lease- Administrative Services Office	* See footnote below	N
<p align="center">Division/Office/Attached Agency: Administrative Services Office Contact Person: Alvin Tamashiro Phone No.: 586-0699</p>													
<p>*Pursuant to HRS Section 103-10, payment shall be made no later than 30 calendar days following the date of receipt of the invoice or after the satisfactory delivery of the goods or performance of the services, whichever is later. The vendor/contractor is owned interest if they cannot be paid within this time period. Pursuant to HRS 40-56, the person directly responsible for purchase order/contract signs a certification validating that goods and services have been received in good order and condition on the invoice.</p>													

Department of Accounting and General Services
Active Contracts

Table 19

Prog ID	MOF	Payment Amount	Frequency (M/A/O)	Max Value (Original)	PO/Contract Balance as of 12/12/11	Date Executed	Term of Contract			Organization (Vendor, Contractor, Lessor)	Category G/S/E/L	Description	Explanation of How Contract is Monitored	POS Y/N
							From	To						
AGS-901	A	\$ 165	M	\$ 9,883	\$ 1,485	8/24/2007	8/24/07	8/24/12	Copier's Hawaii	E	Copier Scan Fax MX-450NB 60 Month Lease	*	N	
Division/Office/Attached Agency: Personnel Office Contact Person: Dianne Matsuura Phone No.: 586-0369														
*Pursuant to HRS Section 103-10, payment shall be made no later than 30 calendar days following the date of receipt of the invoice or after the satisfactory delivery of the goods or performance of the services, whichever is later. The vendor/contractor is owned interest if they cannot be paid within this time period. Pursuant to HRS 40-56, the person directly responsible for purchase order/contract signs a certification validating that goods and services have been received in good order and condition on the invoice.														

Department of Accounting and General Services
Active Contracts

Table 19

Prog ID	MOF	Payment Amount	Frequency (M/A/O)	Max Value (Original)	PO/Contract Balance as of 12/12/11	Date Executed	Term of Contract		Organization (Vendor, Contractor, Lessor)	Category G/S/E/L	Description	Explanation of How Contract is Monitored	POS Y/N
							From	To					
AGS-901	A	\$ 57	M	\$ 3,420	\$ 1,824	7/31/2009	7/31/09	6/30/14	Xerox Corp.	E	5 Year Copier 60 Months Lease	* See footnote below	N
Division/Office/Attached Agency: Systems and Procedures Office Contact Person: Glenn Segawa Phone No.: 586-0580													
*Pursuant to HRS Section 103-10, payment shall be made no later than 30 calendar days following the date of receipt of the invoice or after the satisfactory delivery of the goods or performance of the services, whichever is later. The vendor/contractor is owned interest if they cannot be paid within this time period. Pursuant to HRS 40-56, the person directly responsible for purchase order/contract signs a certification validating that goods and services have been received in good order and condition on the invoice.													

Department of Accounting and General Services
CIP Summary

Table 20

<u>Priority</u>	<u>Project Title</u>	<u>FY13 \$\$\$</u>	<u>MOF</u>
1	Kamamalu Building, Asbestos Removal & Building Renovation, Oahu	\$ 17,000,000.00	C
2	State Capitol, Reseal 5th Floor Roof Deck	\$ 8,000,000.00	C
3	Lump Sum Advance Planning, Statewide	\$ 1,000,000.00	C
4	Statewide Financial System Enterprise Reengineering (ERP)	\$ 15,000,000.00	C

CAPITAL PROJECT INFORMATION AND JUSTIFICATION SHEET

EXPENDING AGENCY:		
USER PROGRAM ID	CAPITAL PROJECT	
DEPT	NUMBER	NUMBER
AGS	221	L102

ISLAND
1

SEN DIST
12

REP DIST
28

PRIORITY NO.
1

PREV Prio NO.
3

PROJ. SCOPE
I

SCOPE CODES

- N - NEW
- I - RENOVATION
- A - ADDITION
- R - REPLACEMENT
- O - ONGOING

DATE
10/13/2011

PROJECT TITLE: KAMAMALU BUILDING, ASBESTOS REMOVAL AND BUILDING RENOVATION

PROJECT DESCRIPTION: Design and construction for asbestos mitigation and renovation of the approximately 75,000 gross square foot Kamamalu building.

TOTAL ESTIMATED PROJECT COST (In Thousands of Dollars)

COST ELEMENT	PRIOR APPROPRIATIONS (Including MOF)												APPROPRIATIONS (Incl MOF)			TOTAL PROJECT COST	
	ACT YR ITEM			ACT YR ITEM			ACT YR ITEM			ACT YR ITEM			Act 164/11 K-11	FY 2012	FY 2013		FUTURE YEARS
	177	02	K17B	178	05	K9	177	02	K17B	178	05	K9					
PLANS														150	1		151
LAND														0	0		0
DESIGN												1,400		2,000	152		3,552
CONSTRUCT													12,600 *	10,849	16,846		40,295
EQUIPMENT														1	1		2
TOTALS	0			0			0			0		1,400 (C)	12,600 (C) *	13,000	17,000 (C)	0	44,000

* 9,600,000 lapsed June 30, 2008
 1,500,000 lapsed June 30, 2011
 \$11,100,000 total lapsed

PROJECT INFORMATION AND JUSTIFICATION (use back if necessary):

a. Total Scope of Project.

(See attached.)

b. Identification of Need and Evaluation of Existing Situation.

(See attached.)

c. Alternatives Considered and Impact If Project is Deferred.

(See attached.)

d. Discuss What Improvements Will Take Place When Project Completed (including benefits to be derived and/or deficiencies this project intends to correct).

(See attached.)

e. Impact Upon Future Operating Requirements (show initial and ongoing funding requirements by cost element, including position count, means of financing, fiscal year).

(See attached.)

f. Additional Information:

(See attached.)

L102 - KAMAMALU BUILDING ASBESTOS REMOVAL AND BUILDING RENOVATION

Project Information and Justification

a. **Total Scope of Project.**

Design and construction for complete renovation of the 75,000 gross square foot (61,000 net square foot) Kamamalu Building. The renovation includes asbestos mitigation of existing floor, wall, and ceiling materials and space planning to efficiently use the office building space for all future tenants. Note: This appropriation request for design and construction funds complements design funds appropriated for the project under Act 177, SLH 2002, Item K-17B, and is being made after voluntarily lapsing \$9.6 million of the \$12.6 million in construction funds appropriated for the project under Act 178, SLH 2005, Item K-9. The initial work for removal of asbestos-containing and other hazardous materials, interior demolition of flooring, ceilings, partitions, electrical, plumbing, and air conditioning systems is complete. This work reduced the possibility of dealing with unforeseen site conditions during the final renovation work. The additional funding is necessary to complete the design and construction of the core and shell and tenant improvements as one comprehensive project, rather than rushing to use the lapsing construction funds for phased completion. This will also allow our design team to benefit from increased access to previously hidden/inaccessible areas once the current abatement work is complete.

b. **Identification of Need and Evaluation of Existing Situation.**

This renovation project will help maintain our State facilities assets and provide more efficient use of this existing office building located within the high-demand Capital District. Complete renovation, which includes electrical, data, roofing, air conditioning and elevator upgrades/replacement, will allow proper space planning to better utilize the building's floor space by more efficiently accommodating office functions. The scope of work also includes ADA public accessibility modifications and the goal of meeting the State's Energy Star and LEED Silver certification directives, as is feasible.

c. **Alternatives Considered and Impact If Project Is Denied.**

- (1) Tearing down this facility and building a new State Office Building on the same site has been considered, but due to the parcel's small size and prevailing zoning restrictions, new construction would only yield an approximately 14,900 square foot facility.
- (2) If additional funding for the project is denied, the Kamamalu Building will remain vacant as an empty shell lacking essential building systems (air conditioning, electrical power, elevators, etc.) to support occupancy.
- (3) Denial of construction funds will also result in additional delay for completion of the project. This would be unfortunate as lease rent costs for private office space continue to rise in the downtown district.

d. **Discuss What Improvements Will Take Place When Project Is Completed (including benefits to be derived and/or deficiencies this project will correct).**

If the existing building is properly space planned and renovated, more State personnel can be placed into an efficiently right-sized building incorporating the latest sustainability, green building, and beneficial occupancy concepts that are economically feasible.

- e. **Impact Upon Future Operating Requirements (show initial and ongoing funding requirements by cost element, including position count, means of financing, fiscal year).**

Normal repair and maintenance, custodial and utility costs will be required. Less funding will be spent on emergency "band-aid" repairs.

- f. **Additional Information:**

None.

TABLE R (5/97)

CAPITAL PROJECT INFORMATION AND JUSTIFICATION SHEET

EXPENDING AGENCY:		
USER PROGRAM ID	CAPITAL PROJECT	
DEPT	NUMBER	NUMBER
AGS	221	T101

ISLAND
1

SEN DIST
12

REP DIST
28

PRIORITY NO.
2

PREV Prio No.
N/A

PROJ. SCOPE
R

SCOPE CODES
 N - NEW
 I - RENOVATION
 A - ADDITION
 R - REPLACEMENT
 O - ONGOING

DATE
12/5/2011

PROJECT TITLE: STATE CAPITOL BUILDING, RESEAL FIFTH FLOOR ROOF DECK AND RELATED IMPROVEMENTS, OAHU

PROJECT DESCRIPTION: Construction to upgrade waterproofing and reseal the fifth floor roof deck, and related improvements, at the State Capitol Building.

TOTAL ESTIMATED PROJECT COST (In Thousands of Dollars)

COST ELEMENT	PRIOR APPROPRIATIONS (Including MOF)												APPROPRIATIONS (Incl MOF)			TOTAL PROJECT COST			
	ACT	YR	ITEM	ACT	YR	ITEM	ACT	YR	ITEM	ACT	YR	ITEM	ACT	YR	ITEM		FY 2012	FY 2013	FUTURE YEARS
PLANS																			0
LAND																			0
DESIGN																			0
CONSTRUCT																	8,000		8,000
EQUIPMENT																			0
TOTALS		0			0			0			0			0		0 (C)	8,000 (C)	0	8,000

PROJECT INFORMATION AND JUSTIFICATION (use back if necessary):

a. Total Scope of Project.

Construction to upgrade waterproofing and reseal the fifth floor roof deck at the State Capitol Building. Design was included in the FY12 Lump Sum Maintenance of Existing Facilities - PWD fund. Work includes demolition and installation of a new roof deck system as well as necessary improvements to related building components to ensure the roof deck is both watertight and functional.

b. Identification of Need and Evaluation of Existing Situation.

The existing roofing/waterproofing system has aged beyond its useful life, and it is no longer feasible to patch-repair the roof. Replacement and upgrade of the existing system, including related building components, is necessary to ensure the roof is watertight for the office below, and functional as a roof deck for the fifth floor occupants.

c. Alternatives Considered and Impact if Project is Deferred.

The alternative is to defer replacement and to continue to attempt to patch the roof when leaks are identified. This reactive approach would be more costly and less effective in the long run. Future costs to complete this work will increase exponentially as the system's rate of deterioration accelerates with age.

d. Discuss What Improvements Will Take Place When Project Completed (including benefits to be derived and/or deficiencies this project intends to correct).

A new, warranted roofing system and improvements to the related building components would be installed to maintain the integrity of the building envelope and to allow for proper use of the roof deck for this historic facility.

e. Impact Upon Future Operating Requirements (show initial and ongoing funding requirements by cost element, including position count, means of financing, fiscal year).

Annual maintenance and repair costs in response to trouble calls would be reduced.

f. Additional Information:

None.

CAPITAL PROJECT INFORMATION AND JUSTIFICATION SHEET

EXPENDING AGENCY:		
USER PROGRAM ID		CAPITAL PROJECT
DEPT	NUMBER	NUMBER
AGS	221	T105

ISLAND
0

SEN DIST
0

REP DIST
0

PRIORITY NO.
3

PREV PRIO NO.
N/A

PROJ. SCOPE
N

SCOPE CODES

- N - NEW
- I - RENOVATION
- A - ADDITION
- R - REPLACEMENT
- O - ONGOING

DATE
12/5/2011

PROJECT TITLE: LUMP SUM ADVANCE PLANNING, STATEWIDE

PROJECT DESCRIPTION: Development and implementation of statewide space needs and building asset management programs to more effectively plan for State occupied facilities. Target areas include workforce space needs planning, civic center master plan development, and State office building asset management and development.

TOTAL ESTIMATED PROJECT COST (In Thousands of Dollars)

COST ELEMENT	PRIOR APPROPRIATIONS (Including MOF)												APPROPRIATIONS (Including MOF)			TOTAL PROJECT COST					
	ACT	YR	ITEM	ACT	YR	ITEM	ACT	YR	ITEM	ACT	YR	ITEM	ACT	YR	ITEM		FY 2012	FY 2013	FUTURE YEARS		
PLANS																		1000		1,000	
LAND																				0	
DESIGN																				0	
CONSTRUCT																				0	
EQUIPMENT																				0	
TOTALS				0 (C)			0 (C)			0 (C)			0 (C)			0 (C)			1000 (C)	0 (C)	1,000

PROJECT INFORMATION AND JUSTIFICATION (use back if necessary):

a. Total Scope of Project.

(See attached.)

b. Identification of Need and Evaluation of Existing Situation.

(See attached.)

c. Alternatives Considered and Impact if Project is Deferred.

(See attached.)

d. Discuss What Improvements Will Take Place When Project Completed (including benefits to be derived and/or deficiencies this project intends to correct).

(See attached.)

e. Impact Upon Future Operating Requirements (show initial and ongoing funding requirements by cost element, including position count, means of financing, fiscal year).

(See attached.)

f. Additional Information:

(See attached.)

T105 – LUMP SUM ADVANCE PLANNING, STATEWIDE

PROJECT INFORMATION AND JUSTIFICATION

a. **Total Scope of Project:**

Development and implementation of statewide space needs and building asset management programs to more effectively plan for State occupied facilities. Target areas include workforce space needs planning, civic center master plan development, and State office building asset management and development.

Project includes developing and implementing a statewide space needs and building management information database; updating the State Capital District Master Plan; planning for civic center facilities at DAGS-managed and new properties, such as in Liliha and Wahiawa, Oahu, Kahului, Maui, and Kona, Hawaii. The State Capital District Master Plan update includes planning for future disposition of Kinau Hale and Queen Liliuokalani buildings in conjunction with the renovation of Kamamalu building, the possible demolition of AAFES, and the proposed Liliha Civic Center to meet current and future State office space needs.

b. **Identification of Need and Evaluation of Existing Situation.**

The space needs and building management information database will be used for planning purposes such as space reallocation and agency consolidation projects, new facilities needs analyses, equipment inventory listings, equipment inventory listings, space planning, building maintenance scheduling, and department relocation scenarios. Currently, DAGS has begun in-house updates of space allocations and development of a very limited computerized database containing information for the above purposes. Much more work to collect and verify information and to create a fully functional database remains.

Implementation of the original Capitol District Master Plan was never fully completed. This update of the master plan will be used to bring the project to completion. The civic center and State office building developments require planning studies to ensure optimal location and use of the sites. Looking forward, these efforts include identifying and pursuing alternative means of financing for design and construction, as needed and available.

c. **Alternatives Considered and Impact If Project Is Denied:**

There is no alternative. If the project is denied, DAGS will not be able to carry out our planning studies efficiently. This is because time will be wasted in the continued manual gathering and verification of data, locating and updating drawings, etc. A more comprehensive and functional database must also be programmed by specialists to be able to manage and fully utilize the pertinent information.

d. **Discuss What Improvements Will Take Place When Project Is Completed (including benefits to be derived and/or deficiencies this project will correct):**

Benefits of this project include:

- (1) Gather, generate, report and distribute planning study data more accurately and effectively.
- (2) Increase responsiveness to space/asset management and department relocation requests.
- (3) Ensure consistency and accuracy of asset inventories, personnel locations and space information data.

- (4) Make more effective and strategic planning decisions by having a more comprehensive understanding of DAGS facility assets and how they are used.
- (5) Begin the planning process for new civic centers and State office building developments at target sites, which will help define project scope, occupancy, and funding alternatives.

e. **Impact Upon Future Operating Requirements (show initial and ongoing funding requirements by cost element, including position count, means of financing, fiscal year):**

None.

f. **Additional Information:**

None.

TABLE R (5/97)

CAPITAL PROJECT INFORMATION AND JUSTIFICATION SHEET

EXPENDING AGENCY:		
USER PROGRAM ID		CAPITAL PROJECT
DEPT	NUMBER	NUMBER
AGS	131	U101

ISLAND
0

SEN DIST
0

REP DIST
0

PRIORITY
NO.
4

PREV
PRIO NO.
N/A

PROJ.
SCOPE
N

SCOPE CODES

- N - NEW
- I - RENOVATION
- A - ADDITION
- R - REPLACEMENT
- O - ONGOING

DATE
12/5/2011

PROJECT TITLE: STATEWIDE FINANCIAL SYSTEM ENTERPRISE REENGINEERING (ERP)

PROJECT DESCRIPTION: Plans, design, construction, and equipment for development and implementation of an integrated financial management system for the State of Hawaii.

TOTAL ESTIMATED PROJECT COST (In Thousands of Dollars)

COST ELEMENT	PRIOR APPROPRIATIONS (Including MOF)												APPROPRIATIONS (Incl MOF)			TOTAL PROJECT COST				
	ACT	YR	ITEM	ACT	YR	ITEM	ACT	YR	ITEM	ACT	YR	ITEM	ACT	YR	ITEM		FY 2012	FY 2013	FUTURE YEARS	
PLANS																	14,997			14,997
LAND																				0
DESIGN																		1	1,500	1,501
CONSTRUCT																		1	30,000	30,001
EQUIPMENT																		1	13,500	13,501
TOTALS																	0 (C)	15,000 (C)	45,000 (C)	60,000

PROJECT INFORMATION AND JUSTIFICATION (use back if necessary):

a. Total Scope of Project.

(See attached.)

b. Identification of Need and Evaluation of Existing Situation.

(See attached.)

c. Alternatives Considered and Impact If Project Is Deferred.

(See attached.)

d. Discuss What Improvements Will Take Place When Project Completed (including benefits to be derived and/or deficiencies this project intends to correct).

(See attached.)

e. Impact Upon Future Operating Requirements (show initial and ongoing funding requirements by cost element, including position count, means of financing, fiscal year).

(See attached.)

f. Additional Information:

(See attached.)

U101 – STATEWIDE FINANCIAL SYSTEM REENGINEERING (ERP)

Project Information and Justification

a. **Total Scope of Project:**

This request is to reengineer and transform the statewide financial management processes; identify all business requirements associated with a new integrated system to support the financial management activities within the State; and finally develop and execute the procurement actions (i.e., Request for Information, Request for Proposal and Quotation, and High-Level Project Plan for System Implementation) for an integrated financial management system for the State of Hawaii.

This project will:

- Perform business process reengineering activities in order to define and improve current processes within the Department of Accounting and General Services (DAGS), specifically Accounting and all related functions (e.g., payroll, central warrant writing, warrant reconciliation, and time and attendance) and Procurement, as appropriate; Budget and Finance (B&F); Department of Taxation (DOTAX); and to the extent appropriate the related processes within Department of Human Resources (DHRD);
- Apply a business process reengineering process that will provide near-term cost savings and will educate/train individuals within DAGS, B&F, DOTAX, and DHRD how to apply the business process reengineering methodology going forward;
- Identify all business requirements associated with a new integrated system to support the financial management activities within the State;
- Identify any necessary legislation to address the process requirements;
- Translate the business requirements into a systems requirements document (SRD) and ensures traceability to defined processes within each Department;
- Evaluate the utilization of integrated financial management systems within other States to understand lessons learned;
- Prepare and issue a Request for Information /Demonstration (RFI/D) of integrated financial management systems;
- Prepare the FY 2014 Biennial Budget Request for the purchase and a phased, statewide implementation of an integrated financial management system;
- Prepare and issue a Request for Proposal and Quotation (RFPQ) for a statewide integrated financial management system;
- Create a high-level project plan/approach for system implementation statewide including the initial steps for:
 - deploying the system in a modular manner within DAGS, B&F, DOTAX, and DHRD;
 - addressing cultural change management;
 - providing training plans for all Departments;
 - providing a communications plan; and,
 - supporting the transition from existing systems to the new integrated one.

b. **Identification of Need and Evaluation of Existing Situation:**

In general, the reason for this request includes the need for better decision making through the use of better information resources; IT modernization to replace obsolete legacy systems; and enabling the State to significantly improve constituent services through faster processes and more accurate and complete information.

Specifically, based on the recent assessment of *State Services and Creation of the Information Technology Baseline Report*, prepared by SAIC, a number of issues and cost savings/avoidance opportunities were identified regarding the status of financial management activities across the State. Using this documented assessment and the input of the Departmental leadership statewide, the following provides the key reasons for this request:

- Current processes are paper-based and are people intensive at a time where staff reductions are negatively impacting the performance of these processes within the State;
- The State is not maximizing receipt of revenues due to process inefficiencies
- Current financial reports (e.g., monthly and year-to-date expenditures) lag behind actual expenditures for the Departments due to current processes and financial management system;
- The required level of analytical analysis to support projections and other financial management activities is not possible given the current financial management process and system;
- Numerous Departments have “procured” and implemented financial management packages in an effort to meet management and reporting needs (especially Federal grant reporting requirements);
- Other Departments are planning on implementing a financial management package in an effort to meet management and reporting needs;
- Inaccurate and non-timely entry of time and accounting information increases the State’s payroll expenditures;
- Most Departments acknowledged that they were performing financial management with a variety of point solutions, custom systems, and hybrid spreadsheets and databases to pull and push information to/from the State’s financial system;
- The current financial management/tracking system (FAMIS) is a 25+-year old system design that is COBOL/mainframe-based and does not facilitate information integration or manipulation or necessary analytics;
- Support for the current financial management systems hardware (an IBM mainframe) will not be available indefinitely from the manufacturer and it will continue to be costly, and further, individuals with the requisite COBOL skills will continue to be a staffing challenge;
- The three Departments that manage the State’s financial position, DOTAX, B&F, and DAGS, operate in a non-integrated environment; and,
- Accrual-based accounting required for financial reporting (i.e., the Comprehensive Annual Financial Report) is manual intensive and cannot be produced within a reasonable (3-6 months after the close of the State’s fiscal year).

c. **Alternative Considered and Impact If Project Is Denied:**

The alternative is for the Statewide financial system to continue to operate now, which is paper-based, people intensive, costly and ineffective to meet the current and growing needs of the State.

d. **Discuss What Improvements Will Take Place When Project Is Completed (including benefits to be derived and/or deficiencies this project will correct):**

This request aligns to the Governor’s information technology transformation initiative. Additionally, this project will comply with the defined enterprise architecture and tactical plans that will be identified in the IT Strategic Plan, which will be delivered by the Chief Information Officer in July 2012.

- e. **Impact Upon Future Operating Requirements (show initial and ongoing funding requirements by cost element, including position count, means of financing, fiscal year):**

As a measure of effectiveness, the system requirements resulting from the business process reengineering will be fully aligned with the IT Strategic Plan that will be completed by Hawai'i's Chief Information Officer (CIO) by July 2012. In addition, it will also comply with the defined enterprise architecture and tactical plans defined by the CIO.

- f. **Additional Information:**

None.

Department of Accounting and General Services
Division Resources

Table 21


<u>Division</u>	<u>Associated Program IDs</u>				
Accounting Division	AGS-101	AGS-102	AGS-103		
Audit Division	AGS-104				
Archives Division	AGS-111				
Information & Communication Services Division	AGS-131				
Survey Division	AGS-211				
Public Works Division	AGS-221	AGS-223			
Central Services Division	AGS-231	AGS-232	AGS-233		
Automotive Management Division	AGS-251	AGS-252			
<u>Administratively Attached Agencies</u>					
State Procurement Office	AGS-240	AGS-244			
King Kamehameha Celebration Commission	AGS-818				
Campaign Spending Commission	AGS-871				
Office of Elections	AGS-879				
State Foundation on Culture and the Arts	AGS-881				
Stadium Authority	AGS-889				
Wireless Enhanced 911 Board	AGS-891				
<u>District and Administrative Offices</u>					
Hawaii District Office	AGS-807				
Maui District Office	AGS-807				
Kauai District Office	AGS-807				
Comptroller's Office	AGS-901				
Administrative Services Office	AGS-901	AGS-203			
Personnel Office	AGS-901				
Systems and Procedures Office	AGS-901				

Department of Accounting and General Services
Organization Changes

Table 22

<u>Year of Change</u> FY12/FY13	<u>Page Number</u>	<u>Description of Change</u>
FY13		Pending Organization of this office - Establishment of the Office of Information Management and Technology (Chief Information Officer Program) pursuant to Act 84, SLH 2011.
FY13		Pending Organization of this committee - Establishment of the Information Technology Steering Committee (Chief Information Officer Program) pursuant to Act 84, SLH 2011.

DEPARTMENT OF ACCOUNTING AND GENERAL SERVICES



FY 2010-2011 ORGANIZATION AND POSITION ORGANIZATION CHARTS BY BRANCH LEVEL AND ABOVE

ORGANIZATION AND POSITION ORGANIZATION CHARTS

TABLE OF CONTENTS--ORGANIZATION AND POSITION ORGANIZATION CHARTS

	<u>Page</u>
Department (Organization Chart I)	1
Department Administration (Organization Chart II)	2
Office of the Comptroller (Position Organization Chart II-A)	3
Personnel Office (Position Organization Chart II-B)	4
Systems and Procedures Office (Position Organization Chart II-C)	5
Administrative Services Office (Position Organization Chart II-D)	6
Accounting Services (Position Organization Chart II-E)	7
Audit Division (Organization Chart III)	8
Audit Division (Position Organization Chart III-A)	9
Accounting Division (Organization Chart IV)	10
Accounting Division (Position Organization Chart IV-A)	11
Uniform Accounting and Reporting Branch (Position Organization Chart IV-B)	12
Systems Accounting Branch (Position Organization Chart IV-C)	13
Pre-Audit Branch (Position Organization Chart IV-D)	14
Information and Communication Services Division (Organization Chart V)	15
Information and Communication Services Division (Position Organization Chart V-A)	16
Client Services Branch I (For Human Resources and Employee Benefits) (Position Organization Chart V-B)	17
Client Services Branch II (For Finance, Commerce, and Labor) (Position Organization Chart V-C)	18
Technology Support Services Branch (Position Organization Chart V-D)	19
Systems Services Branch (Position Organization Chart V-E)	20
Telecommunications Services Branch (Position Organization Chart V-F)	21
Production Services Branch (Position Organization Chart V-G)	22
Production Management Section, Computer Operations Unit (Position Organization Chart V-H)	23
Production Management Section, Scheduling and Control Unit (Position Organization Chart V-I)	24
Network Control and Equipment Support Section, Network Control Unit (Position Organization Chart V-J)	25

	<u>Page</u>
Central Services Division (Organization Chart VI.1)	26
Central Services Division (Position Organization Chart VI-A)	27
Program Services Office and Purchasing Services Office (Position Organization Chart VI-A)	27
Public Building Repair and Alterations Branch (Organization Chart VI.2).....	28
Public Building Repair and Alterations Branch (Position Organization Chart VI-B).....	29
Public Building Management Services Branch (Organization Chart VI.3)	30
Public Building Management Services Branch (Position Organization Chart VI-C)	31
Building Management Unit A (Position Organization Chart VI-D)	32
Building Management Unit B (Position Organization Chart VI-E)	33
Building Management Unit C (Position Organization Chart VI-F)	34
Grounds Maintenance Section (Position Organization Chart VI-G)	35
Public Works Division (Organization Chart VII)	36
Public Works Division (Position Organization Chart VII-A)	37
Staff Services Office (Position Organization Chart VII-B)	38
Technical Services Branch (Position Organization Chart VII-C)	39
Planning Branch (Position Organization Chart VII-D)	40
Project Management Branch (Position Organization Chart VII-E)	41
Construction Management Branch (Position Organization Chart VII-F)	42
Leasing Services Branch (Position Organization Chart VII-G)	43
Archives Division (Organization Chart VIII)	44
Archives Division (Position Organization Chart VIII-A)	45
Automotive Management Division (Organization Chart IX)	46
Automotive Management Division (Position Organization Chart IX-A)	47
Land Survey Division (Organization Chart X)	48
Land Survey Division (Position Organization Chart X-A)	49

Hawaii District Office (Organization Chart XI) 50
Hawaii District Office (Position Organization Chart XI-A) 51
 Central Services Branch, Hilo-Kau Section (Position Organization Chart XI-B) 52
 Central Services Branch, Honokaa-Kohala and Kona Sections (Position Organization Chart X-C) 53

Maui District Office (Organization Chart XII) 54
Maui District Office (Position Organization Chart XII-A) 55
 Central Services Branch (Position Organization Chart XII-B) 56

Kauai District Office (Organization Chart XIII) 57
Kauai District Office (Position Organization Chart XIII-A) 58
 Central Services Branch (Position Organization Chart XIII-B) 59

State Foundation on Culture and the Arts (Organization Chart XIV) 60
State Foundation on Culture and the Arts (Position Organization Chart XIV-A) 61
 Designated Programs, Art in Public Places, Support Services Staff
 (Position Organization Chart XIV-B) 62

King Kamehameha Celebration Commission (Organization Chart XV) 63
King Kamehameha Celebration Commission (Position Organization Chart XV-A) 64

Stadium Authority (Organization Chart XVI) 65
 Office of the Manager (Position Organization Chart XVI-A) 66
 Administrative Services Office (Position Organization Chart XVI-B) 67
 Events Management Branch (Position Organization Chart XVI-C) 68
 Engineering and Maintenance Management Branch (Position Organization Chart XVI-D) 69
 Building Construction and Maintenance Section (Position Organization Chart XVI-E) 70
 General Services Section (Position Organization Chart XVI-F) 71
 Box Office Management Branch (Position Organization Chart XVI-G) 72
 Security Management Branch (Position Organization Chart XVI-H) 73

State Procurement Office (Organization Chart XVII) 74
State Procurement Office (Position Organization Chart XVII-A) 75

	<u>Page</u>
Office of Elections (Organization Chart XVIII)	76
Office of Elections (Position Organization Chart XVIII-A).....	77
Office of Elections, Reapportionment Commission (Position Organization Chart XVIII-B).....	78
Campaign Spending Commission (Organization Chart XIV)	79
Campaign Spending Commission (Position Organization Chart XIV-A)	80
Wireless Enhanced 911 Board (Organization Chart XV)	81
State Building Code Council (Organization Chart XVI)	82
Information Privacy and Security Council (Organization Chart XVII)	83
Access Hawaii Committee (Organization Chart XVIII)	84

STATE OF HAWAII
DEPARTMENT OF ACCOUNTING AND GENERAL SERVICES

ORGANIZATION CHART

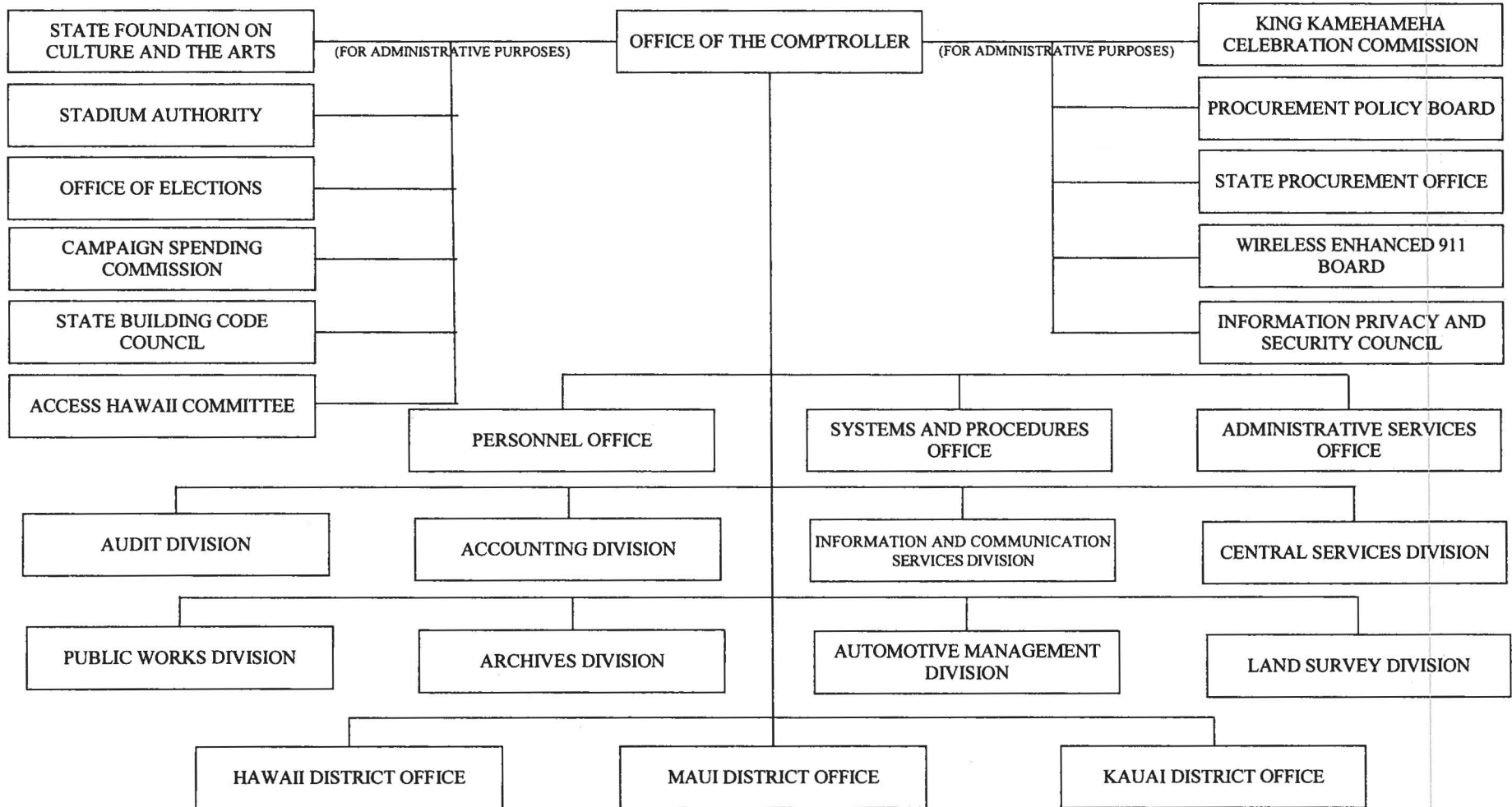
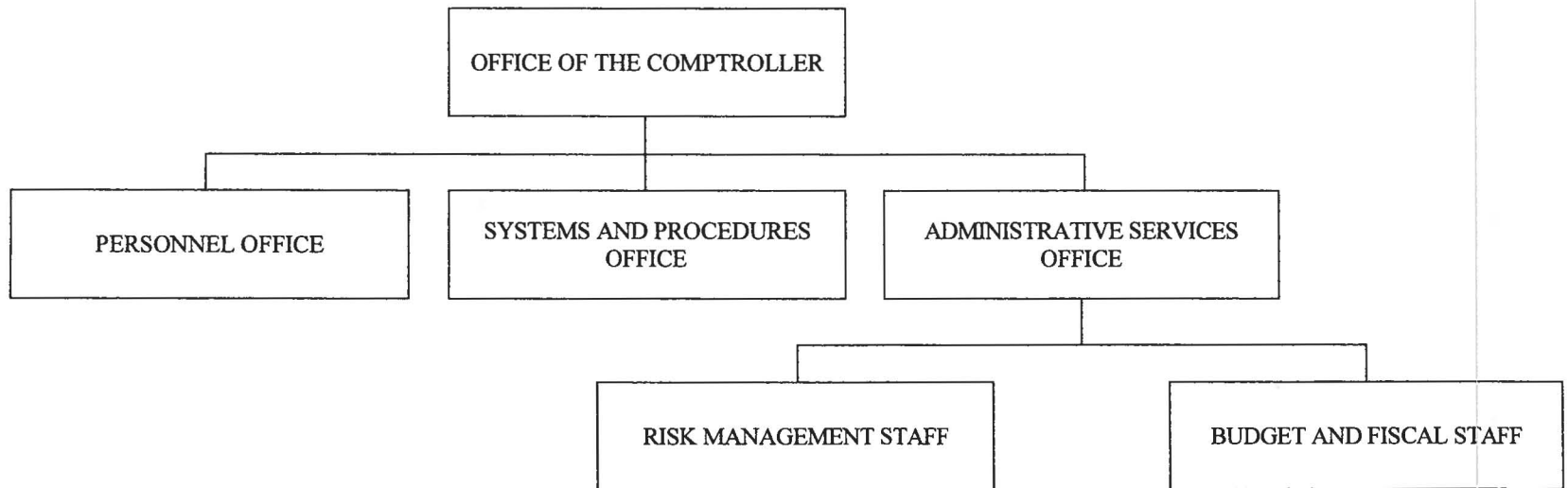


CHART I

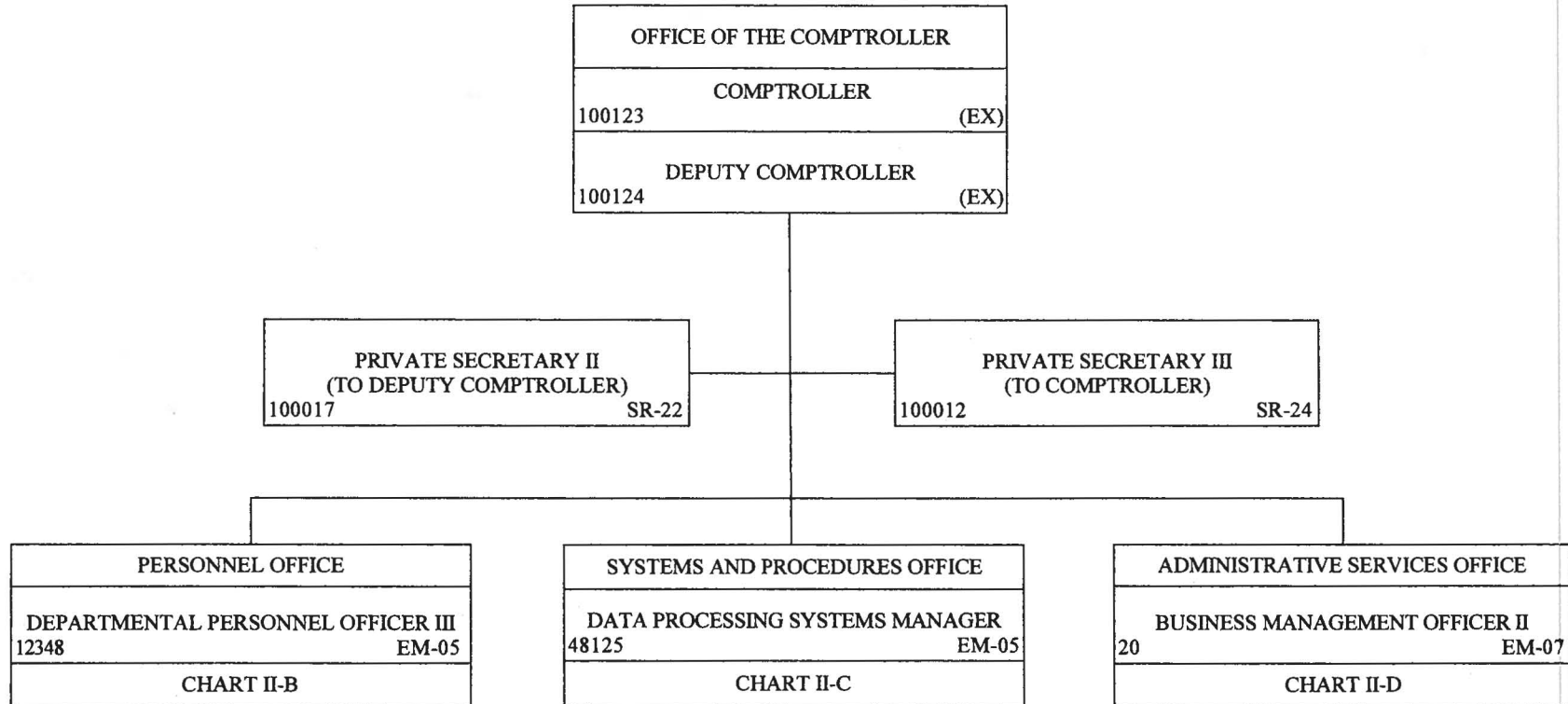
STATE OF HAWAII
DEPARTMENT OF ACCOUNTING AND GENERAL SERVICES
DEPARTMENT ADMINISTRATION

ORGANIZATION CHART




STATE OF HAWAII
 DEPARTMENT OF ACCOUNTING AND GENERAL SERVICES
 DEPARTMENT ADMINISTRATION

POSITION ORGANIZATION CHART



STATE OF HAWAII
 DEPARTMENT OF ACCOUNTING AND GENERAL SERVICES
 DEPARTMENT ADMINISTRATION
 PERSONNEL OFFICE

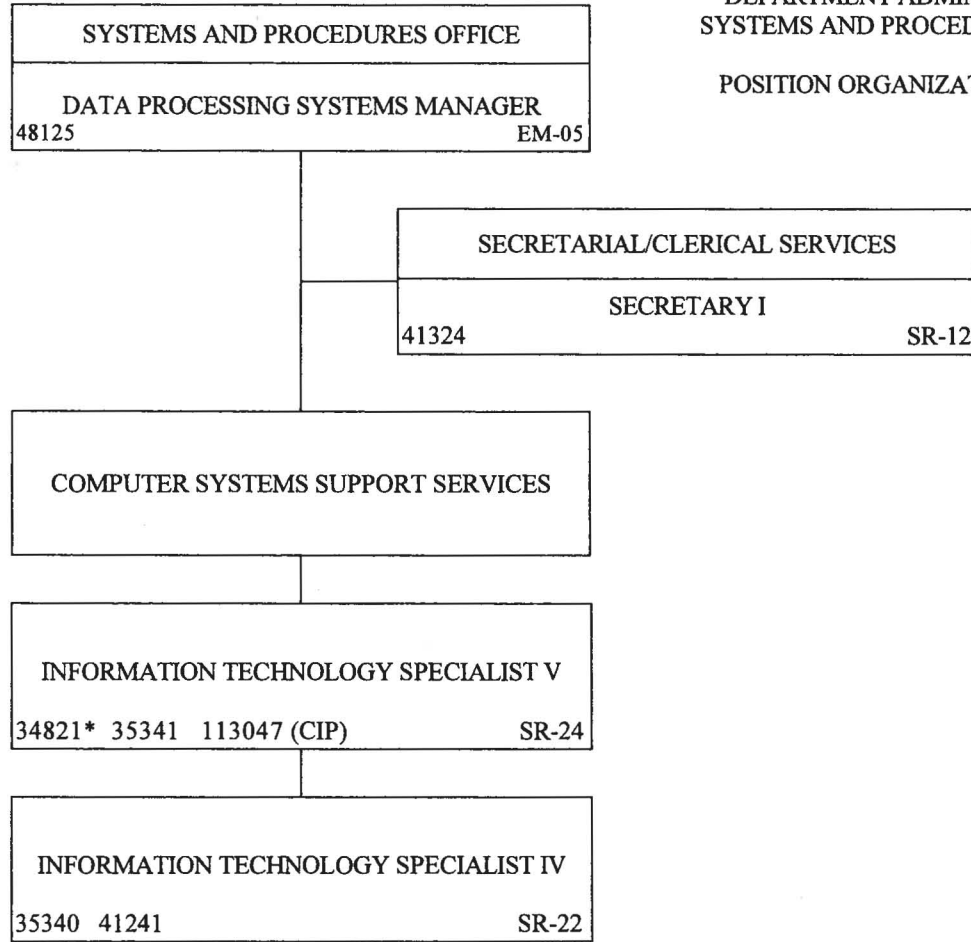
POSITION ORGANIZATION CHART



* POSITION NO. 35455 WAS ABOLISHED ON 07/01/10 PURSUANT TO ACT 180/SLH 2010.

STATE OF HAWAII
 DEPARTMENT OF ACCOUNTING AND GENERAL SERVICES
 DEPARTMENT ADMINISTRATION
 SYSTEMS AND PROCEDURES OFFICE

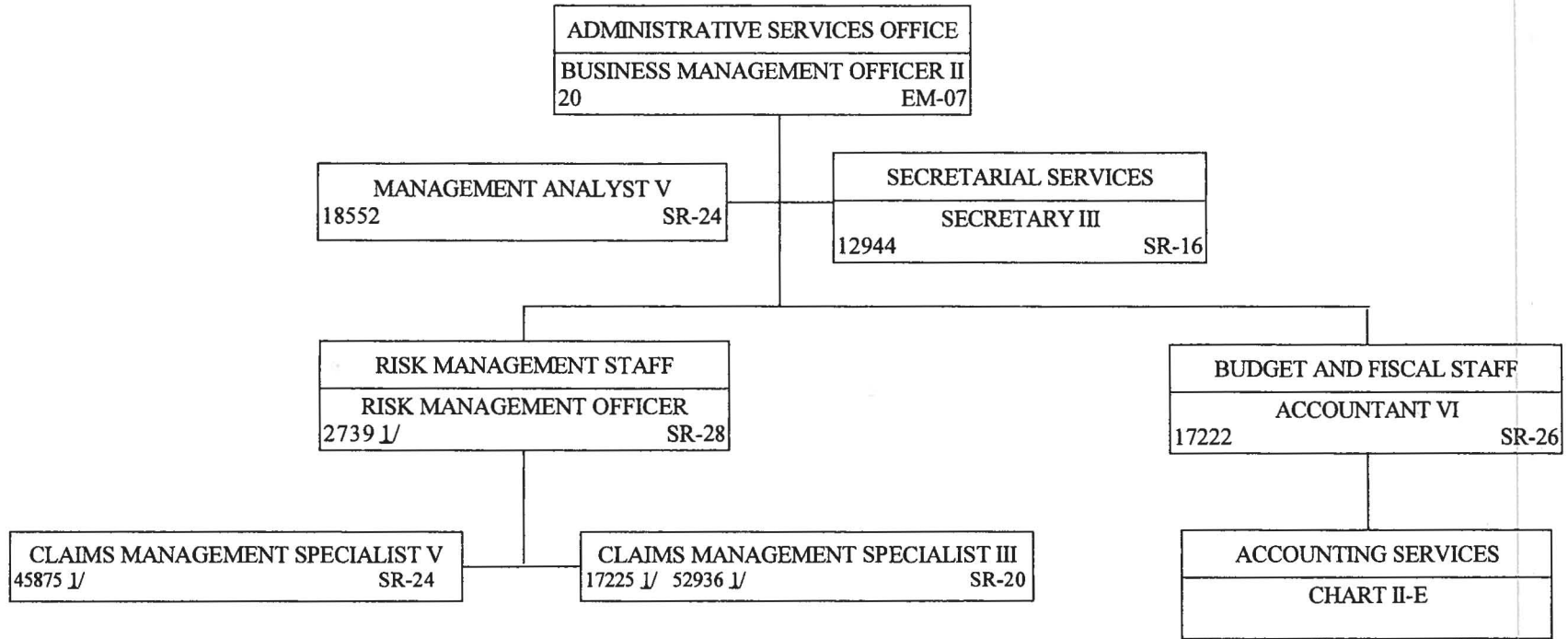
POSITION ORGANIZATION CHART



* POSITION NO. 34821 WAS ABOLISHED ON 07/01/10 PURSUANT TO ACT 180/SLH 2010.

STATE OF HAWAII
 DEPARTMENT OF ACCOUNTING AND GENERAL SERVICES
 DEPARTMENT ADMINISTRATION
 ADMINISTRATIVE SERVICES OFFICE


POSITION ORGANIZATION CHART



1/ POSITIONS ARE FUNDED BY REVOLVING FUNDS.

STATE OF HAWAII
 DEPARTMENT OF ACCOUNTING AND GENERAL SERVICES
 DEPARTMENT ADMINISTRATION
 ADMINISTRATIVE SERVICES OFFICE
 ACCOUNTING SERVICES

POSITION ORGANIZATION CHART

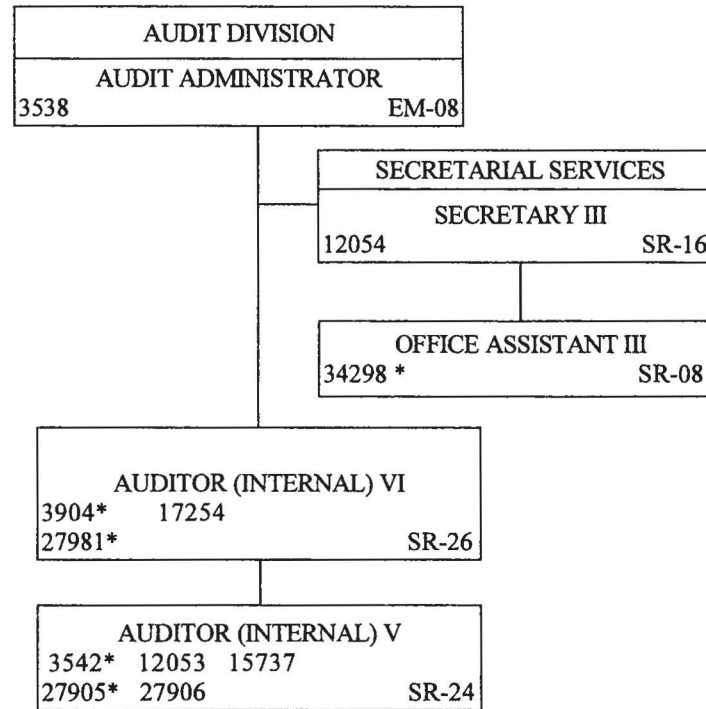


1/ POSITION NO. 3540 FUNDED BY INTER-DEPARTMENTAL TRANSFERS FUND (U) .

* POSITION NO. 13275 WAS ABOLISHED ON 07/01/10 PURSUANT TO ACT 180/SLH 2010.


STATE OF HAWAII
 DEPARTMENT OF ACCOUNTING AND GENERAL SERVICES
 AUDIT DIVISION

POSITION ORGANIZATION CHART



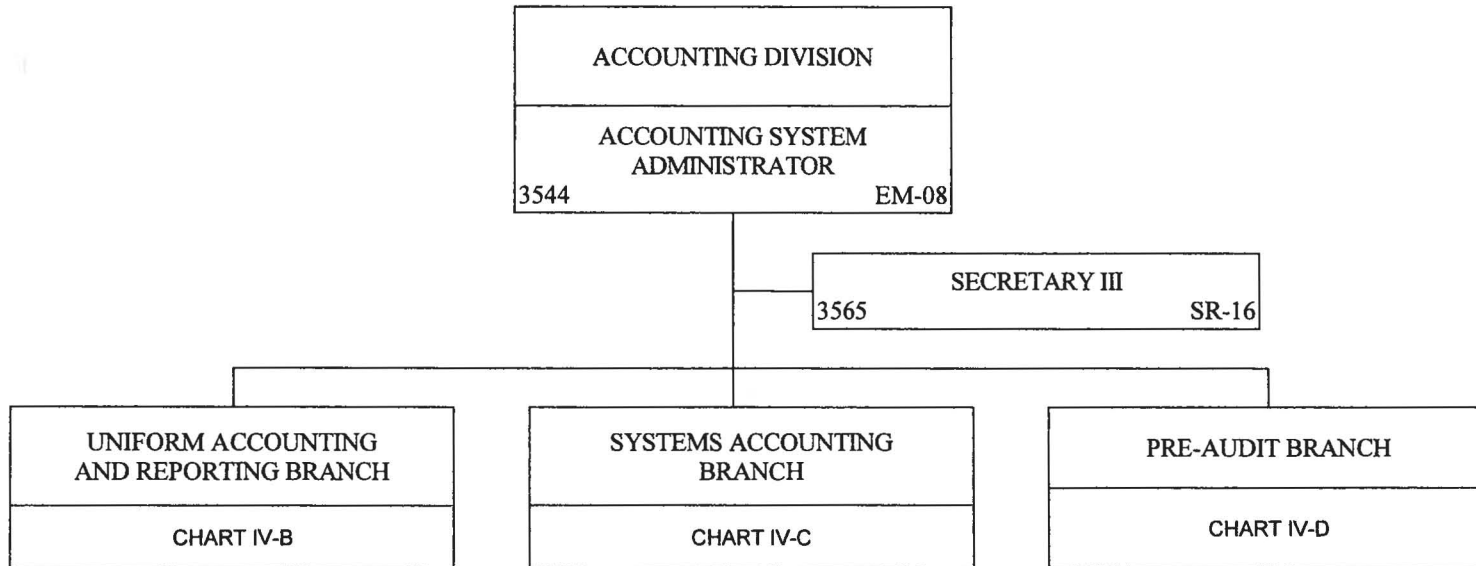
* POSITION NOS. 3542, 3904, 27905, 27981, AND 34298 WERE ABOLISHED ON 07/01/10 PURSUANT TO ACT 180/SLH 2010.

STATE OF HAWAII
DEPARTMENT OF ACCOUNTING AND GENERAL SERVICES
ACCOUNTING DIVISION
ORGANIZATION CHART



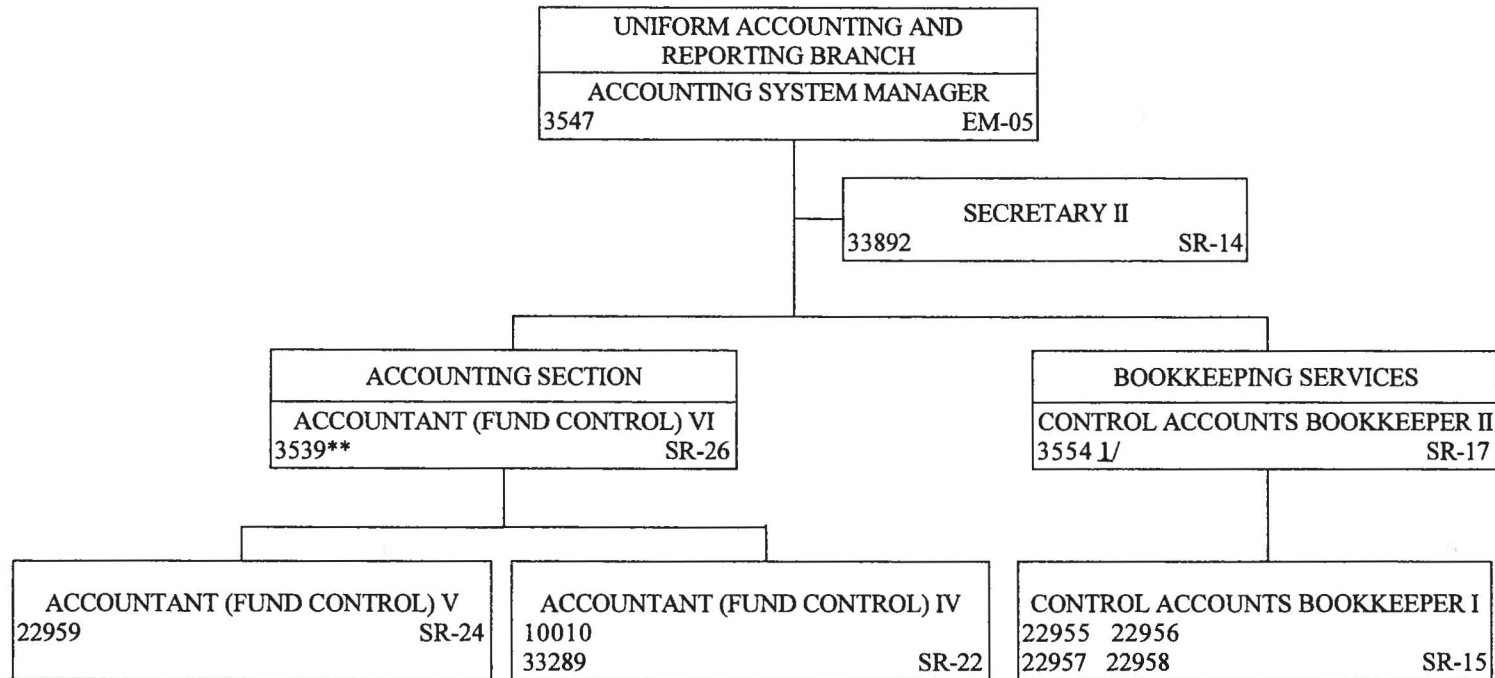
STATE OF HAWAII
DEPARTMENT OF ACCOUNTING AND GENERAL SERVICES
ACCOUNTING DIVISION

POSITION ORGANIZATION CHART



STATE OF HAWAII
 DEPARTMENT OF ACCOUNTING AND GENERAL SERVICES
 ACCOUNTING DIVISION
 UNIFORM ACCOUNTING AND REPORTING BRANCH

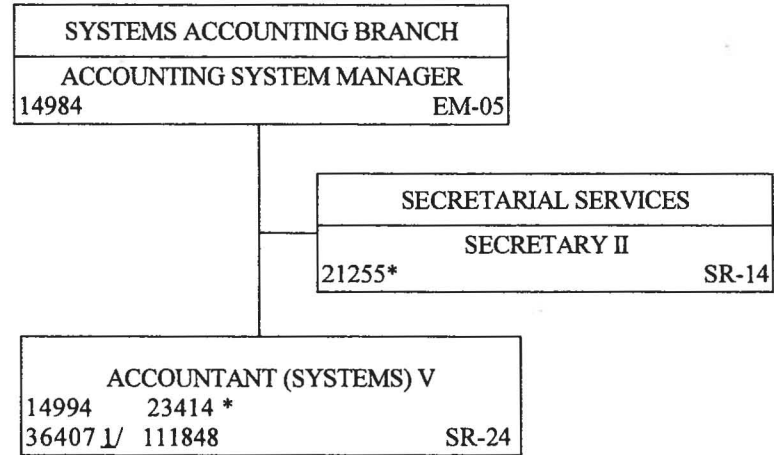
POSITION ORGANIZATION CHART



1/ POSITION NO. 3554 REALLOCATED TO CONTROL ACCOUNTS BOOKKEEPER I, SR-15, ON 01/17/08, EFFECTIVE 02/01/08.

** POSITION NO. 3539 RESTORED WITH NO FUNDING EFFECTIVE 07/01/10 PURSUANT TO ACT 180/SLH 2010. FULL FUNDING APPROVED BY ACT 164/SLH 2011.

STATE OF HAWAII
 DEPARTMENT OF ACCOUNTING AND GENERAL SERVICES
 ACCOUNTING DIVISION
 SYSTEMS ACCOUNTING BRANCH
 POSITION ORGANIZATION CHART

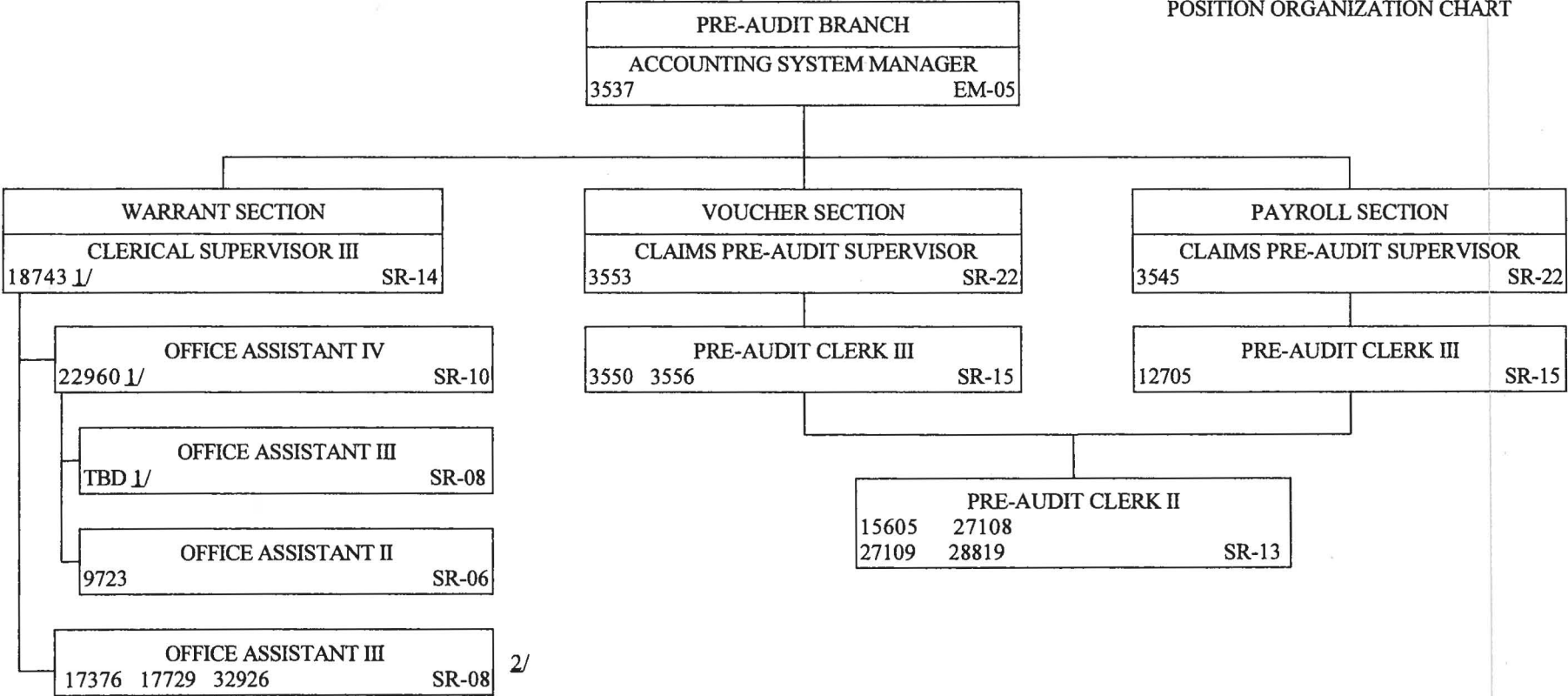


1/ POSITION REALLOCATED TO ACCOUNTANT (SYSTEMS) IV, SR-22, ON 02/14/06,
 EFFECTIVE 02/16/06.

* POSITION NOS. 21255 AND 23414 WERE ABOLISHED ON 07/01/10, PURSUANT TO ACT 180/SLH 2010.

STATE OF HAWAII
 DEPARTMENT OF ACCOUNTING AND GENERAL SERVICES
 ACCOUNTING DIVISION
 PRE-AUDIT BRANCH

POSITION ORGANIZATION CHART

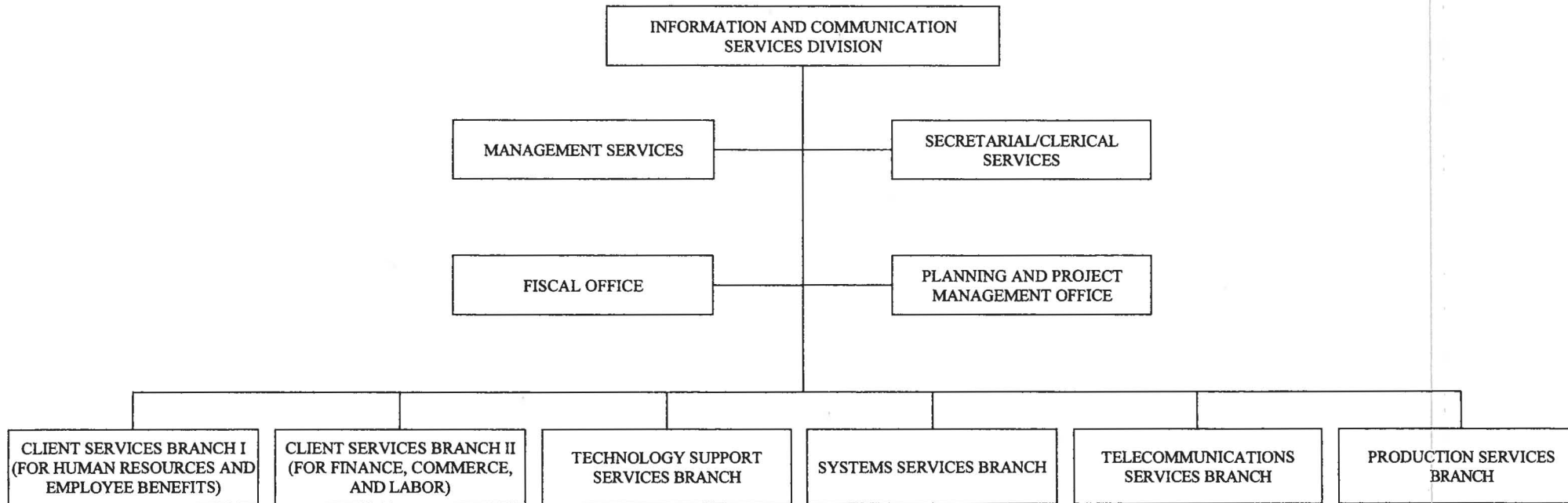


1/ POSITION TO BE REDESCRIBED.

2/ ONE POSITION (TO BE DETERMINED) WILL BE REDESCRIBED AND PLACED UNDER THE SUPERVISION OF POSITION NO. 22960


STATE OF HAWAII
DEPARTMENT OF ACCOUNTING AND GENERAL SERVICES
INFORMATION AND COMMUNICATION SERVICES DIVISION

ORGANIZATION CHART



STATE OF HAWAII
DEPARTMENT OF ACCOUNTING AND GENERAL SERVICES
INFORMATION AND COMMUNICATION SERVICES DIVISION

POSITION ORGANIZATION CHART

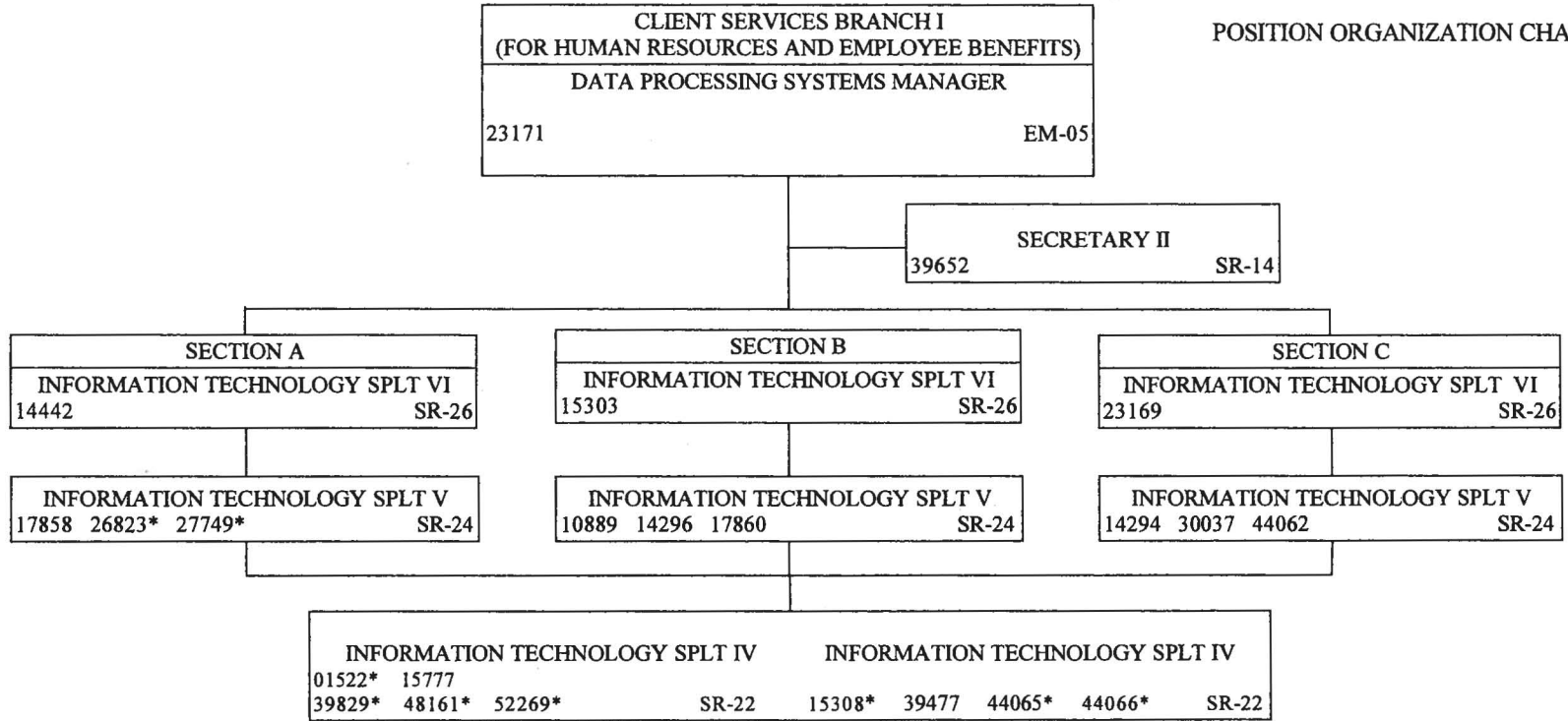


1/ CURRENTLY FILLED AT EM-08 LEVEL

* POSITION NOS. 14444, 16061, 17863, 29672, AND 43301 WERE ABOLISHED ON 07/01/10 PURSUANT TO ACT 180/SLH 2010.

STATE OF HAWAII
 DEPARTMENT OF ACCOUNTING AND GENERAL SERVICES
 INFORMATION AND COMMUNICATION SERVICES DIVISION
 CLIENT SERVICES BRANCH I
 (FOR HUMAN RESOURCES AND EMPLOYEE BENEFITS)

POSITION ORGANIZATION CHART



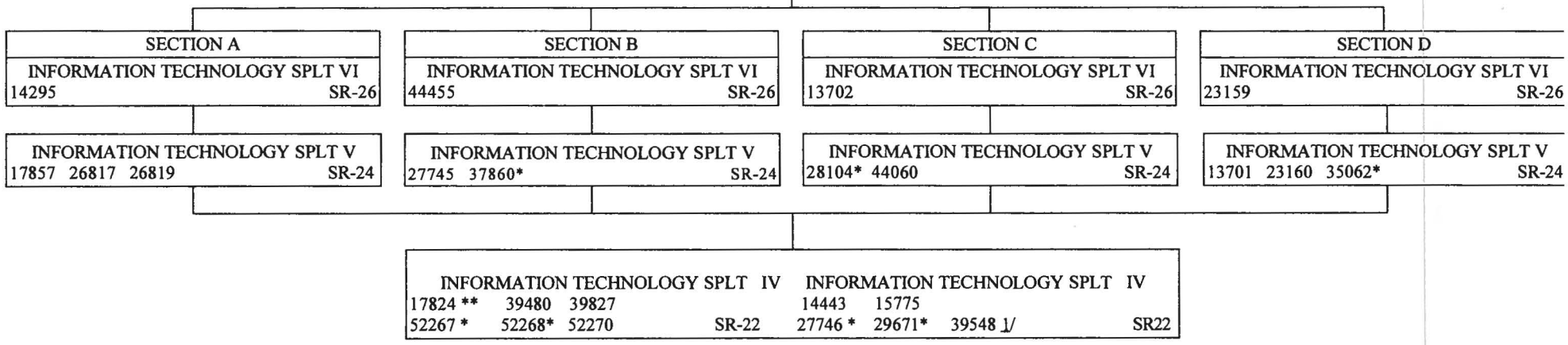
* POSITION NOS. 01522, 15308, 26823, 27749, 39829, 44065, 44066, 48161 AND 52269 WERE ABOLISHED ON 07/01/10 PURSUANT TO ACT 180/SLH 2010.

STATE OF HAWAII
 DEPARTMENT OF ACCOUNTING AND GENERAL SERVICES
 INFORMATION AND COMMUNICATION SERVICES DIVISION
 CLIENT SERVICES BRANCH II
 (FOR FINANCE, COMMERCE, AND LABOR)

POSITION ORGANIZATION CHART

CLIENT SERVICES BRANCH II (FOR FINANCE, COMMERCE, AND LABOR)	
DATA PROCESSING SYSTEMS MANAGER	
14293	EM-05

SECRETARY II	
14297	SR-14



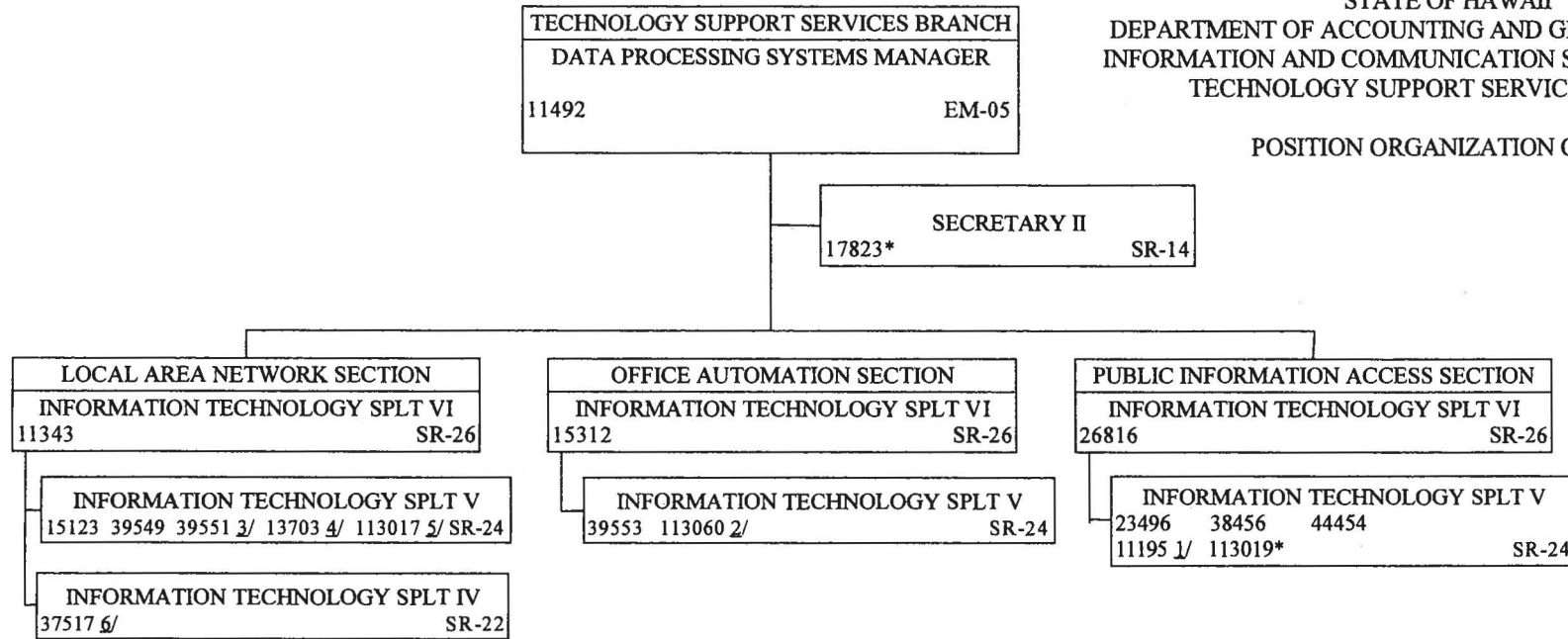
1/ POSITION NO. 39548 TRANSFERRED FROM TECHNOLOGY SUPPORT SERVICES BRANCH ON 10/22/10, EFFECTIVE 11/01/10.

* POSITION NOS. 27746, 28104, 29671, 35062, 37860, 52267, AND 52268 WERE ABOLISHED ON 07/01/10 PURSUANT TO ACT 180/SLH 2010.

** POSITION NO. 17824 RESTORED WITH NO FUNDING EFFECTIVE 07/01/10, PURSUANT TO ACT 180/SLH 2010. POSITION IS FUNDED EFFECTIVE 07/01/11, PURSUANT TO ACT 164/SLH 2011.

STATE OF HAWAII
 DEPARTMENT OF ACCOUNTING AND GENERAL SERVICES
 INFORMATION AND COMMUNICATION SERVICES DIVISION
 TECHNOLOGY SUPPORT SERVICES BRANCH

POSITION ORGANIZATION CHART

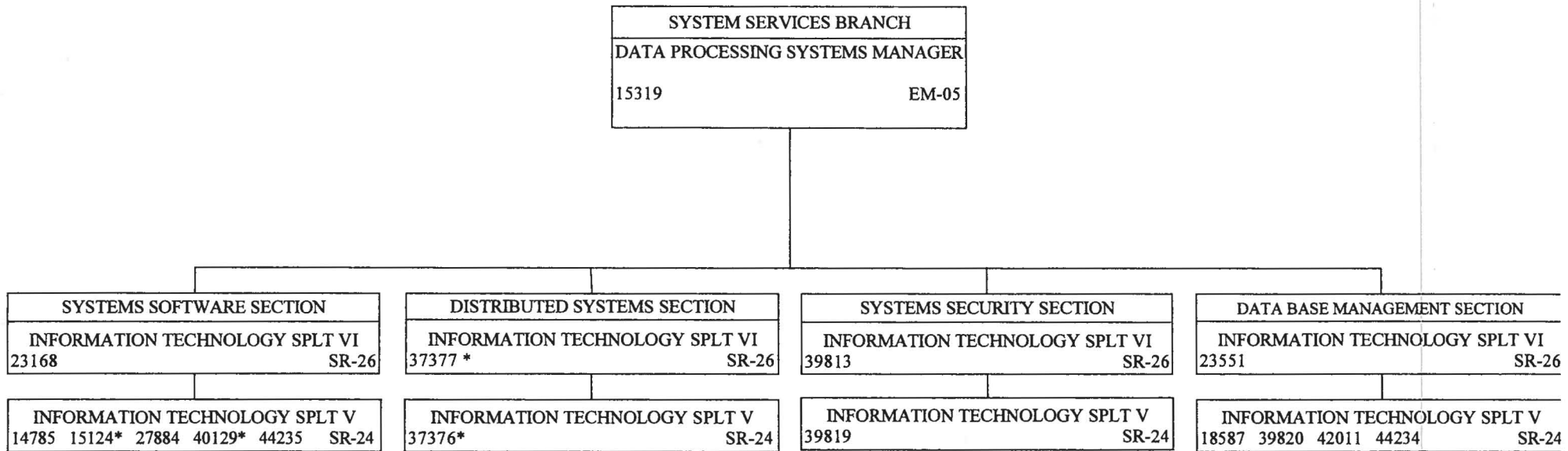


- 1/ POSITION NO. 11195 REALLOCATED TO INFORMATION TECHNOLOGY SPECIALIST IV, SR-22, ON 10/08/08 EFFECTIVE 10/16/08.
- 2/ POSITION NO. 113060 REALLOCATED TO INFORMATION TECHNOLOGY SPECIALIST III, SR-20, ON 09/17/08 EFFECTIVE 09/18/08.
- 3/ POSITION NO. 39551 REALLOCATED TO INFORMATION TECHNOLOGY SPECIALIST IV, SR-22, ON 12/02/10, EFFECTIVE 12/03/10.
- 4/ POSITION NO. 13703 TRANSFERRED FROM OFFICE AUTOMATION SECTION TO LOCAL AREA NETWORK SECTION ON 02/25/11.
- 5/ POSITION NO. 113017 TRANSFERRED FROM PUBLIC INFORMATION ACCESS SECTION TO LOCAL AREA NETWORK SECTION ON 02/25/11.
- 6/ POSITION NO. 37517 TRANSFERRED FROM CLIENT SERVICES BRANCH II ON 02/24/11, EFFECTIVE 03/01/11.

* POSITION NOS. 17823 AND 113019 WERE ABOLISHED ON 07/01/10 PURSUANT TO ACT 180/SLH 2010.

STATE OF HAWAII
 DEPARTMENT OF ACCOUNTING AND GENERAL SERVICES
 INFORMATION AND COMMUNICATION SERVICES DIVISION
 SYSTEMS SERVICES BRANCH

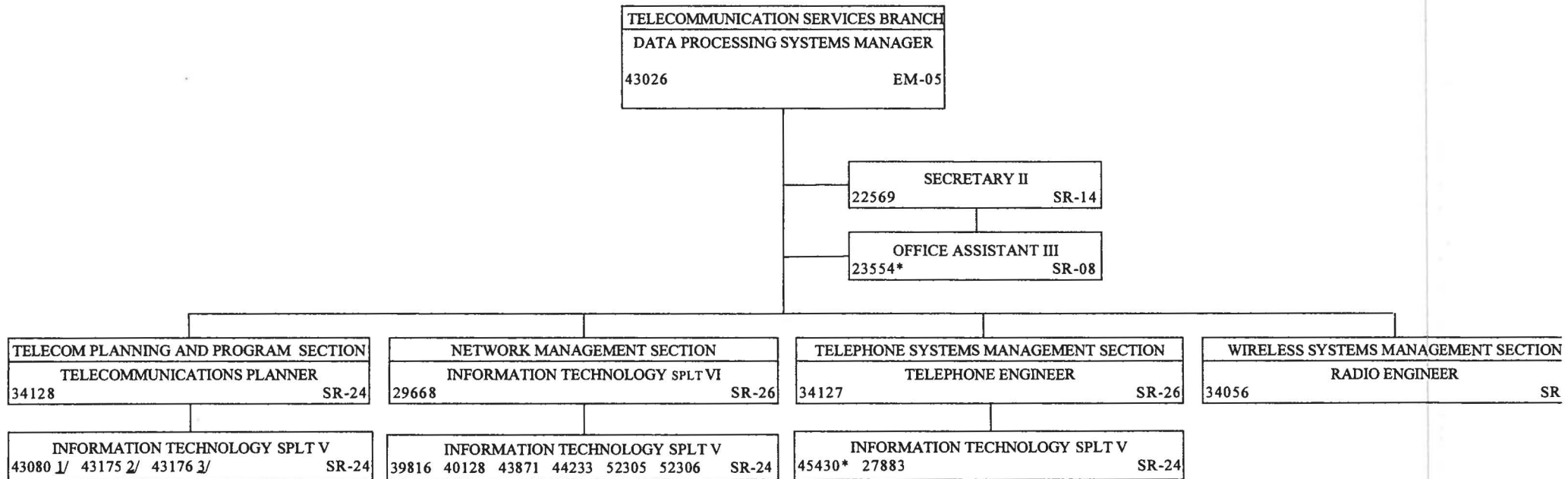
POSITION ORGANIZATION CHART



* POSITION NOS. 15124, 37376, 37377, AND 40129 WERE ABOLISHED ON 07/01/10 PURSUANT TO ACT 180/SLH 2010.

STATE OF HAWAII
 DEPARTMENT OF ACCOUNTING AND GENERAL SERVICES
 INFORMATION AND COMMUNICATION SERVICES DIVISION
 TELECOMMUNICATION SERVICES BRANCH

POSITION ORGANIZATION CHART



1/ POSITION LOCATED ON KAUAI.

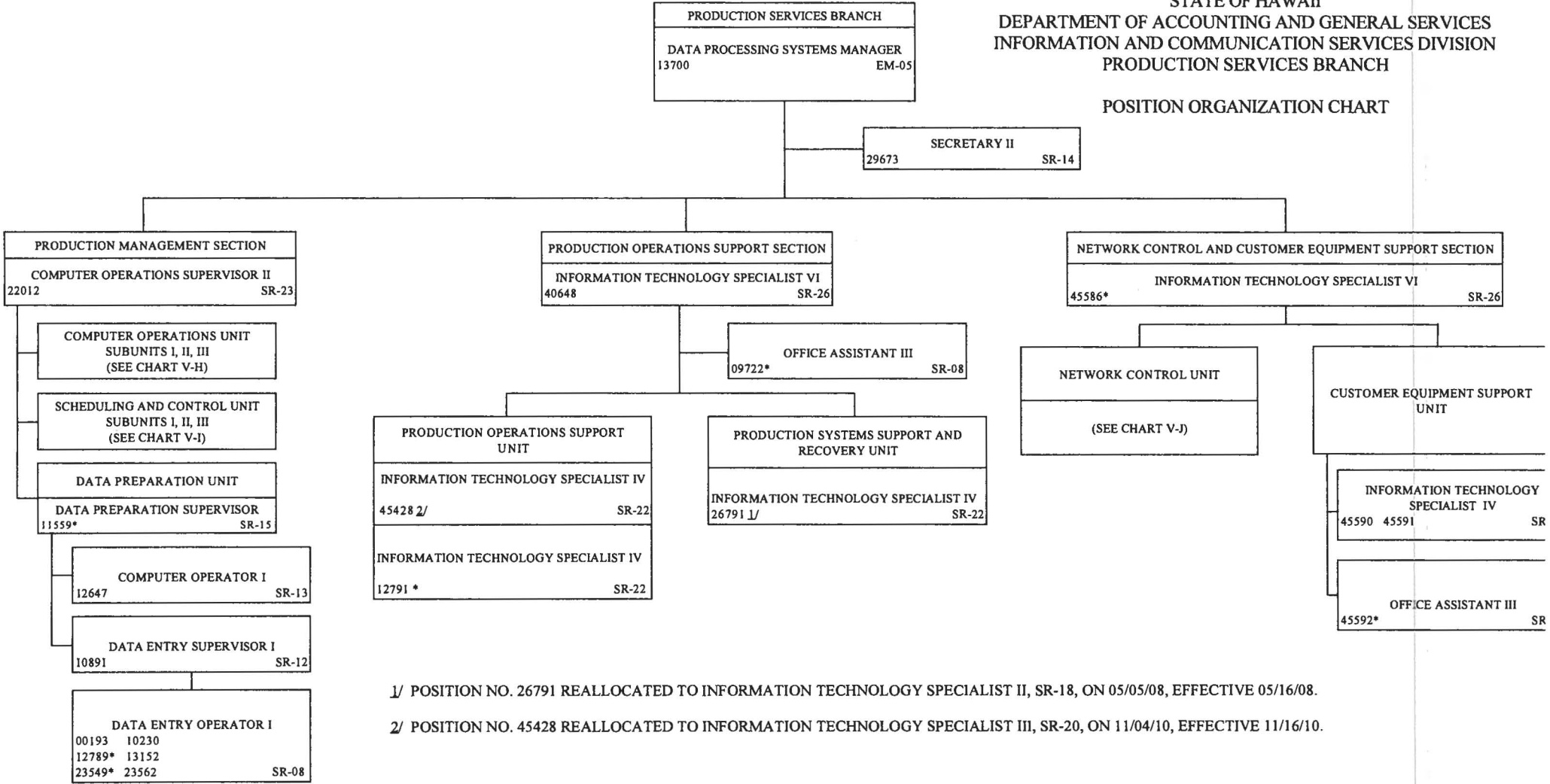
2/ POSITION LOCATED ON MAUI.

3/ POSITION LOCATED ON HAWAII.

* POSITION NOS. 23554 AND 45430 WERE ABOLISHED ON 07/01/10 PURSUANT TO ACT 180/SLH 2010.

STATE OF HAWAII
 DEPARTMENT OF ACCOUNTING AND GENERAL SERVICES
 INFORMATION AND COMMUNICATION SERVICES DIVISION
 PRODUCTION SERVICES BRANCH

POSITION ORGANIZATION CHART




1/ POSITION NO. 26791 REALLOCATED TO INFORMATION TECHNOLOGY SPECIALIST II, SR-18, ON 05/05/08, EFFECTIVE 05/16/08.

2/ POSITION NO. 45428 REALLOCATED TO INFORMATION TECHNOLOGY SPECIALIST III, SR-20, ON 11/04/10, EFFECTIVE 11/16/10.

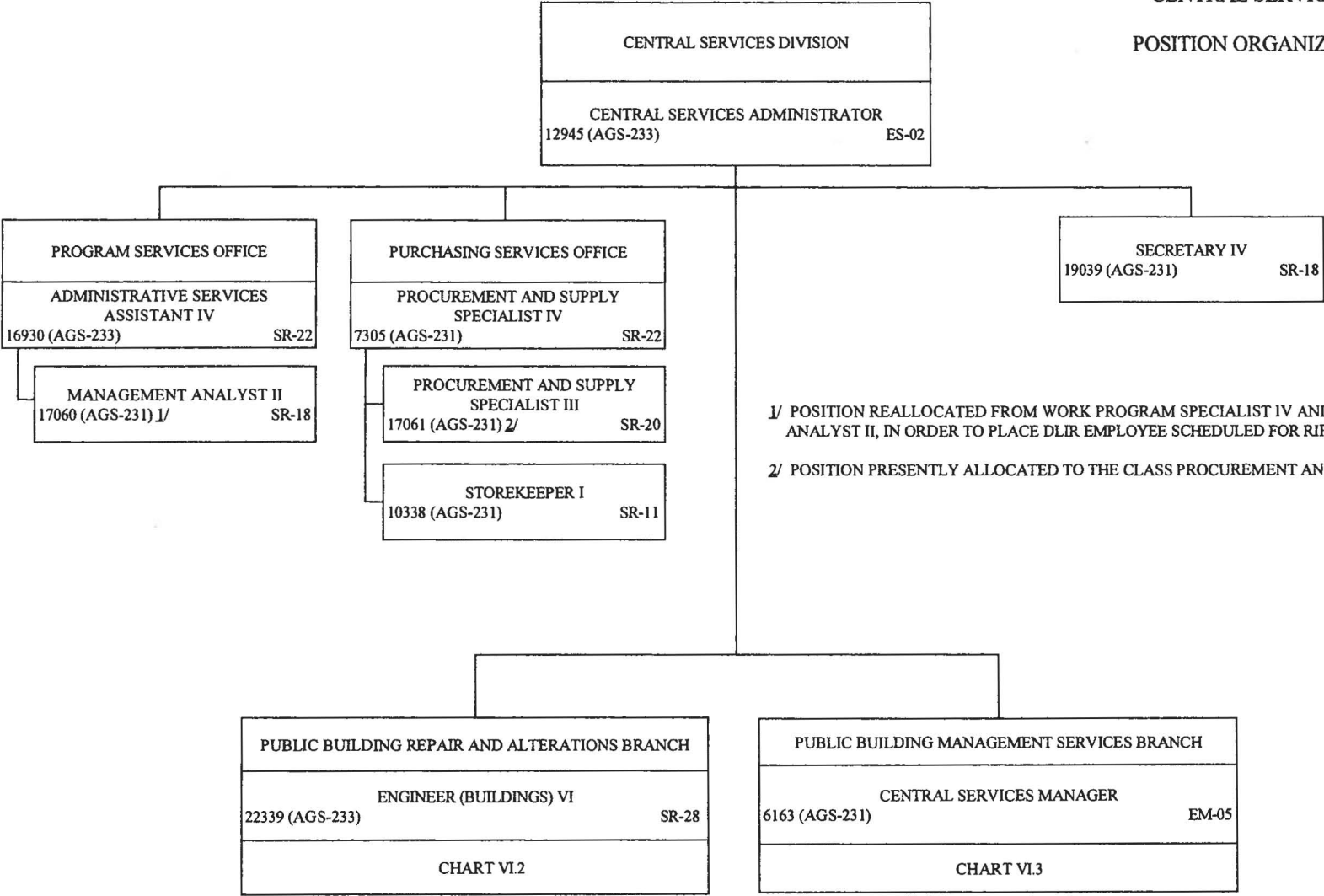
* POSITION NOS. 9722, 11559, 12789, 12791, 23549, 45586, AND 45592 WERE ABOLISHED ON 07/01/10 PURSUANT TO ACT 180/SLH 2010.

STATE OF HAWAII
DEPARTMENT OF ACCOUNTING AND GENERAL SERVICES
CENTRAL SERVICES DIVISION
ADMINISTRATION
ORGANIZATION CHART



STATE OF HAWAII
 DEPARTMENT OF ACCOUNTING AND GENERAL SERVICES
 CENTRAL SERVICES DIVISION

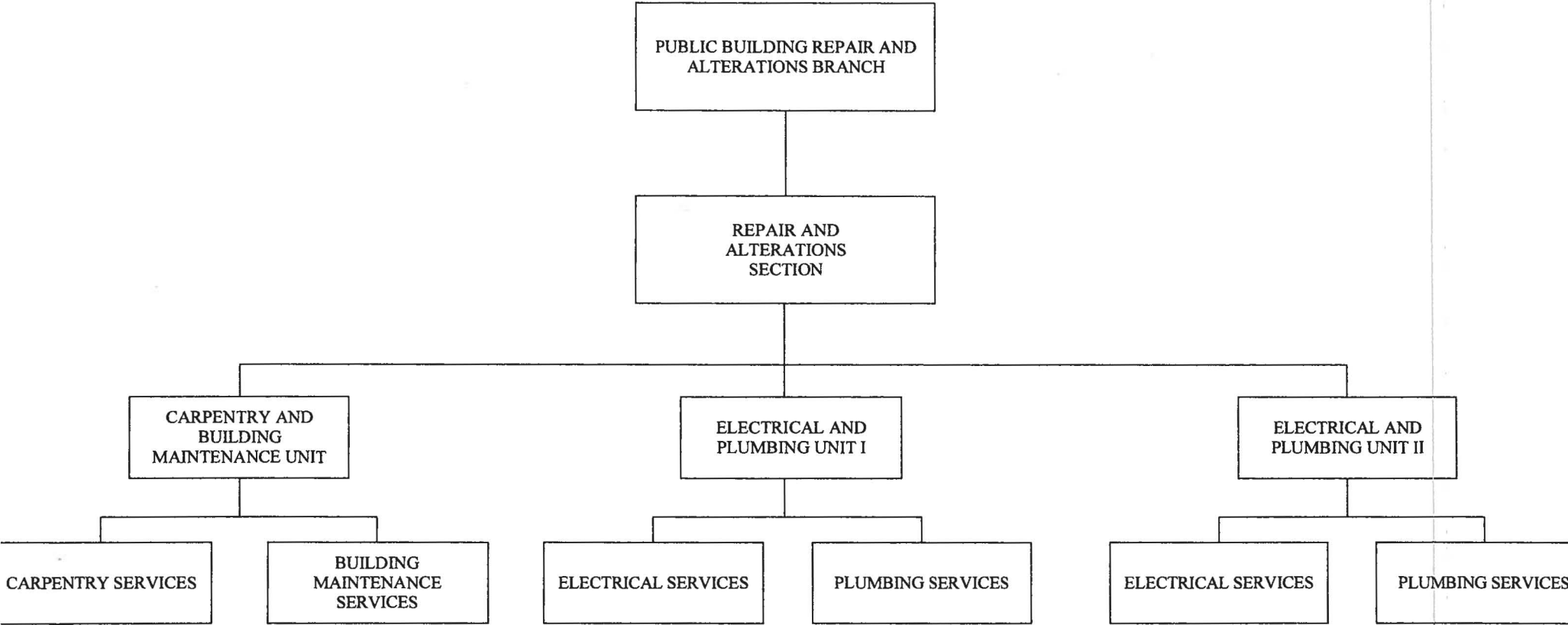
POSITION ORGANIZATION CHART



1/ POSITION REALLOCATED FROM WORK PROGRAM SPECIALIST IV AND DOWNGRADED TO MANAGEMENT ANALYST II, IN ORDER TO PLACE DLIR EMPLOYEE SCHEDULED FOR RIF.
 2/ POSITION PRESENTLY ALLOCATED TO THE CLASS PROCUREMENT AND SUPPLY SPECIALIST I, SR-16.

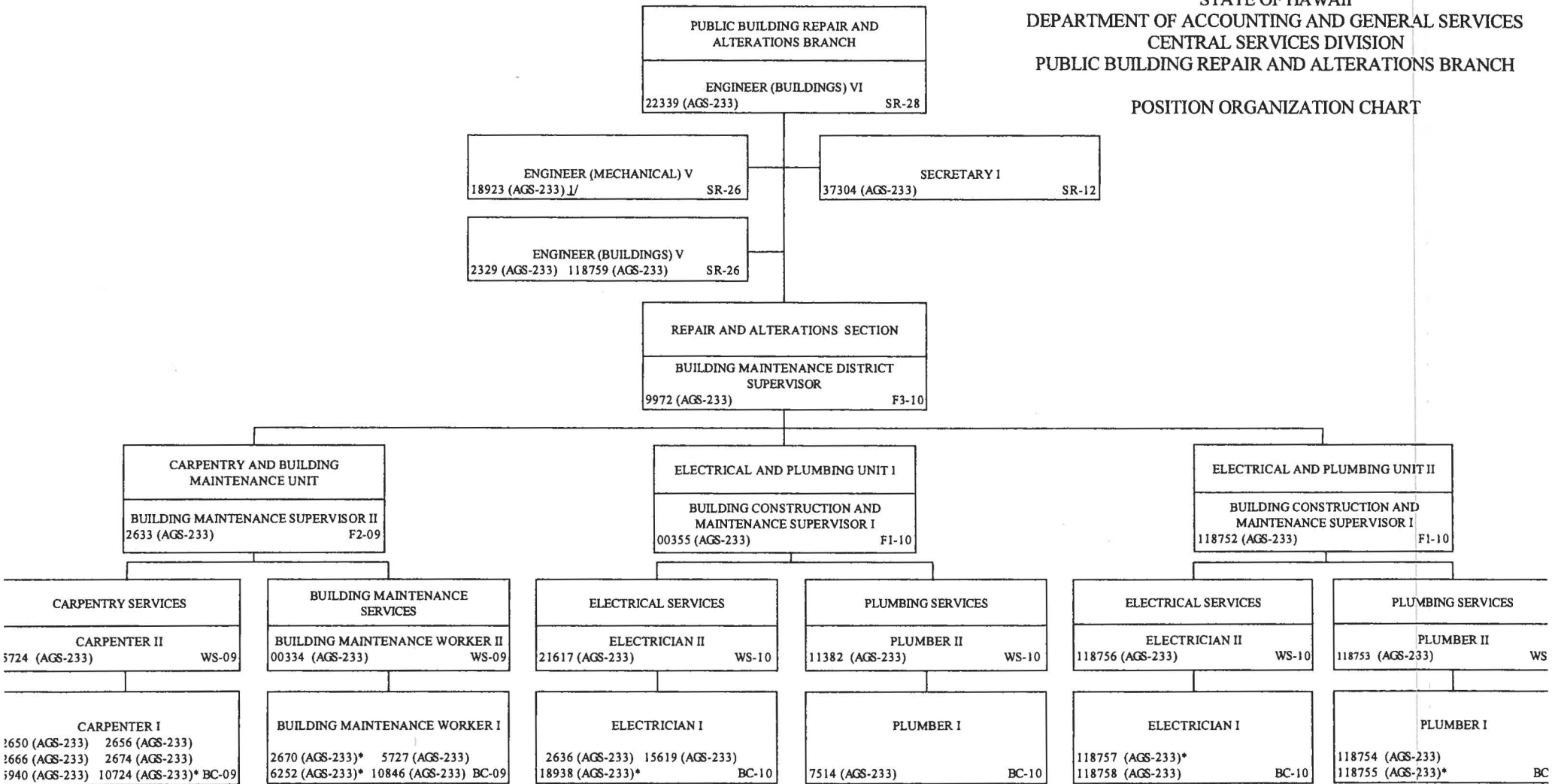
STATE OF HAWAII
DEPARTMENT OF ACCOUNTING AND GENERAL SERVICES
CENTRAL SERVICES DIVISION
PUBLIC BUILDING REPAIR AND ALTERATIONS BRANCH

ORGANIZATION CHART



STATE OF HAWAII
DEPARTMENT OF ACCOUNTING AND GENERAL SERVICES
CENTRAL SERVICES DIVISION
PUBLIC BUILDING REPAIR AND ALTERATIONS BRANCH

POSITION ORGANIZATION CHART

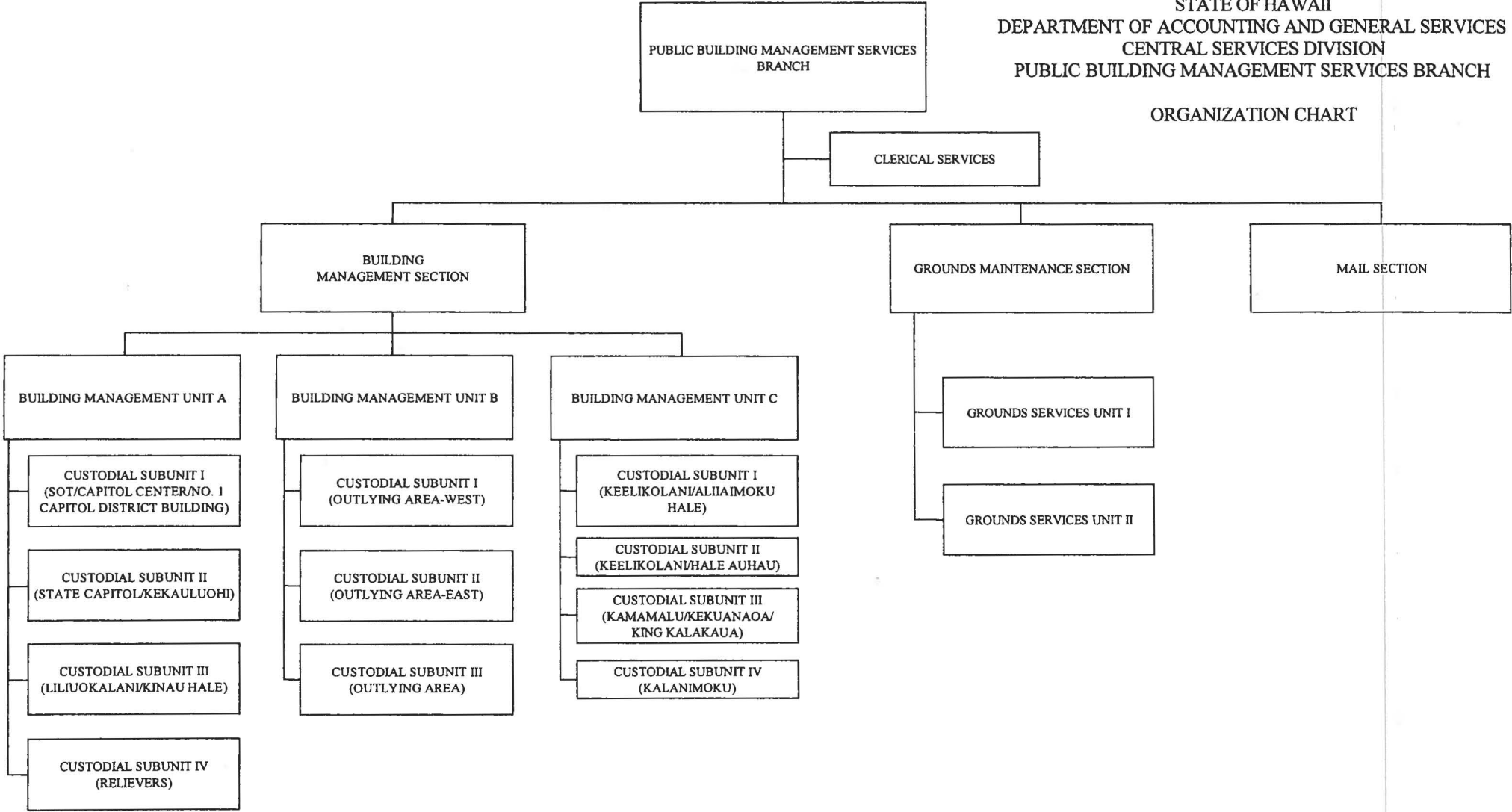


1/ POSITION NO. 18923 REALLOCATED TO ENGINEER III, SR22 ON 05/18/11, EFFECTIVE 06/01/11.

* POSITION NOS. 2670, 6252, 10724, 18938, 118755, AND 118757 WERE ABOLISHED ON 07/01/10, PURSUANT TO ACT 180/SLH 2010.

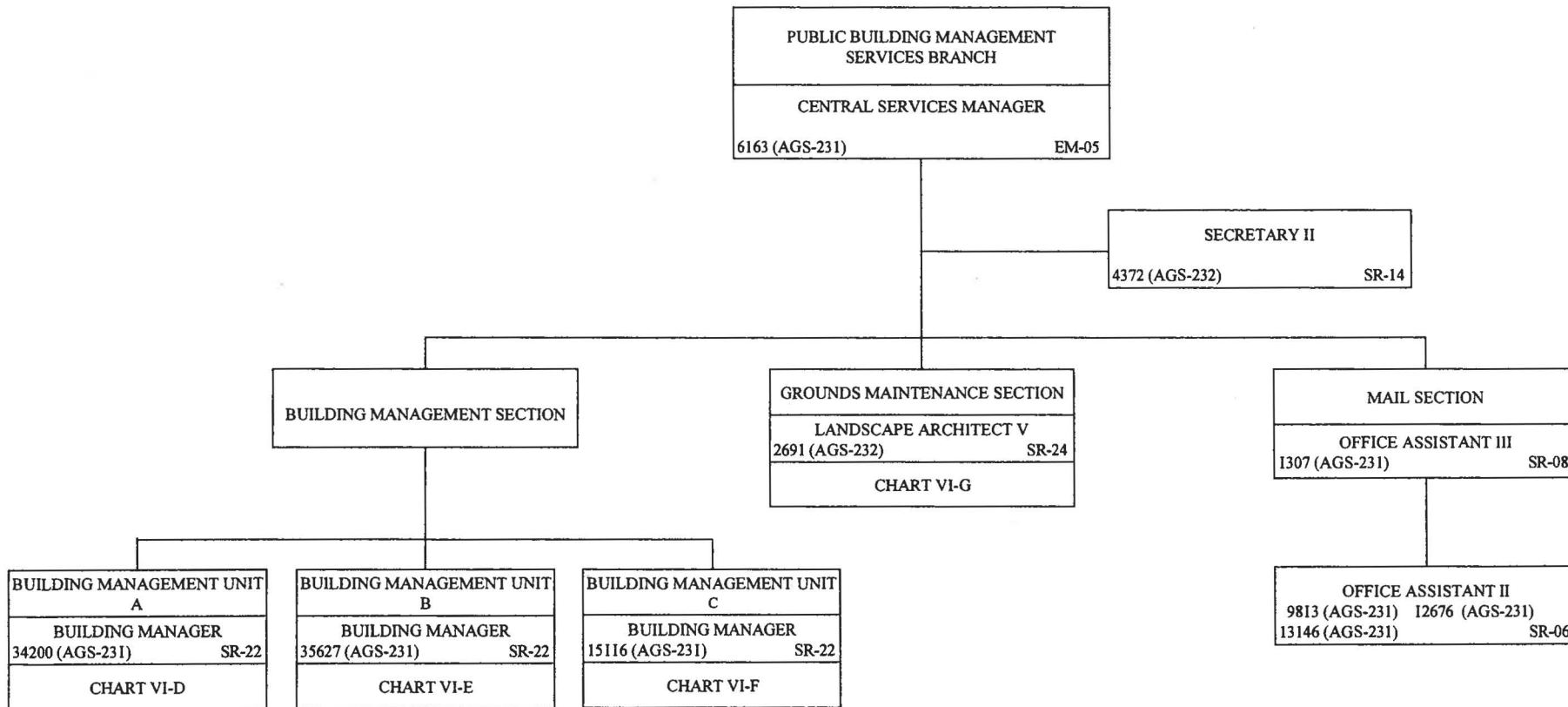
STATE OF HAWAII
 DEPARTMENT OF ACCOUNTING AND GENERAL SERVICES
 CENTRAL SERVICES DIVISION
 PUBLIC BUILDING MANAGEMENT SERVICES BRANCH

ORGANIZATION CHART



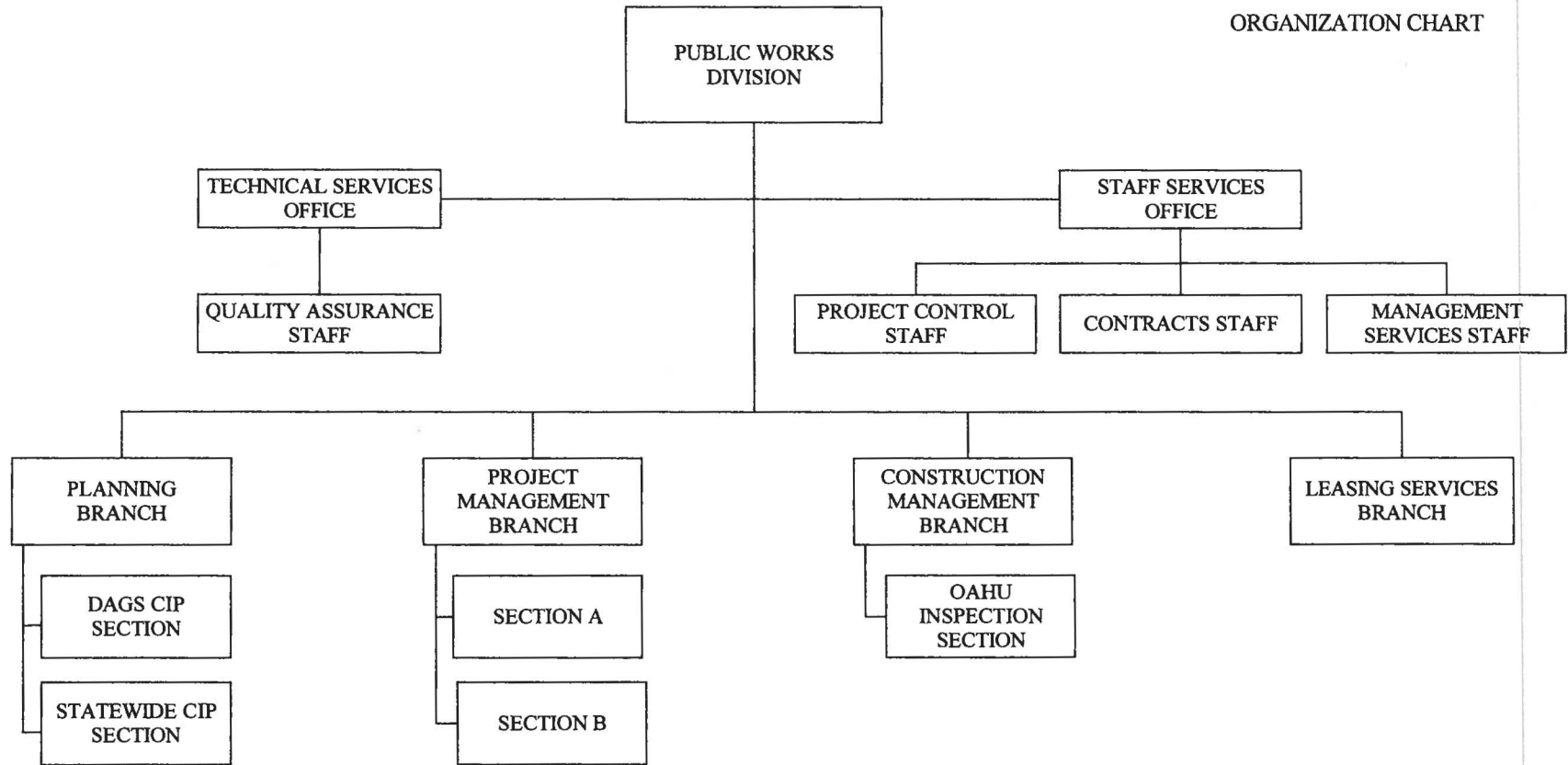
STATE OF HAWAII
 DEPARTMENT OF ACCOUNTING AND GENERAL SERVICES
 CENTRAL SERVICES DIVISION
 PUBLIC BUILDING MANAGEMENT SERVICES BRANCH

POSITION ORGANIZATION CHART



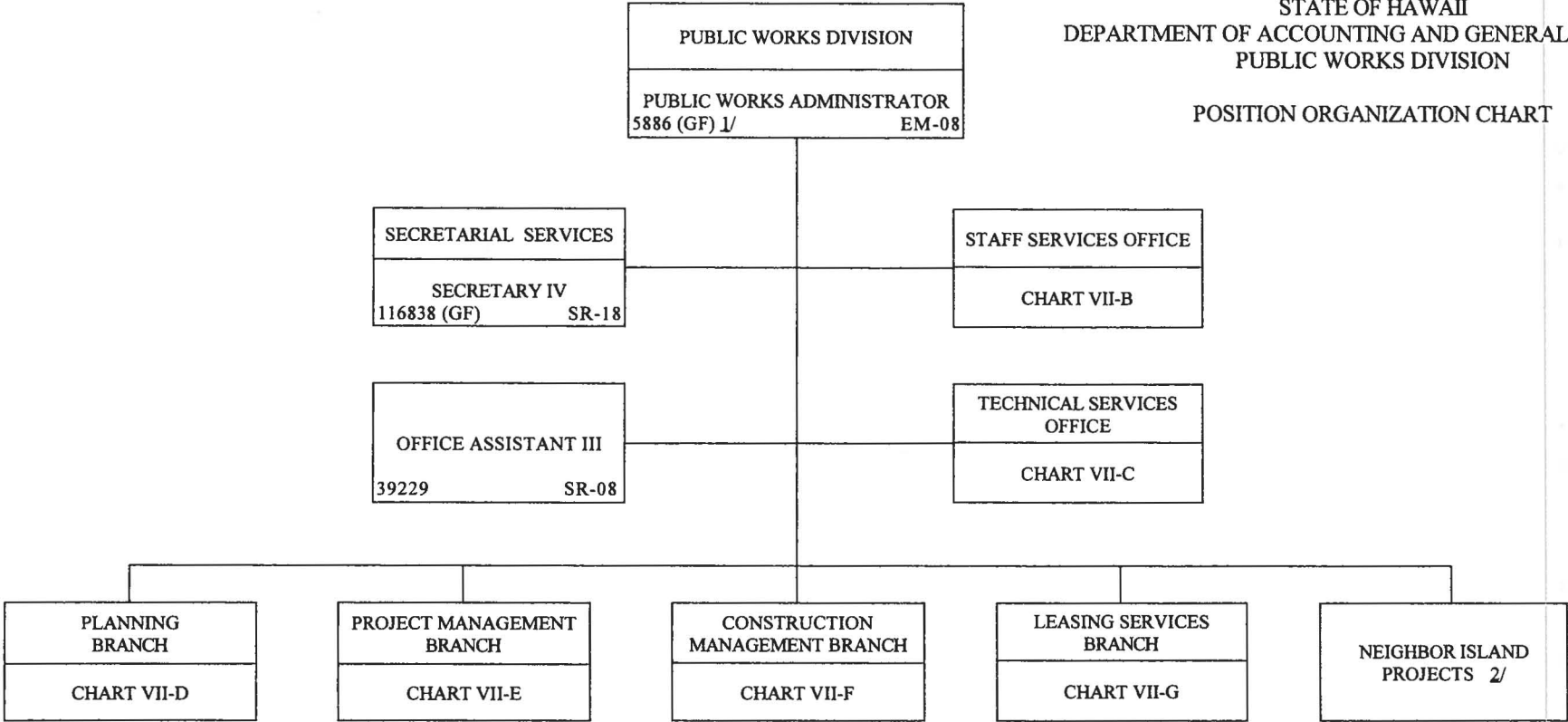
STATE OF HAWAII
DEPARTMENT OF ACCOUNTING AND GENERAL SERVICES
PUBLIC WORKS DIVISION

ORGANIZATION CHART



STATE OF HAWAII
 DEPARTMENT OF ACCOUNTING AND GENERAL SERVICES
 PUBLIC WORKS DIVISION

POSITION ORGANIZATION CHART



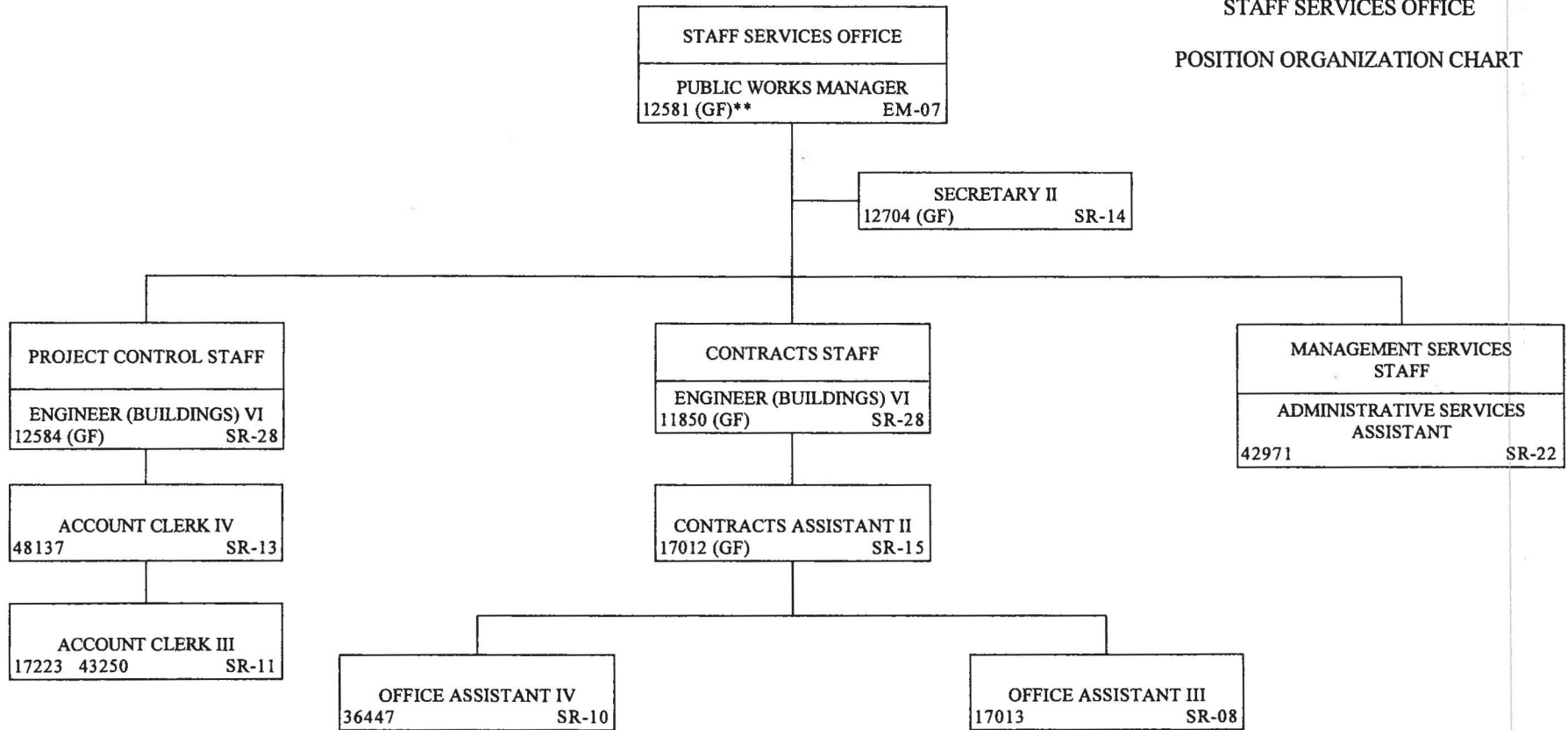
1/ POSITION REVERTED FROM ES-03 TO EM-08 UPON VACANCY, EFFECTIVE 03/01/03.

(GF) = GENERAL FUNDED POSITION.

2/ 7 POSITIONS SUPERVISED BY MAUI DISTRICT ENGINEER, DAGS.
 10 POSITIONS SUPERVISED BY HAWAII DISTRICT PUBLIC WORKS MANAGER, DAGS.
 5 POSITIONS SUPERVISED BY KAUAI DISTRICT ENGINEER, DAGS.

STATE OF HAWAII
 DEPARTMENT OF ACCOUNTING AND GENERAL SERVICES
 PUBLIC WORKS DIVISION
 STAFF SERVICES OFFICE


POSITION ORGANIZATION CHART



(GF) = GENERAL FUNDED POSITION.

** POSITION NO. 12581 RESTORED WITH NO FUNDING EFFECTIVE 07/01/10, PURSUANT TO ACT 180/SLH 2010. FUNDING RESTORED EFFECTIVE JULY 1, 2011, PURSUANT TO ACT 164/SLH 2011.

STATE OF HAWAII
 DEPARTMENT OF ACCOUNTING AND GENERAL SERVICES
 PUBLIC WORKS DIVISION
 TECHNICAL SERVICES OFFICE
 POSITION ORGANIZATION CHART



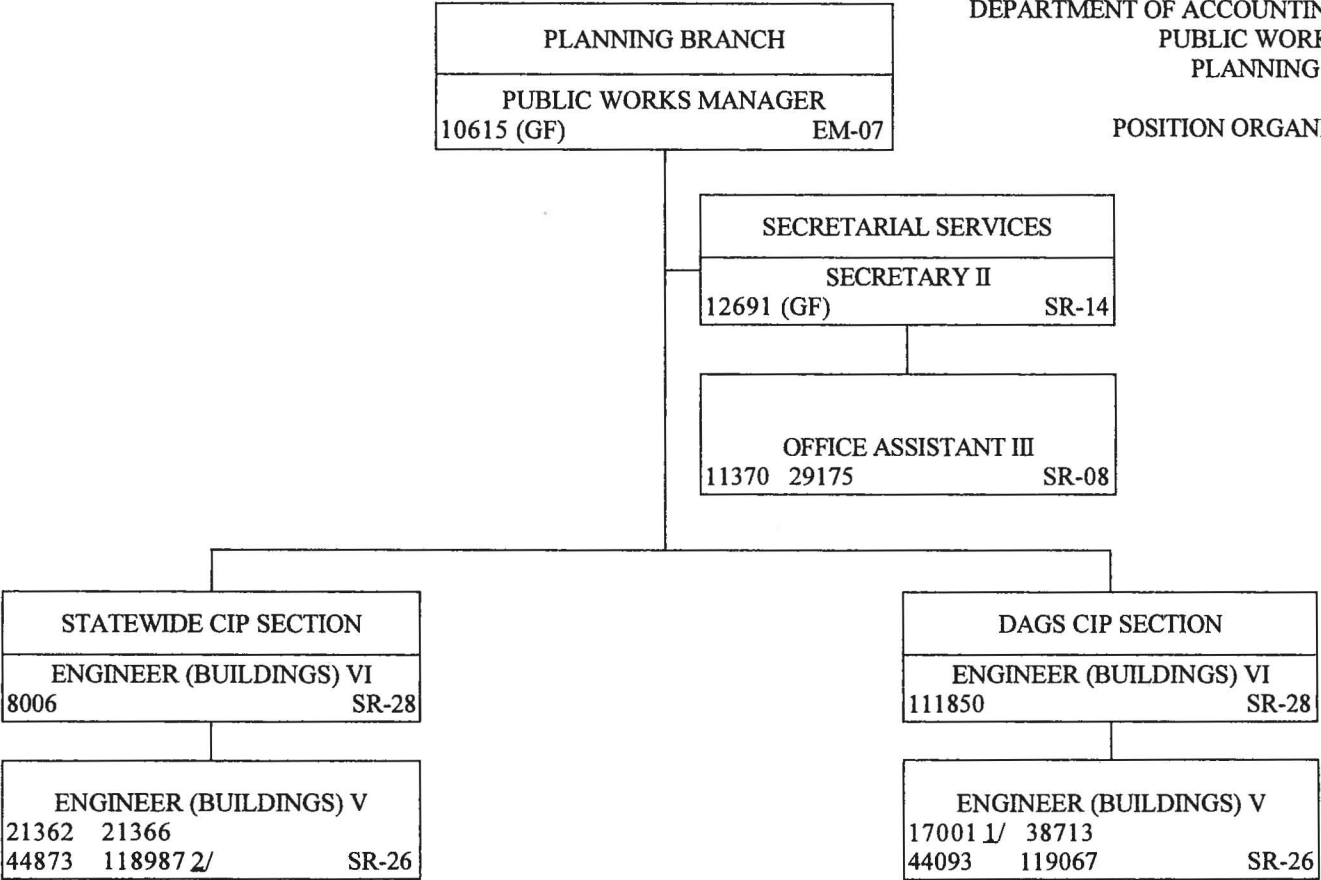
1/ POSITION NO. 42662 REDESCRIBED FROM AN ARCHITECT VI TO AN ENGINEER (BUILDINGS) VI ON 03/20/07, EFFECTIVE 03/16/07.

2/ POSITION NO. 46238 REDESCRIBED FROM AN ENGINEER (BUILDINGS) V TO AN ARCHITECT V ON 04/11/11, EFFECTIVE 04/01/11.

ALL POSITIONS ARE PROJECT FUNDED.

STATE OF HAWAII
 DEPARTMENT OF ACCOUNTING AND GENERAL SERVICES
 PUBLIC WORKS DIVISION
 PLANNING BRANCH

POSITION ORGANIZATION CHART

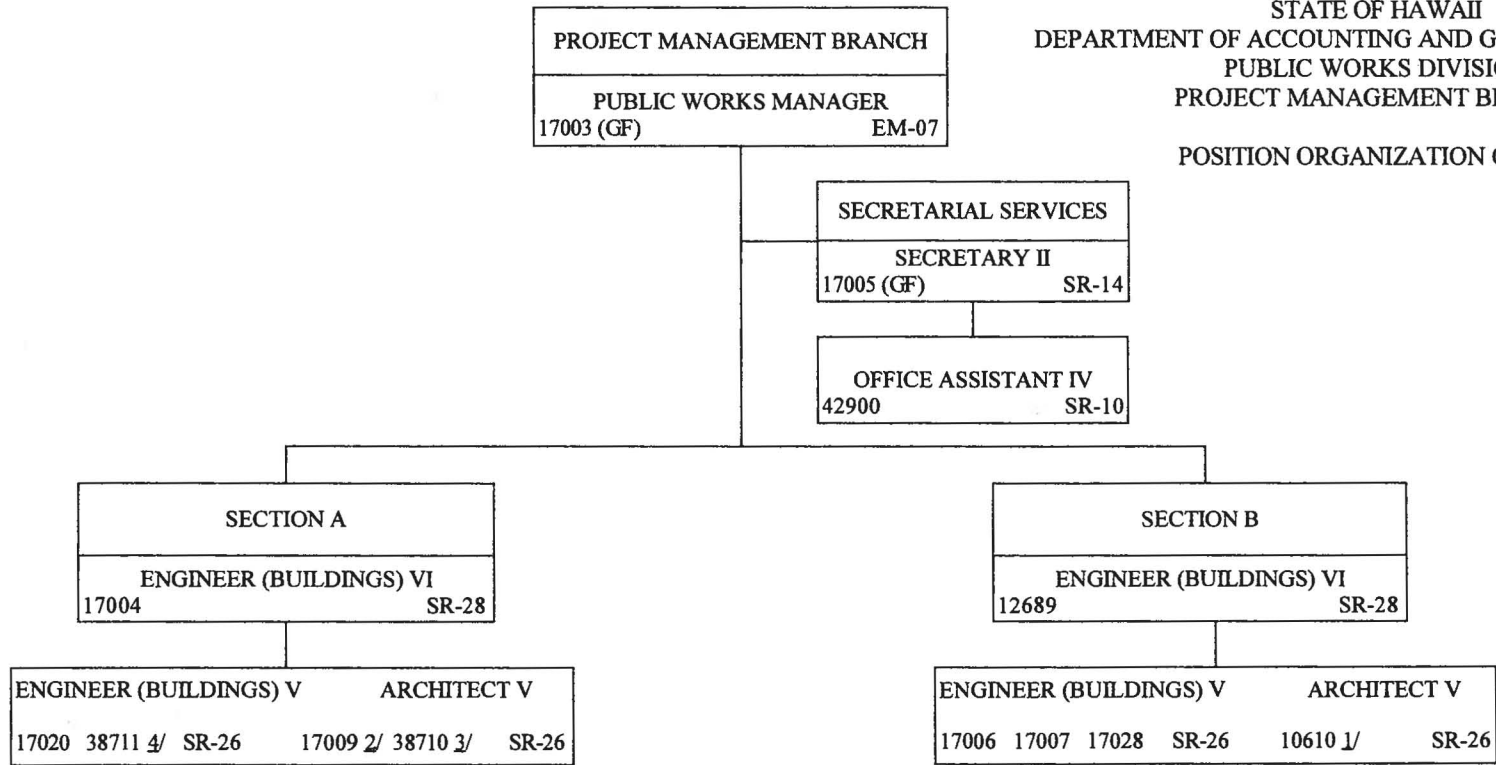


1/ POSITION REALLOCATED TO ENGINEER (BUILDINGS) III, SR-22, ON 09/09/05, EFFECTIVE 09/16/05.

2/ NEW POSITION ESTABLISHED ON AND EFFECTIVE 03/19/08. POSITION TEMPORARILY DOWNGRADED TO ENGINEERING STUDENT INTERN I, SR-13, ON 03/27/08, EFFECTIVE 04/01/08.

(GF) = GENERAL FUNDED POSITION.

STATE OF HAWAII
 DEPARTMENT OF ACCOUNTING AND GENERAL SERVICES
 PUBLIC WORKS DIVISION
 PROJECT MANAGEMENT BRANCH
 POSITION ORGANIZATION CHART



1/ POSITION REDESCRIBED FROM ENGINEER (BUILDINGS) V, TO ARCHITECT V, SR-26, EFFECTIVE 12/01/02.

(GF) = GENERAL FUNDED POSITION.

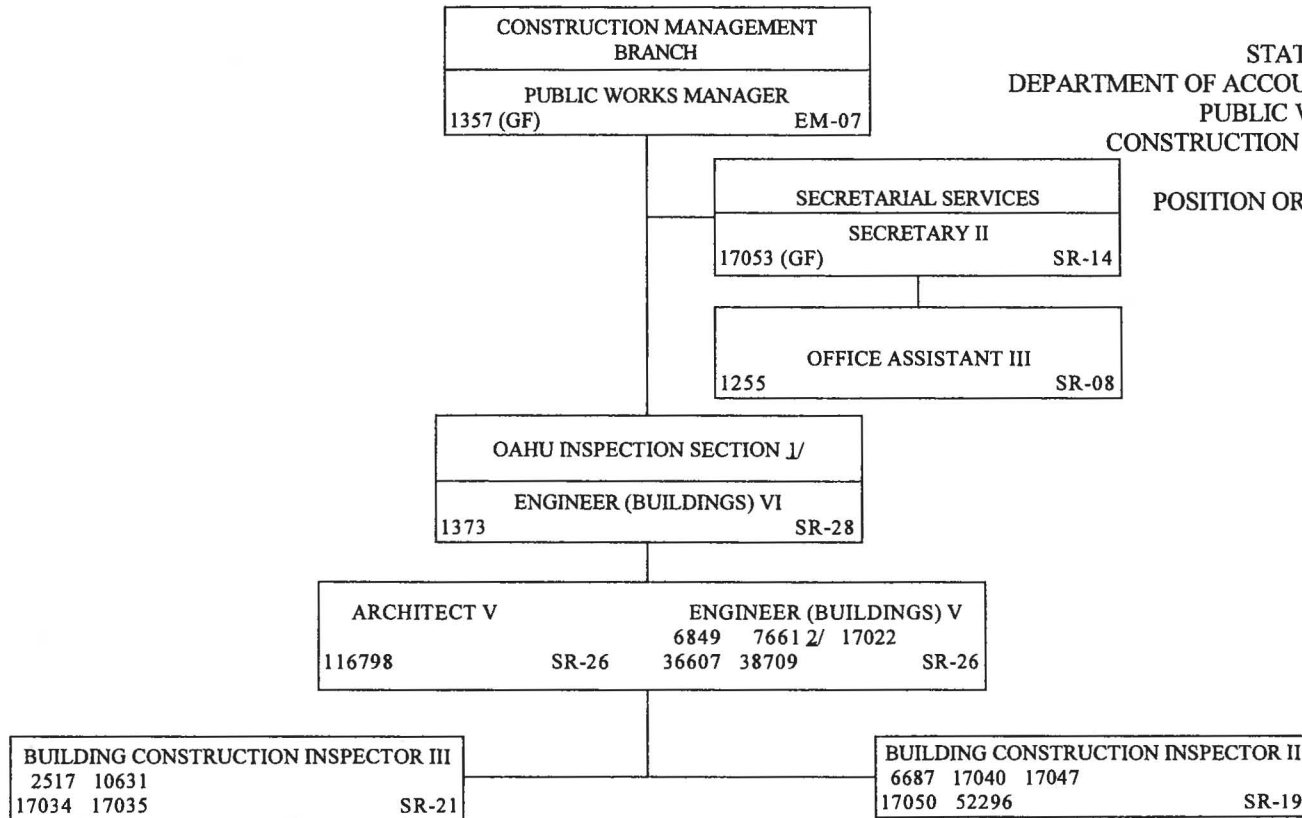
2/ POSITION REDESCRIBED FROM ENGINEER (BUILDINGS) V, TO ARCHITECT V, SR-26, EFFECTIVE 12/16/02.

3/ POSITION REDESCRIBED FROM ENGINEER (BUILDINGS) V, TO ARCHITECT III, SR-22, EFFECTIVE 01/16/08.

4/ POSITION REDESCRIBED FROM ENGINEER (BUILDINGS) V, TO ARCHITECT V, SR-26, EFFECTIVE 05/16/11.

STATE OF HAWAII
 DEPARTMENT OF ACCOUNTING AND GENERAL SERVICES
 PUBLIC WORKS DIVISION
 CONSTRUCTION MANAGEMENT BRANCH

POSITION ORGANIZATION CHART




1/ SUPERVISION IS PROVIDED BY ARCHITECT AND ENGINEERS OVER INSPECTORS ON A PROJECT AND AREA BASIS.

(GF) = GENERAL FUNDED POSITION.

2/ POSITION TEMPORARILY DOWNGRADED TO ENGINEER (BUILDINGS) III, SR-22 ON 09/18/02, EFFECTIVE 01/01/02, AND WILL EVENTUALLY BE RESTORED TO ENGINEER (BUILDINGS) V, SR-26.

STATE OF HAWAII
DEPARTMENT OF ACCOUNTING AND GENERAL SERVICES
PUBLIC WORKS DIVISION
LEASING SERVICES BRANCH
POSITION ORGANIZATION CHART

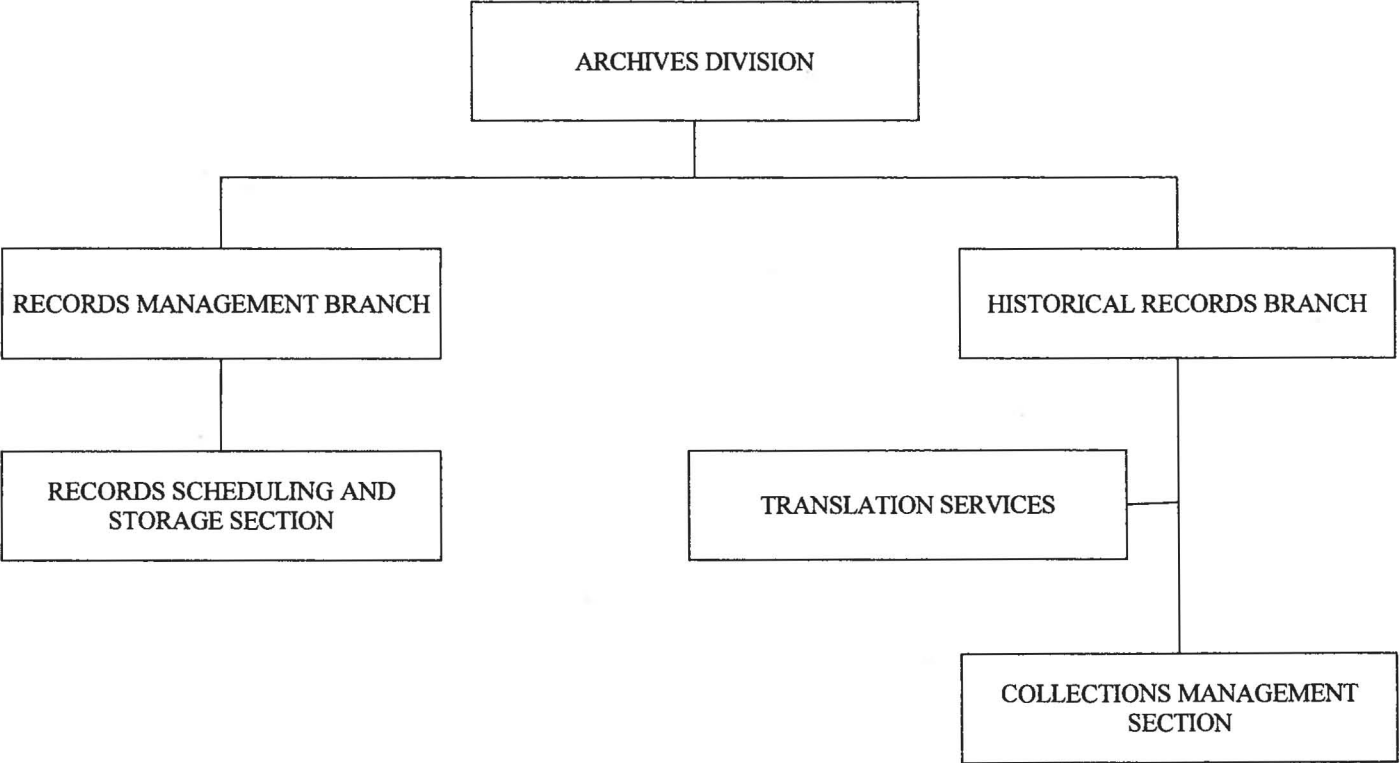


(GF) = GENERAL FUNDED POSITION.

* POSITION NO. 118559 WAS ABOLISHED ON 07/01/10, PURSUANT TO ACT 180/SLH 2010.

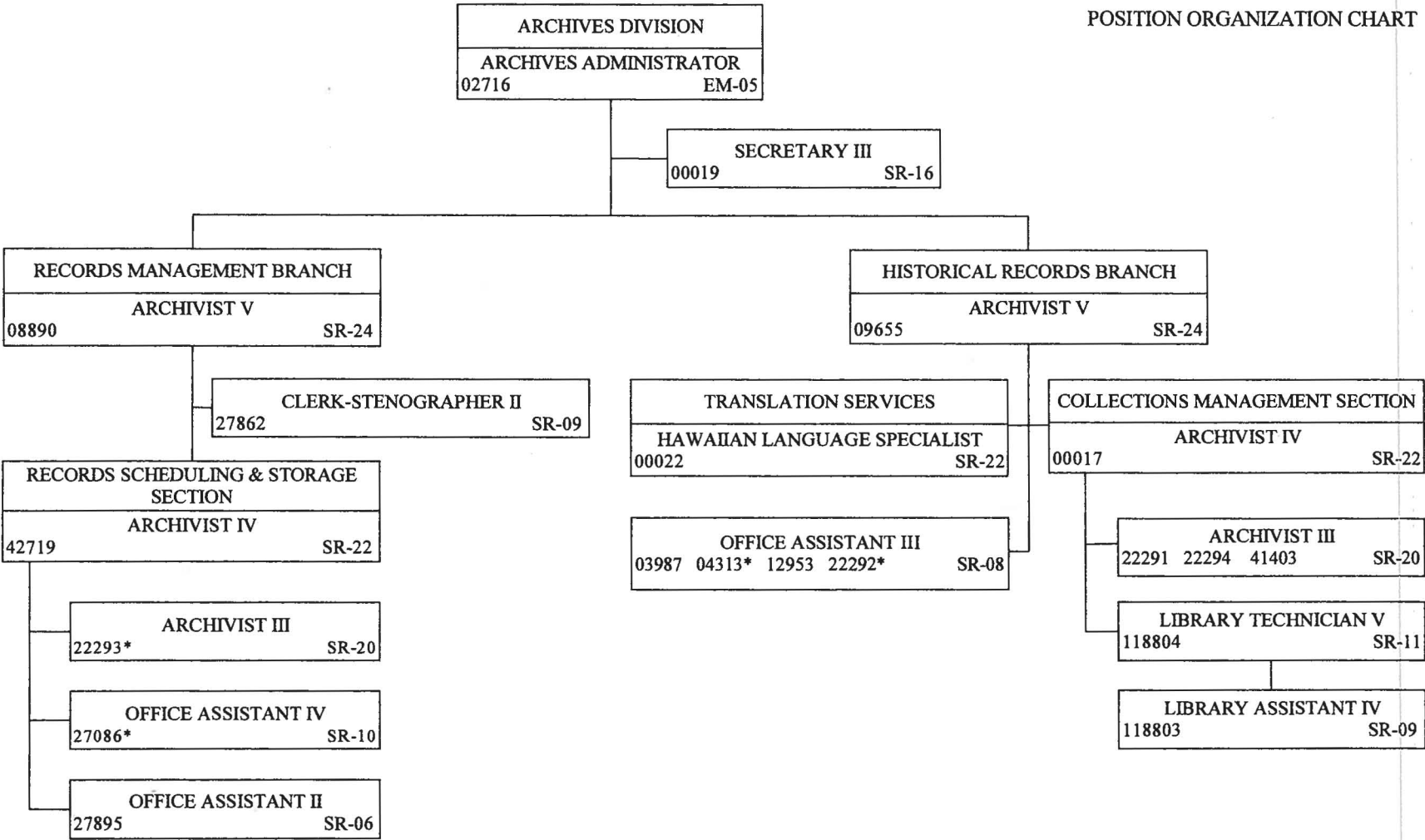
STATE OF HAWAII
DEPARTMENT OF ACCOUNTING AND GENERAL SERVICES
DEPARTMENT ADMINISTRATION
ARCHIVES DIVISION

ORGANIZATION CHART



STATE OF HAWAII
 DEPARTMENT OF ACCOUNTING AND GENERAL SERVICES
 ARCHIVES DIVISION

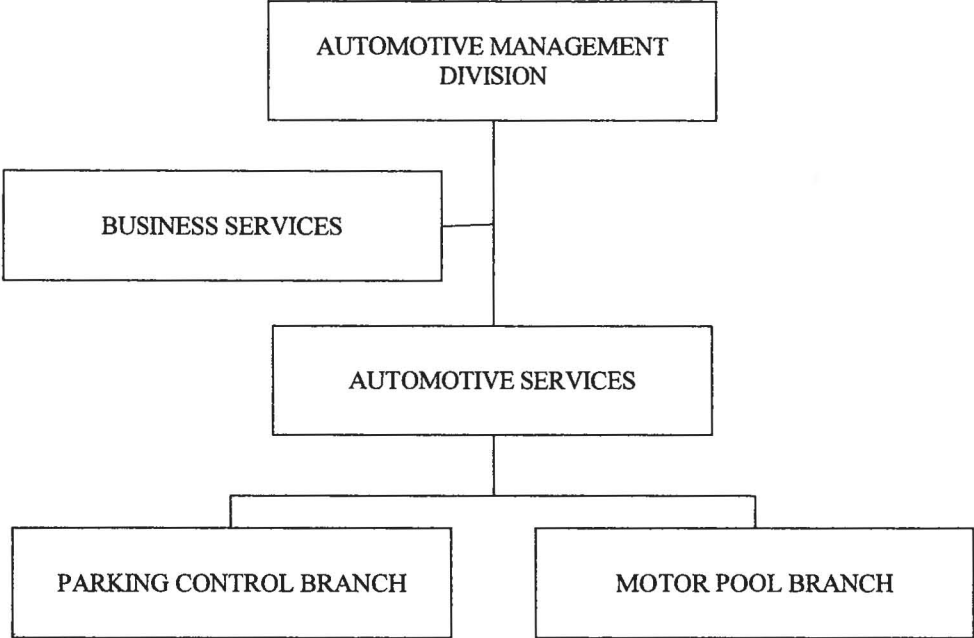
POSITION ORGANIZATION CHART



* POSITION NOS. 4313, 22292, 22293, AND 27086 WERE ABOLISHED ON 07/01/10 PURSUANT TO ACT 180/SLH 2010.

STATE OF HAWAII
DEPARTMENT OF ACCOUNTING AND GENERAL SERVICES
AUTOMOTIVE MANAGEMENT DIVISION

ORGANIZATION CHART



STATE OF HAWAII
 DEPARTMENT OF ACCOUNTING AND GENERAL SERVICES
 AUTOMOTIVE MANAGEMENT DIVISION

POSITION ORGANIZATION CHART

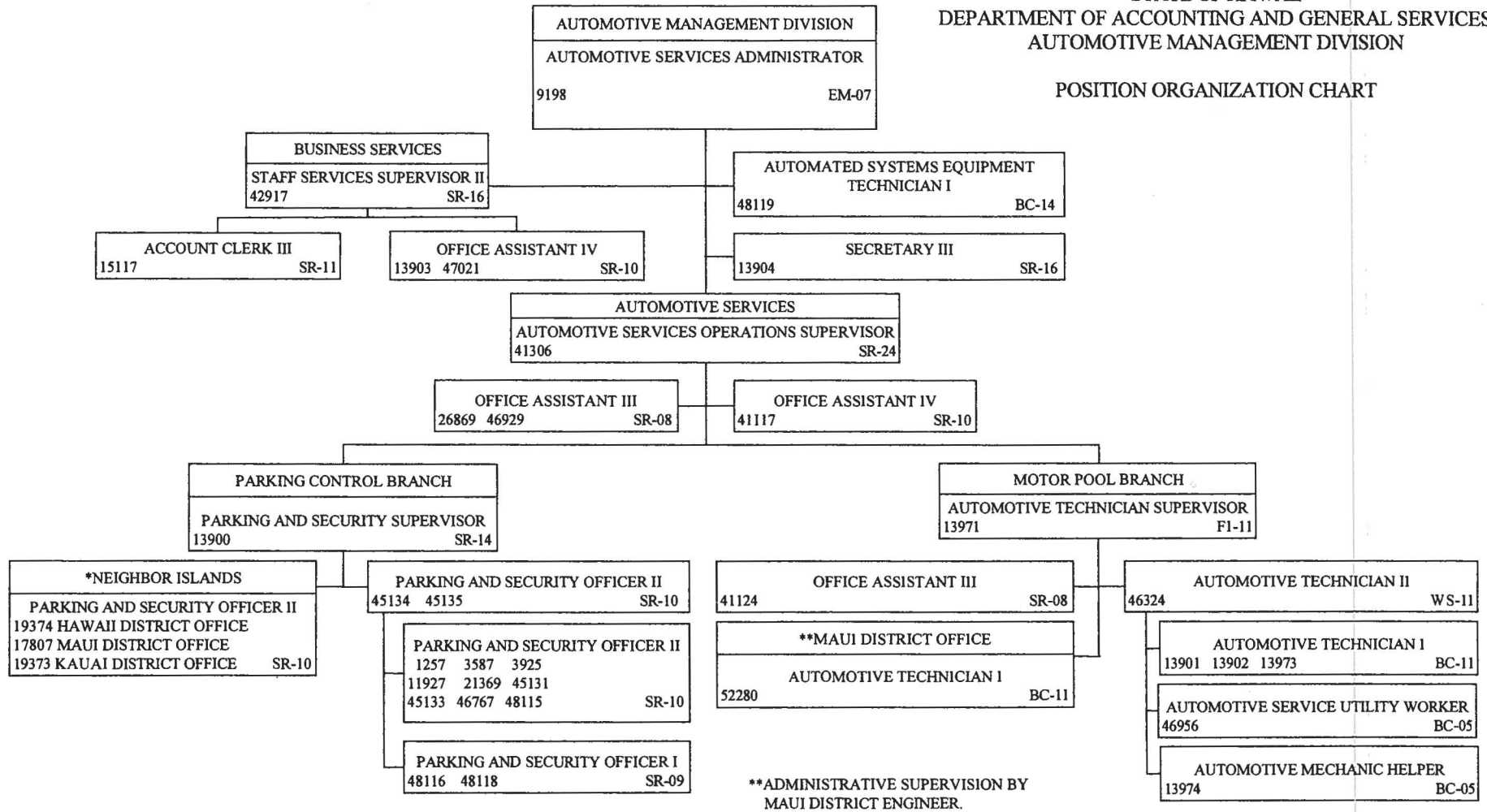
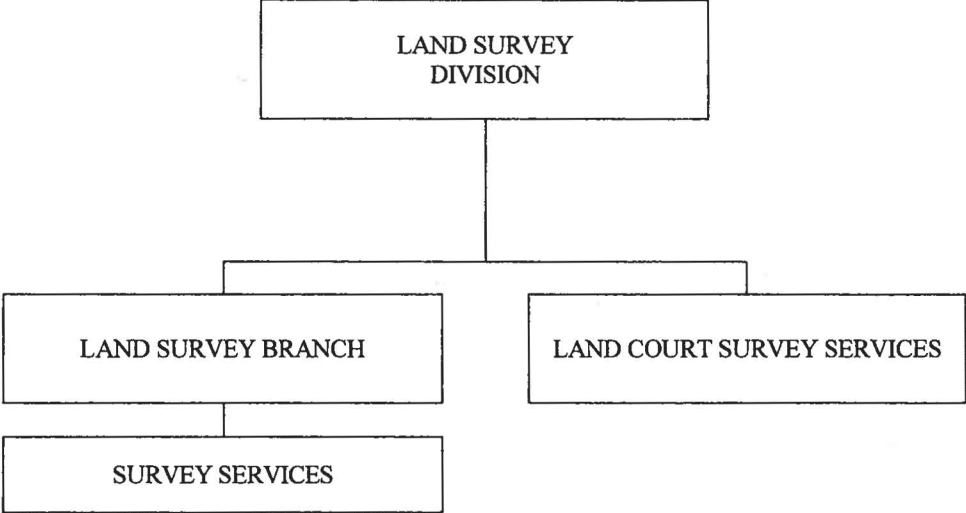


CHART IX-A

STATE OF HAWAII
DEPARTMENT OF ACCOUNTING AND GENERAL SERVICES
LAND SURVEY DIVISION

ORGANIZATION CHART



STATE OF HAWAII
 DEPARTMENT OF ACCOUNTING AND GENERAL SERVICES
 LAND SURVEY DIVISION

POSITION ORGANIZATION CHART

LAND SURVEY DIVISION
 LAND SURVEY ADMINISTRATOR
 13369 EM-07

SECRETARY III
 8386 SR-16

LAND SURVEY BRANCH
 LAND SURVEY ASSISTANT ADMINISTRATOR
 2742 EM-05

LAND COURT SURVEY SERVICES
 LAND BOUNDARY SURVEYOR V
 2743 SR-26

DUPLICATING MACHINE OPERATOR III
 2759 SR-09

OFFICE ASSISTANT III
 2758 SR-08

LAND BOUNDARY SURVEYOR IV
 2745 2748 SR-24

ENGINEERING TECHNICIAN V
 6862* SR-15

DRAFTING TECHNICIAN (CART) VI
 2753 SR-17

SURVEY SERVICES
 LAND BOUNDARY SURVEYOR V
 2746 SR-26

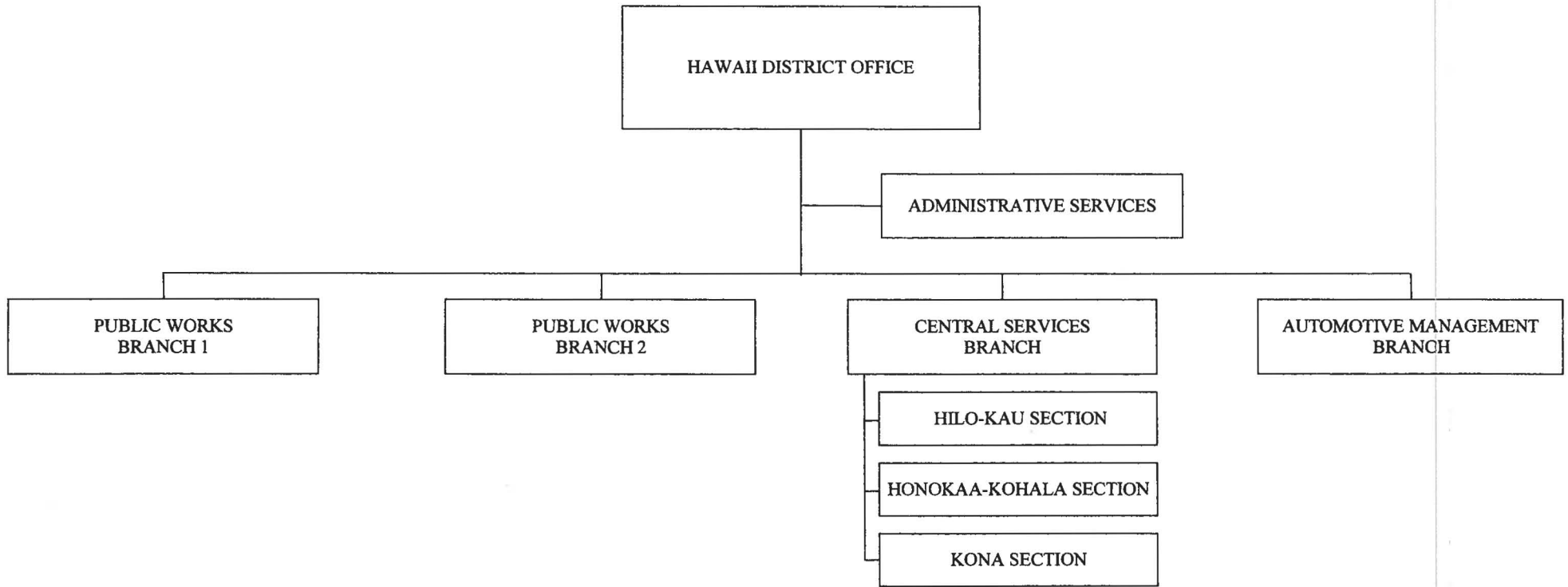
LAND BOUNDARY SURVEYOR III
 2747* SR-22

LAND BOUNDARY SURVEYOR II
 2750* SR-20

LAND BOUNDARY SURVEYOR I
 15222* SR-18

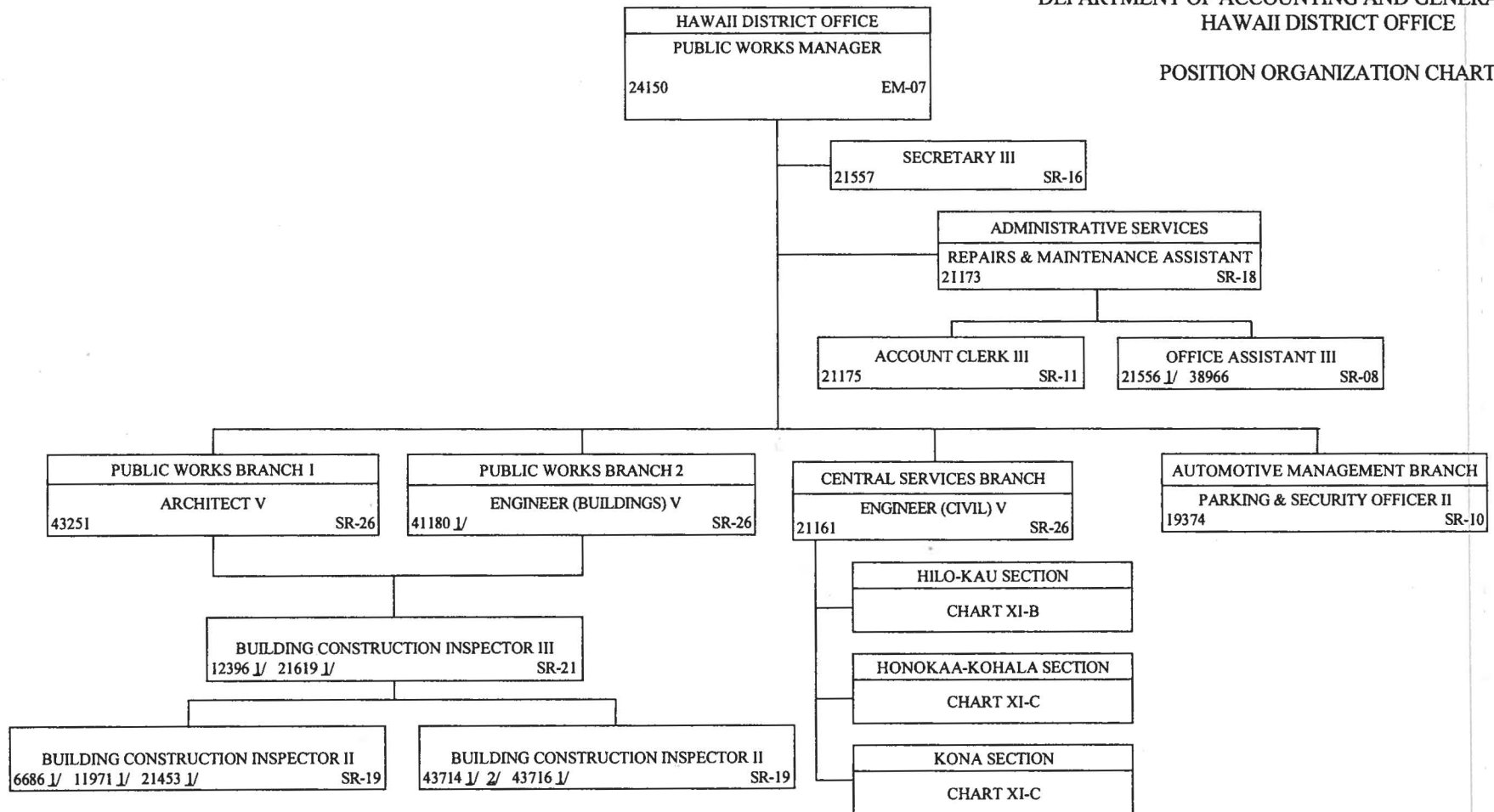
* POSITION NOS. 2747, 2750, 6862, AND 15222 WERE ABOLISHED ON 07/01/10 PURSUANT TO ACT 180/SLH 2010.

STATE OF HAWAII
DEPARTMENT OF ACCOUNTING AND GENERAL SERVICES
HAWAII DISTRICT OFFICE
ORGANIZATION CHART



STATE OF HAWAII
DEPARTMENT OF ACCOUNTING AND GENERAL SERVICES
HAWAII DISTRICT OFFICE

POSITION ORGANIZATION CHART

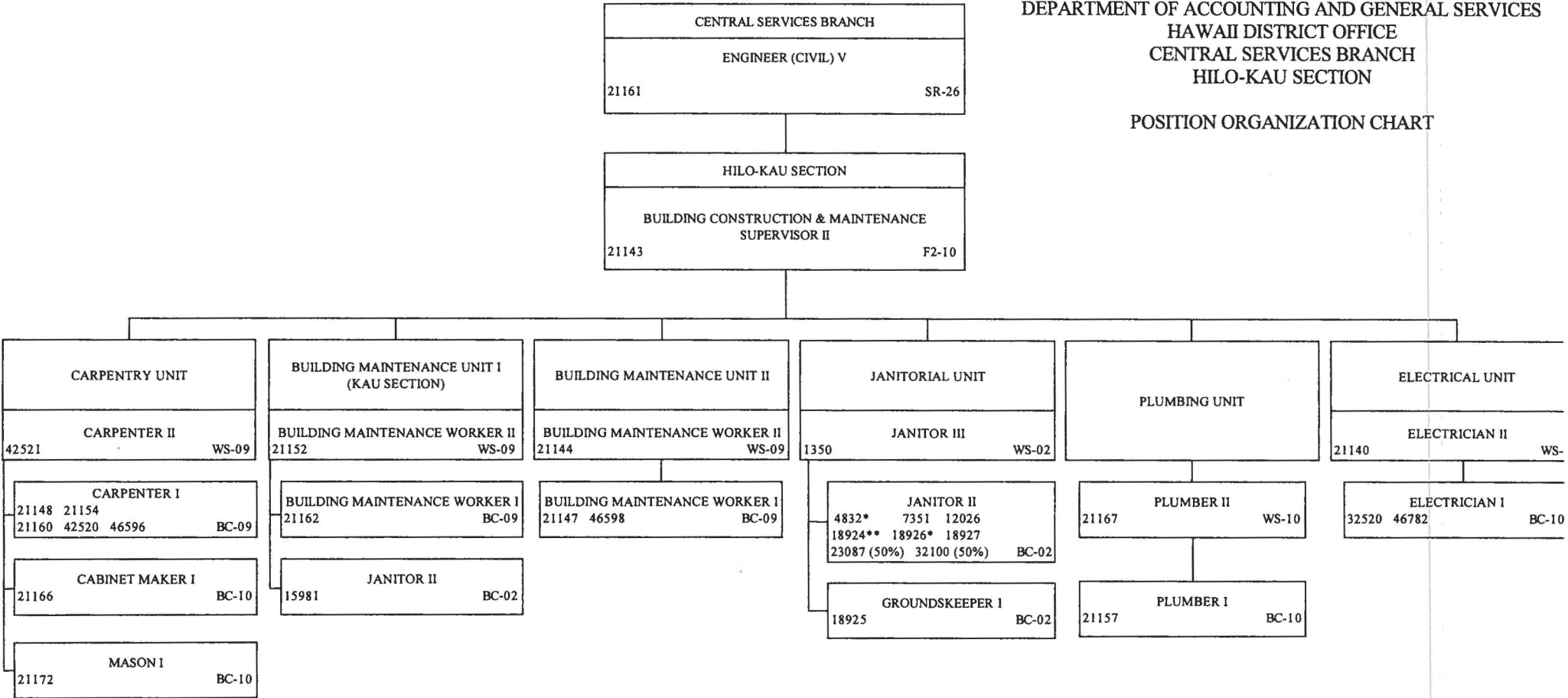


1/ PROJECT FUNDED POSITION.

2/ POSITION NO. 43714 REALLOCATED TO BUILDING CONSTRUCTION INSPECTOR I, SR-16, ON 09/25/08, EFFECTIVE 09/22/08.

STATE OF HAWAII
 DEPARTMENT OF ACCOUNTING AND GENERAL SERVICES
 HAWAII DISTRICT OFFICE
 CENTRAL SERVICES BRANCH
 HILO-KAU SECTION

POSITION ORGANIZATION CHART

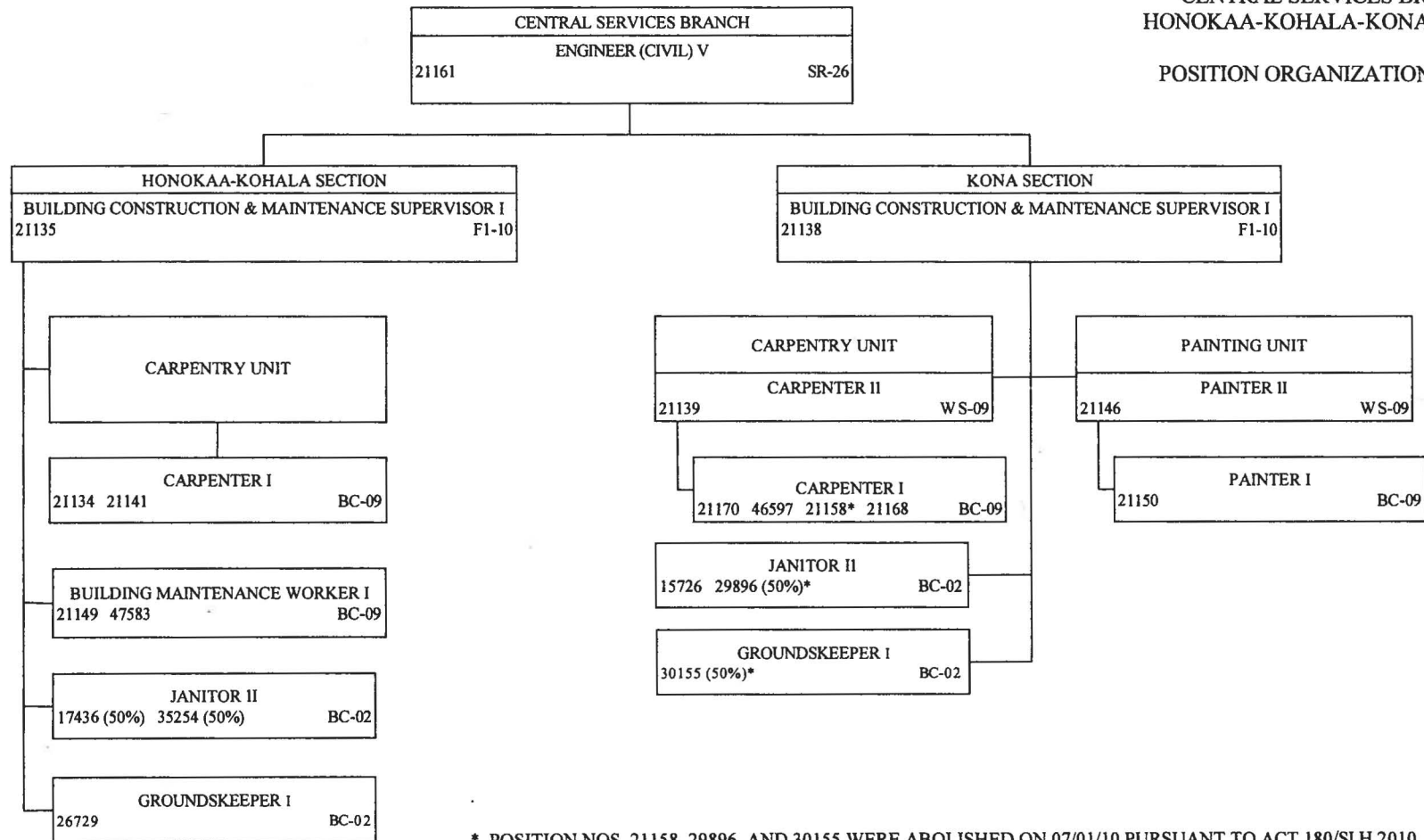


* POSITION NOS. 4832 AND 18926 WERE ABOLISHED ON 07/10/10 PURSUANT TO ACT 180/SLH 2010.

** POSITION NO. 18924 WAS RESTORED WITH NO FUNDING EFFECTIVE 07/10/10 PURSUANT TO ACT 180/SLH 2010. FUNDING RESTORED EFFECTIVE 07/01/11, PURSUANT TO ACT 164/SLH 2011.

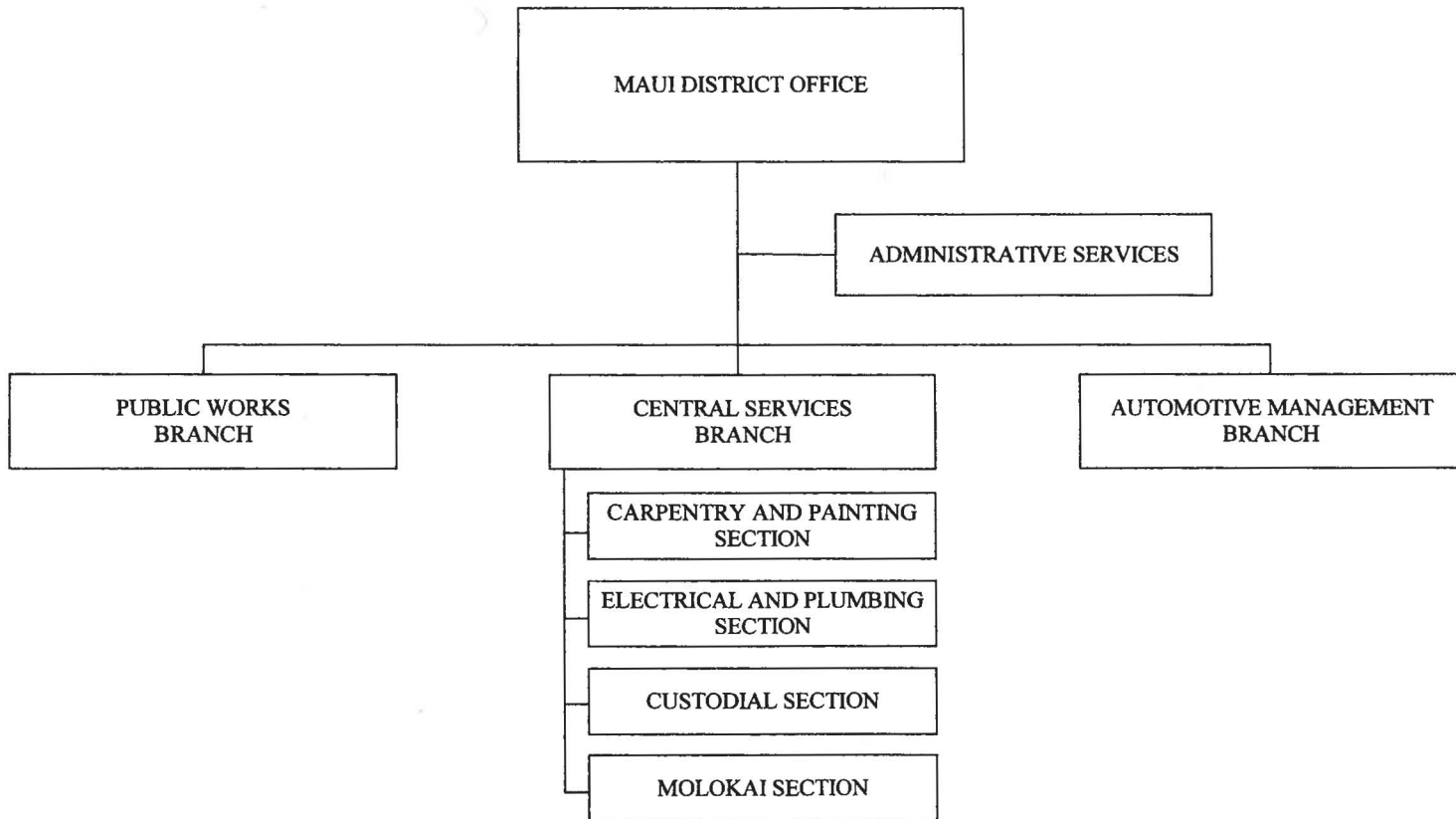
STATE OF HAWAII
 DEPARTMENT OF ACCOUNTING AND GENERAL SERVICES
 HAWAII DISTRICT OFFICE
 CENTRAL SERVICES BRANCH
 HONOKAA-KOHALA-KONA SECTION

POSITION ORGANIZATION CHART



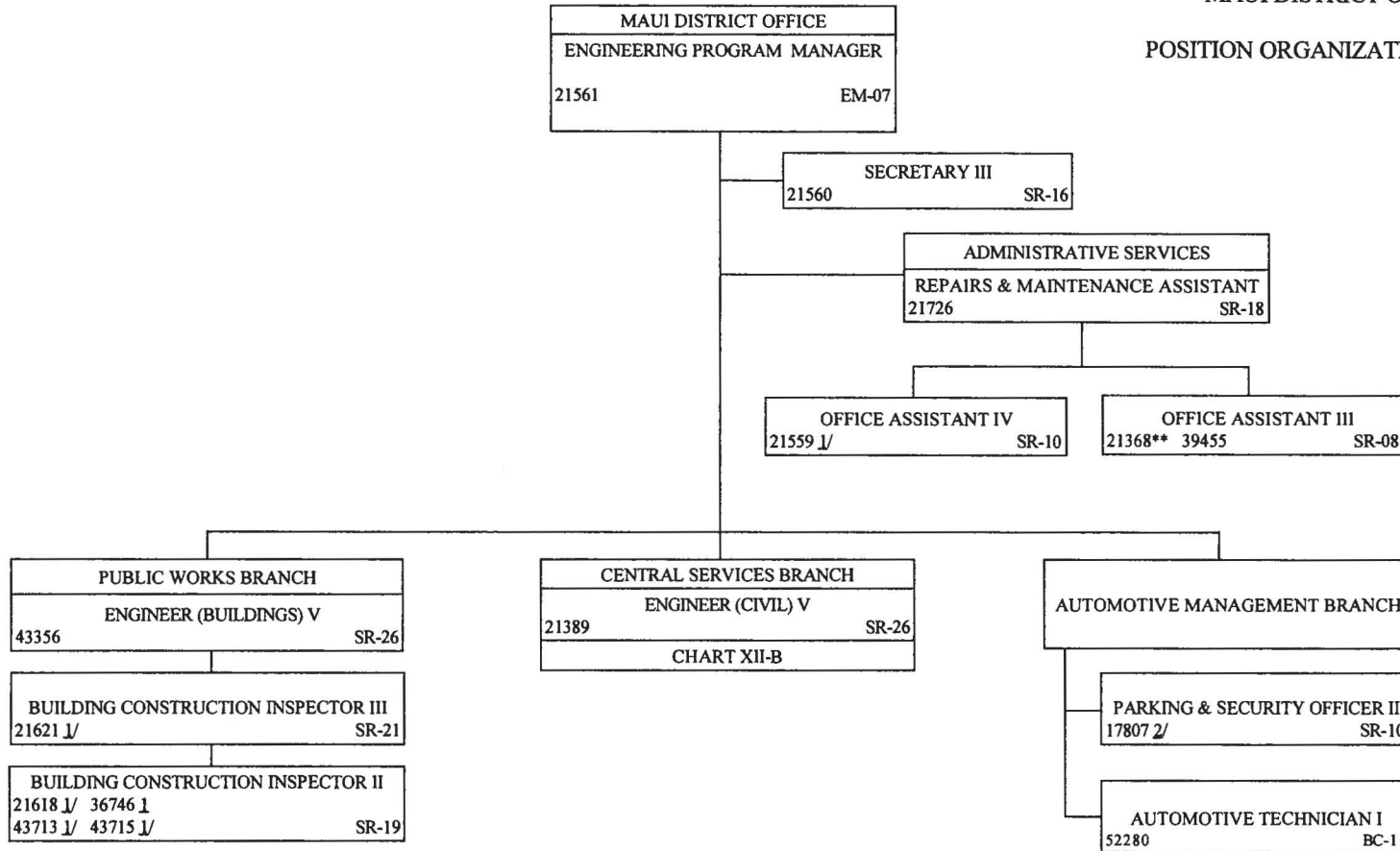
* POSITION NOS. 21158, 29896, AND 30155 WERE ABOLISHED ON 07/01/10 PURSUANT TO ACT 180/SLH 2010.

STATE OF HAWAII
DEPARTMENT OF ACCOUNTING AND GENERAL SERVICES
MAUI DISTRICT OFFICE
ORGANIZATION CHART



STATE OF HAWAII
DEPARTMENT OF ACCOUNTING AND GENERAL SERVICES
MAUI DISTRICT OFFICE

POSITION ORGANIZATION CHART

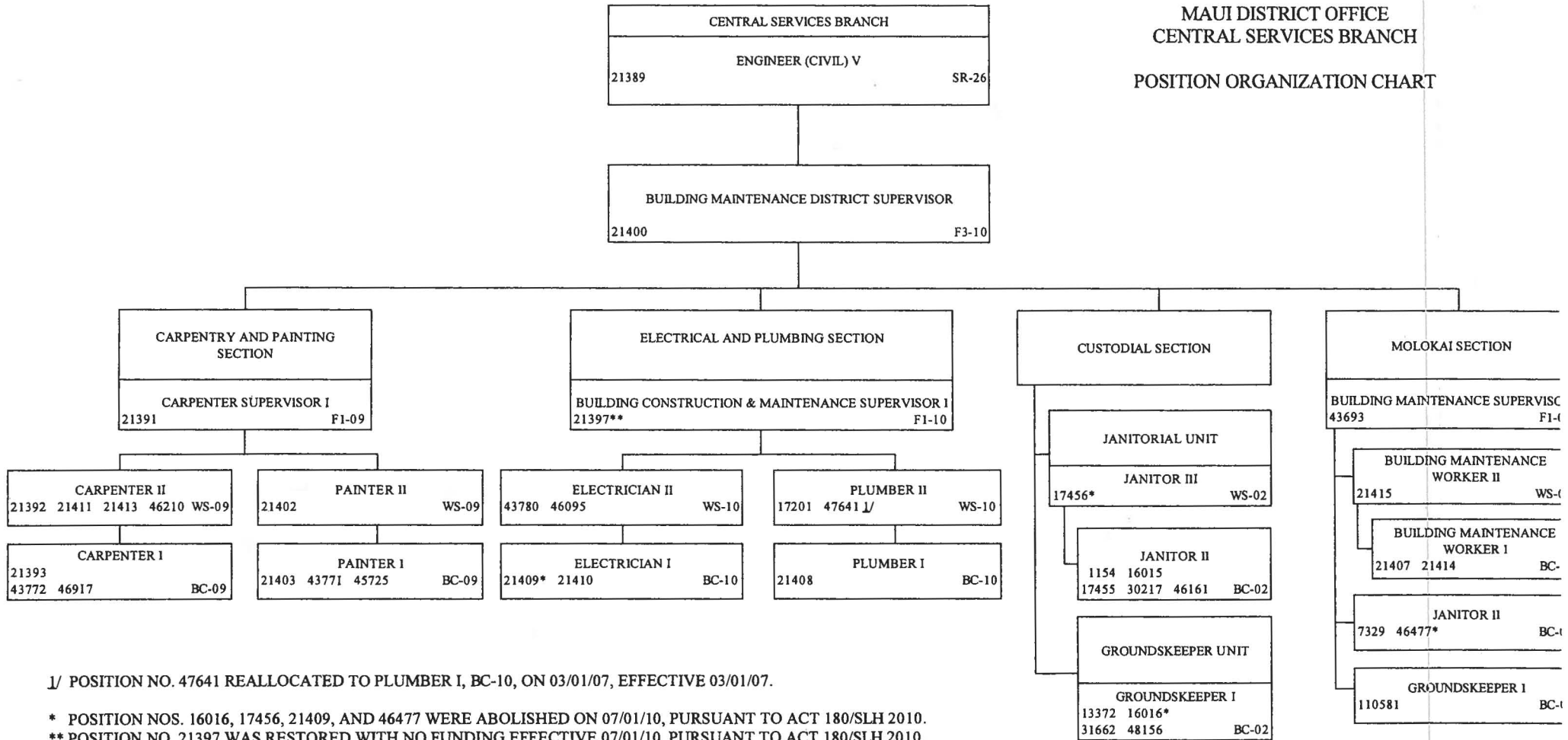


1/ PROJECT FUNDED POSITION.

2/ POSITION NO. 17807 REALLOCATED TO PARKING & SECURITY OFFICER I, SR-09 ON 01/22/09, EFFECTIVE 02/01/09.

** POSITION NO. 21368 WAS RESTORED WITH NO FUNDING EFFECTIVE 07/01/10 PURSUANT TO ACT 180/SLH 2010. FUNDING RESTORED EFFECTIVE 07/01/11, PURSUANT TO ACT 164/SLH 2011.

STATE OF HAWAII
DEPARTMENT OF ACCOUNTING AND GENERAL SERVICES
MAUI DISTRICT OFFICE
CENTRAL SERVICES BRANCH
POSITION ORGANIZATION CHART



1/ POSITION NO. 47641 REALLOCATED TO PLUMBER I, BC-10, ON 03/01/07, EFFECTIVE 03/01/07.

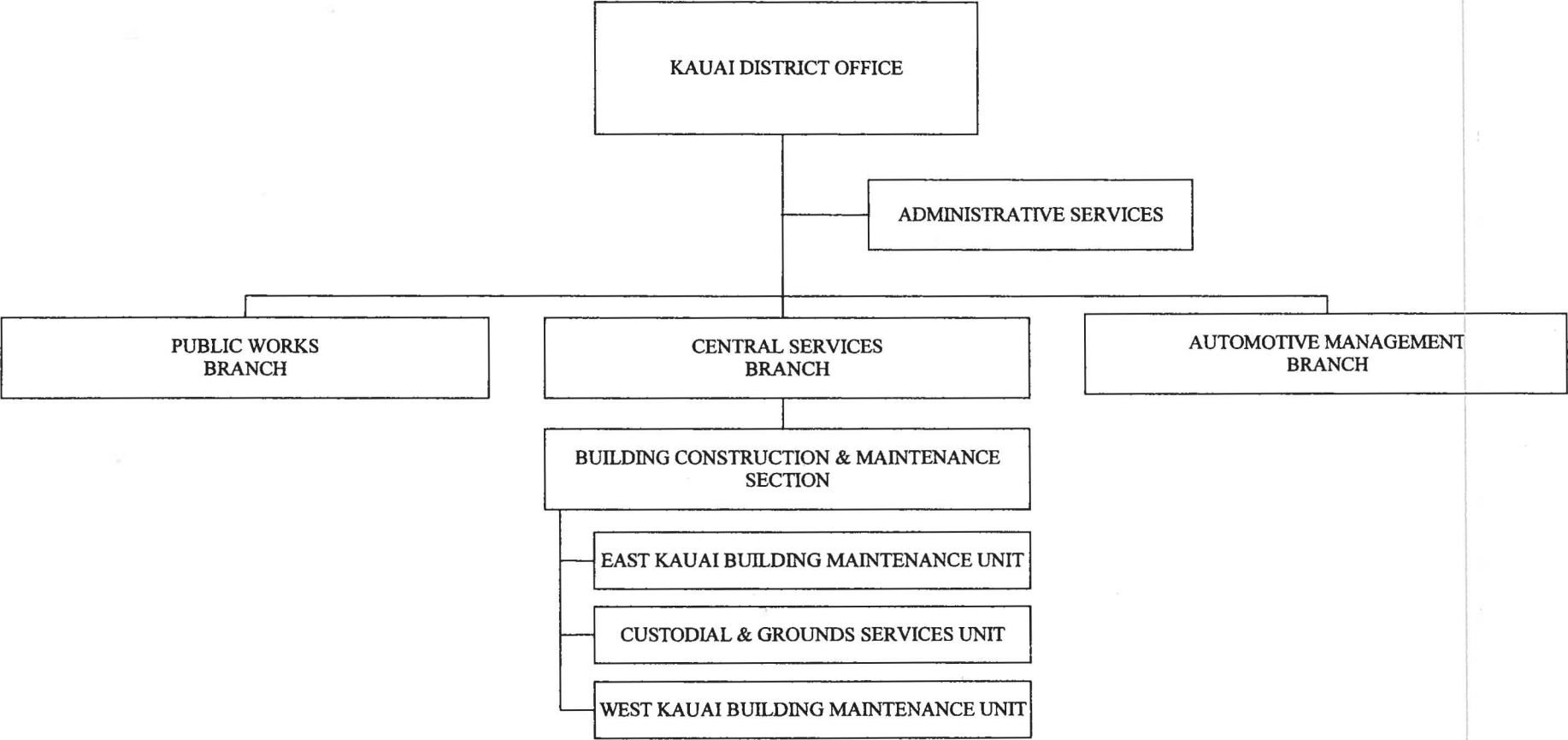
* POSITION NOS. 16016, 17456, 21409, AND 46477 WERE ABOLISHED ON 07/01/10, PURSUANT TO ACT 180/SLH 2010.

** POSITION NO. 21397 WAS RESTORED WITH NO FUNDING EFFECTIVE 07/01/10, PURSUANT TO ACT 180/SLH 2010. FUNDING RESTORED EFFECTIVE 07/01/11, PURSUANT TO ACT 164/SLH 2011.

CHART XII-B

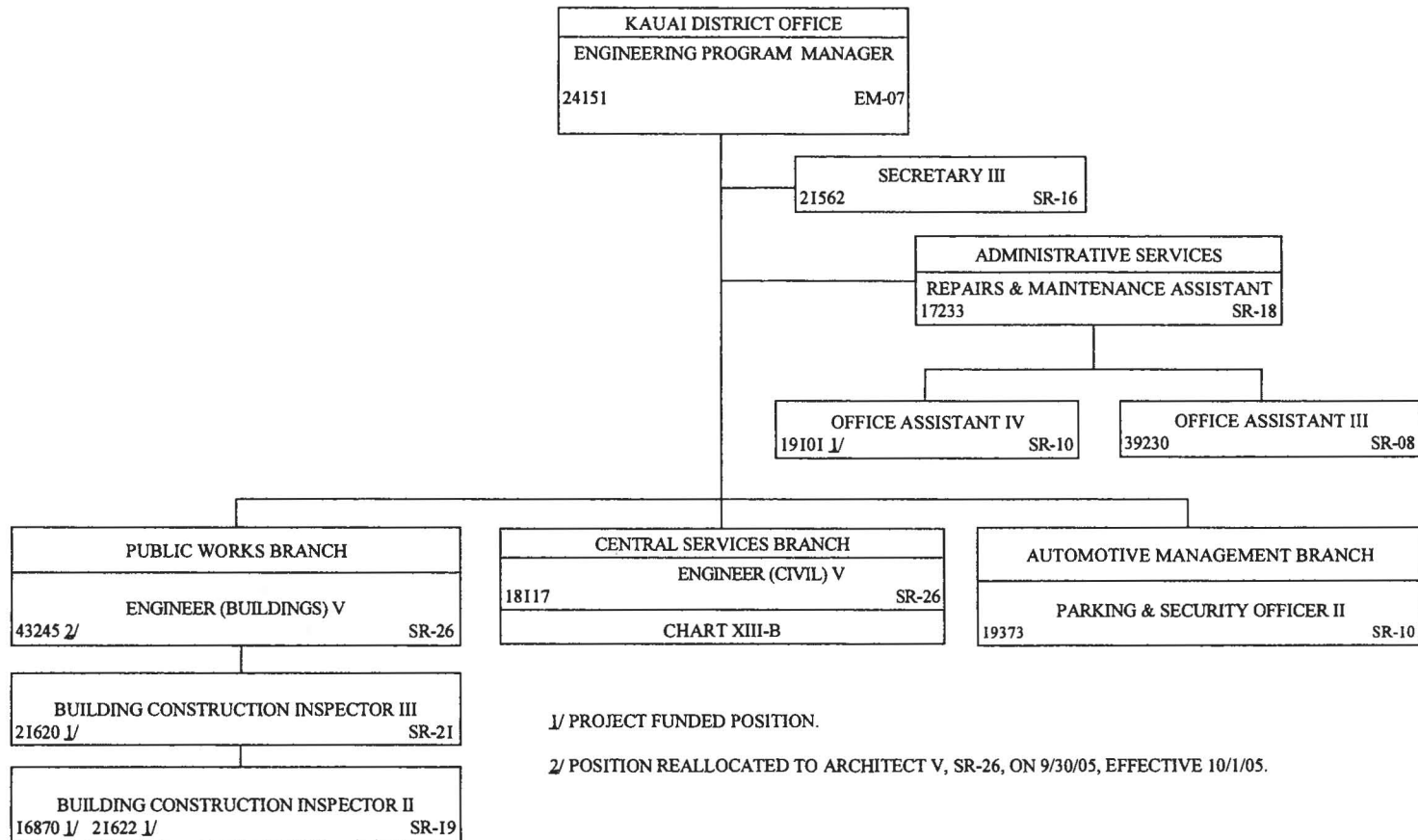
STATE OF HAWAII
DEPARTMENT OF ACCOUNTING AND GENERAL SERVICES
KAUAI DISTRICT OFFICE

ORGANIZATION CHART



STATE OF HAWAII
DEPARTMENT OF ACCOUNTING AND GENERAL SERVICES
KAUAI DISTRICT OFFICE

POSITION ORGANIZATION CHART



1/ PROJECT FUNDED POSITION.

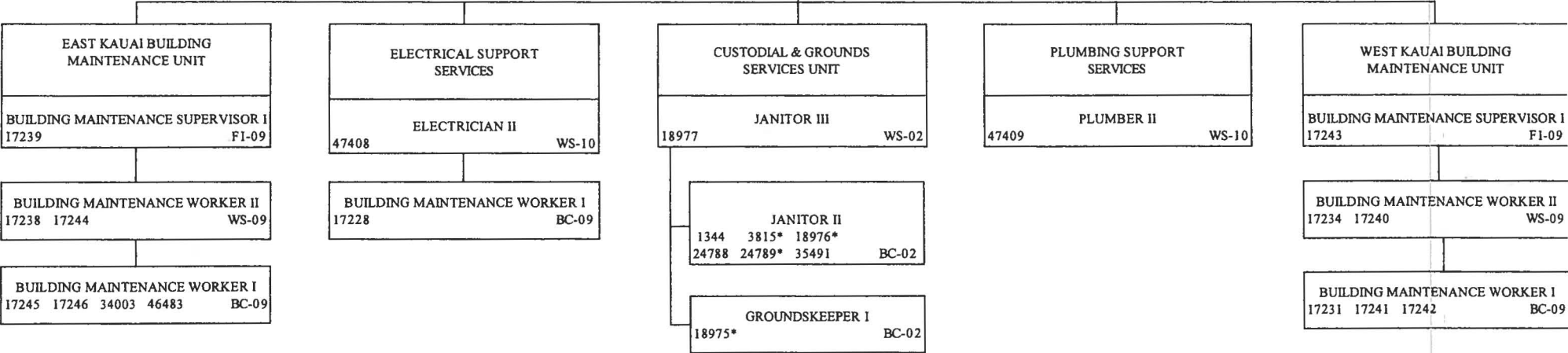
2/ POSITION REALLOCATED TO ARCHITECT V, SR-26, ON 9/30/05, EFFECTIVE 10/1/05.

STATE OF HAWAII
 DEPARTMENT OF ACCOUNTING AND GENERAL SERVICES
 KAUAI DISTRICT OFFICE
 CENTRAL SERVICES BRANCH

POSITION ORGANIZATION CHART

CENTRAL SERVICES BRANCH		
18117	ENGINEER (CIVIL) V	SR-26

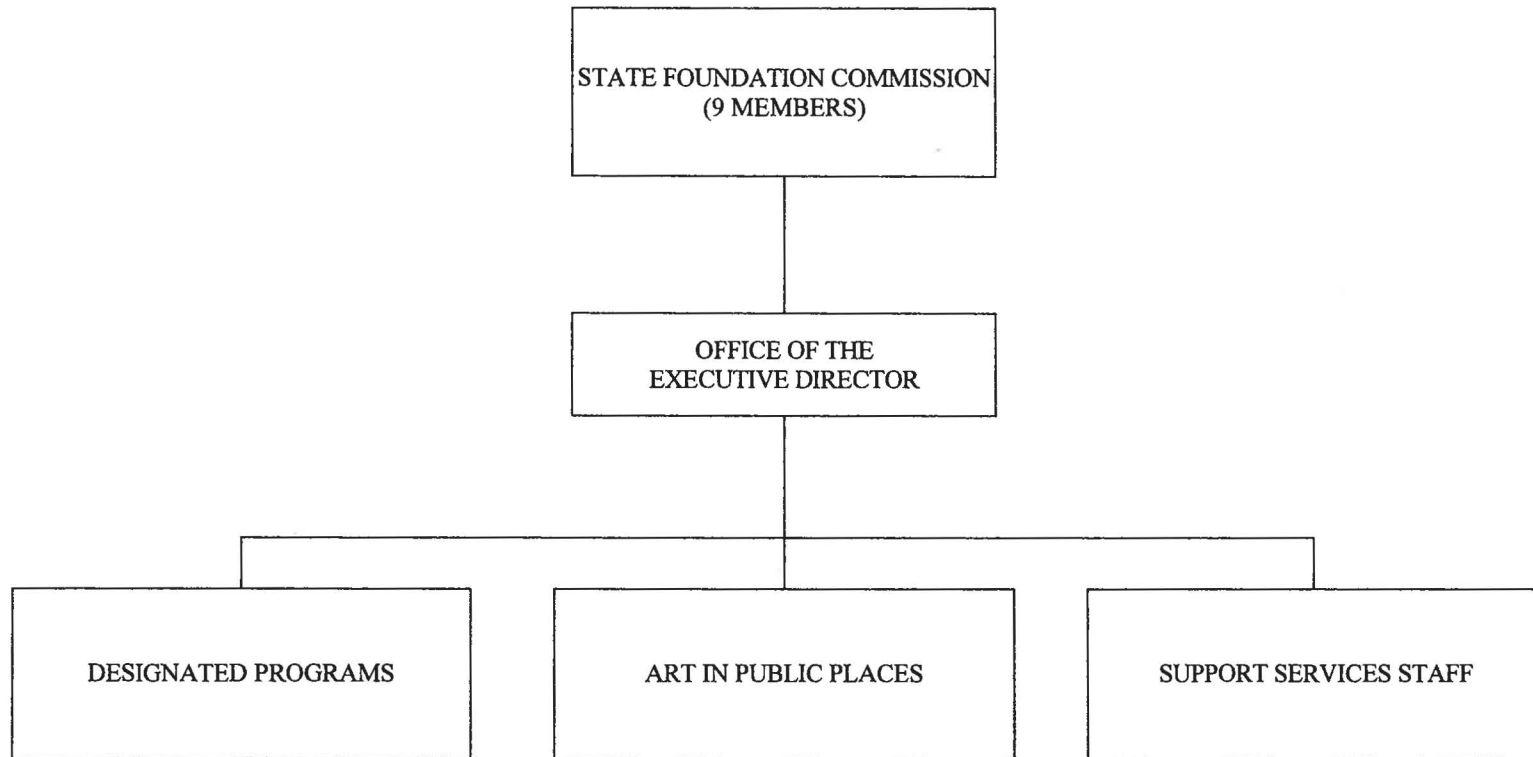
BUILDING CONSTRUCTION & MAINTENANCE SECTION		
17235	BUILDING CONSTRUCTION & MAINTENANCE SUPERVISOR II	F2-10



* POSITION NOS. 3815, 18975, 18976, AND 24789 WERE ABOLISHED ON 07/01/10 PURSUANT TO ACT 180/SLH 2010.


STATE OF HAWAII
DEPARTMENT OF ACCOUNTING AND GENERAL SERVICES
STATE FOUNDATION ON CULTURE AND THE ARTS

ORGANIZATION CHART



STATE OF HAWAII
 DEPARTMENT OF ACCOUNTING AND GENERAL SERVICES
 STATE FOUNDATION ON CULTURE AND THE ARTS

POSITION ORGANIZATION CHART



** POSITION NO. 16047 .50 GENERAL FUND POSITION COUNT WAS ABOLISHED AND .50 SPECIAL FUND POSITION COUNT RESTORED WITH NO FUNDING EFFECTIVE 07/01/10, PURSUANT TO ACT 180/SLH 2010.

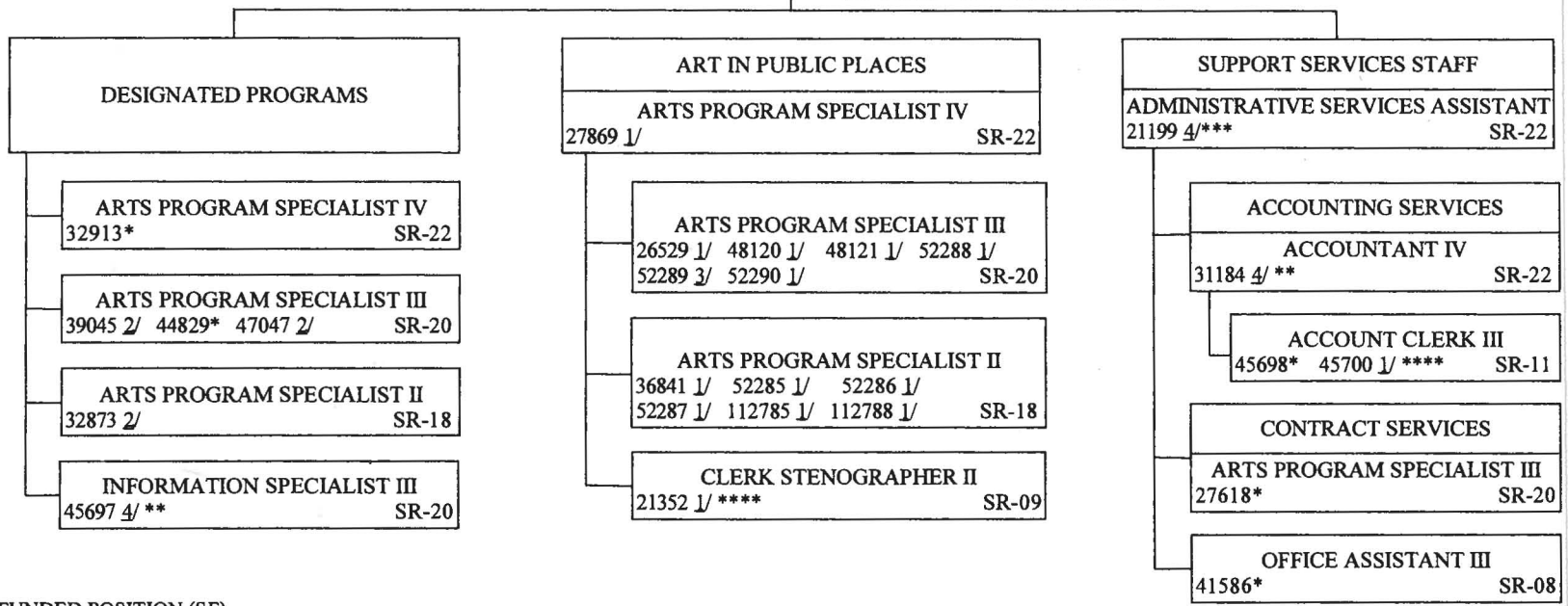
*** POSITION NO. 100256 WAS CONVERTED FROM 50% GENERAL FUND AND 50% SPECIAL FUND TO 50% SPECIAL FUND AND 50% FEDERAL FUND EFFECTIVE 07/01/10, PURSUANT TO ACT 180/SLH 2010.

STATE FOUNDATION ON
CULTURE AND THE ARTS
EXECUTIVE DIRECTOR
100256 4/*** SFCA

STATE OF HAWAII
DEPARTMENT OF ACCOUNTING AND GENERAL SERVICES
STATE FOUNDATION ON CULTURE AND THE ARTS
DESIGNATED PROGRAMS, ART IN PUBLIC PLACES,
AND SUPPORT SERVICES STAFF

SECRETARY II
16047 4/ ** SR-14

POSITION ORGANIZATION CHART

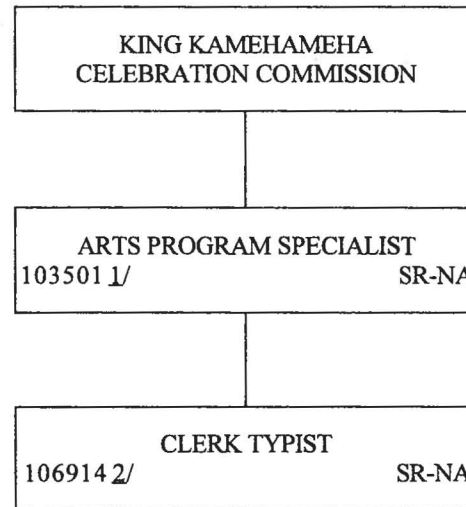


1/ SPECIAL FUNDED POSITION (SF).
2/ FEDERAL FUNDED POSITION (FF).
3/ TEMPORARY (SPECIAL FUNDED) POSITION.
4/ 50% GENERAL FUNDED (GF) AND 50% SPECIAL FUNDED POSITION. REFER TO ** AND ***, .50 GF TO BE ABOLISHED.

* POSITION NOS. 27618, 32913, 41586, 44829, AND 45698 WERE ABOLISHED ON 07/01/10 PURSUANT TO ACT 180/SLH 2010.
** POSITION NOS. 16047, 31184, AND 45697 .50 SF POSITION COUNT RESTORED WITH NO FUNDING AND .50 GF POSITION COUNT WERE ABOLISHED ON 07/01/10 PURSUANT TO ACT 180/SLH 2010.
*** POSITION NOS. 100256 AND 21199 WERE CONVERTED FROM 50% GF AND 50% SF TO 50% SF AND 50% FF ON 07/01/10, PURSUANT TO ACT 180/SLH 2010.
**** POSITION NOS. 21352 AND 45700 WERE CONVERTED FROM 100% SF TO 50% SF AND 50% FF ON 07/01/10, PURSUANT TO ACT 180/SLH 2010.

STATE OF HAWAII
DEPARTMENT OF ACCOUNTING AND GENERAL SERVICES
KING KAMEHAMEHA CELEBRATION COMMISSION

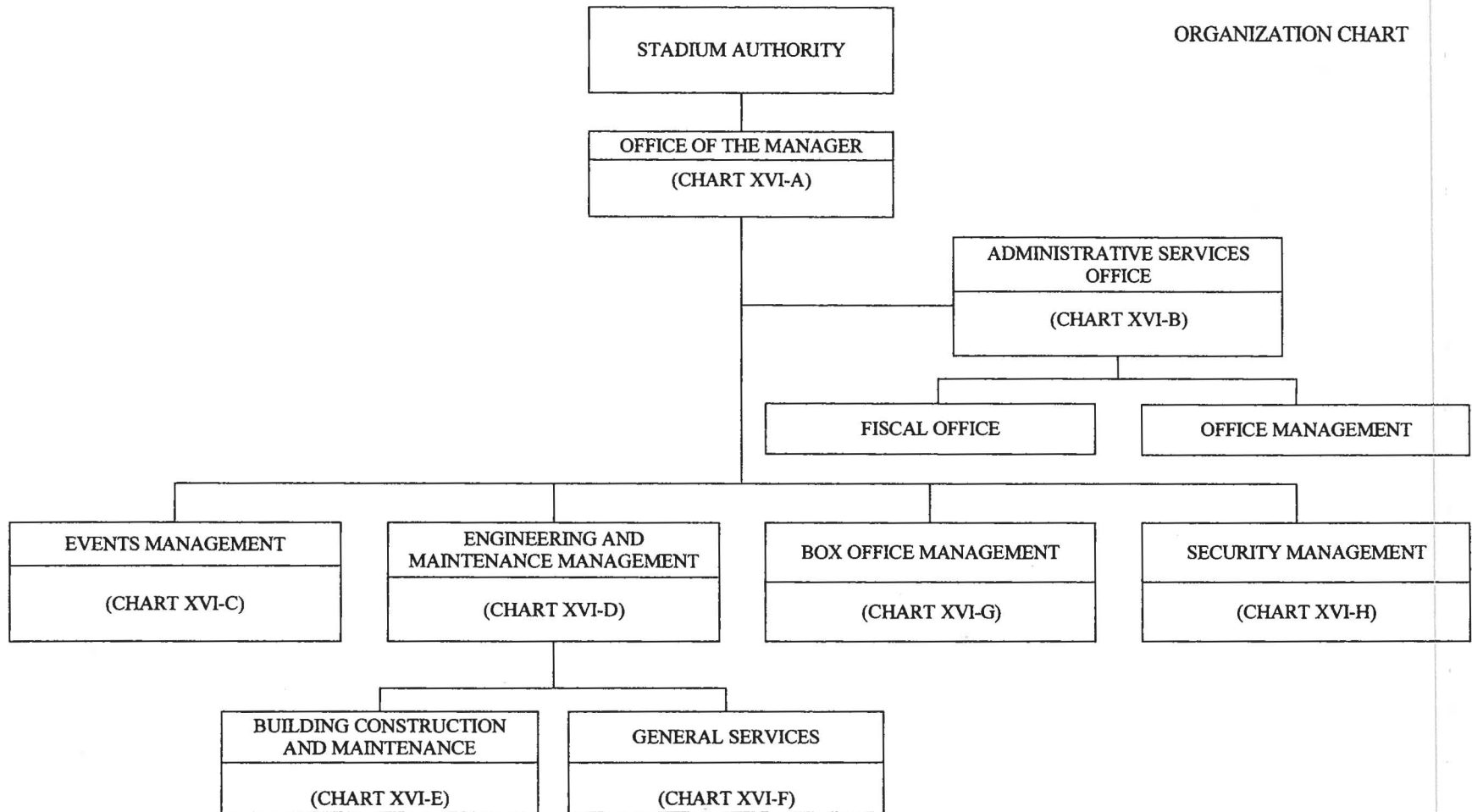
POSITION ORGANIZATION CHART



1/ EXEMPT TEMPORARY TRUST FUNDED POSITION.

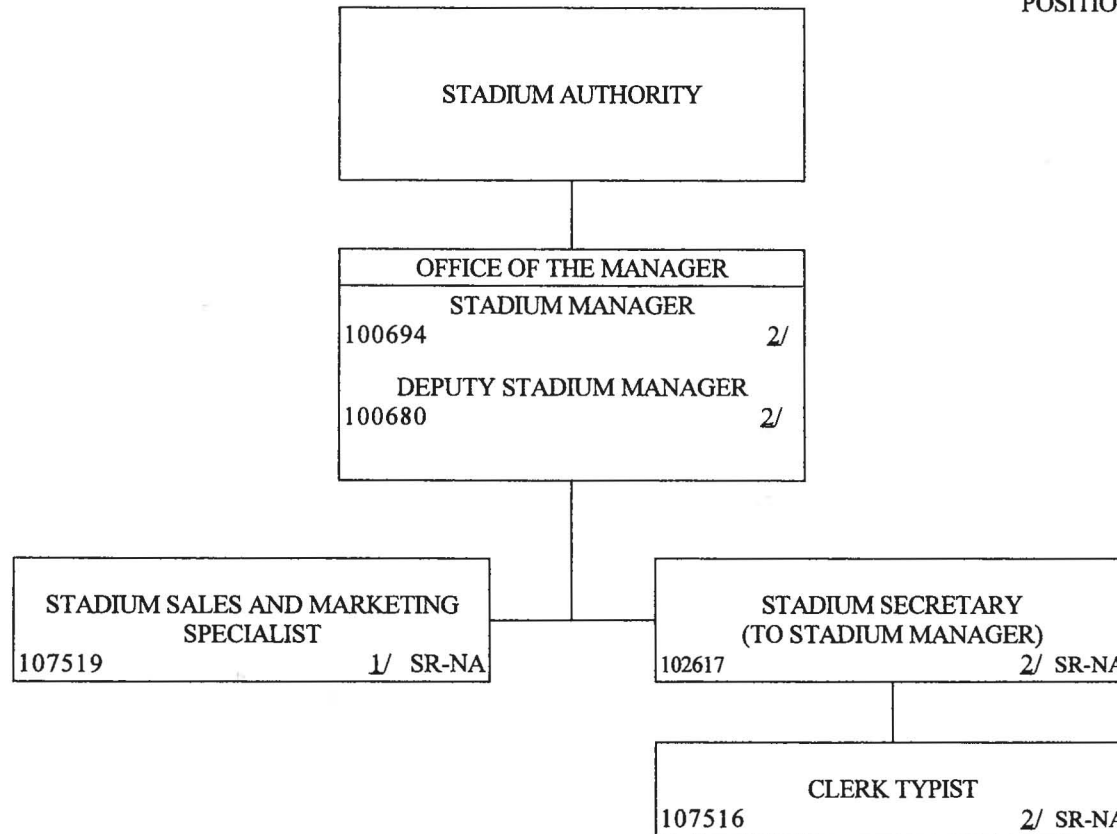
2/ PURSUANT TO SECTION 8-5, HRS, EXEMPT TEMPORARY TRUST FUNDED HALF-TIME POSITION.

ORGANIZATION CHART



STATE OF HAWAII
 DEPARTMENT OF ACCOUNTING AND GENERAL SERVICES
 STADIUM AUTHORITY
 OFFICE OF THE MANAGER

POSITION ORGANIZATION CHART

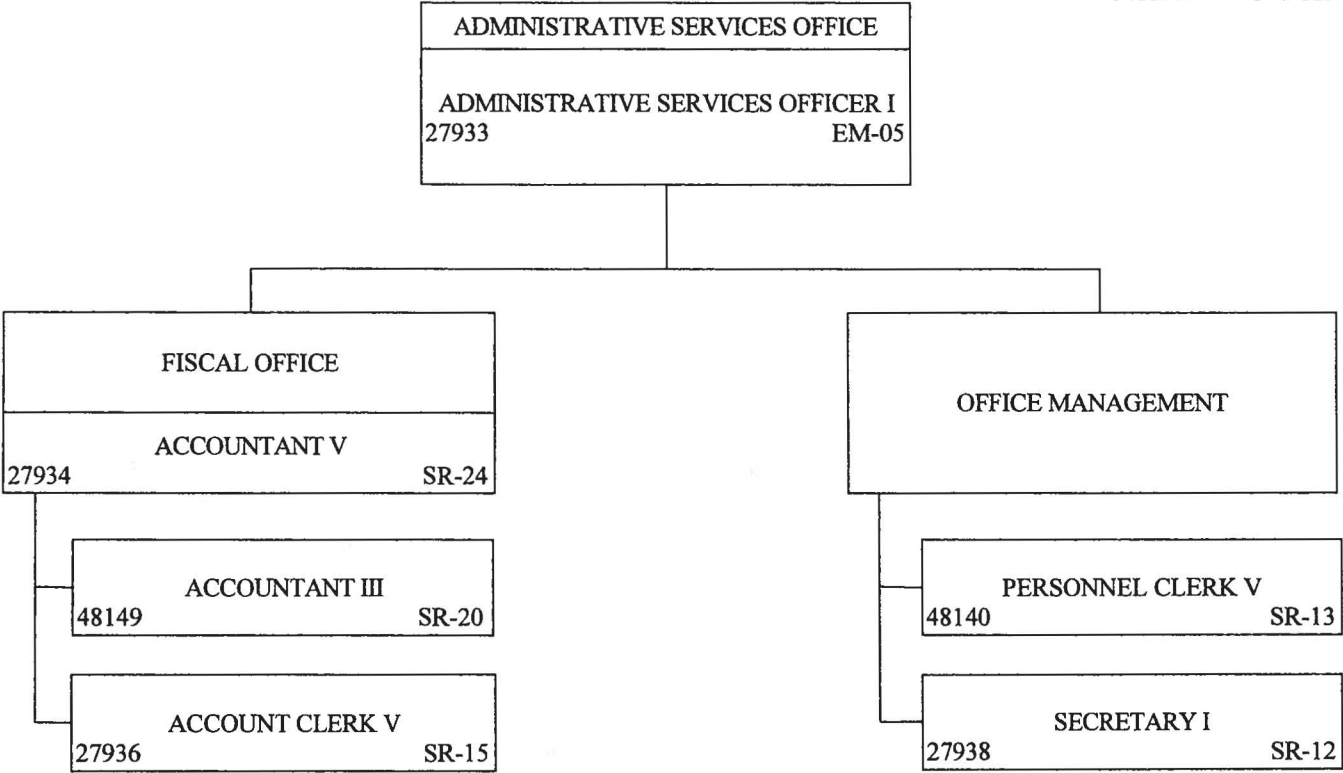


1/ TEMPORARY EXEMPT POSITION.

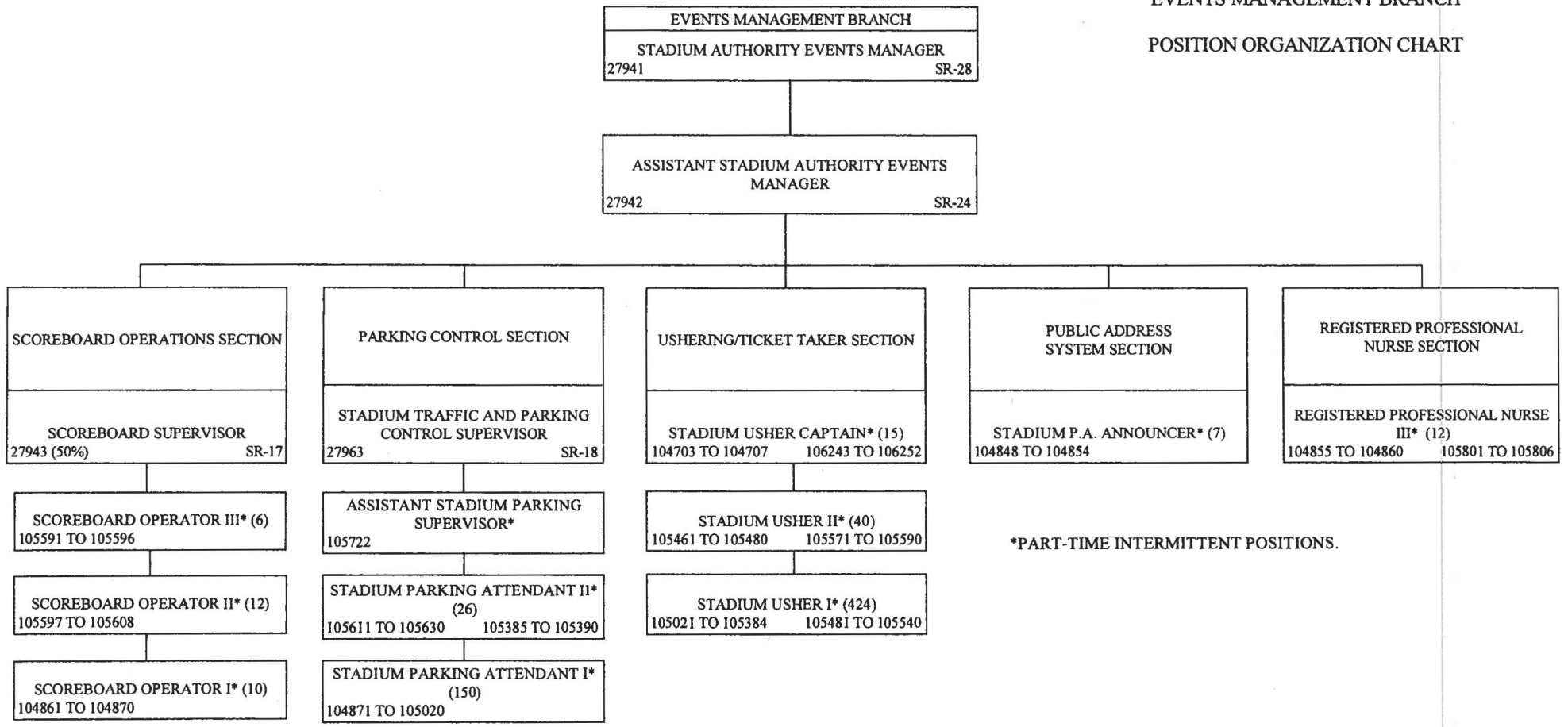
2/ EXEMPT POSITION.

STATE OF HAWAII
DEPARTMENT OF ACCOUNTING AND GENERAL SERVICES
STADIUM AUTHORITY
ADMINISTRATIVE SERVICES OFFICE

POSITION ORGANIZATION CHART




STATE OF HAWAII
 DEPARTMENT OF ACCOUNTING AND GENERAL SERVICES
 STADIUM AUTHORITY
 EVENTS MANAGEMENT BRANCH
 POSITION ORGANIZATION CHART



*PART-TIME INTERMITTENT POSITIONS.

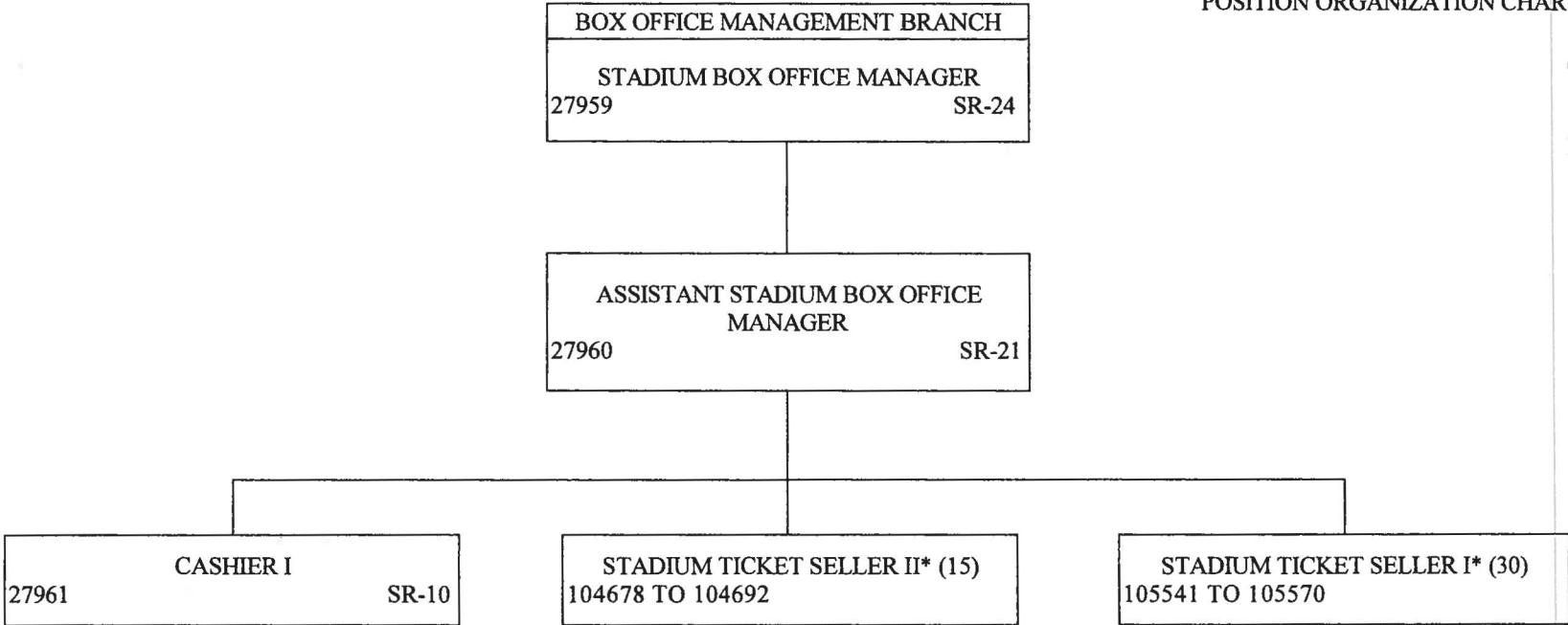
STATE OF HAWAII
 DEPARTMENT OF ACCOUNTING AND GENERAL SERVICES
 STADIUM AUTHORITY
 ENGINEERING AND MAINTENANCE BRANCH

POSITION ORGANIZATION CHART



STATE OF HAWAII
DEPARTMENT OF ACCOUNTING AND GENERAL SERVICES
STADIUM AUTHORITY
BOX OFFICE MANAGEMENT BRANCH


POSITION ORGANIZATION CHART



*PART-TIME INTERMITTENT POSITIONS.

STATE OF HAWAII
DEPARTMENT OF ACCOUNTING AND GENERAL SERVICES
STADIUM AUTHORITY
SECURITY MANAGEMENT BRANCH

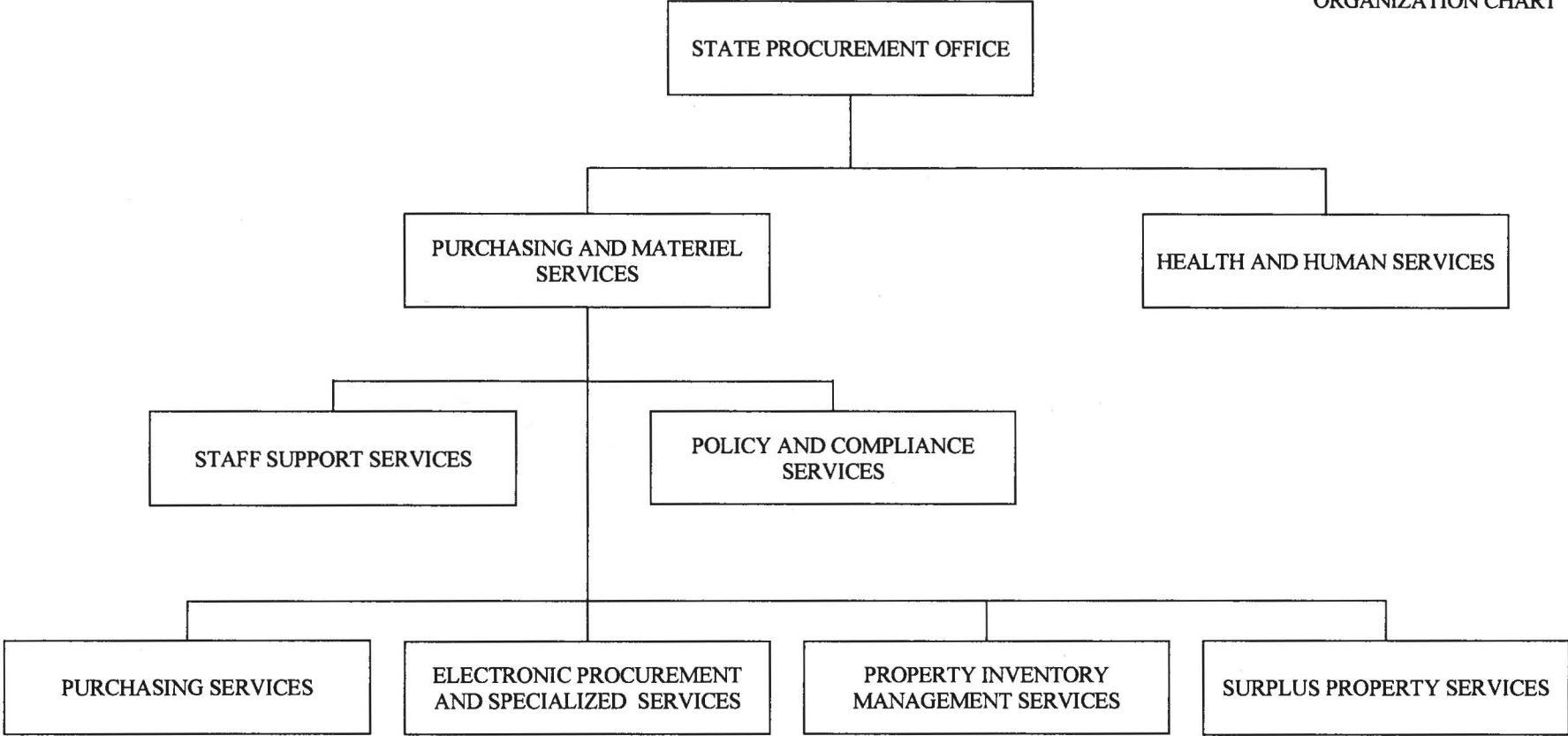
POSITION ORGANIZATION CHART



*PART-TIME INTERMITTENT POSITIONS.

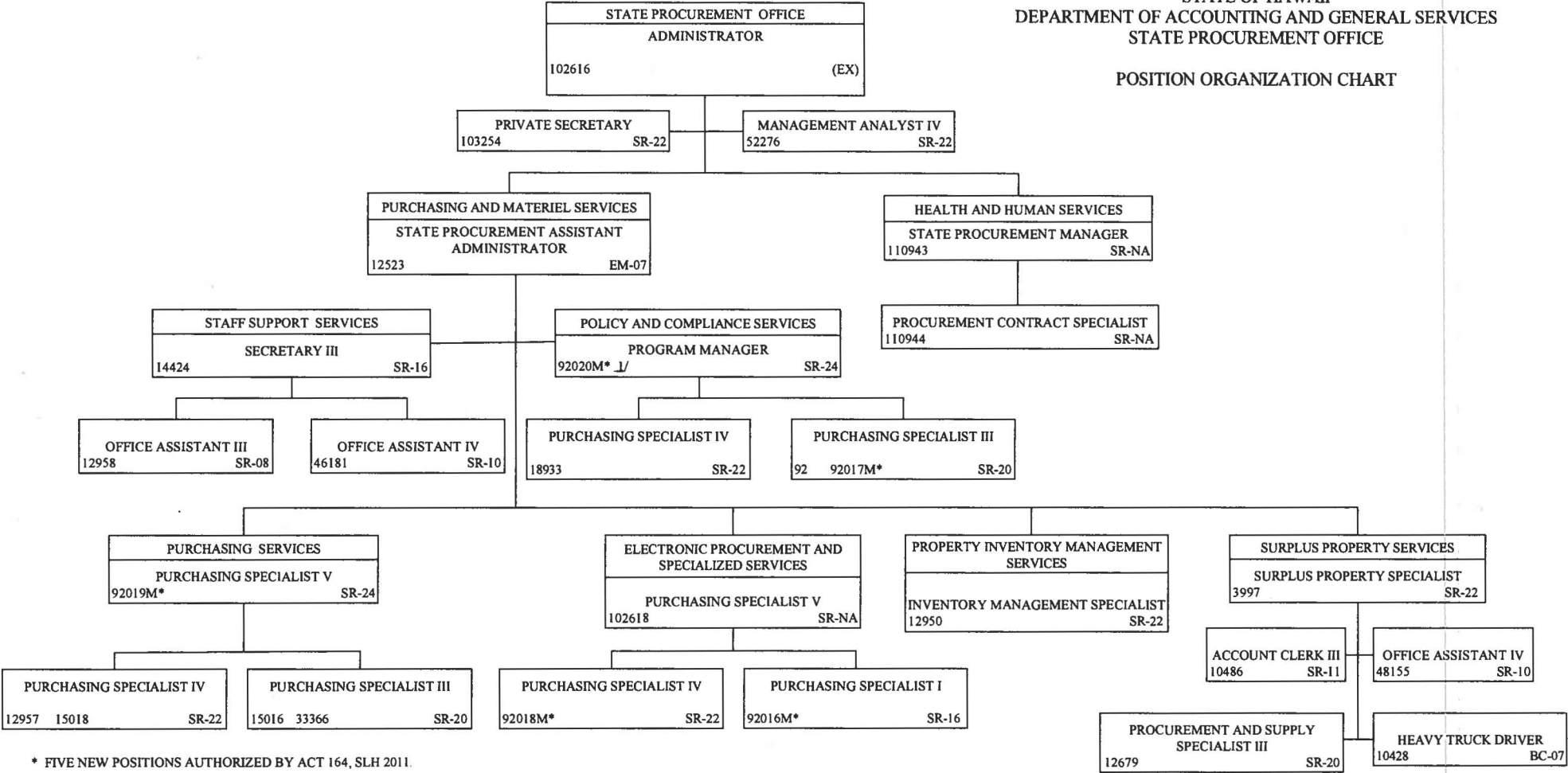
STATE OF HAWAII
DEPARTMENT OF ACCOUNTING AND GENERAL SERVICES
STATE PROCUREMENT OFFICE

ORGANIZATION CHART



STATE OF HAWAII
 DEPARTMENT OF ACCOUNTING AND GENERAL SERVICES
 STATE PROCUREMENT OFFICE

POSITION ORGANIZATION CHART

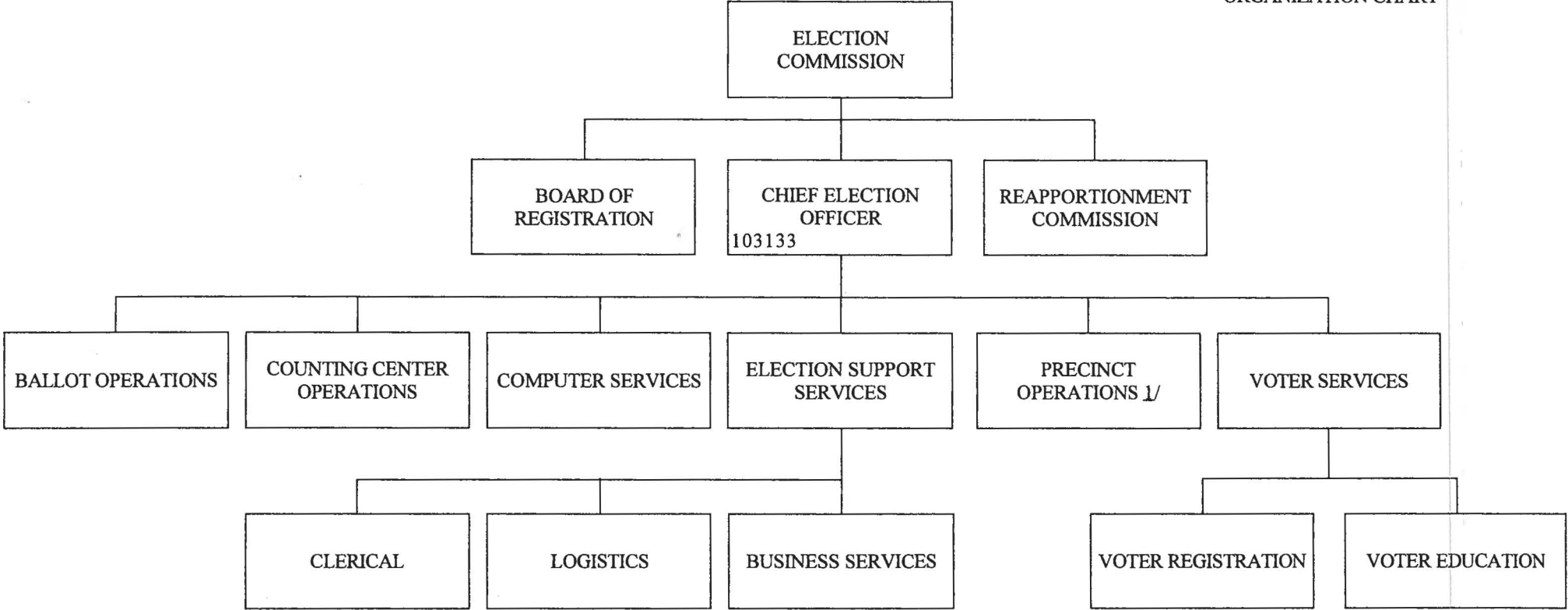


* FIVE NEW POSITIONS AUTHORIZED BY ACT 164, SLH 2011.

1/ POSITION NO. 92020M TO BE REDESCRIBED AFTER THE PROPOSED REORGANIZATION IS APPROVED. VARIANCE APPROVED BY THE COMPTROLLER ON JULY 28, 2011.

CHART XVII-A

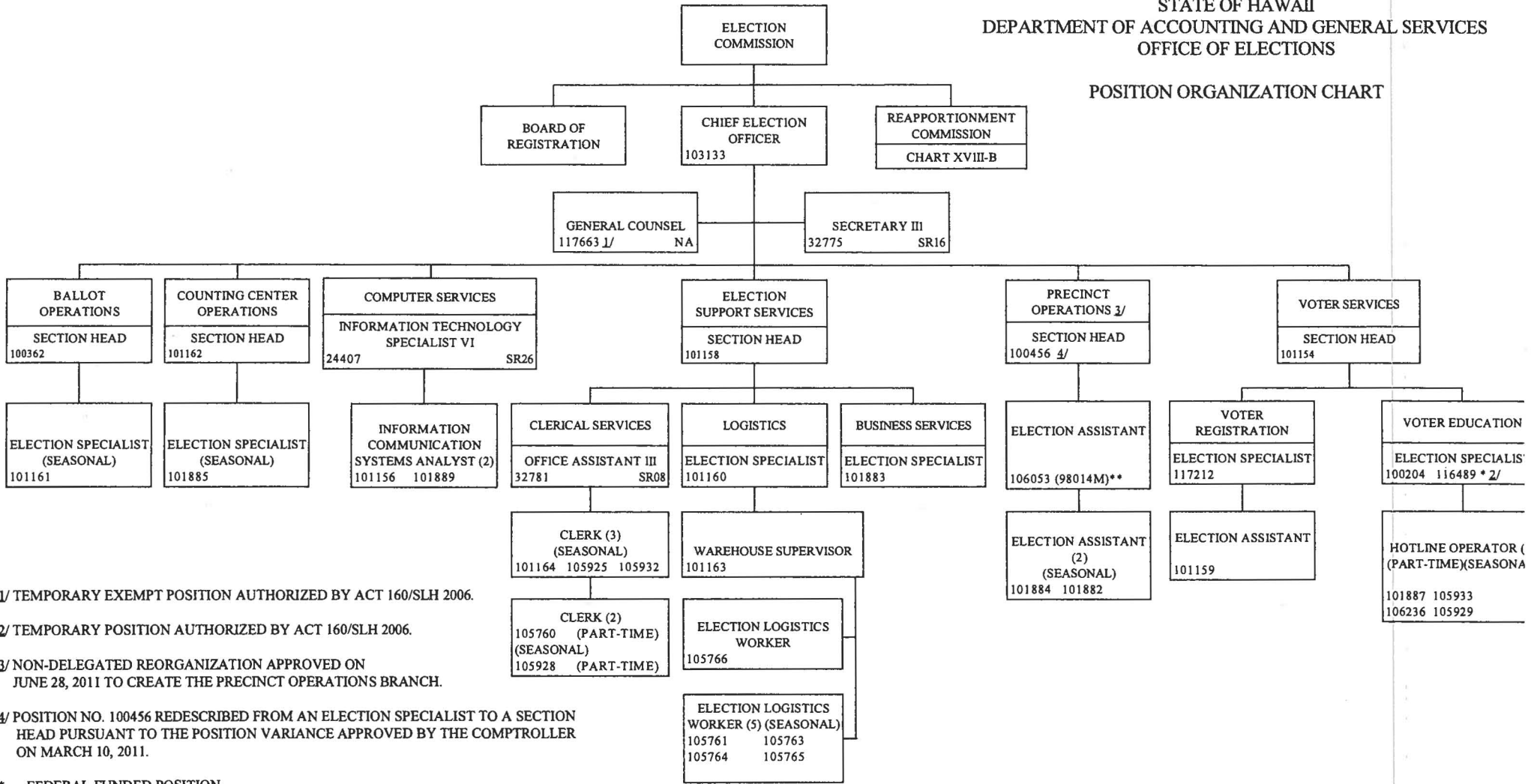
STATE OF HAWAII
 DEPARTMENT OF ACCOUNTING AND GENERAL SERVICE
 OFFICE OF ELECTIONS
 ORGANIZATION CHART



1/ NON-DELEGATED REORGANIZATION APPROVED JUNE 28, 2011 TO CREATE THE PRECINCT OPERATIONS BRANCH.

STATE OF HAWAII
DEPARTMENT OF ACCOUNTING AND GENERAL SERVICES
OFFICE OF ELECTIONS

POSITION ORGANIZATION CHART



1/ TEMPORARY EXEMPT POSITION AUTHORIZED BY ACT 160/SLH 2006.

2/ TEMPORARY POSITION AUTHORIZED BY ACT 160/SLH 2006.

3/ NON-DELEGATED REORGANIZATION APPROVED ON JUNE 28, 2011 TO CREATE THE PRECINCT OPERATIONS BRANCH.

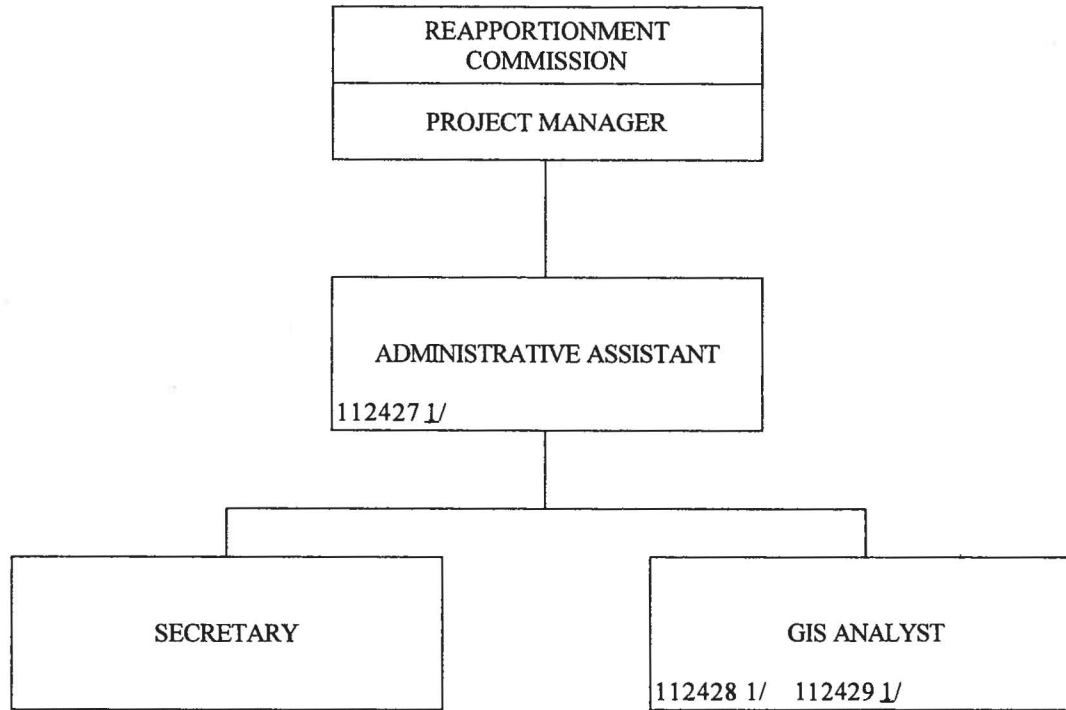
4/ POSITION NO. 100456 REDESCRIBED FROM AN ELECTION SPECIALIST TO A SECTION HEAD PURSUANT TO THE POSITION VARIANCE APPROVED BY THE COMPTROLLER ON MARCH 10, 2011.

* FEDERAL FUNDED POSITION

** 50% GENERAL AND 50% FEDERAL FUNDED POSITION

STATE OF HAWAII
DEPARTMENT OF ACCOUNTING AND GENERAL SERVICES
OFFICE OF ELECTIONS
REAPPORTIONMENT COMMISSION

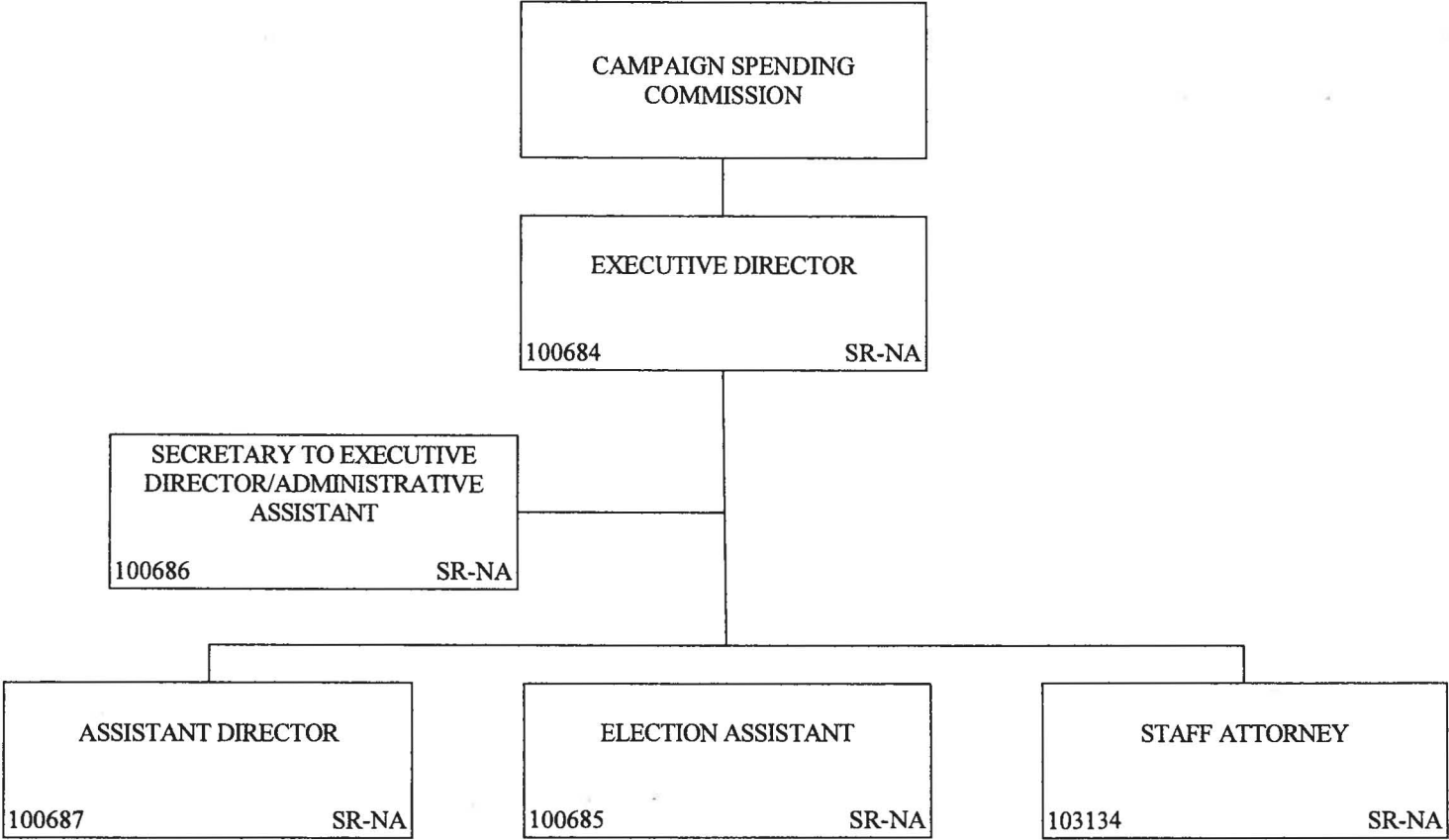
POSITION ORGANIZATION CHART



1/ POSITIONS ARE ON THE BJ TABLES WITH NO FUNDING. ALL OF THE POSITIONS ARE NOT FUNDED BECAUSE THE REAPPORTIONMENT COMMISSION IS CONSTITUTED EVERY TEN YEARS UNLESS REQUIRED BY COURT ORDER. FUNDING FOR THESE TEMPORARY POSITIONS IS REQUESTED IN THE BIENNIUM BUDGET PERIOD PRECEDING THE REAPPORTIONMENT YEAR.

STATE OF HAWAII
DEPARTMENT OF ACCOUNTING AND GENERAL SERVICES
CAMPAIGN SPENDING COMMISSION

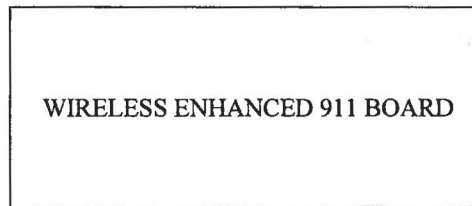
POSITION ORGANIZATION CHART



ALL POSITIONS ARE EXEMPT TRUST FUNDED POSITIONS.

STATE OF HAWAII
DEPARTMENT OF ACCOUNTING AND GENERAL SERVICES
WIRELESS ENHANCED 911 BOARD

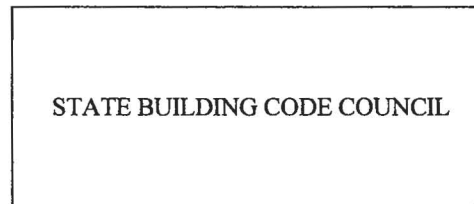
ORGANIZATION CHART



THERE ARE NO POSITIONS IN THIS PROGRAM.

STATE OF HAWAII
DEPARTMENT OF ACCOUNTING AND GENERAL SERVICES
STATE BUILDING CODE COUNCIL


ORGANIZATION CHART



THERE ARE NO POSITIONS IN THIS PROGRAM.

STATE OF HAWAII
DEPARTMENT OF ACCOUNTING AND GENERAL SERVICES
INFORMATION PRIVACY AND SECURITY COUNCIL

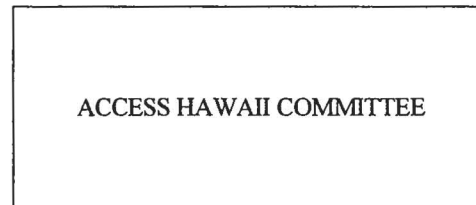
ORGANIZATION CHART



THERE ARE NO POSITIONS IN THIS PROGRAM.

STATE OF HAWAII
DEPARTMENT OF ACCOUNTING AND GENERAL SERVICES
ACCESS HAWAII COMMITTEE


ORGANIZATION CHART



THERE ARE NO POSITIONS IN THIS PROGRAM.

House Committee on Finance Senate Committee on Ways & Means

FY 2013 Supplemental Budget Briefing
January 6, 2012



- No CIO in place when biennium budget was developed; no unifying, singular vision for IT/IRM in the State of Hawaii until now.
- Strategic Plan in development; will include IT Investment Management approach. All departments are contributing to the Plan and are in agreement with the vision.
- Implementing foundational elements of the Plan in advance of the next biennium budget is critical to success.

- CIO/OIMT supplement budget requests are needed to lay foundational elements required for larger transformation initiative to be successful and realize greatest benefits.
- Departmental IT requests were evaluated by the CIO and are in alignment with the future vision and are important to ongoing operations.

IT Supplemental Budget Requests



CIO Initiatives	6	\$26 Million
Other Departments	25	\$17 Million
TOTAL	31	\$43 Million

- CIO reviewed all initial requests.
- All requests were not approved, and only certain projects and portions of requested funds, were incorporated into the budget.
- CIO is working closely with Departments to ensure that their modified and scaled-down plans are either:
 - Triage and urgent in nature; or
 - Generally align with the CIO long-term plans
- CIO will evaluate department plans and report back to the legislature on results.

6/1/2011

9/30/2011

Final Strategic Plan Submitted 7/31/2012

7/1/2013


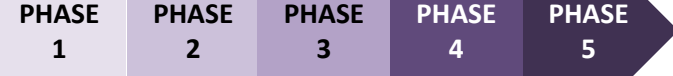
Ongoing

ORGANIZE AND PLAN

CENTRALIZE AND IMPLEMENT

PHASE A

PHASE B

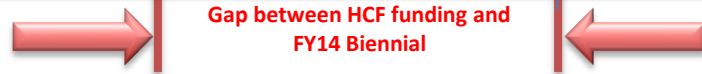


10/1/11 – 7/31/12

8/1/12 – 6/30/13

7/1/2013 – 6/30/2022

Governance		Develop Governance Plan	Planning & Oversight		
Strategic Plan		Develop Strategic Plan	<ul style="list-style-type: none"> Governance Strategic Planning Enterprise Architecture 	<ul style="list-style-type: none"> Business Process Reengineering Policy 	
Enterprise Architecture		Develop Architecture			
Projects	Triage	<ul style="list-style-type: none"> AD/DNS DLP Training 	<ul style="list-style-type: none"> Infrastructure IRS Audit Compliance Retirement Benefit 	<ul style="list-style-type: none"> System Modification Update out-of-support software 	
	Pilots	<ul style="list-style-type: none"> Summit Wireless Open Data 	<ul style="list-style-type: none"> Dashboard Digital Archives GIS Info Assurance 	<ul style="list-style-type: none"> Unified Communications Hawaiian Homelands Homestead dB 	
	Major Initiatives			<ul style="list-style-type: none"> Health IT Longitudinal Education Hawaii Broadband Initiative 	
				<ul style="list-style-type: none"> ERP Infrastructure Improvements Taxation 	<ul style="list-style-type: none"> Future Year Major Initiatives
Operations			<ul style="list-style-type: none"> Radios & Communications Maintenance Licensing Personnel Transfers 		



Strategic Plan will Include IT Investment Management Process for Next Year



	CIO Likely Answer	Unless...	Rationale
This Year	"Yes..."	Proposed investment was clearly not in alignment with accepted best practices or target vision	Without a thorough understanding of the Departments' business and IT environment, or a clearly defined target state architecture to require them to adhere to, tendency was to support requests unless completely in conflict with vision
Next Year (and beyond)	"No..."	Proposed investment clearly aligns with business and technology architectures and moves the State forward to the target vision	Inconsistent, incompatible, and redundant investments mean that Hawai'i spends more money and receives less capability than it could. We must maximize the value of our investment dollars by creating a coherent State business and IT environment that shares services and information among the Departments

CIO/OIMT – CIP Funds (\$15M)



- \$15 million in CIP funds to:
 - Develop the requirements and specifications for an enterprise solution for the State’s financial system – DOTAX, DAGS, B&F, & DHRD
 - Reengineer and transform the statewide financial , acquisition and human management processes;
 - Identify all business requirements associated with a new integrated system to support the financial , acquisition and human management activities within the State;
 - Develop and execute the procurement actions under an acquisition plan for an integrated financial management system for the State of Hawaii
 - Request for Information
 - Request for Proposal and Quotation
 - High-Level Project Plan for System Implementation

- \$11 million operating funds:
 - \$5M for Business Process & IT/IRM Reengineering
 - \$2M for BPR
 - \$2M for IT/IRM Reengineering
 - \$1M for governance support and information management and reporting tools
 - \$1.8M for IT Integration Pilot Projects
 - \$1M for Information Assurance & Cyber Security
 - \$225K for Unified Communications (Voice Over IP)
 - \$225k for Collaborative Environment Services
 - \$375 for Geospatial Information Services
 - \$375,000 for Digital Archives Project
 - \$3.4M for ICSD Triage Items to Ensure Business Operations of Mission Critical Government Services

- Initiate statewide business process and IT transformation efforts that lay the foundation for an adaptive enterprise and begin mitigating the critical challenges we face today
- Institute a culture of continuous improvement and the capability to more easily adapt to future changes as they arise
- Implement an integrated lifecycle governance structure
 - Align resources to strategic objectives
 - Improve efficiency and effectiveness of the State government
 - Reduce complexities and simplify processes
 - Deliver greater value at reduced cost to the citizens of Hawaii

Department IT Supplemental Budget Requests



Department	Number of Items	Budget Requested	Triage (Urgent for Current Operations)	Supports CIO Future Vision
ATG	4	\$462 K	√	
BED	2	\$1.4 M		√
BUF	1	\$6 M	√	
CCA	6	\$605 K	√	
EDN	1	\$15 M (CIP)	√	
LBR	3	\$0 (Personnel Transfers)	√	
LNR	5	\$927 K	√	√
TAX	1	\$1.4 M		√
TRN	2	\$740 K	√	

- Requests support compliance efforts and maintenance of IT systems that support core mission services of the ATG
 - \$47.5k to address security deficiencies noted in latest IRS audit
 - \$75k (request was for \$126k) to cover maintenance costs for the State AFIS (Automated Fingerprint Identification System) due to expiration of ARRA funds
 - \$40k (request was for \$65k) to cover maintenance of Next Generation Juvenile Justice Information System
 - \$300k to increase Federal funding of Hawaii Criminal Justice Data Center Sex Offender Monitoring Apprehending, Registering and Tracking System (HCJDC SMART)

TRIAGE/URGENT FOR CURRENT OPERATIONS

- Requests support Broadband Initiative, a major initiative for the State
 - \$1M for demonstration project to upgrade high schools for broadband access (laptops, tablets and wireless infrastructure)
 - \$400k for e-Government upgrades to increase citizen and business online service options.
 - Working with Broadband Committee to enhance broadband initiative and ensure that implementation aligns with New Day Plan and CIO future vision for the State.

SUPPORTS CIO FUTURE VISION

- Requests support required changes to employee benefit plans in the Employee Retirement System
 - \$6M estimated cost for consultant services to update retirement system to reflect new benefit legislation, ERS continuing to negotiate with vendor
 - Will work closely with ERS to ensure that correct contract requirements are developed and that system will align with future enterprise architecture
 - Compliance with Act 163 with multiple changes to retiree categories

TRIAGE/URGENT FOR CURRENT OPERATIONS

- Requests support upgrading IT systems that support core mission services of DCCA, convert temporary positions to permanent and transfer positions from one program to another
 - \$400k to upgrade ALIAS (licensing system) to Win7 (currently on XP, eos 14)
 - \$205k to replace obsolete hardware and software and address disaster recovery
 - Convert total of 4 positions from temporary to permanent; transfer one position internally

TRIAGE/URGENT FOR CURRENT OPERATIONS

- \$5M (request was for \$15M) in CIP funds for Data Center at Liliuokalani Elementary School. Site has been prepared for electrical, backup power, cooling, security, cabling, and equipment racks.

Data Center Design		\$	100,000
Data Center Initial Core Equipment		\$	3,000,000
Data Center Initial Core Equipment Installation		\$	500,000
DOE System Migration Equipment (eSIS, LDS)		\$	1,200,000
Data Center Network Operation System		\$	200,000

TRIAGE/URGENT FOR CURRENT OPERATIONS

- Request to transfer two positions out and one position in to provide departmental IT support for core mission services
 - NET \$0 effect on budget

TRIAGE/URGENT FOR CURRENT OPERATIONS

- Requests will replace obsolete equipment, upgrade video conferencing capabilities, provide IT staff support and support digital archives and automation programs.
 - \$750 for new VHF radio equipment (FCC mandated)
 - \$80k to replace obsolete computers for staff
 - \$97k to improve public access to hearings via video conferencing*
 - \$55k for additional staffing support

TRIAGE/URGENT FOR CURRENT OPERATIONS

****SUPPORTS CIO FUTURE VISION***

- \$1.4M to cover the \$1 tax return electronic-filing fee instead of making the citizen pay it
 - In 2011, only 700,000 tax returns were filed electronically, while nearly 2 million were submitted in paper form. Eliminating the \$1 e-filing fee to encourage more electronic filings.
 - Estimate a doubling of e-filing for FY13 if government picks up the fee.
 - Electronic returns are cheaper, easier, faster to process, so the savings will help to offset the cost

SUPPORTS CIO FUTURE VISION

- Requests will replace obsolete radio systems in the Highways Division in compliance with FCC mandates
 - \$240k to replace radio devices on Maui
 - \$500k to replace two-way radios on Hawai'i Island

TRIAGE/URGENT FOR CURRENT OPERATIONS