

NEIL ABERCROMBIE
GOVERNOR



JAN S. GOUVEIA
ACTING COMPTROLLER

STATE OF HAWAII
DEPARTMENT OF ACCOUNTING AND GENERAL SERVICES

P.O. BOX 119, HONOLULU, HAWAII 96810-0119

January 6, 2012

The Honorable David Y. Ige
Chair, Senate Committee on Ways and Means
State Capitol, Room 215
Honolulu, HI 96813

Dear Senator Ige:


Subsequent to the submission of our budget briefing package, we found that we had incorrectly reflected program review budget requests for the State Foundation on Culture and the Arts (AGS 881) on Tables 1, 5, and 6. Additionally, we are submitting a revised Table 16 which we just noticed was changed from the earlier December 9, 2011 draft budget briefing instructions. Enclosed are corrected Tables 1, 5, 6, and 16 and we apologize for any inconvenience and confusion this situation may cause members of your committee and staff.

If you have any questions, please call me at 586-0400 or Mr. Kerry Yoneshige of the Administrative Services Office at 586-0690.

Sincerely,

Jan S. Gouveia
Acting State Comptroller

Enclosures



Department of Accounting and General Services

Mission Statement

To help agencies better serve the public by providing, at best value and with integrity: superior public facilities, expert technology solutions and services, operational support, fiscal guidance, oversight of administrative services and preservation and promotion of cultural heritage.

HOUSE COMMITTEE ON FINANCE
SENATE COMMITTEE ON WAYS AND MEANS
TESTIMONY OF THE
DEPARTMENT OF ACCOUNTING AND GENERAL SERVICES
SUPPLEMENTAL BUDGET FY 2013
January 6, 2012

Context

Since FY 2008, it has been a challenge to attain our mission critical objectives with the significant loss of positions (25% of general funded positions) as a result of fiscal action taken to address the decline in general fund revenue. Unfortunately, fiscal 2011 brought on another crisis with the March 2011 Japan Tsunami. As a result of yet another period of general fund revenue decline, hiring was suspended to lessen the projected year end deficit.

To meet our mission critical objectives, we have reviewed our operations to focus on essential activities, adjusted schedules, work locations, and assignments where allowable and feasible. Staffing our vacant positions is our immediate priority to ensure that the authorized positions we have are filled allowing us to operate at maximum operational capacity. Until the United Public Workers (UPW) labor contract was ratified, we refrained from filling our UPW vacancies to ensure our programs would be able to fund these positions in light of the 5% labor savings restriction. As the State economy suffered another setback from the effects of the March 2011 Japan tsunami, hiring was suspended between April and July of fiscal year 2011. In September 2011, the Governor delegated authority to fill positions to department heads and we have subsequently been aggressively pursuing the filling of our vacant positions. We are now faced with another challenge as the Department of Human Resources Development (DHRD) struggles to recruit applicants for departments. DHRD themselves, suffered significant loss of staff as a result of the reduction in force in 2009 which results in the current backlog for recruitment. As a result, of the 751 authorized positions (including 76 CIP funded), 140 or 20.3% are vacant at November 30, 2011.

For fiscal year 2012, 11 general funded positions were restored in the Information Communication Services Division (ICSD), but the division continues to be our largest challenge. The 11 positions restored represents 15% of the 74 (69 permanent and 5 temporary) positions or 36% of the staff which were lost in the reduction in force and abolishment of vacant positions in FY 10 and FY 11. Sustaining production capabilities with the loss of staff has been challenging and problems continue to rapidly become crisis. Staffing is not the only challenge facing ICSD, critical upgrades in hardware and software to migrate to newer technologies and more efficient equipment have not been done due to a lack of funding and as a result, the State's data processing capabilities are inadequate to leverage the benefits of the new technologies and are operating in an unstable computing environment.

On the flip side, the long term picture in the information processing area is bright. Fiscal year 2012 authorized the establishment of the Chief Information Officer (CIO) position and office which are attached to the department. In July 2011, the CIO's office was started with the hiring of the State's first

CIO. Subsequently, the CIO's office, the Office of Information Management and Technology (OIMT) has issued a report outlining the current level of resources and issues faced by the State's information technology offices. This is the foundation step in the determining the "gap" between where we are now and where we want to be in terms of both technology and business processes. In this regard, the executive supplemental budget has four (4) general funded requests from the OIMT totaling \$10.4 million which address business process and IT/IRM reengineering (\$5million), IT integration pilot projects (\$1.8 million), IT integration pilot project on digital archives (\$175,000) and technology triage initiatives to ensure operation of current mission critical systems (\$3.4 million). To address the archaic processes and aging hardware, the executive budget contains a \$15 million CIP request from the OIMT to commence the planning phase of the implementation of a statewide financial system to reengineer and transform the statewide financial management process. This project will utilize an enterprise resource planning system (ERP) architecture which will support integrated statewide financial activities. Additionally, the outcome of this phase will include the procurement requirements for the phase (development of solicitation document (s)) in the fiscal 2013 – 2015 biennium.

Outside of the CIO's requests, the department's general fund requests are a reduction of \$2.5 million from labor savings and program review initiatives, request for \$215,000 for restoration of artists in schools program (offsets reduction in program review initiative), request for \$175,000 to transfer staff (3) and related current expense budget for Washington Place to the department from the Office of the Governor and \$80,000 to hire CPAs to assist in the preparation of the CAFR.

The executive supplemental CIP budget of \$41 million, including the \$15 million CIO initiative previously mentioned contains three items, additional \$17 million for the Kamamalu Building (total \$33 million in the biennium), \$8 million to reseal the 5th floor of the State Capitol, and \$1 million to update the Capitol District plan to reduce leased space and consolidate department personnel to increase departmental efficiency and productivity while lowering costs (leasing expense).

As the economic recovery continues to be modest, we understand that the business as usual model is not affordable and realistic and we must invest in the future to leverage technology for the benefit of our citizens and employees. Our budget requests reflect that through the investment to achieve the New Day objectives.

Chair Oshiro and Chair Ige, my staff and I are available to answer any questions you and your committee members may have concerning our programs and the materials submitted for this hearing.

**HOUSE COMMITTEE ON FINANCE
SENATE COMMITTEE ON WAYS AND MEANS
SUPPLEMENTAL BUDGET FOR FY 2013**

**TESTIMONY OF THE
DEPARTMENT OF ACCOUNTING AND GENERAL SERVICES
January 6, 2012**

Alternatives Considered

Our actions in the following areas are as follows:

1. Generating additional revenue for the state;

No action has been taken in this area because a significant amount of the operations of the department provide support for other executive branch agencies.

2. Shifting general funded costs operational costs to non general funds;

In previous years, we have converted all general funded staff in the Risk Management Office (AGS 203) and the State Foundation on Culture and the Arts to non general funded.

For the supplemental year, we have two requests which would eliminate general funded budget of the State Foundation on Culture and the Arts (AGS 881) of \$721,048 (net of program requests to eliminate \$936,332 and restore \$215,284) and replace it with \$721,048 from the Tourism Special Fund (the Fund). The Fund's revenue is from the Transient Accommodations Tax (TAT).

3. Consolidation or elimination of programs within your department; and

Our current assessment is that none of our programs should be eliminated. However, our managers do review our program activities to eliminate non mission critical functions.

4. Reduction of services.

Since fiscal year 2008 and the reduction of 25% of our general funded staff, our managers were forced to and continue to look for areas to reduce or eliminate services to allow us to focus and attain our core mission. As an example, in many of our state office

buildings, trash is not collected daily except for the restrooms. This reduction in service does not present a health issue and increases the utilization of our custodial staff.

Department of Accounting and General Services
Department-Wide Budget Summary

Fiscal Year 2012				
Act 164/11 Appropriation	Restriction	Emergency Appropriation	Total FY12	MOF
\$ 66,068,142.00		\$ 1,725,000.00	\$ 67,793,142.00	A
\$ 27,292,741.00	\$ (136,225.00)		\$ 27,156,516.00	B
\$ 8,780,650.00	\$ (10,194.00)		\$ 8,770,456.00	N
			\$ -	R
			\$ -	S
\$ 1,165,925.00	\$ (26,535.00)		\$ 1,139,390.00	T
\$ 12,468,171.00	\$ (6,430.00)		\$ 12,461,741.00	U
			\$ -	V
\$ 36,989,950.00	\$ (105,481.00)		\$ 36,884,469.00	W
			\$ -	X
\$ 152,765,579.00	\$ (284,865.00)	\$ 1,725,000.00	\$ 154,205,714.00	Total
Fiscal Year 2013				
Act 164/11 Appropriation	Reductions	Additions	Total FY13	MOF
\$ 66,653,933.00	\$ (3,180,550.00)	\$ 10,911,509.00	\$ 74,384,892.00	A
\$ 22,308,347.00	\$ (145,525.00)		\$ 22,162,822.00	B
\$ 8,780,650.00	\$ (10,887.00)		\$ 8,769,763.00	N
			\$ -	R
			\$ -	S
\$ 4,740,925.00	\$ (28,443.00)		\$ 4,712,482.00	T
\$ 12,468,171.00	\$ (846,992.00)	\$ 1,936,482.00	\$ 13,557,661.00	U
			\$ -	V
\$ 36,989,950.00	\$ (112,013.00)		\$ 36,877,937.00	W
			\$ -	X
\$ 151,941,976.00	\$ (4,324,410.00)	\$ 12,847,991.00	\$ 160,465,557.00	Total

Department of Accounting and General Services
Priority List of Functions

Table 2

Priority #	Description of Function	Activities	Prog ID(s)	Statutory Reference (HRS, PL, etc.)
1	AGS-221, Public Works-Planning, Design and Construction			
	Public Works Division is a centralized agency that plans, coordinates, organizes, directs, and controls a statewide program of engineering, architectural, and construction services including land acquisition, planning, designing, project management, construction management and inspection, quality assurance, contracting and equipping facilities for State and other agencies.	<ul style="list-style-type: none"> a. As the designated expending agency for government agencies, oversees project management from beginning to end for government projects. b. Work in conjunction with the Central Services Division on the repair and maintenance of DAGS government buildings and structures. c. Management of Public Works functions. d. Provides architectural and engineering technical services in response to requests to investigate and evaluate safety of buildings and improvements damaged by natural disasters and other emergencies. e. Provides support to the mission of the Department by directing the expenditure of Capital Improvement Funds and operating funds released to the Department for projects. f. Provides support to the mission of the Department by representing the Comptroller at various functions, ceremonies and public hearings on matters concerning public improvements. 	AGS-221	HRS 26-6

Department of Accounting and General Services
Priority List of Functions

Table 2

Priority #	Description of Function	Activities	Prog ID(s)	Statutory Reference (HRS, PL, etc.)
		<p>g. Provides emergency support to the state and other agencies under ESF3 for damage assessments and debris management following a natural or man-made disaster.</p> <p>h. Work in conjunction with the Central Services Division to support the Governor's energy efficiency initiatives through the implementation of Energy Savings Performance Contracting on DAGS and other government buildings and structures.</p> <p>i. Provides various staff services to the Division Chief and to the division as a whole including general management assistance; operating budget preparation and execution; financial management; personnel, training; public information; property, supplies, records and internal management of documents; obtaining project funding and providing current and final project costs; project tracking; contracts preparation and processing; and call for tenders.</p> <p>j. Provides engineering and architectural technical administrative support services during the planning, design, construction, and post construction phases of projects. Implements and coordinates professional services selection and evaluation process.</p>		

Department of Accounting and General Services
Priority List of Functions

Table 2

Priority #	Description of Function	Activities	Prog ID(s)	Statutory Reference (HRS, PL, etc.)
		<p>k. Provides land acquisition coordination and planning services for public physical facilities; formulates and implements the Departments' CIP budget requests; reviews and assigns office space in State facilities; conducts environmental and other studies; and prepares investigative reports, as directed.</p> <p>l. Administers, implements, and manages professional services contracts for planning, design, and construction projects utilizing CIP appropriations, operating funds and other sources of funds. Projects include new construction; renovations; repairs and alterations to existing structures; furniture and equipment acquisitions for public buildings; and other improvements for the Executive, Legislative, and Judicial branches of State government. By agreement, projects may also include projects for Federal and County governments and other entities.</p> <p>m. Administers and manages projects under construction in accordance with construction contracts and prescribed construction practices by inspecting work in progress and work completed, directing and controlling changes, and the accepted and closing of projects. Coordinates the delivery and installation of furniture and equipment for projects.</p>		
2	AGS-102, Expenditure Examination			
	Review voucher claims, payroll claims, and contract documents; disbursement of vendor and payroll checks and related documents; and filing and maintenance of documents.	<p>a. Examines contracts for compliance with State laws, rules, etc.</p> <p>b. Issues paychecks on a timely basis.</p> <p>c. Issues checks (Non-Payroll) on a timely basis.</p> <p>d. Prepares and transmits electronic payments.</p>	AGS-102	HRS 26-6, HRS 40-01, HRS 40-03, HRS 40-10, HRS 40-53, HRS 40-54, HRS 40-56, HRS 40-57, HRS 40-58, and HRS 40-68

Department of Accounting and General Services
Priority List of Functions

Table 2

Priority #	Description of Function	Activities	Prog ID(s)	Statutory Reference (HRS, PL, etc.)
3	AGS-103, Recording and Reporting			
	Process and record financial transactions and report the results of financial transactions posted.	a. Review, process, and record financial transactions. b. Prepare and issue statewide financial reports.	AGS-103	HRS 26-6, HRS 40-01, HRS 40-03, HRS 40-04, and HRS 40-05
4	AGS-111, Archives-Records Management			
	Acquire, preserve and provide access to the permanent and historical records of state government. Also provide records management services including records retention scheduling; provide warehousing of non-current records; and provide storage of master microfilm.	a. Acquire, preserve, and provide access to the permanent and historical records of state government. b. Provide records management services including records retention scheduling; provide warehousing of non-current records; and provide storage of master microfilm.	AGS-111	HRS 26-6, HRS 94
5	AGS-211, Land Survey			
	Performs field and office land survey work statewide for various Government Agencies. Reviews and signs all Return of the State Land Surveyor form prepared for each Land Court Application map referred to the Division. Prepares detailed report for the State Attorney General for all Quiet Title Action suits in which the State of Hawaii is a Defendant. Also appears as expert witness on land litigations in which State is a party. Reviews all shoreline maps prepared by Government or private registered land surveyor submitted to the State for certification. Serves as official depository of all Government Survey Registered Maps and other historic maps, field books, calculations and other survey information. Furnishes blue-line copies of all subdivisions and boundary survey maps, copies of survey descriptions and other map products, including File Plan and Land Court maps to Government agencies, private organizations or individuals.	a. Conducts extensive research for all Quiet Title Actions in which the State is cited as defendant. Compiles information including copies of deeds, old reference maps for possible use in Court. Also appears as expert witness in Court litigations involving State lands or interests. b. For subdivisions of Land Court lands, complete mathematical checks of areas, closures, curve computations are performed. All encumbrances affecting the newly created lots are checked with the owner's certificate of title. All newly created lots are checked for proper legal access to an existing government road. c. For all File Plan maps, all mathematical calculations are checked and land titles, ownership of land, names of adjoining property owners are checked and verified before the map is accepted for recordation at the Bureau of Conveyances. Official copies of these approved File Plans and the computations for each are kept on file.	AGS-211	HRS 26-6, HRS 107-3, HRS 501, HRS 502, and HRS 205A

Department of Accounting and General Services
Priority List of Functions

Table 2

Priority #	Description of Function	Activities	Prog ID(s)	Statutory Reference (HRS, PL, etc.)
		<p>d. Prepares, furnishes and maintains maps and descriptions of public lands required by State agencies for the issuance of Governor's Executive Orders, general leases, grants of easements as well as the sale of government lands or purchase of private lands for public purposes.</p> <p>e. Review Shoreline maps prepared by private or government Licensed Professional Land Surveyors submitted to the State of Hawaii for certification. Personal visits to the site may be necessary when controversy is encountered. Submits recommendation to the Chairperson of the Board of Land and Natural Resources.</p> <p>f. Serves as official depository of all Government Survey Registered Maps and other historic maps, field books, calculations and other survey information.</p>		
		<p>g. Furnishes copies of all subdivisions and boundary survey maps, copies of survey descriptions and other map products, including File Plan and Land Court maps to Government agencies, private organizations and individuals.</p> <p>h. Performs preliminary field survey work to set the boundaries of various government parcels and places permanent markers on the boundary corners.</p> <p>i. Performs the field check of all original Land Court Applications transmitted to the Division by the Land Court.</p> <p>j. Provides maps and descriptions of Hawaiian Home Lands statewide. Provides field survey services when possible.</p> <p>k. Provides topographic and boundary surveys for schools and other public projects requested by State agencies.</p>		

Department of Accounting and General Services
Priority List of Functions

Table 2

Priority #	Description of Function	Activities	Prog ID(s)	Statutory Reference (HRS, PL, etc.)
6	AGS-104, Internal Post Audit			
	To achieve complete compliance with the State Comptroller's established accounting procedures and internal controls by the State's executive departments and agencies through financial and compliance audits.	<ul style="list-style-type: none"> a. Annual audits required by statute or external mandate. b. Annual audits by request. c. State department and agency requests with urgent needs. d. Audits of other departments and agencies not requiring annual audits but scheduled on a cyclical basis. 	AGS-104	HRS 26-6, HRS 40-2, HRS 40-7, HRS 40-83, HRS 560:3-1214
7	AGS-131, Office of Information Management and Technology - Chief Information Officer Program			
	Develop statewide information technology strategic plans, as well as organize, manage, and oversee statewide information technology governance and supervision and oversight of the Information and Communication Services Division.	<ul style="list-style-type: none"> a. Develop, implement, and manage statewide technology governance. b. Develop, implement, and manage the State information technology strategic plans. c. Develop and implement statewide technology standards. d. Chair and work in conjunction with the Information Technology Steering Committee to: 1) develop and implement State information technology strategic plans; 2) Assess executive branch departments progress in meeting objectives defined in the state information technology strategic plans and identify best practices for shared or consolidated services; 3) Ensure 	AGS-131 New ID to be assigned next biennium	HRS 27-43

Department of Accounting and General Services
Priority List of Functions

Table 2

Priority #	Description of Function	Activities	Prog ID(s)	Statutory Reference (HRS, PL, etc.)
		technology projects are selected based on their potential impact and risk to the State as well as their strategic value; 4) Ensure that executive branch departments maintain sufficient tools to assess the value and benefits of technology initiatives; and 5) Clarify the roles, responsibilities, and authority of the Information and Communication Services Division specifically as it relates to statewide duties.		
7	AGS-131, Information Processing & Communication Services			
	Plans, coordinates, organizes , directs, and administers the statewide information processing and telecommunications services and programs, and establishes and operates an overall program for improving government efficiency and effectiveness through telecommunications and information processing technologies.	<p>a. Administers, supports, and hosts State agency computing systems such as: Welfare, Child Support and Enforcement, General Excise & Income Tax, Unemployment Insurance Benefits, State Bureau of Conveyances, and Criminal Justice Information at the State's Data Center.</p> <p>b. Prints and accounts for over 10,000 checks and warrants and over 42,500 pages of reports per day for agencies statewide.</p> <p>c. Develops and operates the statewide Anuenue emergency first responder communications network and the statewide Next Generation Network (NGN) and HAWAIIAN data communications networks.</p> <p>d. Develops and maintains mission critical information processing applications such as State Employee Payroll, FAMIS, Warrant Writer & Reconciliation, Professional Licensing, Labor</p>	AGS-131	HRS 26-6

Department of Accounting and General Services
Priority List of Functions

Table 2

<u>Priority #</u>	<u>Description of Function</u>	<u>Activities</u>	<u>Prog ID(s)</u>	<u>Statutory Reference</u> (HRS, PL, etc.)
		Unemployment, Personnel Systems, Jury Payroll, and Campaign Spending. e. Reviews all executive branch computing and telecommunications referrals/requests. f. Manages and schedules the statewide networked video conference centers. g. Provides cyber security consulting and alerts to all State and county agencies. h. Hosts e-mail, Blackberry, and Anti-spam for 65% of the Executive Branch. i. Hosts, develops, and supports 90 URLs (uniform resource locator) for state agencies.		
		j. Develops and executes Statewide telecommunications contracts. k. Assists agencies during audits to ensure compliance with IRS Publication 1075-Tax Information security guidelines and undergoes annual Statement on Standards for Attestation Engagements (SSAE) No. 16 audits.		

Department of Accounting and General Services
Priority List of Functions

Table 2

Priority #	Description of Function	Activities	Prog ID(s)	Statutory Reference (HRS, PL, etc.)
8	AGS-240, State Procurement			
	Coordinates, plans and develops statewide procurement procedures, standards, and guidelines to ensure compliance with all procurement statutes, rules, directives and policies. Assists in statewide planning to implement procurement goals and objectives for all governmental agencies. Establishes and amends policies, procedures, and administrative rules to maintain a highly ethical and professional procurement program. Develops and administers a statewide educational orientation and training program for purchasing personnel, provider organizations, and all other interested parties. Procures or supervises the procurement of all goods, services, and construction. Issues and manages statewide contracts for use by State and county agencies. Manages the centralized statewide Fixed Asset and Inventory System, a computerized property inventory records system. Supports the accountability, financial reporting and risk analysis for State-owned properties.	<p>a. Plans organizes, directs, and coordinates the various procurement, surplus property and inventory management activities within its powers under Chapters 103D and 103F, HRS.</p> <p>b. Develops rules and procedures to implement the requirements of the Hawaii Public Procurement Code and the Purchases of Health and Human Services statute for all governmental bodies of the State, including the several counties. Provides procurement training, administers the Hawaii Electronic Procurement System and manages website services. Provides assistance to small businesses and maintains various preferences.</p> <p>c. Procures or supervises the procurement of goods, services, and construction. Provides consulting services and technical guidance. Administers and manages the statewide purchasing card program. Manages the statewide process for procuring health and human services.</p>	AGS-240	HRS 103D-203, HRS 103D-205, HRS 103D-206, and HRS 103F-301
		<p>d. Consolidates, quality controls and reports inventory data to prepare the State of Hawaii's financial statements. Manages and maintains the centralized statewide excess State property listing. Maintains the transfer of property document file to confirm and verify the transferring of property between State agencies. Advises agencies on the inventory management of State-owned, Federal-owned, contract and donated property. Conducts field reviews of State agencies to test the accuracy of their inventory and ensure compliance to policies and procedures pertaining to the inventory management of State property.</p>		HRS 103D-1203 and HRS 103D-1204

Department of Accounting and General Services
Priority List of Functions

Table 2

Priority #	Description of Function	Activities	Prog ID(s)	<u>Statutory Reference</u> (HRS, PL, etc.)
9	AGS-901, General Administrative Services			
	Comptroller's Office/District Offices - Under the general direction of the Governor of the State of Hawaii, plans, directs and coordinates the various activities of the department within the scope of laws and established policies and regulations.	Provides administrative and management oversight of the department.	AGS-901	HRS 26-6
	Administrative Services Office - Provides the department with internal management, fiscal and office services and administers the statewide Risk Management Program. Provides general internal management assistance to the Comptroller in exercising responsibilities as executive of the department, including staff studies, reviews, and reports on organizational structures, work processes, procedures, and policies established for the department.	Provides budgeting, fiscal, and administrative support to the divisions, offices, and attached agencies of the department.		
	Personnel Office - Administers the personnel management program for the department to include position classification and compensation, employee relations, recruitment and evaluation, selection and placement, labor relations, employee training and development, safety, affirmative action and equal employment opportunity, personnel transactions and maintenance of personnel records.	Provides human resource management support and services to the Department's divisions, offices, and attached agencies.		
	Systems and Procedures Office - Coordinates and advises the Comptroller on all functions pertaining to computer applications, local and wide area networks. The office has the functional responsibility for the development, implementation, and maintenance of computer systems under the administrative control of the Department of Accounting and General Services; formulates information processing policies and procedures; plans, coordinates and conducts systems analysis design and computer programming by utilizing available resources to support the computer and networking needs of the department; and operates and maintains the departmental minicomputer, local and wide area networks.	Provides the department with software and hardware to meet specific business unit requirements.		

Department of Accounting and General Services
Priority List of Functions

Table 2

Priority #	Description of Function	Activities	Prog ID(s)	Statutory Reference (HRS, PL, etc.)
10	AGS-223, Office Leasing.			
	Provides centralized office leasing services to departments of the Executive Branch, as well as guidance to other government agencies. Secures functional, appropriate work space for user agencies at cost-effective lease rental rates and terms.	<ul style="list-style-type: none"> a. Assists user departments in assessing and documenting their lease space needs. b. Locates functional as well as cost effective office space. c. Negotiates technical lease terms and conditions with lessors, agents or legal representatives (to include design and construction of tenant improvements, compliance with prevailing wages, ADA requirements, hazardous materials identification, real property and conveyance tax requirements, and tax clearance compliance). d. Prepares and processes office lease documents through the Attorney General's office. e. Processes monthly lease rental payments to lessors, and prepares billings for lease rent reimbursements from user departments. f. Provides lease administration over all office leases 	AGS-223	HRS 26-6, HRS 171-30
		<ul style="list-style-type: none"> and municipal financing leases. g. Where appropriate, lease office space in DAGS controlled facilities to the public sector, and pursue approval through the DLNR, Board of Land and Natural Resources. 		
11	AGS-203, State Risk Management & Insurance Administration			
	Protects the State against catastrophic losses and minimize the total cost of insuring risk and operates a comprehensive risk management and insurance program.	<ul style="list-style-type: none"> a. Purchase property, liability, and crime insurance based on analysis of premium cost (including deductible limits) relative to funds available in the State Risk Management Revolving Fund. b. Review and update as necessary the basis and information for the Risk Management Cost Allocation. c. Investigate, negotiate, and settle tort and auto claims and incidents reported. d. Initiate and resolve property and liability claims with insurance companies. 	AGS-203	HRS 26-6, HRS 41D

Department of Accounting and General Services
Priority List of Functions

Table 2

Priority #	Description of Function	Activities	Prog ID(s)	Statutory Reference (HRS, PL, etc.)
12	AGS-251, Automotive Management-Motor Pool			
	Operates a centralized motor pool for the state by purchasing, renting, maintaining, and repairing vehicles for various agencies. Provides vehicle maintenance, repair and fueling services for non-pool state vehicles.	Utilization and maintenance of existing fleet and outside purchase of repair service for non-motor pool vehicles.	AGS-251	HRS 26-6(a)(4)
13	AGS-252, Automotive Management-Parking Control			
	Operates and maintains parking facilities; controls and enforces parking rules and regulations; issues parking violation citations; operates and maintains parking meters and gate control equipment; collects money from meters and attendant controlled lots; directs and controls traffic in/out and within parking facilities; and provides first responder security patrols of parking facilities.	a. Collection of parking fees. b. Maintain parking facilities so that they are safe and clean.	AGS-252	HAR 3-30
14	AGS-244, Surplus Property Management			
	Manages, coordinates and maintains the acquisition, storage, transfer and distribution of Federal and State surplus personal property. Promotes the acquisition and distribution of surplus property to eligible State and county agencies and private organizations.	a. Distributes Federal and State surplus personal property to eligible agencies and organizations. Maintains surplus property warehouse facilities for the storage of surplus property until the proper transfer, disposal or distribution processes are complete. Accounts for property and maintains records of financial transactions. Reviews applicant qualifications for eligibility and conducts compliance checks on proper utilization of property. b. Develops rules, operating policies and procedures to achieve compliance with pertinent Federal and State statutes, policies and regulations.	AGS-244	HRS 103D-1103
15	AGS-233, Central Services-Building Repairs & Alterations			
	Provides for the overall management of repair and maintenance and a preventative maintenance program for all assigned State office buildings located in the civic center and outlying areas.	a. Maintain the useful life of assigned public buildings, public libraries, health and civic centers statewide by performing minor and selected major repairs. In addition, emergency repairs are completed by immediately removing unsafe barriers or conditions. b. Other major repair work is completed through informal 3-quote, Hawaii Electronic Procurement System (HePS) or delegated to DAGS-Public Works Division.	AGS-233	HRS 26-6

Department of Accounting and General Services
Priority List of Functions

Table 2

Priority #	Description of Function	Activities	Prog ID(s)	Statutory Reference (HRS, PL, etc.)
16	AGS-231, Central Services-Custodial			
	Provides housekeeping services for assigned state buildings and centralized payment of utilities and maintenance contracts for assigned state buildings.	<ul style="list-style-type: none"> a. Provides for housekeeping/janitorial services at assigned state buildings. b. Processes payment of all utility and maintenance service contracts and other vendor payments. c. Develops and ensures compliance of various essential service contracts by monitoring mechanical systems and equipment contracts in state buildings. 	AGS-231	HRS 26-6
17	AGS-232, Central Services-Grounds Maintenance			
	Provides grounds maintenance at assigned state office buildings, libraries, civic centers, health centers, and cemeteries.	<ul style="list-style-type: none"> a. Maintain grounds surrounding state office buildings by providing a variety of grounds maintenance services- weeding, watering, chemical spraying, and grass cutting on a regular basis. b. Maintain and trim trees, palm, and coconut trees surrounding public buildings by implementing regular tree trimming schedules via contract to prevent liability. c. Collect and dispose of refuse from assigned state office buildings, libraries, civic centers, health centers, and cemeteries by picking up refuse on a regular basis. 	AGS-232	HRS 26-6
18	AGS-807, School Repairs & Maint.-Neighbor Isl. Districts			
	Provides for the overall planning and management of repair and maintenance support to school and public building facilities, and coordinates these functions with the Department of Education.	Provide a safe and conducive learning environment for the public schools on the neighbor islands by providing administrative, technical and trade related services to the Department of Education facilities.	AGS-807	HRS 26-6

Department of Accounting and General Services
Priority List of Functions

Table 2

Priority #	Description of Function	Activities	Prog ID(s)	Statutory Reference (HRS, PL, etc.)
19	AGS-101, Accounting System Development & Maintenance			
	Develops new statewide accounting systems or major enhancements to existing systems (i.e., FAMIS, Payroll System, Central Warrant Writing System, Warrant Reconciliation System, and Data Mart System) and provides related user training, conversion, implementation and post implementation support; maintains and manages existing statewide accounting systems; and establishes, maintains and manages the Statewide Accounting Manual, FAMIS Procedures Manual, and Data Mart Manual and related State Accounting Forms to provide internal control over the accounting functions of the state.	<ul style="list-style-type: none"> a. Development of new systems / modifications to existing systems. b. Maintenance / management of accounting manuals / forms. 	AGS-101	HRS 40-2 and HRS 40-6
20	AGS-891, Wireless Enhanced Board			
	The Board oversees the implementation of Wireless enhanced 911 service by wireless providers and the PSAPs by administering policies and statutes applicable to the Board; collecting assessments from the wireless phone users; and distributing funds to the PSAPs and wireless carriers to upgrade and maintain the 911 system to be able to identify and locate wireless 911 callers.	<ul style="list-style-type: none"> a. Administrative functions to attain goals and objectives of the Board. b. Surcharge collections. c. Reimbursing the Public Safety Answering Points and Wireless Service Providers. 	AGS-891	HRS 138

Department of Accounting and General Services
Priority List of Functions

Table 2

Priority #	Description of Function	Activities	Prog ID(s)	Statutory Reference (HRS, PL, etc.)
21	AGS-889, Spectator Events & Shows-Aloha Stadium			
	A special-funded program which maintains, operates, and manages the Aloha Stadium and appurtenant facilities; prescribes and collects rents, fees, and charges for the use and enjoyment of the stadium or any of its facilities; supports and assists in the promotion of Hawaii's visitor industry and socio-cultural advancement; and exercises all powers necessary, incidental or convenient to carry out and effectuate this function.	<p>a. Program planning; promotion of facilities; directs, coordinates, and controls operations and maintenance of facilities.</p> <p>b. Internal management, fiscal, budgetary, personnel, and administrative services; contract management and payroll processing; and preparing testimony and tracking legislation affecting the Stadium Authority.</p> <p>c. Directing event, scoreboard, parking, and swap meet operations.</p> <p>d. Engineering and related administrative matters and overall planning, control and coordination of the development, construction, maintenance and general services programs for the stadium, artificial field surface, and appurtenant facilities.</p> <p>e. Box Office operations to include cashiering, computerized interface with other ticketing agencies, and ticket sales activities.</p>	AGS-889	HRS 109, HRS 226-8b(1)(2) and (3) and HRS 226-23
		f. Security services; disaster and evacuation planning.		
22	AGS-881, State Foundation on Culture and the Arts			
	The State Foundation on Culture and the Arts (SFCA) mission is to promote, perpetuate, preserve, and encourage culture and the arts, history and the humanities as central to the quality of life of the people of Hawaii. The SFCA through its programs offers biennium grants to support funding for projects that preserve and further culture and the arts, history and the humanities, administers statewide public visual arts program; conducts apprenticeship program to perpetuate cultural traditions, collaborates with organizations and educational institutions on arts education projects, conducts workshops, and provides staff resources to build communities, develop nonprofit arts organizations, and bolster the careers of local artists.	<p>a. Manage and operate the SFCA Biennium Grants Program in accordance with federal partnership with the National Endowment for the Arts.</p> <p>b. Manage and operate community projects and initiatives in accordance with federal partnership with the National Endowment for the Arts.</p> <p>c. Manage and operate the Art in Public Places Program.</p> <p>d. Manage and operate the Hawaii State Art Museum.</p>	AGS-881	HRS 9 and HRS 103-8.5

Department of Accounting and General Services
Priority List of Functions

Table 2

Priority #	Description of Function	Activities	Prog ID(s)	Statutory Reference (HRS, PL, etc.)
23	AGS-818, King Kamehameha Celebration Commission			
	Coordinates, plans, and administers the annual King Kamehameha celebration throughout the State by working with State, County, and private agencies.	<p>a. To honor and perpetuate the life and deeds of King Kamehameha I and to enrich the leisure time of residents and visitors through cultural presentations during a month long statewide celebration of traditional arts, crafts, skills, customs, and lores of the various ethnic groups in Hawaii.</p> <p>b. Secure consistent funding resources to sustain program and activities.</p>	AGS-818	HRS 8-5
24	AGS-879, Office of Elections			
	The Office of Elections conducts efficient, honest, open and secure elections under federal and state laws and constitutions; provides accessible voter registration opportunities and encourages voter turnout; and develops voter education initiatives to disseminate information to the public.	<p>a. Provide voter registration services.</p> <p>b. Provide voter education services.</p> <p>c. Provide voter orientation to naturalized citizens.</p>	AGS-879	HRS 11-1.5(a), HRS 11-2(b), and HRS 11-2(d)
25	AGS-871, Campaign Spending Commission			
	The primary function of the Campaign Spending Commission is to provide transparency of campaign contributions and expenditures so we have an informed electorate and to provide integrity through review and compliance. This entails building, maintaining, and modifying web-based electronic filing systems. Other functions include: 1) Seeking compliance by candidates, committees, corporations, contributors, and those making independent expenditures through education & enforcement. Reports are reviewed, investigations are made, conciliations and complaints drafted to ensure compliance with the laws and rules; 2) Providing classes, guidebooks, advisory opinions, and answering requests for information and interpretations of the law; 3) Proposing legislation and rule changes in order to maintain transparency for the public, to assist in enforcement of statutory provisions, to increase compliance with laws; and 4) Administering the partial public funding program and the comprehensive public funding program.	<p>a. Ensure compliance with campaign finance laws by: 1) Simplifying and clarifying laws and rules; 2) Employing enforcement mechanisms such as fines, administrative proceedings, and court actions; and 3) Providing training, responding to advisory opinion requests, and answering day-to-day questions.</p> <p>b. Evaluate technological capacity regarding our three electronic filing systems to improve reporting, disclosure, access, and compliance.</p> <p>c. Execute all duties for the 2012 elections including implementation of the partial and comprehensive public funding programs.</p> <p>d. Increase candidate, committee, corporation, and public education, awareness, and access by providing training, improving web-based information, and meeting with parties.</p> <p>e. Enhance and supplement communication efforts</p>	AGS-871	HRS 11-193, HRS 11-210, 11-314, HRS 11-435, & Act 244, SLH 2008
		with candidates, committees, corporations, and the public through technology and social media applications (i.e., Facebook and Twitter).		

Department of Accounting and General Services
Resources by Program ID

Table 3

Prog ID	Program Title	MOF	As budgeted in Act 164/11 (FY12)			Governor's Submittal (FY13)			Percent Change of \$\$\$
			Pos (P)	Pos (T)	\$\$\$	Pos (P)	Pos (T)	\$\$\$	
AGS-101/CA	Acct System Development & Maintenance	A	6.00		513,981	6.00		499,348	-2.8%
AGS-102/CB	Expenditure Examination	A	16.00		1,098,527	16.00		1,074,357	-2.2%
AGS-103/CC	Recording and Reporting	A	11.00		694,124	11.00		753,395	8.5%
AGS-104/BA	Internal Post Audit	A	6.00		441,975	6.00		428,238	-3.1%
AGS-111/DA	Archives-Records Management	A	16.00		780,072	16.00	2.00	929,774	19.2%
AGS-131/EA	Info Proc and Comm Services-Administration	A	7.00		809,669	9.00	2.00	11,052,259	1265.0%
AGS-131/EB	Info Proc and Comm Services-Sys Svcs	A	12.00		2,120,034	12.00		2,117,484	-0.1%
AGS-131/EC	Info Proc and Comm Services-Prod Svcs	A	38.00		2,640,473	38.00		2,758,464	4.5%
AGS-131/ED	Info Proc and Comm Services-Tech Supp Svcs	A	16.00		1,354,703	16.00		1,319,624	-2.6%
AGS-131/EE	Info Proc and Comm Services-Client Svcs	A	25.00		1,871,655	25.00		1,817,165	-2.9%
AGS-131/EF	Info Proc and Comm Services-Telecomm	A	17.00		3,608,389	17.00		3,586,172	-0.6%
AGS-203/AD	State Risk Mgmt and Insurance Administration	A			6,987,995			5,987,995	-14.3%
AGS-211/HA	Land Survey	A	10.00		646,586	10.00		627,633	-2.9%
AGS-221/IA	Public Works-Planning, Design, and Constr	A	16.00		1,199,707	16.00		1,160,938	-3.2%
AGS-223/IB	Office Leasing	A	4.00		10,613,034	4.00		10,304,702	-2.9%
AGS-231/FA	Central Services -Custodial - Oahu	A	97.00		12,510,766	97.00		11,794,618	-5.7%
AGS-231/FB	Central Services -Custodial - Hawaii	A	9.00		908,117	9.00		898,023	-1.1%
AGS-231/FC	Central Services -Custodial - Maui	A	7.00		899,768	7.00		892,230	-0.8%
AGS-231/FD	Central Services -Custodial - Kauai	A	4.00		910,194	4.00		905,665	-0.5%
AGS-231-FW	Central Services -Custodial - Washington Place					2.00	1.00	174,084	#DIV/0!
AGS-232/FE	Central Services-Grounds Maintenance - Oahu	A	21.00		1,366,317	21.00		1,339,677	-1.9%
AGS-232/FF	Central Services-Grounds Maintenance - Hawaii	A	2.00		105,449	2.00		103,223	-2.1%
AGS-232/FG	Central Services-Grounds Maintenance - Maui	A	4.00		177,619	4.00		173,167	-2.5%
AGS-232/FH	Central Services-Grounds Maintenance - Kauai	A	-		3,549	-		3,549	0.0%
AGS-233/FK	Central Services-Bldg Rep and Alt - Oahu	A	29.00		2,499,503	29.00		2,448,660	-2.0%
AGS-233/FL	Central Services-Bldg Rep and Alt - Hawaii	A	2.00		158,247	2.00		155,263	-1.9%
AGS-233/FN	Central Services-Bldg Rep and Alt - Kauai	A	1.00		102,549	1.00		101,057	-1.5%
AGS-233FM	Central Services-Bldg Rep and Alt - Maui	A	1.00		99,835	1.00		98,343	-1.5%
AGS-240/JA	State Procurement Office	A	22.00		1,014,722	22.00		1,089,605	7.4%
AGS-807/FP	Sch Rep and Mtnce, Neighbor Isle Dist-Hawaii	A	33.00		1,857,322	33.00		1,806,747	-2.7%
AGS-807/FQ	Sch Rep and Mtnce, Neighbor Isle Dist-Maui	A	26.00		1,517,269	26.00		1,476,221	-2.7%
AGS-807/FR	Sch Rep and Mtnce, Neighbor Isle Dist-Kauai	A	19.00		1,095,815	19.00		1,065,005	-2.8%
AGS-879/OA	Office of Elections	A	17.50	12.44	1,829,581	17.50	8.44	2,603,423	42.3%
AGS-881/LA	State Foundation on Culture and the Arts	A	-		936,332	-		215,284	-77.0%
AGS-901/AA	General Administrative Services-Compt Office	A	10.00		1,142,357	10.00		1,117,268	-2.2%

Department of Accounting and General Services
Resources by Program ID

Table 3

Prog ID	Program Title	MOF	As budgeted in Act 164/11 (FY12)			Governor's Submittal (FY13)			Percent Change of \$\$\$
			Pos (P)	Pos (T)	\$\$\$	Pos (P)	Pos (T)	\$\$\$	
AGS-901/AB	General Administrative Services-ASO	A	11.00		681,078	11.00		660,547	-3.0%
AGS-901/AC	General Administrative Services-Pers Office	A	9.00		454,267	9.00		439,788	-3.2%
AGS-901/AE	General Administrative Services-Sys & Proc Off.	A	5.00		416,562	5.00		405,897	-2.6%
AGS-131-EA	Info Proc and Comm Services-Administration	B		1.00	74,410	7.00	1.00	86,944	16.8%
AGS-231/FA	Central Services -Custodial - Oahu	B			58,744			58,744	0.0%
AGS-881/LA	State Foundation on Culture and the Arts	B	15.50	1.00	4,215,466	16.50		4,175,415	-1.0%
AGS-889/MA	Spectator Events & Shows-Aloha Stadium	B	38.50	2.00	8,944,121	38.50	2.00	8,841,719	-1.1%
AGS-891/PA	Wireless Enhanced 911 Board	B			14,000,000			9,000,000	-35.7%
AGS-879/OA	Office of Elections	N	0.50	1.00	7,473,714	0.50	1.00	7,471,636	0.0%
AGS-881/LA	State Foundation on Culture and the Arts	N	5.00		1,306,936	5.00		1,298,127	-0.7%
AGS-818/KA	King Kamehameha Celebration Commission	T		1.00	57,874		1.00	55,280	-4.5%
AGS-871/NA	Campaign Spending Commission	T	5.00		1,108,051	5.00		4,657,202	320.3%
AGS-111/DA	Archives-Records Management	U						200,000	#DIV/0!
AGS-131/EA	Info Proc and Comm Services-Administration	U	5.00		1,188,911	5.00		1,188,911	0.0%
AGS-131/EB	Info Proc and Comm Services-Sys Svcs	U	1.00		568,980	1.00		568,980	0.0%
AGS-131/EC	Info Proc and Comm Services-Prod Svcs	U	17.00		750,207	17.00		750,207	0.0%
AGS-131/EE	Info Proc and Comm Services-Client Svcs	U	10.00		804,486	10.00		804,486	0.0%
AGS-211/HA	Land Survey	U			285,000			285,000	0.0%
AGS-223/IB	Office Leasing	U			5,500,000			5,500,000	0.0%
AGS-231/FA	Central Services -Custodial - Oahu	U			1,099,084			1,699,084	54.6%
AGS-233-FK	Central Services-Bldg Rep and Alt - Oahu	U			-			100,000	#DIV/0!
AGS-807/FP	Sch Rep and Mtnce, Neighbor Isle Dist-Hawaii	U			670,000			670,000	0.0%
AGS-807/FQ	Sch Rep and Mtnce, Neighbor Isle Dist-Maui	U			530,000			530,000	0.0%
AGS-807/FR	Sch Rep and Mtnce, Neighbor Isle Dist-Kauai	U			300,000			300,000	0.0%
AGS-881/LA	State Foundation on Culture and the Arts	U			625,000	1.50		821,198	31.4%
AGS-901/AB	General Administrative Services-ASO	U	1.00		73,998	1.00		70,578	-4.6%
AGS-901/AC	General Administrative Services-Pers Office	U	1.00		72,505	1.00		69,217	-4.5%
AGS-203/AD	State Risk Mgmt and Insurance Administration	W	4.00		25,285,334	4.00		25,271,640	-0.1%
AGS-221/IA	Public Works-Planning, Design, and Constr	W			4,000,000			4,000,000	0.0%
AGS-244/JC	Surplus Property Management	W	5.00		1,798,996	5.00		1,786,042	-0.7%
AGS-251/GA	Automotive Management - Motor Pool	W	12.50		2,549,863	12.50		2,515,558	-1.3%
AGS-252/GB	Automotive Management - Parking Control	W	24.50		3,355,757	24.50		3,304,697	-1.5%
			675.00	18.44	\$ 152,765,579	688.50	18.44	\$ 160,465,557	5.0%

Department of Accounting and General Services
Current Year (FY12) Restrictions

Table 4

Prog ID	MOF	Restriction \$\$\$	<u>Percent of Act 164/11</u>	
			<u>Appropriation</u>	<u>Impact</u>
AGS-131/EA	B	\$ 2,180	2.9%	Labor Savings
AGS-881/LA	B	\$ 37,165	0.9%	Labor Savings
AGS-889/MA	B	\$ 96,880	1.1%	Labor Savings
AGS-203/AD	W	\$ 12,895	0.1%	Labor Savings
AGS-244/JC	W	\$ 12,199	0.7%	Labor Savings
AGS-251/GA	W	\$ 32,305	1.3%	Labor Savings
AGS-252/GB	W	\$ 48,082	1.4%	Labor Savings
AGS-901/AB	U	\$ 3,278	4.4%	Labor Savings
AGS-901/AC	U	\$ 3,152	4.3%	Labor Savings
AGS-879/OA	N	\$ 1,946	0.0%	Labor Savings
AGS-881/LA	N	\$ 8,248	0.6%	Labor Savings
AGS-818/KA	T	\$ 2,420	4.2%	Labor Savings
AGS-871/NA	T	\$ 24,115	2.2%	Labor Savings

Department of Accounting and General Services
Proposed Budget Reductions

Revised
Table 5

<u>Request Category</u>	<u>Prog ID</u>	<u>Description of Reduction</u>	<u>Impact of Reduction</u>	<u>MOF</u>	<u>Pos (P) FY13</u>	<u>Pos (T) FY13</u>	<u>\$\$\$\$ FY13</u>	<u>Carry-over? (Y/N)</u>
LS	AGS-101/CA	Labor Savings	None - Reflects collective bargaining labor savings	A			14,633	N
LS	AGS-102/CB	Labor Savings	None - Reflects collective bargaining labor savings	A			24,170	N
LS	AGS-103/CC	Labor Savings	None - Reflects collective bargaining labor savings	A			20,729	N
LS	AGS-104/BA	Labor Savings	None - Reflects collective bargaining labor savings	A			13,737	N
LS	AGS-111/DA	Labor Savings	None - Reflects collective bargaining labor savings	A			25,298	N
LS	AGS-131/EA	Labor Savings	None - Reflects collective bargaining labor savings	A			24,551	N
LS	AGS-131/EB	Labor Savings	None - Reflects collective bargaining labor savings	A			30,300	N
LS	AGS-131/EC	Labor Savings	None - Reflects collective bargaining labor savings	A			82,537	N
LS	AGS-131/ED	Labor Savings	None - Reflects collective bargaining labor savings	A			35,079	N
LS	AGS-131/EE	Labor Savings	None - Reflects collective bargaining labor savings	A			77,278	N
LS	AGS-131/EF	Labor Savings	None - Reflects collective bargaining labor savings	A			37,873	N
LS	AGS-211/HA	Labor Savings	None - Reflects collective bargaining labor savings	A			18,953	N
LS	AGS-221/IA	Labor Savings	None - Reflects collective bargaining labor savings	A			38,769	N
LS	AGS-223/IB	Labor Savings	None - Reflects collective bargaining labor savings	A			8,332	N
LS	AGS-231/FA	Labor Savings	None - Reflects collective bargaining labor savings	A			116,148	N
LS	AGS-231/FB	Labor Savings	None - Reflects collective bargaining labor savings	A			10,094	N
LS	AGS-231/FC	Labor Savings	None - Reflects collective bargaining labor savings	A			7,538	N
LS	AGS-231/FD	Labor Savings	None - Reflects collective bargaining labor savings	A			4,529	N

Department of Accounting and General Services
Proposed Budget Reductions

Revised
Table 5

<u>Request Category</u>	<u>Prog ID</u>	<u>Description of Reduction</u>	<u>Impact of Reduction</u>	<u>MOF</u>	<u>Pos (P) FY13</u>	<u>Pos (T) FY13</u>	<u>\$\$\$\$ FY13</u>	<u>Carry-over? (Y/N)</u>
LS	AGS-232/FE	Labor Savings	None - Reflects collective bargaining labor savings	A			26,640	N
LS	AGS-232/FF	Labor Savings	None - Reflects collective bargaining labor savings	A			2,226	N
LS	AGS-232/FG	Labor Savings	None - Reflects collective bargaining labor savings	A			4,452	N
LS	AGS-233/FK	Labor Savings	None - Reflects collective bargaining labor savings	A			50,843	N
LS	AGS-233/FL	Labor Savings	None - Reflects collective bargaining labor savings	A			2,984	N
LS	AGS-233/FN	Labor Savings	None - Reflects collective bargaining labor savings	A			1,492	N
LS	AGS-233FM	Labor Savings	None - Reflects collective bargaining labor savings	A			1,492	N
LS	AGS-240/JA	Labor Savings	None - Reflects collective bargaining labor savings	A			37,298	N
LS	AGS-807/FP	Labor Savings	None - Reflects collective bargaining labor savings	A			50,575	N
LS	AGS-807/FQ	Labor Savings	None - Reflects collective bargaining labor savings	A			41,048	N
LS	AGS-807/FR	Labor Savings	None - Reflects collective bargaining labor savings	A			30,810	N
LS	AGS-879/OA	Labor Savings	None - Reflects collective bargaining labor savings	A			\$ 33,046	N
LS	AGS-901/AA	Labor Savings	None - Reflects collective bargaining labor savings	A			25,089	N
LS	AGS-901/AB	Labor Savings	None - Reflects collective bargaining labor savings	A			20,531	N
LS	AGS-901/AC	Labor Savings	None - Reflects collective bargaining labor savings	A			14,479	N
LS	AGS-901/AE	Labor Savings	None - Reflects collective bargaining labor savings	A			10,665	N
LS	AGS-131-EA	Labor Savings	None - Reflects collective bargaining labor savings	B			3,072	N
LS	AGS-881/LA	Labor Savings	None - Reflects collective bargaining labor savings	B			40,051	N

Department of Accounting and General Services
Proposed Budget Reductions

Revised
Table 5

<u>Request Category</u>	<u>Prog ID</u>	<u>Description of Reduction</u>	<u>Impact of Reduction</u>	<u>MOF</u>	<u>Pos (P) FY13</u>	<u>Pos (T) FY13</u>	<u>\$\$\$\$ FY13</u>	<u>Carry-over? (Y/N)</u>
LS	AGS-889/MA	Labor Savings	None - Reflects collective bargaining labor savings	B			102,402	N
LS	AGS-879/OA	Labor Savings	None - Reflects collective bargaining labor savings	N			2,078	N
LS	AGS-881/LA	Labor Savings	None - Reflects collective bargaining labor savings	N			8,809	N
LS	AGS-818/KA	Labor Savings	None - Reflects collective bargaining labor savings	T			2,594	N
LS	AGS-871/NA	Labor Savings	None - Reflects collective bargaining labor savings	T			25,849	N
LS	AGS-901/AB	Labor Savings	None - Reflects collective bargaining labor savings	U			3,420	N
LS	AGS-901/AC	Labor Savings	None - Reflects collective bargaining labor savings	U			3,288	N
LS	AGS-203/AD	Labor Savings	None - Reflects collective bargaining labor savings	W			13,694	N
LS	AGS-244/JC	Labor Savings	None - Reflects collective bargaining labor savings	W			12,954	N
LS	AGS-251/GA	Labor Savings	None - Reflects collective bargaining labor savings	W			34,305	N
LS	AGS-252/GB	Labor Savings	None - Reflects collective bargaining labor savings	W			51,060	N
PR	AGS-223/IB	Program Review	Reduction in Office Leasing	A			\$ 300,000	N
PR	AGS-203/AD	Program Review	Restriction of Risk Management General Funds	A			\$ 1,000,000	Y
PR	AGS-881/LA	Program Review	Change means of financing from general funds to Transient Accommodation Tax (TAT), Tourism Special Fund	A			\$ 936,332	N
O	AGS-881/LA	Other	Reduce interdepartmental transfer for increase in SFCA change in means of financing from general to TAT, Tourism Special Fund, provided in the Program Review Adjustments	U			\$ 215,284	N
O	AGS-881/LA	Other	Reduction for TANF funds	U			\$ 625,000	N

Department of Accounting and General Services
Proposed Supplemental Year Additions

Revised
Table 6

<u>Request Category</u>	<u>Prog ID</u>	<u>Description of Addition</u>	<u>Explanation</u>	<u>MOF</u>	<u>Pos (P)</u>	<u>Pos (T)</u>	<u>\$\$\$ FY13</u>
					<u>FY13</u>	<u>FY13</u>	
PR	AGS-881/LA	Change means of financing from general funds to Transient Accommodation Tax (TAT), Tourism Special Fund	Change means of financing from general funds to Transient Accommodation Tax (TAT), Tourism Special Fund	U			\$ 936,332
AP	AGS-131/EA	Business Process and IT/IRM Reengineering	OIMT and DAGS are requesting \$5M for consulting support to initiate Statewide business transformation and information technology (IT) modernization efforts that will align resources to strategic objectives, improve efficiency and effectiveness of the State government, and deliver greater value at reduced cost to citizens.	A			\$ 5,000,000

Department of Accounting and General Services
Proposed Supplemental Year Additions

<u>Request Category</u>	<u>Prog ID</u>	<u>Description of Addition</u>	<u>Explanation</u>	<u>MOF</u>	<u>Pos (P) FY13</u>	<u>Pos (T) FY13</u>	<u>\$\$\$ FY13</u>
AP	AGS-131/EA	Chief Information Officer Initiative - IT Integration Pilot Projects	<p>The objective of this request is to provide \$1.8 million in general funds to begin transforming the State's information technology systems and infrastructure. These funds will be used to develop and execute projects that will expand the use of operational capabilities by leveraging scalability, add or enhance operational capability and enhance maturity and organization skills. Cost-savings can be realized through these projects. These are one-time projects with only personnel costs occurring in the out years.</p> <p>The identified projects will result in reduced costs, increased employee productivity and process efficiencies, improved information assurance and cyber security standards, and enhanced capabilities and capacity.</p>	A		2.00	\$ 1,825,000
AP	AGS-111/DA	Chief Information Officer Initiative - IT Integration Pilot Projects, Hawaii State Digital Archives - General Funds	No mechanism currently exists to ensure the long term preservation of digital records the state creates and the state archives is mandated by law to preserve records of government.	A		2.00	\$ 175,000

Department of Accounting and General Services
Proposed Supplemental Year Additions

Revised
Table 6

<u>Request Category</u>	<u>Prog ID</u>	<u>Description of Addition</u>	<u>Explanation</u>	<u>MOF</u>	<u>Pos (P) FY13</u>	<u>Pos (T) FY13</u>	<u>\$\$\$ FY13</u>
AP	AGS-111/DA	Chief Information Officer Initiative - IT Integration Pilot Projects, Hawaii State Digital Archives - U Funds	No mechanism currently exists to ensure the long term preservation of digital records the state creates and the state archives is mandated by law to preserve records of government.	U			\$ 200,000
AP	AGS-131/EA	Chief Information Officer Initiative - Technology Triage to Ensure Business Operations of Mission Critical	This request is to ensure business operations of mission critical government services in the following areas: physical and cyber security, emergency responder communications, data backup and storage, electronic file transfer and critical systems redundancy for continuity of operations.	A	2.00		\$ 3,442,141
AP	AGS-131/EA	Chief Information Officer Initiative - Conversion of 7 Temporary Positions to Permanent. No additional special fund ceiling increase is required	Pursuant to Act 200, SLH 2010, (the Act) a new Chief Information Officer (CIO) position was created and assigned the responsibility to organize, manage, and oversee the statewide information technology governance. This is a permanent program therefore we are requesting to move the positions currently approved as temporary to permanent. The seven positions are funded by the Shared Services Technology Special Fund.	B	7.00		

Department of Accounting and General Services
Proposed Supplemental Year Additions

Revised
Table 6

<u>Request Category</u>	<u>Prog ID</u>	<u>Description of Addition</u>	<u>Explanation</u>	<u>MOF</u>	<u>Pos (P) FY13</u>	<u>Pos (T) FY13</u>	<u>\$\$\$ FY13</u>
O	AGS-103/CC	Additional General Funds to Hire a CPA Firm to Assist in the Preparation of the State's Comprehensive Annual Financial Report (CAFR)	New reporting standards issued by the Governmental Accounting Standards Board, have made the preparation of the State's Comprehensive Annual Financial Report (CAFR) complex and more time consuming to prepare. The late issuance of the CAFR has impacted the State's ability to issue general obligation bonds and may impact the receipt of federal funds in the future. The assistance by the CPA firm will enable the State to issue its CAFR within 7 months after the close of the fiscal year and its Single Audit by the federal deadline of March 31st.	A			\$ 80,000
O	AGS-881/LA	Restore General Funds for the DOE Artists in the Schools Program that were eliminated by the Program Review.	Artists in the Schools Program funding must be retained in General Funds as school programming would not meet TAT objectives.	A			\$ 215,284
O	AGS-231/FA	Increase in the U Fund Ceiling for AAFES Reimbursements	Reimbursement is necessary to recoup expenses for operational costs at AAFES Building which DAGS does not own.	U			\$ 600,000
O	AGS-233/FK	Establish a R&A U Fund Account for AAFES Reimbursements	Reimbursement is necessary to recoup repair costs incurred at AAFES Building up to \$100,000 each year for the next five years.	U			\$ 100,000

Department of Accounting and General Services
Proposed Supplemental Year Additions

Revised
Table 6

<u>Request Category</u>	<u>Prog ID</u>	<u>Description of Addition</u>	<u>Explanation</u>	<u>MOF</u>	<u>Pos (P) FY13</u>	<u>Pos (T) FY13</u>	<u>\$\$\$ FY13</u>
AP	AGS-881/LA	Increase in the U Fund Appropriation Ceiling Due to Additional TAT, Tourism Special Fund, From the Hawaii Tourism Authority. Includes restoring the .50 position counts and funding for the Accountant IV, Information Specialist III, and Secretary II positions.	The reinstatement of the three half positions would make possible work in public relations (including more comprehensive marketing), fiscal management (the SFCA was a model foundation prior to losing half of its fiscal staff in 2010) and support to the executive director and Commission (the need for skilled clerical support has not been adequately addressed in the current staffing plan).	U	1.50		\$ 100,150
O	AGS-881/LA	Converting the Arts Program Specialist III, Position No. 52289 from a Temporary to Permanent Position	The need for the Arts Program Specialist is to ensure continuity in project management through permanent status. The position has had an ongoing heavy workload since its inception approximately ten years ago.	B	1.00	(1.00)	
O	AGS-231/FW	Add positions and funds to Central Services - Custodial to reflect the transfer of Washington Place from the Office of the Governor	The transfer of Washington Place to the DAGS - Custodial Program will enhance and facilitate maintenance and up-keep efforts at Washington Place.	A	2.00	1.00	\$ 174,084

Department of Accounting and General Services
Non-General Fund Balances

Table 7

Name of Fund	Statutory Reference	MOF	Beginning FY12	Estimated FY12	Estimated FY12	Estimated FY12	Estimated FY12 Ending	Balance in Excess of
			Unencumbered Cash Balance	Revenues	Expenditures and Encumbrances	Net Transfers	Unencumbered Cash Balance	Program Needs
Central Services - Custodial Services	Act 164, SLH 2011	U	\$ -	\$ 1,099,000	\$ 1,099,000	\$ -	\$ -	\$ -
Surplus Federal Property Revolving Fund	Section 103D-1107, HRS	W	\$ 327,594	\$ 1,724,788	\$ 1,724,788	\$ -	\$ 327,594	\$ -
Spectator Events & Shows - Aloha Stadium	Section 109-3, HRS	B	\$ 5,536,165	\$ 7,487,684	\$ 9,924,323	\$ (2,500)	\$ 3,097,026	\$ -
Motor Vehicle Rental & Personal Car Mileage/CIP	Section 107-1.5, HRS	W	\$ 280,067	\$ 80,000	\$ 100,000	\$ -	\$ 260,067	\$ -
Office Leasing	Act 164, SLH 2011	U	\$ -	\$ 5,500,000	\$ 5,500,000	\$ -	\$ -	\$ -
Supplies, Services & Equipment for CIP Projects	Section 107-1.5, HRS	W	\$ 610,906	\$ 160,000	\$ 350,000	\$ -	\$ 420,906	\$ -
Public Works Accrued Vac/Sick Leave	Section 107-1.5, HRS	W	\$ 182,500	\$ 725,000	\$ 765,000	\$ -	\$ 142,500	\$ -
Genrl Adm Svcs - Accounting & General Svcs	Act 164, SLH 2011	U	\$ -	\$ 146,503	\$ 146,503	\$ -	\$ -	\$ -
Parking Control	Section 107.11, HRS	W	\$ 1,221,200	\$ 3,805,848	\$ 3,307,675	\$ -	\$ 1,719,373	\$ -
Stadium Manager's Discretionary Fund	Act 164, SLH 2011	B	\$ 909	\$ -	\$ 3,409	\$ 2,500	\$ -	\$ -
Works of Art Special Fund	Section 103-8.5, HRS	B	\$ 4,348,033	\$ 2,590,000	\$ 4,178,301	\$ -	\$ 2,759,732	\$ -
Motor Pool	Section 105-11, HRS	W	\$ 2,290,186	\$ 2,590,760	\$ 2,482,354		\$ 2,398,592	\$ -
State Risk Management Revolving Fund	Section 41D-4, HRS	W	\$ 23,300,233	\$ 12,995,000	\$ 18,000,000		\$ 18,295,233	\$ -
Information Processing Services	Act 164, SLH 2011	U	\$ 322,071	\$ 3,312,584	\$ 3,312,584		\$ 322,071	\$ -
Land Survey	Act 164, SLH 2011	U	\$ -	\$ 285,000	\$ 285,000		\$ -	\$ -
Central Services - Custodial Services	Act 164, SLH 2011	B	\$ -	\$ 58,744	\$ 58,744		\$ -	\$ -
School R&M, Neighbor Island Districts	Act 164, SLH 2011	U	\$ -	\$ 1,500,000	\$ 1,500,000		\$ -	\$ -
DHS(BESSD) - DAGS(SFCA) TANF Funds	Act 164, SLH 2011	U	\$ 25,640	\$ 13,978	\$ 39,618		\$ -	\$ -
Access Hawaii Committee	Act 101, SLH 2010	B	\$ 24,000	\$ 72,230	\$ 72,230		\$ 24,000	\$ -
Wireless Enhanced 911 Spl Fnd (Not S/T)	Section 138-3, HRS	B	\$ 13,028,477	\$ 8,200,000	\$ 18,988,983		\$ 2,239,494	\$ -
Parking Control Revolving Fund Escrow Acc	Act 329, SLH 1997	W	\$ 37,304				\$ 37,304	\$ -
Employees Sequestered Funds	Section 683-11, HRS	T	\$ 50,734	\$ 50,000	\$ 50,000		\$ 50,734	\$ -

Department of Accounting and General Services
Non-General Fund Balances

Table 7

Name of Fund	Statutory Reference	MOF	Beginning FY12	Estimated FY12	Estimated FY12	Estimated FY12	Estimated FY12 Ending	Balance in Excess of
			Unencumbered Cash Balance	Revenues	Expenditures and Encumbrances	Net Transfers	Unencumbered Cash Balance	Program Needs
OHA Ceded Lands Proceeds	Administratively Established	T	\$ -	\$ 29,102	\$ 29,102		\$ -	\$ -
Temporary Deposits - Administrative Services Office	Administratively Established	T	\$ 15,273	\$ 9,000	\$ 7,000		\$ 17,273	\$ -
Temporary Deposits - Automotive Management	Administratively Established	T	\$ 59,490	\$ 16,650	\$ 8,660		\$ 67,480	\$ -
Temporary Deposits - Public Works	Section 107-8, HRS	T	\$ 32,863	\$ -	\$ -		\$ 32,863	\$ -
Temporary Deposits - Central Purchasing	Section 103D-323, HRS & 103D-324, HRS	T	\$ -	\$ -	\$ -		\$ -	\$ -
State Foundation on Culture and the Arts	Administratively Established	T	\$ 182,596	\$ 28,000	\$ 15,000		\$ 195,596	\$ -
Hawai i State Employees US Savings Bond	Administratively Established	T	\$ -	\$ -	\$ -		\$ -	\$ -
Hawai i Election Campaign Fund	Section 11-217, HRS	T	\$ 4,141,216	\$ 350,000	\$ 1,142,126		\$ 3,349,090	\$ -
Stadium Authority's Account (Not in S/T)	Section 109-6, HRS	T	\$ 214,441	\$ 2,400,000	\$ 2,400,000		\$ 214,441	\$ -
Payroll Clearance Public Works	Administratively Established	T	\$ -	\$ 6,600,000	\$ 6,600,000		\$ -	\$ -
Captain Cook Memorial Fund	Section 6E-33, HRS	T	\$ 3,850				\$ 3,850	\$ -
Central Payroll Clearance	Administratively Established	T	\$ (743,371)	\$ 3,300,808,000	\$ 3,300,000,000		\$ 64,629	\$ -
Kamehameha Day Celebration-Donation/Gift	Section 8-5, HRS	T	\$ 1,190		\$ 57,874	\$ 56,684	\$ -	\$ -
Hawaii FYI	Administratively Established	T	\$ 6	\$ -	\$ -		\$ 6	\$ -
Temporary Deposits - Stadium Authority	Holding Account	T	\$ -	\$ -	\$ -		\$ -	\$ -
Nonpresentment of Warrants & Checks T/FD	Section 40-68, HRS	T	\$ 500,000	\$ 300,000	\$ 300,000		\$ 500,000	\$ -
University of Hawaii Ticket Receipts	Administratively Established	T	\$ 116	\$ 200	\$ 316		\$ -	\$ -
Donations for Voter Registration Drive	Act 301, SLH 1983, Section 100	T	\$ 153	\$ -	\$ -		\$ 153	\$ -
Returned ACH Payments	Administratively Established	T	\$ -	\$ 260,000	\$ 260,000		\$ -	\$ -
Kamehameha Day Celebration-Donation/Gift	Section 8-5, HRS	T	\$ 115,268	\$ 45,595		\$ (56,684)	\$ 104,179	\$ -

Department of Accounting and General Services
Emergency Appropriation Requests

Table 8

<u>Prog ID</u>	<u>Description of Request</u>	<u>MOF</u>	<u>Pos (P) FY12</u>	<u>Pos (T) FY12</u>	<u>\$\$\$ FY12</u>
AGS-879	To provide funding for the Voting and Vote Count System for the 2012 Elections.	A	-	-	\$ 1,725,000

Department of Accounting and General Services
Budget Decisions

Table 9

Prog ID	Description	MOF	Initial Department Request			Budget and Finance Recommendation			Governor's Decision		
			Pos (P)	Pos (T)	\$\$\$	Pos (P)	Pos (T)	\$\$\$	Pos (P)	Pos (T)	\$\$\$
AGS-101/CA	Labor Savings	A			(14,633)			(14,633)			(14,633)
AGS-102/CB	Labor Savings	A			(24,170)			(24,170)			(24,170)
AGS-103/CC	Labor Savings	A			(20,729)			(20,729)			(20,729)
AGS-104/BA	Labor Savings	A			(13,737)			(13,737)			(13,737)
AGS-111/DA	Labor Savings	A			(25,298)			(25,298)			(25,298)
AGS-131/EA	Labor Savings	A			(24,551)			(24,551)			(24,551)
AGS-131/EA	Labor Savings	B			(3,072)			(3,072)			(3,072)
AGS-131/EB	Labor Savings	A			(30,300)			(30,300)			(30,300)
AGS-131/EC	Labor Savings	A			(82,537)			(82,537)			(82,537)
AGS-131/ED	Labor Savings	A			(35,079)			(35,079)			(35,079)
AGS-131/EE	Labor Savings	A			(77,278)			(77,278)			(77,278)
AGS-131/EF	Labor Savings	A			(37,873)			(37,873)			(37,873)
AGS-203/AD	Labor Savings	W			(13,694)			(13,694)			(13,694)
AGS-211/HA	Labor Savings	A			(18,953)			(18,953)			(18,953)
AGS-221/IA	Labor Savings	A			(38,769)			(38,769)			(38,769)
AGS-223/IB	Labor Savings	A			(8,332)			(8,332)			(8,332)
AGS-231/FA	Labor Savings	A			(116,148)			(116,148)			(116,148)
AGS-231/FB	Labor Savings	A			(10,094)			(10,094)			(10,094)
AGS-231/FC	Labor Savings	A			(7,538)			(7,538)			(7,538)
AGS-231/FD	Labor Savings	A			(4,529)			(4,529)			(4,529)
AGS-232/FE	Labor Savings	A			(26,640)			(26,640)			(26,640)
AGS-232/FF	Labor Savings	A			(2,226)			(2,226)			(2,226)
AGS-232/FG	Labor Savings	A			(4,452)			(4,452)			(4,452)
AGS-233/FK	Labor Savings	A			(50,843)			(50,843)			(50,843)
AGS-233/FL	Labor Savings	A			(2,984)			(2,984)			(2,984)
AGS-233/FM	Labor Savings	A			(1,492)			(1,492)			(1,492)
AGS-233/FN	Labor Savings	A			(1,492)			(1,492)			(1,492)
AGS-240/JA	Labor Savings	A			(37,298)			(37,298)			(37,298)
AGS-244/JC	Labor Savings	W			(12,954)			(12,954)			(12,954)
AGS-251/GA	Labor Savings	W			(34,305)			(34,305)			(34,305)
AGS-252/GB	Labor Savings	W			(51,060)			(51,060)			(51,060)
AGS-807/FP	Labor Savings	A			(50,575)			(50,575)			(50,575)
AGS-807/FQ	Labor Savings	A			(41,048)			(41,048)			(41,048)
AGS-807/FR	Labor Savings	A			(30,810)			(30,810)			(30,810)
AGS-818/KA	Labor Savings	T			(2,594)			(2,594)			(2,594)
AGS-871/NA	Labor Savings	T			(25,849)			(25,849)			(25,849)
AGS-879/OA	Labor Savings	A			(33,046)			(33,046)			(33,046)
AGS-879/OA	Labor Savings	N			(2,078)			(2,078)			(2,078)
AGS-881/LA	Labor Savings	B			(40,051)			(40,051)			(40,051)

Department of Accounting and General Services
Budget Decisions

Table 9

Prog ID	Description	MOF	Initial Department Request			Budget and Finance Recommendation			Governor's Decision		
			Pos (P)	Pos (T)	\$\$\$	Pos (P)	Pos (T)	\$\$\$	Pos (P)	Pos (T)	\$\$\$
AGS-881/LA	Labor Savings	N			(8,809)			(8,809)			(8,809)
AGS-889/MA	Labor Savings	B			(102,402)			(102,402)			(102,402)
AGS-901/AA	Labor Savings	A			(25,089)			(25,089)			(25,089)
AGS-901/AB	Labor Savings	A			(20,531)			(20,531)			(20,531)
AGS-901/AB	Labor Savings	U			(3,420)			(3,420)			(3,420)
AGS-901/AC	Labor Savings	A			(14,479)			(14,479)			(14,479)
AGS-901/AC	Labor Savings	U			(3,288)			(3,288)			(3,288)
AGS-901/AE	Labor Savings	A			(10,665)			(10,665)			(10,665)
AGS-223/IB	Reduction in office leasing	A			(300,000)			(300,000)			(300,000)
AGS-881/LA	Change means of financing from general funds to	A			(936,332)			(936,332)			(936,332)
AGS-881/LA	Accommodation Tax (TAT)	U			936,332			936,332			936,332
AGS-203/AD	Restriction of Risk Management General Funds	A			(1,000,000)			(1,000,000)			(1,000,000)
AGS-231/FA	Additional Water and Sewer General Funds	A			600,000			-			-
AGS-131/EA	Business Process and IT/IRM Reengineering	A			5,000,000			5,000,000			5,000,000
AGS-131/EA	Chief Information Officer Initiative - IT Integration Pilot Projects	A		2.00	1,825,000		2.00	1,825,000		2.00	1,825,000
AGS-111/DA	Chief Information Officer Initiative - IT Integration Pilot Projects, Hawaii State Digital Archives - General Funds	A		2.00	175,000		2.00	175,000		2.00	175,000
AGS-111/DA	Chief Information Officer Initiative - IT Integration Pilot Projects, Hawaii State Digital Archives - U Funds	U			200,000			200,000			200,000
AGS-131/EA	Chief Information Officer Initiative - Technology Triage to Ensure Business Operations of Mission Critical	A	2.00		3,442,141	2.00		3,442,141	2.00		3,442,141
AGS-131/EA	Chief Information Officer Initiative - Conversion of 7 Temporary Positions to Permanent. No additional special fund ceiling increase is required.	B	7.00	(7.00)	-	7.00	-	-	7.00	-	-
AGS-103/CC	Additional General Funds to Hire a CPA Firm to Assist in the Preparation of the State's Comprehensive Annual Financial Report	A			80,000			80,000			80,000
AGS-881/LA	Restore General Funds for the DOE School In Artists Program That Were Eliminated by the Program Review	A			215,284			215,284			215,284

Department of Accounting and General Services
Budget Decisions

Table 9

Prog ID	Description	MOF	Initial Department Request			Budget and Finance Recommendation			Governor's Decision		
			Pos (P)	Pos (T)	\$\$\$	Pos (P)	Pos (T)	\$\$\$	Pos (P)	Pos (T)	\$\$\$
AGS-881/LA	Reduce interdepartmental transfer for increase in SFCA change in means of financing from general to TAT, Tourism Special Fund, provided in the Program Review Adjustments	U						(215,284)			(215,284)
AGS-231/FA	Increase in the U Fund Ceiling for AAFES Reimbursements	U			600,000			600,000			600,000
AGS-233/FK	Establish a R&A U Fund Account for AAFES Reimbursements	U			100,000			100,000			100,000
AGS-881/LA	Increase in the U Fund Appropriation Ceiling Due to Additional TAT Funds From the Hawaii Tourism Authority. Includes restoring the .50 position counts and funding for the Accountant IV, Information Specialist III, and Secretary II positions.	U	1.50		3,063,668	1.50		100,150	1.50		100,150
AGS-881/LA	Converting the Arts Program Specialist III, Position No. 52289 from a Temporary to Permanent Position	B	1.00	(1.00)	-	1.00	(1.00)	-	1.00	(1.00)	-
AGS-231/FA	Additional Equipment Maintenance Contract General Funds	A			347,336			-			-
AGS-881/LA	Reduction for TANF funding	U						(625,000)			(625,000)
AGS-231/FW	Add positions and funds to Central Services - Custodial to reflect the transfer of Washington Place from the Office of the Governor	A				2.00	1.00	182,588	2.00	1.00	174,084
	Total		11.50	(4.00)	13,100,635	13.50	4.00	8,532,085	13.50	4.00	8,523,581
	Total by MOF	A	2.00	4.00	8,504,211	4.00	5.00	7,739,463	4.00	5.00	7,730,959
		B	8.00	(8.00)	(145,525)	8.00	(1.00)	(145,525)	8.00	(1.00)	(145,525)
		N	-	-	(10,887)	-	-	(10,887)	-	-	(10,887)
		T	-	-	(28,443)	-	-	(28,443)	-	-	(28,443)
		U	1.50	-	4,893,292	1.50	-	1,089,490	1.50	-	1,089,490
		W	-	-	(112,013)	-	-	(112,013)	-	-	(112,013)
			11.50	(4.00)	13,100,635	13.50	4.00	8,532,085	13.50	4.00	8,523,581

Department of Accounting and General Services
Program Review Proposals

Table 10

Prog ID	Description	MOF	Budget and Finance Proposal			Department Proposal			Governor's Final Decision		
			Pos (P)	Pos (T)	\$\$\$	Pos (P)	Pos (T)	\$\$\$	Pos (P)	Pos (T)	\$\$\$
AGS-223/IB	Reduction in office leasing	A			(300,000)			(300,000)			(300,000)
AGS-881/LA	Change means of financing from general funds to Transient Accommodation Tax (TAT), Tourism Special Fund	A			(936,332)			(936,332)			(936,332)
AGS-881/LA	Same as above.	U			936,332			936,332			936,332
AGS-203/AD	Restriction of Risk Management General Funds	A			(1,000,000)			(1,000,000)			(1,000,000)

Department of Accounting and General Services
Position Vacant as of November 30

Table 11

<u>Prog ID</u>	<u>Date of Vacancy</u>	<u>Position Number</u>	<u>Position Title</u>	<u>SR Level</u>	<u>BU Code</u>	<u>Temp Perm (T/P)</u>	<u>FTE</u>	<u>MOF</u>	<u>Budgeted Amount</u>	<u>Actual Salary Last Paid</u>	<u>Exempt (Y/N)</u>	<u>Authority to Hire (Y/N)</u>	<u>Occupied by 89 Day Hire (Y/N)</u>
AGS-102	5/2/2011	03556	PRE AUDIT CLERK III	SR15A	03	P	1.00	A	\$ 44,412	\$ 44,412	N	Y	N
AGS-103	12/31/2009	03547	ACCOUNTING SYSTEM MANAGER	EM05	35	P	1.00	A	\$ 91,752	\$ 93,276	N	Y	N
AGS-103	8/1/2011	10010	ACCOUNTANT IV	SR22J	13	P	1.00	A	\$ 60,024	\$ 57,024	N	Y	N
AGS-103	4/18/2011	33289	ACCOUNTANT IV	SR22C	13	P	1.00	A	\$ 60,024	\$ 60,024	N	Y	N
AGS-103	8/1/2011	33892	SECRETARY II	SR14H	03	P	1.00	A	\$ 42,684	\$ 40,548	N	Y	N
AGS-111	11/23/2009	22294	ARCHIVIST III	SR20C	13	P	1.00	A	\$ 42,132	\$ 42,132	N	Y	N
AGS-111	8/16/2011	41403	ARCHIVIST III	SR20C	13	P	1.00	A	\$ 42,132	\$ 40,020	N	Y	N
AGS-111	4/26/2011	42719	ARCHIVIST IV	SR22C	13	P	1.00	A	\$ 47,412	\$ 47,412	N	Y	N
AGS-131	7/1/2009	03275	ADMINISTRATIVE SERVICES ASST	SR22C	13	P	1.00	A	\$ 45,576	\$ 47,412	N	Y	N
AGS-131	2/1/2011	118185	INFORMATION TECH SPECIALIST V	SR24C	13	P	1.00	A	\$ 47,448	\$ 57,708	N	Y	N
AGS-131	4/18/2011	37859	INFORMATION TECHNOL MGR	EM05	35	P	1.00	A	\$ 73,344	\$ 74,868	N	Y	N
AGS-131	7/1/2011	92015M	INFORMATION TECH SPECIALIST VII	SR28C	73	T	1.00	A	\$ 46,818		N	Y	N
AGS-131	7/1/2011	92012M	INFORMATION TECH SPECIALIST V	SR26C	13	P	1.00	A	\$ 27,750		N	Y	N
AGS-131	3/1/2011	22012	COMPUTER OPERATIONS SUPVR II	SR23A	84	P	1.00	A	\$ 71,112	\$ 48,048	N	Y	N
AGS-131	3/1/2011	22020	COMPUTER OPERATOR II	SR15A	03	P	1.00	A	\$ 37,968	\$ 37,968	N	Y	N
AGS-131	11/1/2009	22024	COMPUTER OPERATIONS SCHED	SR22C	13	P	1.00	A	\$ 53,352	\$ 53,352	N	Y	N
AGS-131	7/1/2011	92001M	COMPUTER OPERATOR II	SR15A	03	P	1.00	A	\$ 16,878		N	Y	N
AGS-131	7/1/2011	92002M	COMPUTER OPERATOR II	SR15A	03	P	1.00	A	\$ 16,878		N	Y	N
AGS-131	7/1/2011	92003M	COMPUTER OPERATOR III	SR17A	03	P	1.00	A	\$ 18,258		N	Y	N
AGS-131	7/1/2011	92004M	COMPUTER OPERATOR III	SR17A	03	P	1.00	A	\$ 18,258		N	Y	N
AGS-131	7/1/2011	92005M	COMPUTER OPERATIONS SUPVR I	SR19A	04	P	1.00	A	\$ 19,740		N	Y	N
AGS-131	7/1/2011	92006M	DATA PROCESSING CONTROL CLK I	SR12A	03	P	1.00	A	\$ 15,018		N	Y	N
AGS-131	7/1/2011	92007M	DATA PROCESSING CONTROL CLK I	SR12A	03	P	1.00	A	\$ 15,018		N	Y	N
AGS-131	7/1/2011	92008M	DATA PROCESSING CONTROL CLK I	SR12A	03	P	1.00	A	\$ 15,018		N	Y	N
AGS-131	7/1/2011	92009M	DATA PROCESSING CONTROL CLK I	SR12A	03	P	1.00	A	\$ 15,018		N	Y	N
AGS-131	7/1/2011	92010M	COMPUTER OPERATIONS SCHED	SR22C	13	P	1.00	A	\$ 22,788		N	Y	N
AGS-131	7/1/2011	92011M	INFORMATION TECH SPECIALIST V	SR24C	13	P	1.00	A	\$ 27,656		N	Y	N
AGS-131	12/31/2010	11343	INFORMATION TECH SPECIALIST VI	SR26C	23	P	1.00	A	\$ 82,128	\$ 82,128	N	Y	N
AGS-131	7/1/2011	92013M	INFORMATION TECH SPECIALIST IV	SR22C	13	P	1.00	A	\$ 22,788		N	Y	N
AGS-131	4/30/2011	34128	TELECOMMUNICATIONS PLANNER	SR24C	13	P	1.00	A	\$ 53,352	\$ 53,352	N	Y	N
AGS-131	11/1/2010	39816	INFORMATION TECH SPECIALIST V	SR24C	13	P	1.00	A	\$ 62,424	\$ 62,424	N	Y	N
AGS-131	7/1/2011	92014M	INFORMATION TECH SPECIALIST V	SR24C	13	P	1.00	A	\$ 25,656		N	Y	N
AGS-221	5/16/2011	11971	BUILDING CONST INSPECTOR II	SR19A	03	P	1.00	CIP		\$ 58,440	N	Y	N
AGS-221	8/16/2011	17013	OFFICE ASSISTANT III	SR08L	03	P	1.00	CIP		\$ 37,512	N	Y	N

Department of Accounting and General Services
Position Vacant as of November 30

Table 11

<u>Prog ID</u>	<u>Date of Vacancy</u>	<u>Position Number</u>	<u>Position Title</u>	<u>SR Level</u>	<u>BU Code</u>	<u>Temp Perm (T/P)</u>	<u>FTE</u>	<u>MOF</u>	<u>Budgeted Amount</u>	<u>Actual Salary Last Paid</u>	<u>Exempt (Y/N)</u>	<u>Authority to Hire (Y/N)</u>	<u>Occupied by 89 Day Hire (Y/N)</u>
AGS-221	2/11/2009	17022	ENGINEER V	SR26C	13	P	1.00	CIP		\$ 57,708	N	Y	N
AGS-221	4/1/2009	17034	BUILDING CONST INSPECTOR III	SR21A	03	P	1.00	CIP		\$ 56,172	N	Y	N
AGS-221	12/31/2009	21620	BUILDING CONST INSPECTOR III	SR21A	03	P	1.00	CIP		\$ 51,936	N	Y	N
AGS-221	12/30/2007	21622	BUILDING CONST INSPECTOR II	SR19A	03	P	1.00	CIP		\$ 51,936	N	Y	N
AGS-221	11/16/2011	36447	OFFICE ASSISTANT IV	SR10I	03	P	1.00	CIP		\$ 36,072	N	Y	N
AGS-221	6/1/2011	36607	ENGINEER V	SR26C	23	P	1.00	CIP		\$ 82,128	N	Y	N
AGS-221	5/10/2011	38709	ENGINEER V	SR26C	23	P	1.00	CIP		\$ 78,984	N	Y	N
AGS-221	2/16/2011	46238	ENGINEER V	SR26C	13	P	1.00	CIP		\$ 67,488	N	Y	N
AGS-221	6/1/2011	11850	ENGINEER VI	SR28C	23	P	1.00	A	\$ 92,400	\$ 92,400	N	Y	N
AGS-221	11/16/2011	12584	ENGINEER VI	SR28L	23	P	1.00	A	\$ 88,848	\$ 84,408	N	Y	N
AGS-221	9/21/2010	43251	ARCHITECT V	SR26C	13	P	1.00	A	\$ 60,024	\$ 60,024	N	Y	N
AGS-231	12/16/2009	00258	JANITOR II	BC02A	01	P	1.00	A	\$ 33,228	\$ 33,228	N	Y	N
AGS-231	12/1/2009	01337	JANITOR II	BC02A	01	P	1.00	A	\$ 33,228	\$ 33,228	N	Y	N
AGS-231	1/4/2010	01364	JANITOR II	BC02A	01	P	1.00	A	\$ 33,228	\$ 33,228	N	Y	N
AGS-231	6/1/2011	02520	JANITOR II	BC02A	01	P	1.00	A	\$ 33,228	\$ 33,228	N	Y	N
AGS-231	11/23/2009	03762	JANITOR II	BC02A	01	P	1.00	A	\$ 33,228	\$ 33,228	N	Y	N
AGS-231	11/23/2009	07319	JANITOR II	BC02A	01	P	1.00	A	\$ 33,228	\$ 33,228	N	Y	N
AGS-231	9/1/2009	07334	JANITOR II	BC02A	01	P	1.00	A	\$ 33,228	\$ 33,228	N	Y	N
AGS-231	6/1/2010	11883	JANITOR II	BC02A	01	P	1.00	A	\$ 33,228	\$ 33,228	N	Y	N
AGS-231	8/1/2010	18554	JANITOR II	BC02A	01	P	1.00	A	\$ 33,228	\$ 33,228	N	Y	N
AGS-231	1/4/2010	18982	JANITOR II	BC02A	01	P	1.00	A	\$ 33,228	\$ 33,228	N	Y	N
AGS-231	11/23/2009	22557	JANITOR II	BC02A	01	P	1.00	A	\$ 33,228	\$ 33,228	N	Y	N
AGS-231	12/3/2009	27141	JANITOR II	BC02A	01	P	1.00	A	\$ 33,228	\$ 33,228	N	Y	N
AGS-231	12/31/2009	28789	JANITOR II	BC02A	01	P	1.00	A	\$ 33,228	\$ 33,228	N	Y	N
AGS-231	12/16/2009	31781	JANITOR II	BC02A	01	P	1.00	A	\$ 33,228	\$ 33,228	N	Y	N
AGS-231	12/1/2009	41619	JANITOR II	BC02A	01	P	1.00	A	\$ 33,228	\$ 33,228	N	Y	N
AGS-231	12/13/2009	52307	JANITOR II	BC02A	01	P	1.00	A	\$ 33,228	\$ 33,228	N	Y	N
AGS-231	1/4/2010	55077	JANITOR III	WS02A	01	P	1.00	A	\$ 35,544	\$ 35,544	N	Y	N
AGS-231	12/1/2009	18924	JANITOR II	BC02A	01	P	1.00	A	\$ 33,228	\$ 33,228	N	Y	N
AGS-231	4/12/2011	17455	JANITOR II	BC02A	01	P	1.00	A	\$ 33,228	\$ 33,228	N	Y	N
AGS-231	12/16/2009	21368	OFFICE ASSISTANT III	SR08A	03	P	1.00	A	\$ 27,756	\$ 27,756	N	Y	N
AGS-232	11/1/2009	03621	GROUNDSKEEPER II	WS02A	01	P	1.00	A	\$ 35,544	\$ 35,544	N	Y	N
AGS-232	11/14/2011	06810	GROUNDSKEEPER I	BC02A	01	P	1.00	A	\$ 33,228	\$ 33,228	N	Y	N
AGS-232	9/1/2010	110527	GROUNDSKEEPER I	BC02A	01	P	1.00	A	\$ 33,228	\$ 33,228	N	Y	N

Department of Accounting and General Services

Position Vacant as of November 30

<u>Prog ID</u>	<u>Date of Vacancy</u>	<u>Position Number</u>	<u>Position Title</u>	<u>SR Level</u>	<u>BU Code</u>	<u>Temp Perm (T/P)</u>	<u>FTE</u>	<u>MOF</u>	<u>Budgeted Amount</u>	<u>Actual Salary Last Paid</u>	<u>Exempt (Y/N)</u>	<u>Authority to Hire (Y/N)</u>	<u>Occupied by 89 Day Hire (Y/N)</u>
AGS-232	8/17/2010	118110	SPRINKER SYSTEM REPAIRER	BC05A	01	P	1.00	A	\$ 42,672	\$ 36,960	N	Y	N
AGS-233	10/27/2010	18923	ENGINEER V	SR26C	13	P	1.00	A	\$ 45,576	\$ 45,576	N	Y	N
AGS-233	5/1/2011	46917	CARPENTER I	BC09A	01	P	1.00	A	\$ 44,544	\$ 44,544	N	Y	N
AGS-240	5/1/2009	00092	PURCHASING SPCLT III	SR20C	13	P	1.00	A	\$ 47,448	\$ 57,708	N	Y	N
AGS-240	12/1/2009	12950	INVENTORY MANAGEMENT SPCLT	SR22C	13	P	1.00	A	\$ 62,424	\$ 62,424	N	Y	N
AGS-240	8/1/2009	18933	PURCHASING SPCLT IV	SR22C	13	P	1.00	A	\$ 62,424	\$ 62,424	N	Y	N
AGS-240	12/31/2009	46181	OFFICE ASSISTANT IV	SR10A	03	P	1.00	A	\$ 36,516	\$ 36,516	N	Y	N
AGS-240	9/1/2011	52276	MANAGEMENT ANALYST IV	SR22G	13	P	1.00	A	\$ 53,352	\$ 50,688	N	Y	N
AGS-240	7/1/2011	92016M	PURCHASING SPCLT I	SR16C	13	P	1.00	A	\$ 18,012		N	Y	N
AGS-240	7/1/2011	92017M	PURCHASING SPCLT III	SR20C	13	P	1.00	A	\$ 21,066		N	Y	N
AGS-240	7/1/2011	92018M	PURCHASING SPCLT IV	SR22C	13	P	1.00	A	\$ 22,788		N	Y	N
AGS-240	7/1/2011	92019M	PURCHASING SPCLT V	SR24C	23	P	1.00	A	\$ 25,656		N	Y	N
AGS-240	7/1/2011	92020M	PROGRAM MANAGER	SR24C	13	P	1.00	A	\$ 25,656		N	Y	N
AGS-244	3/1/2011	10428	HEAVY TRUCK DRIVER	BC07A	01	P	1.00	W	\$ 39,972	\$ 39,972	N	Y	N
AGS-244	12/31/2010	10486	ACCOUNT CLERK III	SR11A	03	P	1.00	W	\$ 42,684	\$ 42,684	N	Y	N
AGS-251	9/1/2011	41306	AUTOMOTIVE SVCS OPTNS SUPVR	SR24J	84	P	0.50	W	\$ 34,194	\$ 32,484	N	Y	N
AGS-252	11/1/2011	41117	OFFICE ASSISTANT IV	SR10H	03	P	1.00	W	\$ 36,516	\$ 34,692	N	Y	N
AGS-252	9/1/2011	41306	AUTOMOTIVE SVCS OPTNS SUPVR	SR24J	84	P	0.50	W	\$ 34,194	\$ 32,484	N	Y	N
AGS-807	9/1/2009	21139	CARPENTER II	WS09A	01	P	1.00	A	\$ 47,268	\$ 47,268	N	Y	N
AGS-807	7/1/2010	21140	ELECTRICIAN II	WS10A	01	P	1.00	A	\$ 48,960	\$ 48,960	N	Y	N
AGS-807	11/1/2011	21166	CABINETMAKER I	BC10A	01	P	1.00	A	\$ 46,236	\$ 46,236	N	Y	N
AGS-807	10/3/2011	21175	ACCOUNT CLERK III	SR11H	03	P	1.00	A	\$ 33,744	\$ 36,072	N	Y	N
AGS-807	5/10/2011	46598	BUILDING MAINTENANCE WORKER I	BC09A	01	P	1.00	A	\$ 44,544	\$ 44,544	N	Y	N
AGS-807	6/1/2011	21391	CARPENTER SUPERVISOR I	F109A	02	P	1.00	A	\$ 48,552	\$ 48,552	N	Y	N
AGS-807	12/31/2008	21397	BLDG CONSTR & MTNCE SUPVR I	F110A	02	P	1.00	A	\$ 46,704	\$ 51,528	N	Y	N
AGS-807	8/16/2011	21414	BUILDING MAINTENANCE WORKER I	BC09A	01	P	1.00	A	\$ 44,544	\$ 44,544	N	Y	N
AGS-807	11/2/2010	21726	REPAIRS & MAINTENANCE ASST	SR18A	03	P	1.00	A	\$ 48,048	\$ 48,048	N	Y	N
AGS-807	8/1/2011	43693	BUILDING MAINTENANCE SUPVR I	F109L2	02	P	1.00	A	\$ 50,520	\$ 48,000	N	Y	N
AGS-807	8/19/2010	43772	CARPENTER I	BC09A	01	P	1.00	A	\$ 44,544	\$ 44,544	N	Y	N
AGS-807	11/1/2011	43780	ELECTRICIAN II	WS10A	01	P	1.00	A	\$ 48,960	\$ 48,960	N	Y	N
AGS-807	3/1/2010	17245	BUILDING MAINTENANCE WORKER I	BC09A	01	P	1.00	A	\$ 44,544	\$ 44,544	N	Y	N
AGS-879	5/16/2011	032781	OFFICE ASSISTANT III	SR08A	63	P	1.00	A	\$ 33,756	\$ 33,756	N	Y	N
AGS-879	10/10/2008	101158	SECTION HEAD (ESS)	SRNA	63	P	1.00	A	\$ 53,303	\$ 35,000	Y	Y	N
AGS-879	2/17/2010	101162	SECTION HEAD (CCOPS)	SRNA	63	P	1.00	A	\$ 49,080	\$ 56,974	Y	Y	N

Department of Accounting and General Services
Position Vacant as of November 30

Table 11

Prog ID	Date of Vacancy	Position Number	Position Title	SR Level	BU Code	Temp	FTE	MOF	Budgeted Amount	Actual Salary Last Paid	Exempt (Y/N)	Authority	Occupied
						Perm (T/P)						to Hire (Y/N)	by 89 Day Hire (Y/N)
AGS-879	3/30/2011	105766	ELECTION LOGISTICS WORKER	SRNA	61	P	1.00	A	\$ 19,200	\$ 29,330	Y	Y	N
AGS-879	1/2/2009	106053	ELECTION SPECIALIST	SRNA	63	P	0.50	A	\$ 10,800	\$ 11,232	Y	Y	N
AGS-879	1/2/2009	106053	ELECTION SPECIALIST	SRNA	63	P	0.50	N	\$ 26,561	\$ 11,232	Y	Y	N
AGS-879	2/1/2009	101161	ELECTION SPECIALIST (BOPS)	SRNA	63	T	0.50	A	\$ 12,000	\$ 24,960	Y	Y	N
AGS-879	12/1/2008	101164	ELECTION CLERK	SRNA	63	T	0.50	A	\$ 9,600	\$ 20,160	Y	Y	N
AGS-879	1/2/2009	101882	ELECTION ASSISTANT (POPS)	SRNA	63	T	0.50	A	\$ 10,800	\$ 22,464	Y	Y	N
AGS-879	1/2/2009	101884	ELECTION ASSISTANT (POPS)	SRNA	63	T	0.50	A	\$ 10,800	\$ 22,464	Y	Y	N
AGS-879	1/2/2009	101885	ELECTION SPECIALIST (CCOP)	SRNA	63	T	0.50	A	\$ 12,000	\$ 24,960	Y	Y	N
AGS-879	10/14/2006	101887	HOTLINE OPERATOR (VS)	SRNA	63	T	0.21	A	\$ 3,500	8.95/hr	Y	Y	N
AGS-879	12/15/2006	105760	ELECTION CLERK (P/T)	SRNA	63	T	0.21	A	\$ 3,500	8.95/hr	Y	Y	N
AGS-879	1/2/2009	105761	ELECTION LOGISTICS WORKER	SRNA	61	T	0.42	A	\$ 9,600	\$ 19,200	Y	Y	N
AGS-879	1/2/2009	105763	ELECTION LOGISTICS WORKER	SRNA	61	T	0.42	A	\$ 9,600	\$ 19,200	Y	Y	N
AGS-879	1/2/2009	105764	ELECTION LOGISTICS WORKER	SRNA	61	T	0.42	A	\$ 8,000	\$ 19,200	Y	Y	N
AGS-879	11/28/2008	105765	ELECTION LOGISTICS WORKER	SRNA	61	T	0.42	A	\$ 8,000	\$ 19,200	Y	Y	N
AGS-879	1/2/2009	105925	ELECTION CLERK	SRNA	63	T	0.50	A	\$ 9,600	9.60/hr	Y	Y	N
AGS-879	1/2/2009	105928	ELECTION CLERK (P/T)	SRNA	63	T	0.21	A	\$ 4,000	9.60/hr	Y	Y	N
AGS-879	11/15/2008	105929	HOTLINE OPERATOR	SRNA	63	T	0.21	A	\$ 3,500	9.23/hr	Y	Y	N
AGS-879	1/2/2009	105932	ELECTION CLERK	SRNA	63	T	0.50	A	\$ 9,600	9.60/hr	Y	Y	N
AGS-879	11/15/2008	105933	HOTLINE OPERATOR	SRNA	63	T	0.21	A	\$ 3,500	\$ 19,200	Y	Y	N
AGS-879	11/20/2006	106236	HOTLINE OPERATOR	SRNA	63	T	0.21	A	\$ 3,500		Y	Y	N
AGS-879	1/31/2003	112427	ADMINISTRATIVE ASSISTANT	SRNA	73	T		A	\$ -		Y	Y	N
AGS-879	1/31/2003	112428	GENERAL TECHNICIAN	SRNA	63	T		A	\$ -		Y	Y	N
AGS-879	1/31/2003	112429	GENERAL TECHNICIAN	SRNA	63	T		A	\$ -		Y	Y	N
AGS-881	1/4/2010	16047	SECRETARY II	SR14A	63	P	0.50	B	\$ 17,532	\$ 17,532	N	Y	N
AGS-881	6/1/2010	26529	ARTS PROGRAM SPECIALIST III	SR20C	13	P	1.00	B	\$ 43,824	\$ 43,824	N	Y	N
AGS-881	8/19/2009	27869	ARTS PROGRAM SPECIALIST IV	SR22C	13	P	1.00	B	\$ 45,576	\$ 45,576	N	Y	N
AGS-881	1/4/2010	31184	ACCOUNTANT IV	SR22C	13	P	0.50	B	\$ 27,750	\$ 27,750	N	Y	N
AGS-881	1/4/2010	45697	INFORMATION SPECIALIST III	SR20C	13	P	0.50	B	\$ 24,666	\$ 24,666	N	Y	N
AGS-881	6/1/2011	52289	ARTS PROGRAM SPECIALIST III	SR20C	13	T	1.00	B	\$ 42,132	\$ 42,132	N	Y	N
AGS-889	7/26/2011	27942	ASST STADIUM AUTH EVENTS MGR	SR24D	23	P	1.00	B	\$ 53,352	\$ 50,688	N	Y	N
AGS-889	1/4/2010	27943	SCOREBOARD SUPERVISOR	SR17A	04	P	0.50	B	\$ 18,258	\$ 18,258	N	Y	N
AGS-889	10/27/2010	27944	ENGINEER VI	SR28C	13	P	1.00	B	\$ 62,424	\$ 82,128	N	Y	N
AGS-889	5/1/2011	27950	BLDG CONSTR & MTNCE SUPVR II	F210L1	02	P	1.00	B	\$ 54,840	\$ 54,840	N	Y	N
AGS-889	7/1/2011	27957	WELDER I	BC10A	01	P	1.00	B	\$ 46,236	\$ 46,236	N	Y	N

Department of Accounting and General Services
 Position Vacant as of November 30

Table 11

<u>Prog ID</u>	<u>Date of Vacancy</u>	<u>Position Number</u>	<u>Position Title</u>	<u>SR Level</u>	<u>BU Code</u>	<u>Temp Perm (T/P)</u>	<u>FTE</u>	<u>MOF</u>	<u>Budgeted Amount</u>	<u>Actual Salary Last Paid</u>	<u>Exempt (Y/N)</u>	<u>Authority to Hire (Y/N)</u>	<u>Occupied by 89 Day Hire (Y/N)</u>
AGS-889	6/1/2011	27961	CASHIER I	SR10A	03	P	1.00	B	\$ 36,516	\$ 39,480	N	Y	N
AGS-889	10/9/2010	27963	STADIUM TRAF & PRKG CONT SUPVR	SR18A	04	P	1.00	B	\$ 44,412	\$ 44,412	N	Y	Y
AGS-889	7/1/2005	107518	STAD SWAP MEET TRF & PKG COORD	SRNA	04	T	1.00	B	\$ 31,200	\$ 32,760	Y	N	Y
AGS-901	2/16/2011	21562	SECRETARY III	SR16A	63	P	1.00	A	\$ 44,412	\$ 44,412	N	Y	N

Department of Accounting and General Services
Personnel Separations

Table 12

<u>Prog ID/Org</u>	<u>Separation Date</u>	<u>Position Number</u>	<u>Position Title</u>	<u>SR Level</u>	<u>BU Code</u>	<u>T/P</u>	<u>MOF</u>	<u>Budgeted FTE</u>	<u>Budgeted Salary</u>	<u>Actual FTE</u>	<u>Actual Salary</u>
AGS240JA	7/15/2010	012950	INVENTORY MNGMT SPECIALIST	SR22	73	P	A	1.00	62,424	1.00	21.91/hr
AGS231FA	7/31/2010	018554	JANITOR II	BC02	01	P	A	1.00	33,228	1.00	33,228
AGS232FE	7/31/2010	006815	GROUNDKEEPER I	BC02	01	P	A	1.00	33,228	1.00	33,228
AGS807FR	7/31/2010	017233	REPAIRS & MAINTENANCE ASST	SR18	03	P	A	1.00	56,172	1.00	56,172
AGS901AA	7/31/2010	100124	DEPUTY COMPTROLLER	SRNA	00	P	A	1.00	59,346	1.00	100,248
AGS232FE	8/16/2010	118110	SPRINKLER SYSTEM REPAIRER	BC05	01	P	A	1.00	42,672	1.00	36,960
AGS807FQ	8/18/2010	043772	CARPENTER I	BC09	01	P	A	1.00	44,544	1.00	44,544
AGS221IA	8/31/2010	042662	ENGINEER VI	SR28	23	P	C	1.00		1.00	73,044
AGS232FE	8/31/2010	110527	GROUNDKEEPER I	BC02	01	P	A	1.00	33,228	1.00	33,228
AGS231FA	9/16/2010	034200	BUILDING MANAGER	SR22	93	P	A	1.00	67,488	1.00	21.91/hr
AGS221IA	9/19/2010	043251	ARCHITECT V	SR26	13	P	A	1.00	60,024	1.00	60,024
AGS221IA	9/29/2010	118987	STUDENT INTERN I (PROFESSIONAL)	SR13	73	P	C	1.00		1.00	15.42/hr
AGS131EC	9/30/2010	012377	DATA PROCESSNG CNTRL CLK I	SR12	03	P	A	1.00	46,176	1.00	46,176
AGS131EC	9/30/2010	012378	DATA PROCESSNG CNTRL CLK I	SR12	03	P	A	1.00	44,412	1.00	44,412
AGS221IA	9/30/2010	021453	BLDG CONSTRUCTION INSPEC II	SR19	03	P	C	1.00		1.00	54,012
AGS103CC	10/3/2010	022959	ACCOUNTANT V	SR24	13	P	A	1.00	73,044	1.00	73,044
AGS879OA	10/8/2010	101163	WAREHOUSE SUPERVISOR	SRNA	61	T	A	1.00	22,000	1.00	29,986
AGS889MA	10/8/2010	027963	TRAFFIC & PARKING CNTRL SUPV	SR18	04	P	B	1.00	44,412	1.00	44,412
AGS240JA	10/15/2010	012950	INVENTORY MNGMT SPECIALIST	SR22	73	P	A	1.00	62,424	1.00	21.91/hr
AGS131EC	10/17/2010	010152	COMPUTER OPERATOR II	SR15	03	P	A	1.00	46,176	1.00	46,176
AGS233FK	10/26/2010	018923	ENGINEER III	SR22	13	P	A	1.00	45,576	1.00	45,576
AGS889MA	10/26/2010	027944	ENGINEER VI	SR28	23	P	B	1.00	62,424	1.00	82,128
AGS102CB	10/28/2010	003553	CLAIMS PRE-AUDIT SUPVR	SR22	93	P	A	1.00	62,424	1.00	21.91/hr
AGS131EF	10/29/2010	039816	INFO TECHNOLOGY SPEC V	SR24	13	P	A	1.00	62,424	1.00	62,424
AGS233FK	10/29/2010	002650	CARPENTER I	BC09	01	P	A	1.00	44,544	1.00	44,544
AGS252GB	10/29/2010	026869	OFFICE ASSISTANT III	SR08	03	P	W	1.00	36,516	1.00	36,516
AGS871NA	10/29/2010	100684	EXECUTIVE DIRECTOR	SRNA	93	T	T	1.00	113,568	1.00	113,568
AGS131EC	10/30/2010	006508	COMPUTER OPERATOR II	SR15	03	P	A	1.00	48,048	1.00	48,048
AGS131EC	10/31/2010	027570	DATA PROCESSING CNTROL CLK I	SR12	03	P	A	1.00	44,412	1.00	44,412
AGS807FQ	11/1/2010	021726	REPAIRS & MAINTENANCE ASST	SR18	03	P	A	1.00	48,048	1.00	48,048
AGS881LA	11/3/2010	112788	ARTS PROGRAM SPECIALIST II	SR18	13	P	B	1.00	45,576	1.00	45,576
AGS889MA	11/3/2010	048149	ACCOUNTANT III	SR20	13	P	B	1.00	53,352	1.00	53,352

Department of Accounting and General Services
Personnel Separations

Table 12

<u>Prog ID/Org</u>	<u>Separation Date</u>	<u>Position Number</u>	<u>Position Title</u>	<u>SR Level</u>	<u>BU Code</u>	<u>T/P</u>	<u>MOF</u>	<u>Budgeted FTE</u>	<u>Budgeted Salary</u>	<u>Actual FTE</u>	<u>Actual Salary</u>
AGS231FC	11/18/2010	030217	JANITOR II	BC02	61	P	A	1.00	33,228	1.00	15.98/hr
AGS807FR	11/24/2010	017233	REPAIRS & MAINTENANCE ASST	SR18	63	P	A	1.00	56,172	1.00	18.25/hr
AGS221IA	11/30/2010	012704	SECRETARY II	SR14	03	P	A	1.00	49,932	1.00	49,932
AGS901AA	12/6/10 noon	100012	PRIVATE SECRETARY III	SR24	63	P	A	1.00	60,744	1.00	60,744
AGS901AA	12/6/10 noon	100123	COMPTROLLER	SRNA	00	P	A	1.00	129,024	1.00	108,972
AGS901AA	12/10/2010	100017	PRIVATE SECRETARY II	SR22	63	P	A	1.00	58,440	1.00	48,048
AGS231FA	12/15/2010	034200	BUILDING MANAGER	SR22	93	P	A	1.00	67,488	1.00	21.91/hr
AGS131EC	12/30/2010	011831	COMPUTER OPERATOR II	SR15	03	P	A	1.00	51,936	1.00	51,936
AGS131EC	12/30/2010	012377	DATA PROCESSING CONTROL CLERK I	SR12	03	P	A	1.00	46,176	1.00	14.44/hr
AGS131ED	12/30/2010	011343	INFO TECHNOLOGY SPECIALIST VI	SR26	23	P	A	1.00	82,128	1.00	82,128
AGS131EF	12/30/2010	043026	DATA PROCESSING SYSTEMS MNGR	EM05	35	P	A	1.00	98,196	1.00	99,720
AGS221IA	12/30/2010	001255	OFFICE ASSISTANT III	SR08	03	P	C	1.00		1.00	39,480
AGS221IA	12/30/2010	017028	ENGINEER V	SR26	13	P	C	1.00		1.00	82,128
AGS221IA	12/30/2010	021619	BUILDING CONSTRUC INSPCTR III	SR21	03	P	C	1.00		1.00	54,012
AGS221IA	12/30/2010	038713	ENGINEER V	SR26	13	P	C	1.00		1.00	64,920
AGS231FA	12/30/2010	022560	JANITOR	BC02	01	P	A	1.00	33,228	1.00	33,328
AGS244JC	12/30/2010	010486	ACCOUNT CLERK III	SR11	03	P	W	1.00	42,684	1.00	42,684
AGS871NA	12/30/2010	103134	GENERAL COUNSEL	SRNA	73	T	T	1.00	93,660	1.00	93,660
AGS131EB	12/31/2010	039813	INFO TECHNOLOGY SPECIALIST VI	SR26	13	P	A	1.00	73,044	1.00	73,044
AGS240JA	12/31/2010	012950	INVENTORY MNGMT SPECIALIST	SR22	73	P	A	1.00	62,424	1.00	21.91/hr
AGS818KA	12/31/2010	103501	ARTS PROGRAM SPECIALIST	SRNA	13	T	T	1.00	41,532	1.00	45,576
AGS111DA	1/2/2011	012953	OFFICE ASSISTANT III	SR08	03	P	A	1.00	33,756	1.00	33,756
AGS131EA	1/2/2011	022015	OFFICE ASSISTANT III	SR08	03	P	A	1.00	39,480	1.00	39,480
AGS252GB	1/2/2011	048116	PARKING & SECURITY OFFICER I	SR09	03	P	W	1.00	26,707	1.00	26,700
AGS102CB	1/27/2011	003553	CLAIMS PRE-AUDIT SUPERVISOR	SR22	93	P	A	1.00	62,424	1.00	21.91/hr
AGS131EA	1/31/2011	118185	INFO TECHNOLOGY SPECIALIST V	SR24	13	P	A	1.00	47,448	1.00	57,708
AGS221IA	2/15/2011	046238	ENGINEER V	SR-26	13	P	C	1.00		1.00	67,488
AGS232FE	2/15/2011	028055	GROUNDSKEEPER I	BC-02	01	P	A	1.00	33,228	1.00	33,228
AGS807FR	2/15/2011	017233	REPAIRS & MAINTENANCE ASST.	SR-18	63	P	A	1.00	56,172	1.00	18.25/hr
AGS901AA	2/15/2011	021562	SECRETARY III	SR-16	63	P	A	1.00	44,412	1.00	44,412
AGS131EC	2/25/2011	018970	COMPUTER OPERATOR III	SR-17	63	P	A	1.00	56,172	1.00	17.56/hr
AGS131EC	2/28/2011	022012	COMPUTER OPERATIONS SUPV II	SR-23	84	P	A	1.00	71,112	1.00	48,048

Department of Accounting and General Services
Personnel Separations

Table 12

<u>Prog ID/Org</u>	<u>Separation Date</u>	<u>Position Number</u>	<u>Position Title</u>	<u>SR Level</u>	<u>BU Code</u>	<u>T/P</u>	<u>MOF</u>	<u>Budgeted FTE</u>	<u>Budgeted Salary</u>	<u>Actual FTE</u>	<u>Actual Salary</u>
AGS131EC	2/28/2011	022020	COMPUTER OPERATOR II	SR-15	03	P	A	1.00	37,968	1.00	37,968
AGS244JC	2/28/2011	010428	HEAVY TRUCK DRIVER	BC-07	01	P	W	1.00	39,972	1.00	39,972
AGS879OA	3/29/2011	105766	ELECTION LOGISTICS WORKER	SRNA	61	T	A	1.00	19,200	1.00	29,330
AGS103CC	3/31/2011	003539	ACCOUNTANT (FUNDS CNTRL)VI	SR26	23	P	A	1.00	-	1.00	78,984
AGS131EE	3/31/2011	039480	INFO TECHNOLOGY SPECIALIST IV	SR22	13	P	A	1.00	57,708	1.00	57,708
AGS881LA	4/2/2011	112788	ARTS PROGRAM SPECIALIST II	SR18	73	P	B	1.00	45,576	1.00	18.74/hr
AGS232FE	4/6/2011	004375	GROUNDSKEEPER I	BC-02	01	P	A	1.00	33,228	1.00	33,228
AGS231FC	4/11/2011	017455	JANITOR II	BC-02	01	P	A	1.00	33,228	1.00	33,228
AGS102CB	4/15/2011	009723	OFFICE ASSISTANT II	SR-06	63	P	A	1.00	36,516	1.00	11.39/hr
AGS103CC	4/17/2011	033289	ACCOUNTANT IV	SR-22	13	P	A	1.00	60,024	1.00	60,024
AGS131EA	4/17/2011	037859	INFORMATION TECHNOLOGY MNGR	EM-05	35	P	A	1.00	73,344	1.00	74,868
AGS221IA	4/17/2011	021556	OFFICE ASSISTANT III	SR-08	03	P	C	1.00		1.00	32,424
AGS889MA	4/17/2011	027960	ASST STADIUM BOX OFFICE MNGR	SR-21	03	P	B	1.00	46,176	1.00	46,176
AGS111DA	4/25/2011	042719	ARCHIVIST IV	SR-22	23	P	A	1.00	47,412	1.00	47,412
AGS102CB	4/29/2011	003556	PRE-AUDIT CLERK III	SR-15	03	P	A	1.00	44,412	1.00	44,412
AGS221IA	4/29/2011	006687	BUILDING INSPECTOR II	SR-19	03	P	C	1.00		1.00	49,932
AGS233FM	4/29/2011	046917	CARPENTER I	BC-09	01	P	A	1.00	44,544	1.00	44,544
AGS252GB	4/29/2011	026869	OFFICE ASSISTANT III	SR-08	63	P	W	1.00	36,516	1.00	12.34/hr
AGS252GB	4/29/2011	048118	PARKING & SECURITY OFFICER I	SR-09	03	P	W	1.00	26,707	1.00	26,700
AGS889MA	4/29/2011	027950	BLDG. CONSTRUCTION & MAINT SUPV II	F210	02	P	B	1.00	54,840	1.00	54,840
AGS131EF	4/30/2011	034128	TELECOMMUNICATIONS PLANNER	SR-24	13	P	A	1.00	53,352	1.00	53,352
AGS221IA	5/8/2011	038709	ENGINEER (BLDGS) V	SR-26	23	P	C	1.00		1.00	78,984
AGS807FP	5/9/2011	046598	BLDG MAINTENANCE WORKER I	BC-09	01	P	A	1.00	44,544	1.00	44,544
AGS881LA	5/9/2011	112788	ARTS PROGRAM SPECIALIST II	SR-18	73	P	B	1.00	45,576	1.00	18.74/hr
AGS131EC	5/12/2011	011831	COMPUTER OPERATOR II	SR15	63	P	A	1.00	51,936	1.00	16.23/hr
AGS131EC	5/13/2011	006508	COMPUTER OPERATOR II	SR-15	63	P	A	1.00	48,048	1.00	16.23/hr
AGS131EC	5/14/2011	010152	COMPUTER OPERATOR II	SR-15	63	P	A	1.00	46,176	1.00	16.23/hr
AGS221IA	5/15/2011	011971	BLDG CONSTRUCTION INSPECTOR II	SR-19	03	P	C	1.00		1.00	58,440
AGS879OA	5/15/2011	032781	OFFICE ASSISTANCE III	SR-08	63	P	A	1.00	33,756	1.00	33,756
AGS221IA	5/17/2011	017223	ACCOUNT CLERK III	SR-11	03	P	C	1.00		1.00	39,480
AGS879OA	5/17/2011	101889	INFO COMM SYSTEMS ANALYST	SRNA	73	T	A	1.00	32,448	1.00	21.63/hr
AGS221IA	5/31/2011	011850	ENGINEER VI	SR-28	23	P	A	1.00	92,400	1.00	92,400

Department of Accounting and General Services
Personnel Separations

Table 12

<u>Prog ID/Org</u>	<u>Separation Date</u>	<u>Position Number</u>	<u>Position Title</u>	<u>SR Level</u>	<u>BU Code</u>	<u>T/P</u>	<u>MOF</u>	<u>Budgeted FTE</u>	<u>Budgeted Salary</u>	<u>Actual FTE</u>	<u>Actual Salary</u>
AGS221IA	5/31/2011	017012	CONTRACTS ASSISTANT II	SR-15	03	P	A	1.00	49,932	1.00	49,932
AGS221IA	5/31/2011	036607	ENGINEER V	SR-26	23	P	C	1.00		1.00	82,128
AGS231FA	5/31/2011	002520	JANITOR II	BC-02	01	P	A	1.00	33,228	1.00	33,228
AGS807FQ	5/31/2011	021391	CARPENTER SUPERVISOR I	F109	02	P	A	1.00	48,552	1.00	48,552
AGS889MA	5/31/2011	027952	BLDG CONSTRUCTION & MAINT SUPRV I	F110	02	P	B	1.00	50,520	1.00	50,520
AGS889MA	5/31/2011	027961	CASHIER I	SR10	03	P	B	1.00	36,516	1.00	39,480
AGS901AA	6/3/2011	100124	DEPUTY COMPTROLLER	SRNA	00	P	A	1.00	59,346	1.00	97,524
AGS818KA	6/24/2011	103501	ARTS PROGRAM SPECIALIST	SRNA	13	T	T	1.00	41,532	1.00	4,600
AGS889MA	6/29/2011	027957	WELDER I	BC-10	01	P	B	1.00	46,236	1.00	46,236
AGS103CC	6/30/2011	022959	ACCOUNTANT (FUNDS CONTROL) V	SR-24	13	P	A	1.00	73,044	1.00	67,488
AGS871NA	6/30/2011	100685	GENERAL TECHNICIAN	SRNA	63	T	T	1.00	52,188	1.00	52,188
AGS881LA	6/30/2011	052289	ARTS PROGRAM SPECIALIST III	SR-20	13	T	B	1.00	42,132	1.00	42,132
AGS889MA	6/30/2011	107519	SALES & MARKETING SPECIALIST	SRNA	13	T	B	1.00	54,084	1.00	54,084
AGS901AC	6/30/2011	037507	PERSONNEL MANAGEMENT SPECIALIST II	SR-18	73	P	A	1.00		1.00	34,632
AGS818KA	7/23/2011	106914	CLERK TYPIST II	SRNA	63	T	T			0.50	14.25/hr
AGS889MA	7/25/2011	027942	ASSISTANT STADIUM EVENTS MANAGER	SR-24	23	P	B	1.00	53,352	1.00	50,688
AGS103CC	7/29/2011	033892	SECRETARY II	SR-14	03	P	A	1.00	42,684	1.00	40,548
AGS252GB	7/29/2011	048116	PARKING & SECURITY OFFICER I	SR-09	03	P	W	1.00		1.00	12.20/hr
AGS807FQ	7/29/2011	043693	BLDG MAINTENANCE SUPV I	F109	02	P	A	1.00	50,520	1.00	48,000
AGS103CC	7/31/2011	010010	ACCOUNTANT (FUNDS CONTROL) IV	SR-22	13	P	A	1.00	60,024	1.00	57,024
AGS131EA	8/12/2011	003275	ADMINISTRATIVE SERVICES ASSISTANT	SR-22	13	P	A	1.00	51,312	1.00	43,296
AGS111DA	8/15/2011	041403	ARCHIVIST III	SR-20	13	P	A	1.00	42,132	1.00	40,020
AGS221IA	8/15/2011	017013	OFFICE ASSISTANT III	SR-08	03	P	C	1.00		1.00	37,512
AGS807FQ	8/15/2011	021414	BLDG MAINTENANCE WORKER II	BC-09	01	P	A	1.00	44,544	1.00	44,544
AGS131EA	8/22/2011	022015	OFFICE ASSISTANT III	SR-08	03	P	A	1.00	39,480	1.00	32,064
AGS102CB	8/31/2011	009723	CLERK TYPIST II	SR06	03	P	A	1.00	36,516	1.00	36,516
AGS240JA	8/31/2011	052276	MANAGEMENT ANALYST IV	SR-22	13	P	A	1.00	53,352	1.00	50,688
AGS251GA	8/31/2011	041306	AUTOMOTIVE SVCS OPTNS SUPVR	SR-24	84	P	W	0.50	34,194	0.50	32,484
AGS252GB	8/31/2011	041306	AUTOMOTIVE SVCS OPTNS SUPVR	SR-24	84	P	W	0.50	34,194	0.50	32,484
AGS252GB	8/31/2011	048118	PARKING & SECURITY OFFICER I	SR-09	03	P	W	1.00	26,700	1.00	25,368
AGS807FP	9/30/2011	021175	ACCOUNT CLERK III	SR-11	03	P	A	1.00	33,744	1.00	36,072
AGS807FQ	10/31/2011	043780	ELECTRICIAN II	WS10	01	P	A	1.00	48,960	1.00	48,960

Department of Accounting and General Services
Personnel Separations

Table 12

<u>Prog ID/Org</u>	<u>Separation Date</u>	<u>Position Number</u>	<u>Position Title</u>	<u>SR Level</u>	<u>BU Code</u>	<u>T/P</u>	<u>MOF</u>	<u>Budgeted FTE</u>	<u>Budgeted Salary</u>	<u>Actual FTE</u>	<u>Actual Salary</u>
AGS901AA	10/31/2011	100123	COMPROLLER	SRNA	00	P	A	1.00	133,536	1.00	108,972
AGS252GB	11/1/2011	041117	OFFICE ASSISTANT IV	SR10	03	P	W	1.00	36,516	1.00	34,692
AGS807FP	11/1/2011	021166	CABINETMAKER I	BC10	01	P	A	1.00	46,236	1.00	46,236
AGS232FE	11/13/2011	006810	GROUNDSKEEPER I	BC02	01	P	A	1.00	33,228	1.00	33,228
AGS221IA	11/15/2011	012584	PUBLIC WORKS MANAGER	SR28	23	P	A	1.00	88,848	1.00	84,408
AGS221IA	11/15/2011	036447	CONTRACTS ASSISTANT II	SR10	03	P	C	1.00		1.00	36,072

Department of Department of Accounting and General Services

New Hires

Prog ID/Org	New Hire Effective Date	Position Number	Position Title	SR Level	BU Code	T/P	MOF	Budgeted	Budgeted	Actual	Actual
								FTE	Salary	FTE	Actual Salary
AGS231FA	7/1/2010	015116	BUILDING MANAGER	SR22	23	P	A	1.00	60,024	1.00	49,332
AGS251GA	7/1/2010	013971	AUTOMOTIVE TECHNICIAN SUPRV	F111	02	P	W	1.00	55,764	1.00	53,604
AGS231FA	7/19/2010	018992	JANITOR II	BC02	01	P	A	1.00	33,228	1.00	33,228
AGS240JA	7/19/2010	012950	INVENTORY MNGMT SPECIALIST	SR22	73	P	A	1.00	62,424	1.00	21.91/hr
AGS102CB	8/2/2010	003553	CLAIMS PRE-AUDIT SUPVR	SR22	93	P	A	1.00	62,424	1.00	21.91/hr
AGS233FK	8/17/2010	010846	BLDG MAINTENANCE WORKER I	BC09	01	P	A	1.00	44,544	1.00	44,544
AGS231FC	8/23/2010	030217	JANITOR II	BC02	61	P	A	1.00	33,228	1.00	15.98/hr
AGS221IA	9/1/2010	017009	ENGINEER V	SR26	13	P	C	1.00		1.00	55,500
AGS221IA	9/1/2010	042619	PUBLIC WORKS MANAGER	EM07	35	P	C	1.00		1.00	80,352
AGS807FR	9/1/2010	017233	REPAIRS & MAINTENANCE ASST	SR18	63	P	A	1.00	56,172	1.00	18.25/hr
AGS231FA	9/20/2010	034200	BUILDING MANAGER	SR22	93	P	A	1.00	67,488	1.00	21.91/hr
AGS901AA	9/20/2010	024150	PUBLIC WORKS MANAGER	EM07	35	P	A	1.00	93,600	1.00	79,104
AGS103CC	10/4/2010	003539	ACCOUNTANT (FUNDS CNTRL)VI	SR26	23	P	A	1.00	-	1.00	78,984
AGS131EC	10/18/2010	012259	COMPUTER OPERATIONS SUPV I	SR19	04	P	A	1.00	54,012	1.00	51,936
AGS240JA	10/19/2010	012950	INVENTORY MNGMT SPECIALIST	SR22	73	P	A	1.00	62,424	1.00	21.91/hr
AGS889MA	10/22/2010	027933	ADMINISTRATION SVCS OFFCR I	EM05	35	P	B	1.00	98,196	1.00	80,352
AGS879OA	10/26/2010	100362	SECTION HEAD (BOPS)	SRNA	63	P	A	1.00	49,080	1.00	51,312
AGS131EC	11/1/2010	019042	DATA PROCESSING CNTRL CLK II	SR14	03	P	A	1.00	48,048	1.00	48,048
AGS102CB	11/3/2010	003553	CLAIMS PRE-AUDIT SUPVR	SR22	93	P	A	1.00	62,424	1.00	21.91/hr
AGS871NA	11/4/2010	100684	EXECUTIVE DIRECTOR	SRNA	93	T	T	1.00	113,568	1.00	110,000
AGS131EC	11/10/2010	012377	DATA PROCESSING CNTRL CLK I	SR12	03	P	A	1.00	46,176	1.00	14.44/hr
AGS231FC	11/22/2010	030217	JANITOR II	BC02	01	P	A	1.00	33,228	1.00	33,228
AGS131EC	12/1/2010	018970	COMPUTER OPERATOR III	SR17	63	P	A	1.00	56,172	1.00	17.56/hr
AGS131EC	12/1/2010	045428	INFO TECHNOLOGY SPECIALIST III	SR20	13	P	A	1.00	51,312	1.00	43,824
AGS807FR	12/6/2010	017233	REPAIRS & MAINTENANCE ASST	SR18	63	P	A	1.00	56,172	1.00	18.25/hr
AGS901AA	12/13/2010	100012	PRIVATE SECRETARY III	SR24	63	P	A	1.00	60,744	1.00	51,936
AGS901AA	12/13/2010	100123	COMPTRROLLER	SRNA	00	P	A	1.00	129,024	1.00	108,972
AGS131ED	12/16/2010	039551	INFO TECHNOLOGY SPECIALIST IV	SR22	13	P	A	1.00	75,960	1.00	51,312
AGS231FA	12/16/2010	034200	BUILDING MANAGER	SR22	23	P	A	1.00	67,488	1.00	45,576
AGS901AA	12/20/2010	100124	DEPUTY COMPTRROLLER	SRNA	00	P	A	1.00	59,346	1.00	97,524
AGS131EC	12/27/2010	012378	DATA PROCESSING CNTRL CLK I	SR12	03	P	A	1.00	44,412	1.00	35,064
AGS131EC	1/3/2011	012377	DATA PROCESSING CONTROL CLERK I	SR12	03	P	A	1.00	46,176	1.00	44,412
AGS252GB	1/3/2011	003925	PARKING & SECUIRTY OFFICER II	SR10	03	P	W	1.00	37,968	1.00	27,756
AGS881LA	1/3/2011	112788	ARTS PROGRAM SPECIALIST II	SR18	73	P	B	1.00	45,576	1.00	18.74/hr
AGS901AA	1/3/2011	100017	PRIVATE SECRETARY II	SR22	63	P	A	1.00	58,440	1.00	56,172

Department of Department of Accounting and General Services

Table 13

New Hires

<u>Prog ID/Org</u>	<u>New Hire Effective Date</u>	<u>Position Number</u>	<u>Position Title</u>	<u>SR Level</u>	<u>BU Code</u>	<u>T/P</u>	<u>MOF</u>	<u>Budgeted FTE</u>	<u>Budgeted Salary</u>	<u>Actual FTE</u>	<u>Actual Salary</u>
AGS221IA	1/5/2011	043716	BLDG CONSTRUCTION INSPECTOR II	SR19	03	P	C	1.00		1.00	39,480
AGS889MA	1/18/2011	048149	ACCOUNTANT III	SR20	13	P	B	1.00	53,352	1.00	42,132
AGS111DA	2/1/2011	012953	OFFICE ASSISTANT III	SR08	03	P	A	1.00	33,756	1.00	33,756
AGS131EB	2/1/2011	039813	INFORMATION TECH SPECIALIST VI	SR26	13	P	A	1.00	73,044	1.00	62,424
AGS231FA	2/1/2011	011882	JANITOR II	BC02	01	P	A	1.00	33,228	1.00	33,228
AGS251GA	2/1/2011	046324	AUTOMOTIVE TECHNICIAN II	WS11	01	P	W	1.00	50,856	1.00	50,856
AGS221IA	2/16/2011	042662	ENGINEER VI	SR28	23	P	C	1.00		1.00	75,960
AGS232FE	2/16/2011	006815	POWER MOWER OPERATOR I	BC03	01	P	A	1.00	33,228	1.00	34,164
AGS233FK	2/16/2011	002650	CARPENTER I	BC09	01	P	A	1.00	44,544	1.00	44,544
AGS807FR	2/16/2011	017233	REPAIRS & MAINTENANCE ASST.	SR18	03	P	A	1.00	56,172	1.00	48,048
AGS871NA	2/16/2011	103134	GENERAL COUNSEL	SRNA	73	T	T	1.00	93,660	1.00	90,000
AGS879OA	2/16/2011	101160	ELECTION SPECIALIST (ESS)	SRNA	63	T	A	1.00	29,952	1.00	27,040
AGS879OA	2/22/2011	101889	INFO COMM SYSTEMS ANALYST	SRNA	73	T	A	1.00	32,448	1.00	21.63/hr
AGS131EC	3/1/2011	018970	COMPUTER OPERATOR III	SR17	03	P	A	1.00	56,172	1.00	41,040
AGS131EC	3/3/2011	011831	COMPUTER OPERATOR II	SR15	63	P	A	1.00	51,936	1.00	16.23/hr
AGS102CB	3/9/2011	009723	OFFICE ASSISTANT II	SR06	63	P	A	1.00	36,516	1.00	11.39/hr
AGS131EC	3/14/2011	006508	COMPUTER OPERATOR II	SR15	63	P	A	1.00	48,048	1.00	16.23/hr
AGS131EC	3/14/2011	010152	COMPUTER OPERATOR II	SR15	63	P	A	1.00	46,176	1.00	16.23/hr
AGS252GB	3/28/2011	026869	OFFICE ASSISTANT III	SR08	63	P	W	1.00	36,516	1.00	12.34/hr
AGS818KA	4/1/2011	103501	ARTS PROGRAM SPECIALIST III	SRNA	13	T	T	1.00	41,532	1.00	46,000
AGS232FE	4/7/2011	028055	GROUNDSKEEPER I	BC02	01	P	A	1.00	33,228	1.00	33,228
AGS881LA	4/8/2011	112788	ARTS PROGRAM SPECIALIST II	SR18	73	P	B	1.00	45,576	1.00	18.74/hr
AGS102CB	4/18/2011	003553	CLAIMS PRE-AUDIT SUPERVISOR	SR22	23	P	A	1.00	62,424	1.00	47,412
AGS102CB	4/18/2011	009723	OFFICE ASSISTANT II	SR06	03	P	A	1.00	36,516	1.00	23,688
AGS103CC	4/18/2011	022959	ACCOUNTANT V (FUNDS CONTROL)	SR24	13	P	A	1.00	73,044	1.00	67,488
AGS131EF	4/18/2011	043026	INFORMATION TECHNOLOGY MNGR	EM05	35	P	A	1.00	98,196	1.00	74,868
AGS807FP	4/18/2011	021175	ACCOUNT CLERK III	SR11	03	P	A	1.00	39,480	1.00	37,968
AGS889MA	4/18/2011	027941	STADIUM EVENTS MANAGER	SR28	23	P	B	1.00	82,128	1.00	62,424
AGS901AA	4/18/2011	021557	SECRETARY III	SR16	63	P	A	1.00	49,932	1.00	36,516
AGS221IA	4/25/2011	052296	BLDG CONSTRUCTION INSPECTOR II	SR19	03	P	C	1.00		1.00	39,480
AGS818KA	4/26/2011	106914	CLERK TYPIST II	SRNA	63	T	T			0.50	15.00/hr
AGS131EC	5/2/2011	027570	DATA PROCESSING CNTRL CLRK I	SR12	03	P	A	1.00	44,412	1.00	33,756
AGS131EF	5/2/2011	040128	INFORMATION TECH SPECIALIST V	SR24	13	P	A	1.00	75,960	1.00	64,920
AGS252GB	5/2/2011	026869	OFFICE ASSISTANT III	SR08	03	P	W	1.00	36,516	1.00	25,668
AGS102CB	5/3/2011	017729	OFFICE ASSISTANT III	SR08	03	P	A	1.00	39,480	1.00	25,668

New Hires

<u>Prog ID/Org</u>	<u>New Hire Effective Date</u>	<u>Position Number</u>	<u>Position Title</u>	<u>SR Level</u>	<u>BU Code</u>	<u>T/P</u>	<u>MOF</u>	<u>Budgeted FTE</u>	<u>Budgeted Salary</u>	<u>Actual FTE</u>	<u>Actual Salary</u>
AGS252GB	5/3/2011	048116	PARKING & SECURITY OFFICER I	SR09	03	P	W	1.00	26,707	1.00	12.84/hr
AGS221IA	5/9/2011	044093	ENGINEER (BLDGS) V	SR26	13	P	C	1.00		1.00	78,984
AGS879OA	5/9/2011	100204	ELECTION SPEC. (VS)	SRNA	63	T	A	1.00	31,200	1.00	27,040
AGS131EA	5/16/2011	022015	OFFICE ASSISTANCE III	SR08	03	P	A	1.00	39,480	1.00	33,756
AGS131EC	5/16/2011	006508	COMPUTER OPERATOR II	SR15	03	P	A	1.00	48,048	1.00	36,516
AGS221IA	5/16/2011	21619	BLDG CONSTRUCTION INSPECTOR III	SR21	03	P	C	1.00		1.00	63,204
AGS131EA	5/17/2011	003275	ADMINISTRATIVE SVCS ASST	SR22	73	P	A	1.00	51,312	1.00	21.91/hr
AGS131EC	5/17/2011	010152	COMPUTER OPERATOR II	SR15	03	P	A	1.00	46,176	1.00	35,064
AGS879OA	5/19/2011	101889	INFO COMM SYSTEMS ANALYST	SRNA	73	T	A	1.00	32,448	1.00	39,750
AGS131EC	6/1/2011	011831	COMPUTER OPERATOR II	SR15	03	P	A	1.00	51,936	1.00	36,516
AGS881LA	6/1/2011	112788	ARTS PROGRAM SPECIALIST II	SR18	13	P	B	1.00	45,576	1.00	38,988
AGS889MA	6/1/2011	027960	ASST STADIUM BOX OFFICE MNGR	SR21	03	P	B	1.00	46,176	1.00	44,412
AGS889MA	6/2/2011	027963	STADIUM TRAFFIC & PRKG CNTRL SUPV	SR18	84	P	B	1.00	44,412	1.00	18.25/hr
AGS221IA	6/16/2011	017028	ENGINEER (BLDGS) V	SR26	13	P	C	1.00		1.00	62,424
AGS221IA	6/20/2011	017047	BUILDING CONSTRUCTION INSPECTOR II	SR19	03	P	C	1.00		1.00	39,480
AGS103CC	6/22/2011	003547	ACCOUNTING SYSTEM MANAGER	EM05	35	P	A	1.00	91,752	1.00	34.50/hr
AGS879OA	6/28/2011	120301	ADMIN ASST REAPPORNTMNT PROJ OFF	SRNA	73	T	A	1.00	37,502	1.00	50,000
AGS889MA	6/30/2011	027952	BLDG CONSTR & MAINT SUPV I	F110	02	P	B	1.00	50,520	1.00	50,520
AGS103CC	7/1/2011	003539	ACCOUNTANT (FUNDS CONTROL) VI	SR26	23	P	A	1.00	78,984	1.00	69,396
AGS221IA	7/1/2011	021556	OFFICE ASSISTANT III	SR08	03	P	C	1.00		1.00	24,384
AGS889MA	7/1/2011	107519	SALES & MARKETING SPECIALIST	SRNA	13	T	B	1.00	54,084	1.00	47,500
AGS901AA	7/6/2011	100124	DEPUTY COMPTRROLLER	SRNA	00	P	A	1.00	59,346	1.00	97,524
AGS221IA	7/11/2011	001255	OFFICE ASSISTANT III	SR08	03	P	C	1.00		1.00	24,384
AGS221IA	7/20/2011	038713	ENGINEER (BLDGS) V	SR26	13	P	C	1.00		1.00	52,728
AGS879OA	7/28/2011	120300	REAPPORTIONMENT SECRETARY	SRNA	63	T	A	1.00	30,000	1.00	19.23/hr
AGS103CC	8/1/2011	022959	ACCOUNTANT (FUNDS CONTROL) V	SR24	13	P	A	1.00	55,500	1.00	64,116
AGS252GB	8/2/2011	048116	PARKING & SECURITY OFFICER I	SR09	03	P	W	1.00	26,707	1.00	12.20/hr
AGS221IA	8/10/2011	017223	ACCOUNT CLERK III	SR11	03	P	C	1.00		1.00	27,396
AGS203AD	8/16/2011	017225	CLAIMS MANAGEMENT SPECIALIST III	SR20	13	P	W	1.00	41,727	1.00	45,036
AGS221IA	8/16/2011	012704	SECRETARY II	SR14	03	P	A	1.00	49,932	1.00	42,192
AGS221IA	8/16/2011	043714	BUILDING CONSTRUCTION INSPECTOR II	SR19	03	P	C	1.00		1.00	37,512
AGS252GB	8/16/2011	048116	PARKING & SECURITY OFFICER I	SR09	03	P	W	1.00	26,707	1.00	34,692
AGS807FQ	8/16/2011	021415	BLDG MAINTENANCE WORKER II	WS09	01	P	A	1.00	47,268	1.00	47,268
AGS871NA	8/23/2011	100685	ELECTIONS ASSISTANT	SRNA	63	T	T	1.00	52,188	1.00	45,000
AGS221IA	9/1/2011	021453	BLDG CONSTRUCTION INSPECTOR II	SR19	03	P	C	1.00		1.00	37,512

Department of Department of Accounting and General Services
New Hires

Table 13

<u>Prog ID/Org</u>	<u>New Hire Effective Date</u>	<u>Position Number</u>	<u>Position Title</u>	<u>SR Level</u>	<u>BU Code</u>	<u>T/P</u>	<u>MOF</u>	<u>Budgeted FTE</u>	<u>Budgeted Salary</u>	<u>Actual FTE</u>	<u>Actual Salary</u>
AGS252GB	9/1/2011	048118	PARKING & SECURITY OFFICER I	SR09	03	P	W	1.00	26,700	1.00	25,368
AGS131EE	9/16/2011	039480	INFORMATION TECHNOLOGY SPECIALIST IV	SR22	13	P	A	1.00	57,708	1.00	46,860
AGS111DA	10/11/2011	118804	LIBRARY TECHNICIAN V	SR11	03	P	A	1.00	28,836	1.00	33,312
AGS231FA	10/12/2011	018991	JANITOR II	BC02	01	P	A	1.00	33,228	1.00	33,228
AGS221IA	10/17/2011	038711	ARCHITECT V	SR26	13	P	C	1.00		1.00	52,728
AGS231FA	10/24/2011	022560	JANITOR II	BC02	01	P	A	1.00	33,228	1.00	33,228
AGS221IA	11/1/2011	006687	BUILDING CONSTRUCTION INSPECTOR II	SR19	03	P	C	1.00		1.00	37,512
AGS879OA	11/1/2011	101163	WAREHOUSE SUPERVISOR	SRNA	61	T	A	1.00	29,986	1.00	24,000
AGS231FA	11/7/2011	018987	JANITOR II	BC02	01	P	A	1.00	33,228	1.00	33,228
AGS232FE	11/14/2011	004375	GROUNDSKEEPER I	BC02	01	P	A	1.00	33,228	1.00	33,228
AGS131EA	11/16/2011	022015	OFFICE ASSISTANT III	SR08	03	P	A	1.00	39,480	1.00	26,364
AGS221IA	11/16/2011	012581	PUBLIC WORKS MANAGER	EM07	35	P	A	1.00	79,104	1.00	92,844
AGS221IA	11/16/2011	017012	CONTRACTS ASSISTANT II	SR15	03	P	A	1.00	49,932	1.00	40,548
AGS231FA	11/16/2011	009813	OFFICE ASSISTANT II	SR06	03	P	A	1.00	33,756	1.00	25,368
AGS818KA	11/21/2011	103501	ARTS PROGRAM SPECIALIST	SRNA	13	P	T	1.00	42,132	1.00	43,700

Department of Accounting and General Services
RIF Related Grievances

Table 14

<u>Prog ID/Org</u>	<u>Position Number</u>	<u>Position Title</u>	<u>SR Level</u>	<u>BU</u>	<u>T/P</u>	<u>MOF</u>	<u>FTE</u>	<u>RIF Date</u>	<u>Grievance Date</u>	<u>Current Status</u>
AGS 231 FA	110633	Carpet Cleaner I	BC-04	01	P	A	1.00	11/20/2009	11/20/2009	Grievance withdrawn by UPW eff. 7/12/10.
AGS 231 FA	110633	Carpet Cleaner I	BC-04	01	P	A	1.00	11/20/2009	12/14/2009	Grievance withdrawn by UPW eff. 7/12/10.
AGS 231 FA	110633	Carpet Cleaner I	BC-04	01	P	A	1.00	11/20/2009	12/8/2009	Grievance withdrawn by UPW eff. 7/12/10.
AGS 231 FA	110633	Carpet Cleaner I	BC-04	01	P	A	1.00	11/20/2009	2/9/2010	Grievance withdrawn by UPW eff. 7/12/10.
AGS 232 FE	22452	Groundskeeper I	BC-02	01	P	A	1.00	11/20/2009	12/15/2009	Pending arbitration.
AGS 232 FE	22452	Groundskeeper I	BC-02	01	P	A	1.00	11/20/2009	2/9/2010	Pending arbitration.
AGS 231 FA	110524	Janitor II	BC-02	01	P	A	1.00	11/20/2009	12/8/2009	Pending arbitration.
AGS 231 FA	110524	Janitor II	BC-02	01	P	A	1.00	11/20/2009	2/9/2010	Pending arbitration.
AGS 231 FA	3762	Janitor II	BC-02	01	P	A	1.00	11/20/2009	12/8/2009	Pending arbitration.
AGS 231 FA	3762	Janitor II	BC-02	01	P	A	1.00	11/20/2009	2/9/2010	Pending arbitration.
AGS 231 FA	1301	Carpet Cleaner II	WS-04	01	P	A	1.00	6/15/2010 **	11/20/2009	Grievance settled eff. 5/24/10.
AGS 231 FA	1301	Carpet Cleaner II	WS-04	01	P	A	1.00	6/15/2010 **	12/14/2009	Grievance settled eff. 5/24/10.
AGS 232 FE	6814	Groundskeeper I	BC-02	01	P	A	1.00	11/20/2009	12/8/2009	Pending arbitration.
AGS 232 FE	6814	Groundskeeper I	BC-02	01	P	A	1.00	11/20/2009	2/9/2010	Pending arbitration.
AGS 231 FA	22555	Janitor II	BC-02	01	P	A	1.00	11/20/2009	12/8/2009	Pending arbitration.
AGS 231 FA	22555	Janitor II	BC-02	01	P	A	1.00	11/20/2009	2/9/2010	Pending arbitration.
AGS 231 FA	22557	Janitor II	BC-02	01	P	A	1.00	11/20/2009	11/19/2009	Pending arbitration.
AGS 231 FA	22557	Janitor II	BC-02	01	P	A	1.00	11/20/2009	12/14/2009	Pending arbitration.
AGS 231 FA	22557	Janitor II	BC-02	01	P	A	1.00	11/20/2009	12/8/2009	Pending arbitration.
AGS 231 FA	22557	Janitor II	BC-02	01	P	A	1.00	11/20/2009	2/9/2010	Pending arbitration.
AGS 232 FE	21599	Groundskeeper I	BC-02	01	P	A	1.00	11/20/2009	12/8/2009	Pending arbitration.
AGS 232 FE	21599	Groundskeeper I	BC-02	01	P	A	1.00	11/20/2009	2/9/2010	Pending arbitration.
AGS 231 FA	1351	Janitor II	BC-02	01	P	A	1.00	11/20/2009	12/8/2009	Pending arbitration.
AGS 231 FA	1351	Janitor II	BC-02	01	P	A	1.00	11/20/2009	2/9/2010	Pending arbitration.
AGS 231 FA	18554	Janitor II	BC-02	01	P	A	1.00	11/20/2009	12/15/2009	Pending arbitration.
AGS 231 FA	18554	Janitor II	BC-02	01	P	A	1.00	11/20/2009	2/9/2010	Pending arbitration.
AGS 231 FA	31780	Janitor II	BC-02	01	P	A	1.00	11/20/2009	12/8/2009	Pending arbitration.
AGS 231 FA	31780	Janitor II	BC-02	01	P	A	1.00	11/20/2009	2/9/2010	Pending arbitration.
AGS 231 FA	7319	Janitor II	BC-02	01	P	A	1.00	11/20/2009	12/8/2009	Pending arbitration.
AGS 231 FA	7319	Janitor II	BC-02	01	P	A	1.00	11/20/2009	2/9/2010	Pending arbitration.
AGS 231 FA	55073	Janitor II	BC-02	01	P	A	1.00	11/20/2009	12/8/2009	Pending arbitration.
AGS 231 FA	55073	Janitor II	BC-02	01	P	A	1.00	11/20/2009	2/9/2010	Pending arbitration.
AGS 131 EC	7907	Computer Operations Supv I	SR-19	04	P	A	1.00	11/20/2009	11/20/2009	Grievance closed by DHRD eff. 12/2/09.
AGS 131 EE	14294	ITS V	SR-24	13	P	A	1.00	1/3/2010 *	12/10/2009	Class grievance filed with DHRD and settled eff. 8/3/10.
AGS 131 EE	37517	ITS IV	SR-22	13	P	A	1.00	1/3/2010 *	1/11/2010	Class grievance settled eff. 8/30/10.
AGS 131 EA	17863	ITS V	SR-24	13	P	A	1.00	1/3/2010 *	1/11/2010	Class grievance settled eff. 8/30/10.

Department of Accounting and General Services
RIF Related Grievances

Table 14

<u>Prog ID/Org</u>	<u>Position Number</u>	<u>Position Title</u>	<u>SR Level</u>	<u>BU</u>	<u>T/P</u>	<u>MOF</u>	<u>FTE</u>	<u>RIF Date</u>	<u>Grievance Date</u>	<u>Current Status</u>
AGS 131 EE	29671	ITS IV	SR-22	13	P	A	1.00	1/3/2010 *	1/11/2010	Class grievance settled eff. 8/30/10.
AGS 131 EC	9724	Office Assistant III	SR-08	03	P	A	1.00	1/3/2010 *	1/11/2010	Class grievance settled eff. 8/30/10.
AGS 131 EE	48161	ITS IV	SR-22	13	P	A	1.00	1/3/2010 *	1/11/2010	Class grievance settled eff. 8/30/10.
AGS 131 EC	9654	Computer Operator II	SR-15	03	P	A	1.00	12/15/2009 **	12/21/2009	Class grievance settled eff. 4/19/11.
AGS 131 EC	9962	Computer Operator II	SR-15	03	P	A	1.00	12/18/2009	12/21/2009	Class grievance settled eff. 4/19/11.
AGS 131 EC	27468	Computer Operator II	SR-15	03	P	A	1.00	1/3/2010 *	12/21/2009	Class grievance settled eff. 4/19/11.
AGS 131 EC	12685	Computer Operator III	SR-17	03	P	A	1.00	12/30/2009 ***	12/21/2009	Class grievance settled eff. 4/19/11.
AGS 131 EC	40587	Computer Operator II	SR-15	03	P	A	1.00	1/2/2010 *	12/21/2009	Class grievance settled eff. 4/19/11.
AGS 131 EC	40590	Computer Operator II	SR-15	03	P	A	1.00	1/2/2010 *	12/21/2009	Class grievance settled eff. 4/19/11.
AGS 131 EC	22023	Computer Operator II	SR-15	03	P	A	1.00	2/31/2009 ***	12/21/2009	Class grievance settled eff. 4/19/11.
* Placed in DAGS										
** Placed in another department										
*** Retired										
**** Resigned										

Department of Accounting and General Services
Expenditures Exceeding Appropriation Ceilings

Table 15

<u>Prog ID</u>	<u>MOF</u>	<u>Date of Increase</u>	<u>Appropriation Ceiling</u>	<u>Amount Exceeding Appropriation</u>	<u>Increase Percent</u>	<u>Reason for Exceeding Ceiling</u>	<u>Recurring (Y/N)</u>	<u>GF Impact (Y/N)</u>
AGS-881	N	11/1/2010	\$ 950,160	\$ 150,000	15.8%	Increase in federal grant	N	N

Department of Accounting and General Services
Federal Grants

Revised
Table 16

<u>Prog ID</u>	<u>CFDA No.</u>	<u>Award Description</u>	<u>Awarding Federal Agency</u>	<u>Anticipated or Actual Date of Award</u>	<u>Anticipated or Actual Award Amount</u>	<u>State Fiscal Year</u>	<u>State Matching Requirement or Other Commitment (Describe)</u>	<u>Anticipated Reduction or Discontinuance (Y/N)</u>	<u>Comments</u>
AGS 881 (State Foundation On Culture & the Arts)	45.025	Grant	National Endowment for the Arts	1-Jul-11	\$725,400	FY 2012	1:1	Yes - reduction	9% reduction to original award
AGS 881 (State Foundation On Culture & the Arts)	45.025	Grant	National Endowment for the Arts	1-Jul-12	\$730,000	FY 2013	1:1	Yes - reduction	Reduction of approximately 8% expected per cut to Department of the Interior's appropriations budget

Department of Accounting and General Services
Intradepartmental Transfer of Funds

Table 17

<u>Date of Transfer</u>	<u>MOF</u>	<u>Amount Transferred</u>	<u>From Prog ID</u>	<u>Percent of Imparting Program ID Appropriation</u>	<u>To Prog ID</u>	<u>Percent of Receiving Program ID Appropriation</u>	<u>Reason for Transfer</u>	<u>Recurring (Y/N)</u>
3/21/2011	A	\$ 75,000	AGS-102	7.2%				
3/21/2011	A	\$ 20,000	AGS-104	4.9%				
3/21/2011	A	\$ 40,000	AGS-111	5.6%				
3/21/2011	A	\$ 5,000	AGS-211	0.8%				
3/21/2011	A	\$ 50,000	AGS-221	4.8%				
3/21/2011	A	\$ 80,000	AGS-232	5.1%				
3/21/2011	A	\$ 30,000	AGS-233	1.1%				
3/21/2011	A	\$ 250,000	AGS-901	10.0%				
3/21/2011	A	\$ 550,000			AGS-231	4.2%	To cover utility shortfalls	N
6/3/2011	A	\$ 17,000	AGS-101	3.2%				
6/3/2011	A	\$ 11,000	AGS-102		AGS-102	1.1%		
6/3/2011	A	\$ 6,000	AGS-103		AGS-103	1.0%	To cover payroll shortfalls	N

Department of Accounting and General Services
Interdepartmental Transfer of Funds

Table 18

<u>Date of Transfer</u>	<u>MOF</u>	<u>Amount Transferred</u>	<u>From Prog ID</u>	<u>Percent of Imparting Program ID Appropriation</u>	<u>To Prog ID</u>	<u>Percent of Receiving Program ID Appropriation</u>	<u>Transfer Category LS/PR/O</u>	<u>Reason for Transfer (O - Other)</u>	<u>Recurring (Y/N)</u>
11/23/2011	A	\$ 15,233	AGS-101	3.0%			LS		N
		\$ 25,161	AGS-102	2.3%			LS		N
		\$ 21,578	AGS-103	3.1%			LS		N
		\$ 14,300	AGS-104	3.2%			LS		N
		\$ 26,335	AGS-111	3.4%			LS		N
		\$ 289,488	AGS-131	2.3%			LS		N
		\$ 19,730	AGS-211	3.1%			LS		N
		\$ 40,358	AGS-221	3.4%			LS		N
		\$ 8,674	AGS-223	0.1%			LS		N
		\$ 143,978	AGS-231	0.1%			LS		N
		\$ 34,683	AGS-232	2.1%			LS		N
		\$ 59,139	AGS-233	2.1%			LS		N
		\$ 34,880	AGS-240	3.4%			LS		N
		\$ 127,452	AGS-807	2.9%			LS		N
		\$ 37,803	AGS-879	2.1%			LS		N
		\$ 73,665	AGS-901	2.7%			LS		N
		\$ 972,457			BUF-761	?	LS		N
11/23/2011		\$ 1,000,000	AGS-203	14.3%	BUF-761	?	PR		N

Department of Accounting and General Services
Active Contracts

Table 19

Prog ID	MOF	Payment Amount	Frequency (M/A/O)	Max Value (Original)	PO/Contract Balance as of 12/12/11	Date Executed	Term of Contract		Organization (Vendor, Contractor, Lessor)	Category G/S/E/L	Description	Explanation of How Contract is Monitored	POS Y/N
							From	To					
AGS-103	A	\$ 55,351	O	\$ 80,000	\$ 24,649	9/27/2011	9/27/11	12/31/13	N&K CPAs Inc	S	Accounting services to assist in the prepartaion of the CAFR.	* See footnote below	N
AGS-102	A		O	\$ 17,685	\$ 17,685	6/30/2011	6/30/11	6/30/12	STD REGISTER CO.	G	Check stock		N
Division/Office/Attached Agency: Accounting Division Contact Person: Wayne Horie Phone No.: 586-0600													
*Pursuant to HRS Section 103-10, payment shall be made no later than 30 calendar days following the date of receipt of the invoice or after the satisfactory delivery of the goods or performance of the services, whichever is later. The vendor/contractor is owned interest if they cannot be paid within this time period. Pursuant to HRS 40-56, the person directly responsible for purchase order/contract signs a certification validating that goods and services have been received in good order and condition on the invoice.													

Department of Accounting and General Services
Active Contracts

Table 19

Prog ID	MOF	Payment Amount	Frequency (M/A/O)	Max Value (Original)	PO/Contract Balance as of 12/12/11	Date Executed	Term of Contract		Organization (Vendor, Contractor, Lessor)	Category G/S/E/L	Description	Explanation of How Contract is Monitored	POS Y/N
							From	To					
											* See footnote below	N	
AGS111	A	\$ 213	M	\$ 12,780	\$ 10,437	12/1/2010	12/1/10	12/1/15	Xerox Corp.	E	5 Yr Copier WC5735A Lease	Monthly Billing	N
AGS111	A	\$ 114	M	\$ 6,840	\$ 456	4/1/2007	4/1/07	4/1/12	Xerox Corp.	E	5 Yr Copier WC4150X Lease	Monthly Billing	N
AGS111	A	\$ 188	M	\$ 11,280	\$ 752	4/1/2007	4/1/07	4/1/12	Xerox Corp.	E	5 Yr Copier C123PL-CO Lease	Monthly Billing	N
AGS111	N	\$ 72,400	O	\$ 72,400	\$ 18,025	6/16/2010	7/29/10	2/29/12	Adam Jansen	S	Consultant Services to Develop Hawaii State Digital Archives Plan (Federal Grant)	Quarterly	N
<p>Division/Office/Attached Agency: Archives Division Contact Person: Susan Shaner Phone No.: 586-0310</p>													
<p>*Pursuant to HRS Section 103-10, payment shall be made no later than 30 calendar days following the date of receipt of the invoice or after the satisfactory delivery of the goods or performance of the services, whichever is later. The vendor/contractor is owned interest if they cannot be paid within this time period. Pursuant to HRS 40-56, the person directly responsible for purchase order/contract signs a certification validating that goods and services have been received in good order and condition on the invoice.</p>													

Department of Accounting and General Services
Active Contracts

Table 19

Prog ID	MOF	Payment Amount	Frequency (M/A/O)	Max Value (Original)	PO/Contract Balance as of 12/12/11	Date Executed	Term of Contract		Organization (Vendor, Contractor, Lessor)	Category G/S/E/L	Description	Explanation of How Contract is Monitored	POS Y/N
							From	To					
AGS-131	A	0.00	O	170,650.28	170,650.28	06/20/11	06/01/11	05/31/12	BT Conferencing Video, Inc. fka Wire One Communications	G&S	(ICSD Price Lists) BT Conferencing Maintenance for Equipment	* See footnote below	N
AGS-131	A	32,404.59	A	35,743.20	3,338.61	12/30/09	12/30/10	12/29/11	C&A Generator Services, Inc.	S	(1+4 ext. exp. 12/29/14) Guaranteed maintenance services for emergency motor generators at State telecommunication sites (Mt. Kilohana, Kahua Ranch, Humuula, Mauna Loa and Hilo SOB)	* See footnote below	N
AGS-131	A	232,996.34	A	233,469.00	472.66	03/31/09	03/31/11	03/30/12	CA, Inc. dba CA - IT Management Software	S	(5 years Multi-Term exp. 03/30/14) Provide software license replacement programs and maintenance services	* See footnote below	N
AGS-131	A	12,069.80	A	14,483.91	2,414.11	01/21/10	01/21/11	01/20/12	Cummins West, Inc.	S	(1+4 ext. exp. 01/20/15) Guaranteed maintenance services for emergency motor generators at State telecommunication sites (Round Top & Kokohead)	* See footnote below	N
AGS-131	A	0.00	O	91,300.00	91,300.00	10/31/11	120 days		Eagle Construction Co., Ltd.	G&S	(120 days) For Radio Tower and Antenna System Inspection, Maintenance, Replacement, Installation, and Removal, Statewide for Item No. 1	* See footnote below	N
AGS-131	A	0.00	O	71,700.00	71,700.00	10/31/11	120 days		Eagle Construction Co., Ltd.	G&S	(120 days) For Radio Tower and Antenna System Inspection, Maintenance, Replacement, Installation, and Removal, Statewide for Item No. 2, 4, 7 & 9	* See footnote below	N

Department of Accounting and General Services
Active Contracts

Table 19

Prog ID	MOF	Payment Amount	Frequency (M/A/O)	Max Value (Original)	PO/Contract Balance as of 12/12/11	Date Executed	From	To	Organization (Vendor, Contractor, Lessor)	Category G/S/E/L	Description	Explanation of How Contract is Monitored	POS Y/N
AGS-131	A		Q	85,000.00	85,000.00	07/01/11	07/01/11	09/30/11	International Business Machines Corporation	S	Price List (3 yrs + 2 ext. - exp. 06/30/16) Maintenance of IBM Mainframe and Related Equipment - Statewide	* See footnote below	N
AGS-131	A		A	9,564.00	9,564.00	01/12/09	01/12/11	01/11/12	JECO Air Conditioning Inc.	S	Guaranteed comprehensive routine and emergency maint on Lanai telecomm site	* See footnote below	N
AGS-131	A	0.00	O	48,000.00	48,000.00				Maximus Consulting Services, Inc.	S	(FY 2012 & FY 2013) Statewide Cost Allocation Plan		
AGS-131	A	35,721.72	A	47,628.96	11,907.24	01/27/09	01/27/11	01/26/12	Oahu Air Conditioning Service, Inc.	S	(1+4 exp. 01/26/14) Guaranteed comprehensive routine & emergency maint on the islands of Kauai, Oahu, Molokai & Hawaii telecomm sites	* See footnote below	N
AGS-131	A	0.00	O	38,792.00	38,792.00	09/01/11	180 days		O'ahu Air Conditioning Service, Inc.	G & S	(180 Calendar days) All Work and Deliverables to Furnish and Insall Telecommunications Grade Wall Mounted Air Conditioner at ICSD Haleakala Radio Facility & Annual Cost of Monthly Maintenance of New Air Conditioner at ICSD Haleakala Radio Facility (12 times monthly price of \$361.20)	* See footnote below	N
AGS-131	A	0.00	O	4,334.40	4,334.40	09/01/11	180 days		O'ahu Air Conditioning Service, Inc.	G & S	maintenance of the above	* See footnote below	N
AGS-131	A	113,775.18	A	193,325.99	79,550.81	04/01/11	04/01/11	03/03/12	Pacific Wireless Communications, LLC	S	(1+4 exp. 03/13/16) Comprehensive maint and continuous monitoring of Hawaiian Statewide Microwave Radio Comm Sys and its equip	* See footnote below	N

Department of Accounting and General Services
Active Contracts

Table 19

Prog ID	MOF	Payment Amount	Frequency (M/A/O)	Max Value (Original)	PO/Contract Balance as of 12/12/11	Date Executed	From	To	Organization (Vendor, Contractor, Lessor)	Category G/S/E/L	Description	Explanation of How Contract is Monitored	POS Y/N
AGS-131	A	0.00	O	9,500.00	9,500.00	09/01/11	120 days		Pacific Wireless Communications, LLC	G	(120 Calendar days) To Furnish and Replace Aviation Warning Lamps on and Inspect the ICSD Tower at Puu Kilea (Item 10)	* See footnote below	N
AGS-131	A	4,261.80	M	10,228.31	5,966.51	on going	07/01/11	06/30/12	IBM	G	Software license and maintenance for PL/1 and TSO PCF	*See footnote below	N
AGS-131	A	174,452.10	A	361,262.16	186,810.06	07/01/08	07/01/11	06/30/12	Sirius Computer Solutions, Inc. assigned to IBM Corporation	E	(1+4 exp. 08/28/13) Furnish deliver & replace a Leased IBM mainframe computer and storage server for the SOH (H/W)	* See footnote below	N
AGS-131	A	147,187.41	A	424,090.44	276,903.03	07/01/08	07/01/11	06/30/12	Sirius Computer Solutions, Inc. assigned to IBM Corporation	E	(1+4 exp. 08/28/13)Furnish deliver & replace a Leased IBM mainframe computer and storage server for the SOH (S/W)	* See footnote below	N
AGS-131	A	0.00	A	151,300.68	151,300.68	12/01/10	12/01/11	11/30/12	Sirius Computer Solutions, Inc. assigned to IBM Corporation	G	(7 years - exp. 11/30/17 - Multi-Term) Furnish, Deliver, Install Configure Migrate, and Provide Maintenance for a Virtual Tape System	* See footnote below	N
AGS-131	A	0.00	A	123,952.56	123,952.56	11/01/04	11/01/11	04/28/12	Xerox Corporation	E	(7 yr lease + 180 days - exp. 04/28/12) Furnish, deliver & install laser printing system to replace or upgrade two Laser Xerox 4635 MA Laser Printers	* See footnote below	N
AGS-131	A	460.55	M	27,615.00	18,410.00	03/22/10	3/22/10	3/22/15	Xerox Corp.	E	COLORQUBE 9201 60 Months Lease (Admin)	* See footnote below	N
AGS-131	A	428.00	M	25,691.00	8,135.00	06/30/08	6/30/08	6/30/13	Xerox Corp.	E	W7655P 60 Months Lease (PSB)	* See footnote below	N

Department of Accounting and General Services
Active Contracts

Table 19

Prog ID	MOF	Payment Amount	Frequency (M/A/O)	Max Value (Original)	PO/Contract Balance as of 12/12/11	Date Executed	From	To	Organization (Vendor, Contractor, Lessor)	Category G/S/E/L	Description	Explanation of How Contract is Monitored	POS Y/N
AGS-131	A	301.00	M	18,033.00	4,809.00	03/31/08	3/31/08	3/31/13	Xerox Corp.	E	WC7345P 60 Months Lease (CSB I)	* See footnote below	N
AGS-131	A	301.00	M	18,033.00	4,809.00	03/31/08	3/31/08	3/31/13	Xerox Corp.	E	WC7345P 60 Months Lease (CSB II)	* See footnote below	N
AGS-131	A	301.00	M	18,033.00	4,809.00	03/31/08	3/31/08	3/31/13	Xerox Corp.	E	WC7345P 60 Months Lease (TSSB-Kmoku)	* See footnote below	N
AGS-131	A	301.00	M	18,033.00	4,809.00	03/28/08	3/28/08	3/28/13	Xerox Corp.	E	WC7345P 60 Months Lease (TSB)	* See footnote below	N
AGS-131	A	301.00	M	18,033.00	4,809.00	03/20/08	3/20/08	3/20/13	Xerox Corp.	E	WC7345P 60 Months Lease (TSSB -OIMT)	* See footnote below	N
AGS-131	A	0.00	A	27,459.67	27,459.67	10/20/11	10/20/11	10/19/12	Unisys Corporation	G	1 yr ACT Data Capture and Retrieval Software License for ICSD Data Entry system.	* See footnote below	N
AGS-131	A	11,532.01	M	19,220.02	7,688.01	09/01/11	09/01/11	08/31/12	Security Armored Car & Courier Services Hawaii	S	1 yr Courier services to Transport Various Reports and Tapes to and from Keoni Ana Bldg and Archives respectively. Maintenance for ICSD Data Entry system servers.	* See footnote below	N
Division/Office/Attached Agency: Information and Communication Services Division, AGS-131													
Contact Person: Sharon Wong/Dennis Uyesugi													
Phone No.: 586-1910 / 586-1855 x702													
*Pursuant to HRS Section 103-10, payment shall be made no later than 30 calendar days following the date of receipt of the invoice or after the satisfactory delivery of the goods or performance of the services, whichever is later. The vendor/contractor is owned interest if they cannot be paid within this time period.													
Pursuant to HRS 40-56, the person directly responsible for purchase order/contract signs a certification validating that goods and services have been received in good order and condition on the invoice.													

Department of Accounting and General Services
Active Contracts

Table 19

Prog ID	MOF	Payment Amount	Frequency (M/A/O)	Max Value (Original)	PO/Contract Balance as of 12/12/11	Date Executed	Term of Contract		Organization (Vendor, Contractor, Lessor)	Category G/S/E/L	Description	Explanation of How Contract is Monitored	POS Y/N
							From	To					
AGS-203	W	\$ 32.32	M	\$ 1,939	\$ 1,325	4/3/2009	5/4/09	5/3/14	Xerox Corp.	E	Fax machine WC4118X 60 Months Lease	* See footnote below	N
AGS-203	W	\$ 261.25	M	\$ 15,675	\$ 13,324	3/4/2011	4/5/11	4/4/16	Ricoh Business Solutions	E	Copier AFCIO MP C4501 60 months lease	* See footnote below	N
<p>Division/Office/Attached Agency: Risk Management and Insurance Administration Contact Person: Julie Ugalde Phone No.: 586-0550</p>													
<p>*Pursuant to HRS Section 103-10, payment shall be made no later than 30 calendar days following the date of receipt of the invoice or after the satisfactory delivery of the goods or performance of the services, whichever is later. The vendor/contractor is owned interest if they cannot be paid within this time period. Pursuant to HRS 40-56, the person directly responsible for purchase order/contract signs a certification validating that goods and services have been received in good order and condition on the invoice.</p>													

Department of Accounting and General Services
Active Contracts

Table 19

Prog ID	MOF	Payment Amount	Frequency (M/A/Q)	Max Value (Original)	PO/Contract Balance as of 12/12/11	Date Executed	Term of Contract		Organization (Vendor, Contractor, Lessor)	Category G/S/E/L	Description	Explanation of How Contract is Monitored	POS Y/N
							From	To					
AGS-211	A	\$ 948	M	\$ 56,880	\$ 36,024	1/25/2010	2/10/10	2/9/15	Xerox Corp.	E	Xerox 6279 Wide Format Scanner/Printer 60 months lease	* See footnote below	N
AGS-211	A	\$ 426	M	\$ 35,784	\$ 27,264	3/23/2010	3/29/10	3/28/17	Xerox Corp.	E	Xerox Colorqube 9201 Color Multi Function Printer w/Fax 84 months lease	* See footnote below	N
<p align="center">Division/Office/Attached Agency: Land Survey Division Contact Person: Reid Siarot Phone No.: 586-0390</p>													
<p>*Pursuant to HRS Section 103-10, payment shall be made no later than 30 calendar days following the date of receipt of the invoice or after the satisfactory delivery of the goods or performance of the services, whichever is later. The vendor/contractor is owned interest if they cannot be paid within this time period. Pursuant to HRS 40-56, the person directly responsible for purchase order/contract signs a certification validating that goods and services have been received in good order and condition on the invoice.</p>													

Department of Accounting and General Services
Active Contracts

Table 19

Prog ID	MOF	Payment Amount	Frequency (M/A/O)	Max Value (Original)	PO/Contract Balance as of 12/12/11	Date Executed	Term of Contract		Organization (Vendor, Contractor, Lessor)	Category G/S/E/L	Description	Explanation of How Contract is Monitored	POS Y/N
							From	To					
AGS-221	W	\$ 230	M	\$ 11,524	\$ 6,915	10/30/09	10/30/09	10/30/14	Xerox Corp.	E	Copier, W5632PT 5-year, 60-month Lease	* See footnote below	N
AGS-221	A	\$ 470	M	\$ 25,669	\$ 15,401	10/29/09	11/3/09	11/23/14	Xerox Corp.	E	Copier, ColorQube9201 5-year, 60 Months Lease	* See footnote below	N
AGS-221	W	\$ 493	M	\$ 29,558	\$ 13,301	2/24/09	2/26/09	2/25/14	Xerox Corp.	E	Copier, WC7655 5-year, 60-month Lease	* See footnote below	N
AGS-221	W	\$ 417	M	\$ 25,020	\$ 12,510	7/30/09	8/1/09	7/24/14	Xerox Corp.	E	Copier, WCP55 5 Year, 60 Months Lease	* See footnote below	N
AGS-221	W	\$ 122,062	A	\$ 213,472	\$ 12,849	2/6/08	2/19/08	12/31/11	Autodesk, Inc.	S	Web-Based Construction Management System	* See footnote below	N
AGS-221	W	\$ 79	A	\$ 79	\$ 79	12/12/11	12/1/11	11/30/12	JFM Services	E	Typewriter, Annual Maintenance Agreement for IBM Wheelwriter 30	* See footnote below	N
AGS-221	W	\$ 812	A	\$ 812	\$ 812	5/12/11	6/1/11	5/31/12	Copiers Hawaii, Inc.	E	Copier Maintenance Service Agreement Contract for Sharp Copier AR-M237N	* See footnote below	N
AGS-221	W	\$ 61	M	\$ 7,363	\$ 522	9/30/07	9/30/07	9/30/12	Pitney Bowes	E	Postage Meter, 5 Year Meter (DM200) 60 Months Lease	* See footnote below Max Value amount is the total lease amount which is funded by three programs.	N
AGS-221	W	\$ 60	M	\$ 1,440	\$ 1,260	9/17/11	9/17/11	9/17/13	AT&T	S	2 Year Cellular Phone	* See footnote below	N
AGS-221	W	\$ 115	O	\$ 7,425	\$ 115	6/1/11	7/1/11	6/30/12	Stan's Super Service	S	1 Year Vehicle Servicing & Tune-up	Contract includes vehicle servicing & tune-up for three programs. There is only one vehicle under this program.	N
AGS-221	W	\$ 501	M	\$ 30,048	\$ 19,030	2/26/10	2/26/10	2/26/15	Xerox Corp.	E	Copier, W7665P 5-year, 60-month Lease	* See footnote below	N
AGS-221	W	\$ 195	O	\$ 2,943	\$ 2,145	6/21/10	6/21/10	6/21/14	Pitney Bowes	E	Postage Meter, 5 Year Meter (P700) 48 Months Lease	* See footnote below	N
Division/Office/Attached Agency: Public Works / Staff Services Office													
Contact Person: Lloyd T. Ogata													
Phone No.: 586-0520													
*Pursuant to HRS Section 103-10, payment shall be made no later than 30 calendar days following the date of receipt of the invoice or after the satisfactory delivery of the goods or performance of the services, whichever is later. The vendor/contractor is owned interest if they cannot be paid within this time period.													
Pursuant to HRS 40-56, the person directly responsible for purchase order/contract signs a certification validating that goods and services have been received in good order and condition on the invoice.													

Department of Accounting and General Services
Active Contracts

Table 19

Prog ID	MOF	Payment Amount	Frequency (M/A/O)	Max Value (Original)	PO/Contract Balance as of 12/12/11	Date Executed	Term of Contract		Organization (Vendor, Contractor, Lessor)	Category G/S/E/L	Description	Explanation of How Contract is Monitored	POS Y/N
							From	To					
AGS 223	A	2,557.99	M	21,000.00	13,589.47	10/1/2011	10/1/2011	5/31/2012	Akaku Holdings, LLC	L	Office Lease	Lease Terms	N
	A	337.50	M	3,900.00	2,590.00	8/1/2011	8/1/2011	12/31/2011	Castle & Cooke Resorts LLC	#917	L		N
	A	730.46	M	8,500.00	7,039.08	10/7/2011	10/7/2011	3/31/2012	Castle & Cooke Resorts, LLC	#113/115	L		N
	A	568.23	M	7,000.00	2,088.01	3/4/2011	3/4/2011	3/31/2012	City & County of Honolulu		L		N
	A	1,563.02	M	19,000.00	7,295.03	3/30/2011	3/30/2011	4/30/2012	Clark Realty Corporation		L		N
	A	5,949.48	M	147,000.00	78,392.36	11/12/2010	11/12/2010	11/30/2012	DTP Holdings, Inc.		L		N
	A	1,945,215.00	A	1,459,316.00	1,402,067.29	5/29/2009	5/29/2009	12/15/2011	First Hawaiian Bank-No. 1 Capitol		L		N
	A	6,498.92	M	189,600.00	48,804.34	9/15/2010	9/15/2010	7/31/2012	Gulsons LLC	#A/B	L		N
	A	6,546.87	M	33,000.00	26,453.13	11/21/2011	11/21/2011	4/30/2012	Haseko Ctr Property Owner, LLC	#817	L		N
	A	4,968.72	M	34,800.00	11,444.87	7/15/2011	7/15/2011	2/29/2012	KCOM Corp.		L		N
	A	3,767.78	M	53,000.00	8,955.99	12/14/2010	12/14/2010	2/28/2012	Kona Scenic Land Inc.		L		N
	A	3,536.12	M	21,500.00	6,950.01	7/15/2011	7/15/2011	1/31/2012	Marcus Property Management LLC		L		N
	A	968.74	M	12,000.00	2,312.60	3/15/2011	3/15/2011	2/28/2012	Maui Varieties Investments, Inc..		L		N
	A	9,099.07	M	18,500.00	18,500.00	11/21/2011	11/21/2011	3/31/2012	Ocean View Property Owner LLC		L		N
	A	16,670.26	M	195,000.00	17,164.76	7/15/2011	7/15/2011	1/29/2012	Olelo: The Corporation for		L		N
	A	5,394.51	M	60,000.00	18,386.75	3/10/2011	3/10/2011	3/31/2012	Ponahawai Venture, LLC		L		N
	A	53,385.90	M	1,291,000.00	658,515.53	12/30/2010	12/30/2010	1/31/2013	Ronin Properties, LLC	A-250/B-290	L		N
	A	13,334.91	M	307,200.00	74,692.36	7/14/2010	7/14/2010	11/30/2012	Shiraki, Reed T.		L		N
	A	3,816.85	M	69,000.00	13,561.59	10/18/2010	10/18/2010	4/30/2012	Tavares, Edmond J. & Edwina A.		L		N
	A	2,452.07	M	43,900.00	11,030.52	10/18/2010	10/18/2010	4/30/2012	Uilani Associates, Inc.		L		N
	A	5,842.46	M	71,000.00	47,727.36	8/1/2011	8/1/2011	8/31/2012	Waihui LLC	#201-213	L		N
	A	6,743.49	M	26,900.00	15,569.26	10/7/2011	10/7/2011	3/31/2012	Windward Business Center, LLC		L		N
	A	12,380.17	M	74,300.00	18,384.62	7/15/2011	7/15/2011	2/29/2012	WKSP Limited Partnership	#A-204	L		N
	A	1,844.78	M	22,500.00	9,586.54	7/15/2011	7/15/2011	5/31/2012	1955 Main Street Partnership	#401	* L		N
	A	4,411.22	M	93,500.00	46,000.93	12/29/2010	12/29/2010	1/31/2012	1955 Main Street Partnership	#302	* L		N
	A	15,501.98	M	229,000.00	36,321.24	11/12/2010	11/12/2010	2/29/2012	Aipa Properties, L.L.C.		* L		N
	A	6,262.98	M	44,000.00	37,194.74	10/6/2011	10/6/2011	5/31/2012	Brilhante, William V.		* L		N
	A	6,722.56	M	74,400.00	46,031.66	7/15/2011	7/15/2011	6/31/2012	Castle & Cooke Properties, Inc.	#50	* L		N
	A	29,518.25	M	235,600.00	170,052.56	9/14/2011	9/14/2011	5/31/2012	Castle & Cooke Properties, Inc.	3rd flr	* L		N
	A	658.12	M	8,000.00	6,683.76	10/7/2011	10/7/2011	10/31/2012	Castle & Cooke Resorts, LLC	#121/123	* L		N
	A	13,013.42	M	91,200.00	29,406.27	7/15/2011	7/15/2011	2/29/2012	Chun, Roland K.C. and/or Janis Y.		* L		N
	A	18,711.56	M	170,000.00	74,641.35	6/15/2011	6/15/2011	3/31/2012	City Center, LLC		* L		N
	A	12,996.66	M	126,600.00	78,358.02	8/1/2011	8/1/2011	6/30/2012	Clark Holdings LLC		* L		N
	A	26,138.48	M	183,200.00	152,697.08	11/10/2011	11/10/2011	5/31/2012	CUNA Mutual Investment Corp.		* L		N
	A	11,747.12	M	196,000.00	47,198.76	11/16/2010	11/16/2010	4/30/2012	Day-Lum Rentals & Management, Inc.		* L		N

Department of Accounting and General Services
Active Contracts

Table 19

Prog ID	MOF	Payment Amount	Frequency (M/A/O)	Max Value (Original)	PO/Contract Balance as of 12/12/11	Date Executed	Term of Contract		Organization (Vendor, Contractor, Lessor)	Category G/S/E/L	Description	Explanation of How Contract is Monitored	POS Y/N	
							From	To						
A		1,788.32	M	20,100.00	11,533.83	7/15/2011	7/15/2011	7/31/2012	Deetman, Louis J. & Helena C.	* L			N	
A		3,529.57	M	39,350.00	35,345.89	10/7/2011	10/7/2011	9/30/2012	Eleele Associates, Inc.	* L			N	
A		4,403,684.00	A	6,838,662.10	4,504,853.56	5/29/2009	5/29/2009	12/31/2011	First Hawaiian Bank-Kapolei	* L			N	
A		7,288.33	M	47,300.00	35,130.95	11/10/2011	11/10/2011	4/30/2012	Frame 10	* L			N	
A		1,874.99	M	17,000.00	8,700.68	7/15/2011	7/15/2011	4/30/2012	Gaylord Properties	* L			N	
A		12,361.60	M	150,000.00	47,742.05	4/18/2011	4/18/2011	3/31/2012	Gulsons LLC	#200	* L		N	
A		11,877.02	M	210,000.00	63,642.90	11/12/2010	11/12/2010	5/31/2012	Gulsons, LLC	#300	* L		N	
A		34,453.77	M	103,500.00	69,046.23	11/21/2011	11/21/2011	2/29/2012	Haseko Ctr Property Owner, LLC	#606/615/617	* L		N	
A		15,211.84	M	76,200.00	60,988.16	11/21/2011	11/21/2011	4/30/2012	Haseko Ctr Property Owner, LLC	#710	* L		N	
A		2,292.16	M	27,600.00	23,015.68	10/7/2011	10/7/2011	10/31/2012	Hawaii & Pacific Commercial	#1/2	* L		N	
A		4,665.38	M	87,500.00	18,067.83	9/15/2010	9/15/2010	4/30/2012	Hawaii & Pacific Commercial	#433	* L		N	
A		3,580.74	M	75,750.00	16,741.26	7/14/2010	7/14/2010	4/30/2012	HCDOCH		* L		N	
A		83,240.23	M	1,105,000.00	324,344.99	2/8/2011	2/8/2011	4/30/2012	Housing Finance and Development Cor		* L		N	
A		5,718.71	M	130,300.00	65,966.84	12/15/2010	12/15/2010	11/30/2012	Ikedo, Ralph S.		* L		N	
A		13,195.57	M	158,400.00	99,156.29	7/15/2011	7/15/2011	7/31/2012	Kailua Business Center		* L	Office Lease	Lease Terms	N
A		75,716.68	M	458,800.00	132,855.48	7/15/2011	7/15/2011	1/31/2012	Kamehameha Schools	#300A/201/202	* L			N
A		30,679.62	M	126,500.00	42,046.32	7/15/2011	7/15/2011	10/31/2011	Kamehameha Schools [WBC 416]	#416	* L			N
A		9,512.65	M	57,500.00	38,486.15	10/7/2011	10/7/2011	4/30/2012	Kaneshiro and Sons Enterprise, Ltd.	#108	* L			N
A		7,889.53	M	47,800.00	32,024.23	10/7/2011	10/7/2011	4/30/2012	Kaneshiro and Sons Enterprise, Ltd.	#109	* L			N
A		3,673.52	M	44,200.00	36,863.32	10/7/2011	10/7/2011	10/31/2012	Kaneshiro and Sons Enterprise, Ltd.	#111	* L			N
A		1,666.67	M	20,100.00	20,100.00	11/10/2011	11/10/2011	11/30/2012	Kauai Veterans Council	#2	* L			N
A		5,993.87	M	36,000.00	7,824.89	7/15/2011	7/15/2011	1/31/2012	KCOM Corp.	#102-104	* L			N
A		2,318.74	M	16,500.00	5,645.98	7/15/2011	7/15/2011	2/29/2012	KCOM Corp.	#C-5	* L			N
A		8,425.26	M	76,000.00	49,853.83	8/1/2011	8/1/2011	5/31/2012	Kona Scenic Land Inc.	#220/230	* L			N
A		5,163.62	M	25,900.00	19,188.68	10/7/2011	10/7/2011	3/31/2012	Lihue Town Plaza, c/o Wagner Hawaii		* L			N
A		1,874.99	M	15,000.00	6,822.72	7/15/2011	7/15/2011	3/31/2012	Old Hilo Rentals, LLC		* L			N
A		8,424.97	M	25,500.00	20,504.10	11/10/2011	11/10/2011	2/29/2012	Ronin Properties, LLC	#A212	* L			N
A		4,420.60	M	63,000.00	12,219.45	12/14/2010	12/14/2010	2/28/2012	Ronin Properties, LLC	#A220	* L			N
A		10,901.75	M	44,400.00	32,792.08	10/7/2011	10/7/2011	2/29/2012	S & F Land Company, Inc.		* L			N
A		15,310.62	M	92,000.00	25,097.07	7/15/2011	7/15/2011	1/31/2012	Schnack, Ferdinand J. H. and Mary		* L			N
A		2,703.11	M	59,000.00	34,109.32	3/4/2011	3/4/2011	1/31/2012	Tavares, Edmond J. & Edwina A.	Gr flr	* L			N
A		1,468.74	M	17,700.00	16,169.27	10/7/2011	10/7/2011	10/31/2012	Tavares, Edmond J. & Edwina A.	#B	* L			N
A		13,582.43	M	40,800.00	35,841.40	11/10/2011	11/10/2011	2/29/2012	TKO, LLC		* L			N
A		13,198.19	M	52,800.00	29,237.91	10/7/2011	10/7/2011	2/29/2012	TNP SRT Waianae Mall, LLC		* L			N
A		3,636.15	M	70,000.00	51,264.28	6/20/2011	6/20/2011	4/20/2012	Union Plaza		* L			N
A		7,984.37	M	40,000.00	23,942.87	9/14/2011	9/14/2011	2/29/2012	Waihui, LLC	#107/108	* L			N

Department of Accounting and General Services
Active Contracts

Table 19

Prog ID	MOF	Payment Amount	Frequency (M/A/O)	Max Value (Original)	PO/Contract Balance as of 12/12/11	Date Executed	Term of Contract		Organization (Vendor, Contractor, Lessor)	Category G/S/E/L	Description	Explanation of How Contract is Monitored	POS Y/N
							From	To					
	A	1,984.36	M	26,000.00	10,125.12	4/28/2011	4/28/2011	5/31/2012	Watumull Kukui LLC	* L			N
	A	5,037.53	M	71,800.00	27,124.46	3/4/2011	3/4/2011	5/31/2012	WKSP Limited Partnership	#202 * L			N
	A	6,207.94	M	122,000.00	43,350.82	10/18/2010	10/18/2010	6/30/2012	WKSP Limited Partnership	#107 * L			N
Note: * A portion of the rent is paid by the user department with their funds. DAG's portion is paid with General Funds.													
AGS 223	A	355.00	M	0	0	3/8/2011	3/8/11	3/8/16	Xerox Corp.	E	5 Year lease (Copier W7535P)	Contract Terms	N
AGS 223	A	9.41	M	0	0	3/8/2011	3/8/11	3/8/16	Xerox Corp.	E	5 Yr Maint (copier P3500)	Contract Terms	N

Division/Office/Attached Agency: Public Works Division/Leasing Services Branch
Contact Person: Ivan Nishiki
Phone No.: 586-0508

Department of Accounting and General Services
Active Contracts

Table 19

Prog ID	MOF	Payment Amount	Frequency (M/A/O)	Max Value (Original)	PO/Contract Balance as of 12/12/11	Date Executed	Term of Contract		Organization (Vendor, Contractor, Lessor)	Category G/S/E/L	Description	Explanation of How Contract is Monitored	POS Y/N
							From	To					
AGS-231 FA	A	\$ 2,070	M	\$ 25,200	\$ 22,590	11/6/2007	10/1/2011	9/30/2012	Doonwood Engineering	S	Sump Pump Maintenance Contract	* See footnote below	N
AGS-231 FA	A	\$ -	M	\$ 104,534	\$ 104,534	11/19/2007	12/1/2011	11/30/2012	Oahu Air Conditioning	S	Air Conditioning Maintenance Contract	* See footnote below	N
AGS-231 FA	A	\$ 18,992	M	\$ 228,824	\$ 190,840	7/27/2010	7/1/2011	6/30/2012	Oahu Air Conditioning	S	Air Conditioning Maintenance Contract	* See footnote below	N
AGS-231 FA	A	\$ 15,980	M	\$ 193,060	\$ 145,120	8/12/2009	7/1/2011	6/30/2012	Dorvin Leis	S	Air Conditioning Maintenance Contract	* See footnote below	N
AGS-231 FA	A	\$ 2,670	M	\$ 32,400	\$ 3,000	1/4/2011	1/1/2011	12/31/2011	Island Recycling	S	Paper, Cardboard Recycling	* See footnote below	N
AGS-231 FA	A	\$ 1,048	M	\$ 12,576	\$ 2,096	1/12/2011	1/1/2011	12/31/2011	Schindler Elevator	S	Elevator Maintenance Contract	* See footnote below	N
AGS-231 FA	A	\$ 5,518	M	\$ 77,031	\$ 21,850	2/16/2011	1/1/2011	12/31/2011	Kone, Inc.	S	Elevator Maintenance Contract	* See footnote below	N
AGS231 FA	A	\$ -	M	\$ 10,888	\$ 10,888	3/2/2011	4/1/2011	3/31/2012	Hawthorne Pacific Corporation	S	Generator Maintenance Service	* See footnote below	N
AGS231 FA	A	\$ 945	M	\$ 11,340	\$ 5,670	5/4/2011	6/1/2011	5/31/2012	Support Services Group	S	Refuse and Recycling Service at Kakuhihewa Building	* See footnote below	N
AGS231 FA	A	\$ 381	M	\$ 4,574	\$ 3,431	9/1/2011	9/1/2011	8/31/2012	Support Services Group	S	Refuse Collection Service at Wahiawa Civic Center	* See footnote below	N
AGS231 FA	A	\$ 4,612	M	\$ 60,434	\$ 46,599	7/20/2011	9/1/2011	8/31/2012	Lanakila Rehab	S	Custodial Services at Ala Moana Building, Kamehameha V Building and Korean and Vietnam Memorial	* See footnote below	N
AGS231 FA	A	\$ 76,929	O	\$ 307,716	\$ 153,858	7/31/2009	7/1/2011	6/30/2012	NORESKO	S	Equipment Leasing Purchase Agreement	* See footnote below	N
AGS231 FA	A	\$ 109,454	M	\$ 985,084	\$ 875,631	7/31/2009	10/1/2011	6/30/2012	NORESKO	S	Fees for Operations & Maintenance (O&M), Measurement & Verification (M&V), Energy Manager (EM) and Energy Conservation thru Behavior Change (ECTBC).	* See footnote below	N

Department of Accounting and General Services
Active Contracts

Table 19

<u>Prog ID</u>	<u>MOF</u>	<u>Payment Amount</u>	<u>Frequency (M/A/O)</u>	<u>Max Value (Original)</u>	<u>PO/Contract Balance as of 12/12/11</u>	<u>Date Executed</u>	<u>From</u>	<u>To</u>	<u>Organization (Vendor, Contractor, Lessor)</u>	<u>Category G/S/E/L</u>	<u>Description</u>	<u>Explanation of How Contract is Monitored</u>	<u>POS Y/N</u>
AGS231 FA	A	\$ 662	M	\$ 39,739	\$ 3,974	4/13/2007	7/1/2007	6/30/2012	Xerox	S	5 Year Copier/Printer WC7655P 60 month Lease	* See footnote below	N
AGS232 FE	A	\$ -	M	\$ 116,940	\$ 116,940	11/23/2011	12/1/2011	11/30/2012	H.T.M. Contractors, Inc	S	Coconut and Other Palm Tree Trimming Services	* See footnote below	N
Division/Office/Attached Agency: Central Services Division													
Contact Person: James Richardson													
Phone No.: 831-6730													
*Pursuant to HRS Section 103-10, payment shall be made no later than 30 calendar days following the date of receipt of the invoice or after the satisfactory delivery of the goods or performance of the services, whichever is later. The vendor/contractor is owned interest if they cannot be paid within this time period.													
Pursuant to HRS 40-56, the person directly responsible for purchase order/contract signs a certification validating that goods and services have been received in good order and condition on the invoice.													

Department of Accounting and General Services
Active Contracts

Table 19

Prog ID	MOF	Payment Amount	Frequency (M/A/O)	Max Value (Original)	PO/Contract Balance as of 12/12/11	Date Executed	Term of Contract		Organization (Vendor, Contractor, Lessor)	Category G/S/E/L	Description	Explanation of How Contract is Monitored	POS Y/N
							From	To					
AGS-231	A	\$ 4,614	M	\$ 58,702	\$ 35,632	6/8/2011	7/1/11	6/30/12	Kona Association for R	S	Janitorial Services for Keakealani Office Building	* See attached footnote	N
AGS-232	A	\$ 1,791	M	\$ 22,018	\$ 13,063	6/8/2011	7/1/11	6/30/12	Kona Association for R	S	Groundskeeping Services for Keakealani Office Building	* See attached footnote	N
AGS-231	A	\$ 1,754	M	\$ 21,046	\$ 12,276	6/14/2011	7/1/11	6/30/12	HMP, Inc. dba Busines	S	Rubbish Hauling-Public Bldgs	* See attached footnote	N
AGS-231	A	\$ 1,201	M	\$ 14,416	\$ 8,411	6/15/2011	7/1/11	6/30/12	Pacific Waste, Inc.	S	Rubbish Hauling-Public Bldgs	* See attached footnote	N
AGS-231	A	\$ 522	M	\$ 31,347	\$ 14,106	3/18/2009	4/1/09	3/30/14	Xerox Corp.	E	Xerox 7655 Copy Machine	* See attached footnote	N
Division/Office/Attached Agency: Hawaii District Office Contact Person: Cyrus Wilson Phone No.: 974-6400													
*Pursuant to HRS Section 103-10, payment shall be made no later than 30 calendar days following the date of receipt of the invoice or after the satisfactory delivery of the goods or performance of the services, whichever is later. The vendor/contractor is owned interest if they cannot be paid within this time period. Pursuant to HRS 40-56, the person directly responsible for purchase order/contract signs a certification validating that goods and services have been received in good order and condition on the invoice.													

Department of Accounting and General Services
Active Contracts

Table 19

<u>Prog ID</u>	<u>MOF</u>	<u>Payment Amount</u>	<u>Frequency (M/A/O)</u>	<u>Max Value (Original)</u>	<u>PO/Contract Balance as of 12/12/11</u>	<u>Date Executed</u>	<u>Term of Contract</u>		<u>Organization (Vendor, Contractor, Lessor)</u>	<u>Category G/S/E/L</u>	<u>Description</u>	<u>Explanation of How Contract is Monitored</u>	<u>POS Y/N</u>
							<u>From</u>	<u>To</u>					
AGS-231	A	\$ 23	M	\$ 1,401	\$ 140	6/1/2007	6/15/07	6/15/12	Xerox Corp.	E	5 Year Copier WCP215 60 Months Lease	*see footnote below	N
<p align="center">Division/Office/Attached Agency: DAGS-Maui District Office Contact Person: David Victor Phone No.: 877-3305</p>													
<p>*Pursuant to HRS Section 103-10, payment shall be made no later than 30 calendar days following the date of receipt of the invoice or after the satisfactory delivery of the goods or performance of the services, whichever is later. The vendor/contractor is owned interest if they cannot be paid within this time period. Pursuant to HRS 40-56, the person directly responsible for purchase order/contract signs a certification validating that goods and services have been received in good order and condition on the invoice.</p>													

Department of Accounting and General Services
Active Contracts

Table 19

Prog ID	MOF	Payment Amount	Frequency (M/A/O)	Max Value (Original)	PO/Contract Balance as of 12/12/11	Date Executed	Term of Contract		Organization (Vendor, Contractor, Lessor)	Category G/S/E/L	Description	Explanation of How Contract is Monitored	POS Y/N
							From	To					
AGS-807	A	\$ 2,170.00	O	\$ 7,425.00	\$ 4,515.00	6/1/2011	7/1/11	6/30/12	Stan's Super Service	S	1 Year Vehicle Servicing & Tune-up	Contract includes vehicle servicing & tune-up. Max value amount is the total amount of contract which is funded by three programs.	N
AGS-231	A		O	\$ 7,425.00	\$ 370.00	6/1/2011	7/1/11	6/30/12	Stan's Super Service	S	1 Year Vehicle Servicing & Tune-up	Contract includes vehicle servicing & tune-up. Max value amount is the total amount of contract which is funded by three programs.	N
AGS-231	A	\$ 2,427.33	M	\$ 29,127.94	\$ 16,991.30	5/23/2011	7/1/11	6/30/12	Garden Isle Disposal, Inc	S	1 Year (supplemental contract no. 4) for refuse & recycling collections services, Kauai	*see footnote below.	N
AGS-807	A	\$ 249.15	M	\$ 16,609.80	\$ 14,428.38	10/21/2011	10/21/11	10/21/16	Ricoh	E	5 Year copier MPC5501 - 60 month lease	*see footnote below. Max value amount is the total lease amount which is funded by two programs.	N
AGS-233	A	\$ 27.68	M	\$ 16,609.80	\$ 1,627.76	10/21/2011	10/21/11	10/21/16	Ricoh	E	5 Year copier MPC5501 - 60 month lease	*see footnote below. Max value amount is the total lease amount which is funded by two programs.	N
AGS-231	A	\$ 9,285.02	M	\$ 111,420.24	\$ 64,995.14	6/1/2011	7/1/11	6/30/12	Oahu Air Conditioning	S	Cooperative purchasing agreement w/DOE - 1 year maintenance service contract at State Public Buildings on Kauai	*see footnote below.	Y

Department of Accounting and General Services
Active Contracts

Table 19

<u>Prog ID</u>	<u>MOF</u>	<u>Payment Amount</u>	<u>Frequency (M/A/O)</u>	<u>Max Value (Original)</u>	<u>PO/Contract Balance as of 12/12/11</u>	<u>Date Executed</u>	<u>From</u>	<u>To</u>	<u>Organization (Vendor, Contractor, Lessor)</u>	<u>Category G/S/E/L</u>	<u>Description</u>	<u>Explanation of How Contract is Monitored</u>	<u>POS Y/N</u>
AGS-807	A	\$ 57.68	M	\$ 7,363.20	\$ 519.12	9/30/2007	9/30/07	9/30/12	Pitney Bowes	E	5 Year Postage Meter (DM200) 60 month lease	*see footnote below. Max value amount is the total lease amount which is funded by three programs.	N
AGS-233	A	\$ 3.68	M	\$ 7,363.20	\$ 33.12	9/30/2007	9/30/07	9/30/12	Pitney Bowes	E	5 Year Postage Meter (DM200) 60 month lease	*see footnote below. Max value amount is the total lease amount which is funded by three programs.	N
Division/Office/Attached Agency: Kauai District Office Contact Person: Karene Kawamoto Phone No.: (808) 274-3033													
*Pursuant to HRS Section 103-10, payment shall be made no later than 30 calendar days following the date of receipt of the invoice or after the satisfactory delivery of the goods or performance of the services, whichever is later. The vendor/contractor is owned interest if they cannot be paid within this time period. Pursuant to HRS 40-56, the person directly responsible for purchase order/contract signs a certification validating that goods and services have been received in good order and condition on the invoice.													

Department of Accounting and General Services
Active Contracts

Table 19

Prog ID	MOF	Payment Amount	Frequency (M/A/O)	Max Value (Original)	PO/Contract Balance as of 12/12/11	Date Executed	Term of Contract		Organization (Vendor, Contractor, Lessor)	Category G/S/E/L	Description	Explanation of How Contract is Monitored	POS Y/N
							From	To					
AGS-252	W	\$ 3,774	M	\$ 62,469	\$ 43,601	7/1/2011	7/1/11	6/30/12	Ho'onani Landscaping, Ltd	S	General cleaning services for Parking Lots G & S	* See footnote below	N
AGS-252	W	\$ 540	M	\$ 12,960	\$ 540	1/1/2010	1/1/10	12/31/11	Samurai Professional Services	S	General cleaning services for Parking Lots A & P	* See footnote below	N
AGS-252	W	\$ 4,722	M	\$ 58,776	\$ 35,164	7/1/2011	7/1/11	6/30/12	Parking Lot Maintenance Company	S	General cleaning services for Parking Lots I, J, N, R, T & V	* See footnote below	N
AGS-252	W	\$ 2,046	M	\$ 26,662	\$ 16,434	7/1/2011	7/1/11	6/30/12	Parking Lot Maintenance Company	S	General R&M services Honolulu, Diamond Head, Kapolei & Waipahu	* See footnote below	N
AGS-252	W	\$ 393	M	\$ 4,716	\$ 2,751	7/1/2011	7/1/11	6/30/12	Parking Lot Maintenance Company	S	General cleaning services for Parking Lot O, OR&L Building	* See footnote below	N
AGS-252	W	\$ 950	M	\$ 15,150	\$ 12,825	7/1/2011	7/1/11	6/30/12	L&D Maintenance	S	Cleaning and maintenance of parking facilities on Maui	* See footnote below	N
AGS-252	W	\$ 2,155	M	\$ 32,328	\$ 21,552	7/1/2011	7/1/11	6/30/12	All Kauai Cleaning, Inc.	S	Cleaning and maintenance of parking facilities on Kauai	* See footnote below	N
AGS-252	W	\$ 2,400	M	\$ 38,556	\$ 26,556	7/11/2011	7/1/11	6/30/12	Malama Landscape Maintenance	S	Furnishing parking lot cleaning and grounds maintenance services at AAFES and Kakuhihewa Buildings on Oahu	* See footnote below	N

Department of Accounting and General Services
Active Contracts

Table 19

<u>Prog ID</u>	<u>MOF</u>	<u>Payment Amount</u>	<u>Frequency (M/A/O)</u>	<u>Max Value (Original)</u>	<u>PO/Contract Balance as of 12/12/11</u>	<u>Date Executed</u>	<u>From</u>	<u>To</u>	<u>Organization (Vendor, Contractor, Lessor)</u>	<u>Category G/S/E/L</u>	<u>Description</u>	<u>Explanation of How Contract is Monitored</u>	<u>POS Y/N</u>
AGS-252	W	\$ 1,552	M	\$ 11,025	\$ 3,265	10/1/2011	10/1/11	9/30/12	Malama Landscape Maintenance	S	Furnishing landscape and maintenance services for Lot A, Lot R and Pohukaina Street Loading Area	* See footnote below	N
AGS-252	W			\$ 24,000					Office of the Auditor	S	Financial Audit of the SOH DAGS Parking Control Revolving Fund for FY11	* See footnote below	N
AGS-251	W			\$ 24,000					Office of the Auditor	S	Financial Audit of the SOH DAGS Motor Pool Revolving Fund for FY11	* See footnote below	N
AGS-252	W	\$ 1,725	O	\$ 9,900	\$ 8,081	7/1/2011	7/1/11	6/30/12	R.K. Oshiro Door Service, Inc.	S	Furnishing quarterly grille gate maintenance and repair for Lots A, I, J, P, R, S, T & V	* See footnote below	N
AGS-252	W	\$ 94	O	\$ 377	Pcard	7/1/2011	7/1/11	6/30/12	R.K. Oshiro Door Service, Inc.	S	Quarterly maintenance service of swing gate Lot M	* See footnote below	N
AGS-252	W	\$ 1,055	M	\$ 12,660	\$ 4,220	4/1/2011	4/1/11	3/31/12	ThyssenKrupp Elevator	S	Maintenance and repair services of elevators in Lots A, P, R & V	* See footnote below	N

Department of Accounting and General Services
Active Contracts

Table 19

Prog ID	MOF	Payment Amount	Frequency (M/A/O)	Max Value (Original)	PO/Contract Balance as of 12/12/11	Date Executed	From	To	Organization (Vendor, Contractor, Lessor)	Category G/S/E/L	Description	Explanation of How	
												Contract is Monitored	POS Y/N
AGS-252	W	\$ 18,203	M	\$ 218,438	\$ -	1/1/2007	1/1/07	perpetual	Bristoll Alii Holdings	S	Pro-rata portion of the cost allocable for the maintenance, repair, improvement, refurbishment and operation of the Alii Place Garage's common elements and limited common elements in accordance with allocations set forth	* See footnote below	N
AGS-252	W		M		pCARD		12/27/10	12/26/15	XEROX Corporation	S	5 yr lease of admin copier	* See footnote below	N
AGS-251	W		M		pCARD		12/27/10	12/26/15	XEROX Corporation	S	5 yr lease of motor pool copier	* See footnote below	N
<p>Division/Office/Attached Agency: Automotive Management Contact Person: Hugh Sonoda Phone No.: 586-0350</p>													
<p>*Pursuant to HRS Section 103-10, payment shall be made no later than 30 calendar days following the date of receipt of the invoice or after the satisfactory delivery of the goods or performance of the services, whichever is later. The vendor/contractor is owned interest if they cannot be paid within this time period. Pursuant to HRS 40-56, the person directly responsible for purchase order/contract signs a certification validating that goods and services have been received in good order and condition on the invoice.</p>													

Department of Accounting and General Services
Active Contracts

Table 19

Prog ID	MOF	Payment Amount	Frequency (M/A/Q)	Max Value (Original)	PO/Contract Balance as of 12/12/11	Date Executed	Term of Contract		Organization (Vendor, Contractor, Lessor)	Category G/S/E/L	Description	Explanation of How Contract is Monitored	POS Y/N
							From	To					
AGS 871	T	\$ 172	Q	\$ 3,600	\$ 2,280	2/1/2010	2/1/10	5/1/15	Pitney Bowes	E	Postage meter - 63 Months Lease	* See footnote below	N
AGS 871	T	\$ 350	M	\$ 25,500	\$ 18,200	3/3/2010	3/15/10	3/14/16	Xerox Corp	E	Copier ColorQube 9201 - 73 Months Lease	*See footnote below	N
Division/Office/Attached Agency: Campaign Spending Commission Contact Person: Ellen Kojima Phone No.: 586-0285													
*Pursuant to HRS Section 103-10, payment shall be made no later than 30 calendar days following the date of receipt of the invoice or after the satisfactory delivery of the goods or performance of the services, whichever is later. The vendor/contractor is owned interest if they cannot be paid within this time period. Pursuant to HRS 40-56, the person directly responsible for purchase order/contract signs a certification validating that goods and services have been received in good order and condition on the invoice.													

Department of Accounting and General Services
Active Contracts

Table 19

Prog ID	MOF	Payment Amount	Frequency (M/A/O)	Max Value (Original)	PO/Contract Balance as of 12/12/11	Date Executed	Term of Contract		Organization (Vendor, Contractor, Lessor)	Category G/S/E/L	Description	Explanation of How Contract is Monitored	POS Y/N
							From	To					
AGS-879	A	\$ 737	M	\$ 44,220	\$ 24,321	7/19/2009	9/1/09	8/30/14	Xerox Corp.	E	5 Year lease on Xerox 4112 Copier	* See footnote below	N
AGS-879	A	\$ 583	M	\$ 32,400	\$ 6,164	1/14/2008	3/1/08	2/28/13	Toshiba Financial Services	E	5 Year lease on CYL717270 Copier	* See footnote below	N
AGS-879	A	\$ 1,725,000	O	\$ 11,000,000	\$ 6,900,000	6/30/2010	6/30/10	12/1/14	HART Intercivic, Inc.	S	Voting and Vote Count System for 3 election cycles	* See footnote below	N
AGS-879	A	varies according to work performed during the monthly billing period	M	\$ 574,634	\$ 222,912	6/20/2011	6/20/11	3/30/12	ESRI, Inc.	S	Geographic Information System support for 2011 Reapportionment	* See footnote below	N
AGS-879	A	\$ 1,361	M	\$ 16,332	\$ 9,527	6/20/2011	6/20/11	5/20/12	ESRI, Inc.	S	1 Year Management of Hosting Services Management	* See footnote below	N
AGS-879	A	\$ 576	M	\$ 6,912	\$ 4,030	7/20/2011	7/20/11	6/20/12	Jani King, Inc.	S	1 Year Janitorial Service for 802 Lehua Avenue office	* See footnote below	N
AGS-879	A	\$ 360	M	\$ 12,975	\$ 12,254	10/1/2011	10/1/11	9/30/14	Thomson West	S	3 Year Access to Legal Online Library	* See footnote below	N
<p align="center">Division/Office/Attached Agency: DAGS, Office of Elections Contact Person: Rhowell Ruiz Phone No.: 453-8683</p>													
<p>*Pursuant to HRS Section 103-10, payment shall be made no later than 30 calendar days following the date of receipt of the invoice or after the satisfactory delivery of the goods or performance of the services, whichever is later. The vendor/contractor is owned interest if they cannot be paid within this time period. Pursuant to HRS 40-56, the person directly responsible for purchase order/contract signs a certification validating that goods and services have been received in good order and condition on the invoice.</p>													

Department of Accounting and General Services
Active Contracts

Table 19

Prog ID	MOF	Payment Amount	Frequency (M/A/O)	Max Value (Original)	PO/Contract Balance as of 12/12/11	Date Executed	Term of Contract		Organization (Vendor, Contractor, Lessor)	Category G/S/E/L	Description	Explanation of How Contract is Monitored	POS Y/N
							From	To					
AGS-881	A	\$ 725	O	\$ 6,154	\$ 2,550	1/26/2011	1/26/11	7/31/11	Wong, Norma	S	Assessment of SFCA's strategic plan	* See footnote below	N
AGS-881	A	\$ 14,133	O	\$ 42,400	\$ 6,520	9/14/2011	9/14/11	9/13/12	Honolulu Theatre for Youth	S	Grant assistance in support of SFCA project-ARTS FIRST Professional Development/Collaborative residency	**See footnote below	N
AGS-881	N	\$ 5,800	O	\$ 17,400	\$ 17,400	9/14/2011	9/14/11	9/13/12	Honolulu Theatre for Youth	S	Grant assistance in support of SFCA project-ARTS FIRST Professional Development/Collaborative residency	**See footnote below	N
AGS-881	A	\$ 83,610	O	\$ 250,829	\$ 250,829	9/26/2011	9/26/11	12/1/12	Hawaii Alliance for Arts Ed	S	Grant assistance in support of SFCA project-ARTS FIRST and Artists in the Schools project	**See footnote below	N
AGS-881	N	\$ 12,508	O	\$ 37,525	\$ 37,525	9/26/2011	9/26/11	12/1/12	Hawaii Alliance for Arts Ed	S	Grant assistance in support of SFCA project-ARTS FIRST and Artists in the Schools project	**See footnote below	N
AGS-881	A	\$ 13,333	O	\$ 40,000	\$ 40,000	11/1/2011	11/1/11	10/31/12	University of Hawaii	S	Grant assistance in support of SFCA project-SCEP Presenting & Touring Outreach project	**See footnote below	N
AGS-881	N	\$ 13,333	O	\$ 40,000	\$ 40,000	11/1/2011	11/1/11	10/31/12	University of Hawaii	S	Grant assistance in support of SFCA project-SCEP Presenting & Touring Outreach project	**See footnote below	N
AGS-881	N	\$ 4,167	O	\$ 12,500	\$ 10,000	8/24/2011	9/1/11	6/30/12	Naalehu Theatre	S	Grant assistance in support of SFCA project-Hawaiian Arts Youth Outreach	**See footnote below	N
AGS-881	N	\$ 6,667	O	\$ 20,000	\$ 8,000	9/6/2011	9/6/11	5/31/12	Honolulu Theatre for Youth	S	Grant assistance in support of SFCA project-Poetry Out Loud-Hawaii	**See footnote below	N
AGS-881	N	\$ 6,250	O	\$ 12,500	\$ 10,000	9/14/2011	9/14/11	9/13/12	HI Youth Symphony Assn	S	Grant assistance in support of SFCA project-Music in the Clubhouse	**See footnote below	N
AGS-881	B	\$ 100,000	O	\$ 700,000	\$ 504,000	6/18/2009	6/18/09	6/30/12	Paley Studios	S	Creation/installation of an exterior sculpture for the UH, Hilo campus	* See footnote below	N
AGS-881	B	\$ 12,500	O	\$ 75,000	\$ 14,800	7/1/2009	7/1/09	12/31/12	Zebsda, Wayne	S	Creation/installation of an exterior work of art for the Mililani 'Ike Elem. School	* See footnote below	N
AGS-881	B	\$ 12,500	O	\$ 75,000	\$ 60,000	7/1/2009	7/1/09	12/31/12	Tolutau, Viliami	S	Creation/installation of an exterior sculpture for the Nanaikapono Elem. School	* See footnote below	N
AGS-881	B	\$ 12,500	O	\$ 75,000	\$ 60,000	7/1/2009	7/1/09	12/31/12	Sabado, Philip	S	Creation/installation of an exterior work of art for the Pomaika'i Elem. School	* See footnote below	N

Department of Accounting and General Services
Active Contracts

Table 19

Prog ID	MOF	Payment Amount	Frequency (M/A/O)	Max Value (Original)	PO/Contract Balance as of 12/12/11	Date Executed	From	To	Organization (Vendor, Contractor, Lessor)	Category G/S/E/L	Description	Explanation of How Contract is Monitored	POS Y/N
AGS-881	B	\$ 2,900	M	\$ 72,450	\$ 12,761	1/20/2011	2/1/11	1/31/12	Alii Security Systems	S	Security services for the Hawaii State Art Museum	* See footnote below	N
AGS-881	B	\$ 22,667	O	\$ 68,000	\$ 13,600	8/10/2010	8/1/10	12/31/11	Freedman, James	S	Creation/installation of an exterior sculpture for the Kea'au High School	* See footnote below	N
AGS-881	B	\$ 40,000	O	\$ 200,000	\$ 10,000	10/20/2010	10/20/10	12/31/11	Bennett, Carol	S	Creation/installation of 16 photovoltaic glass panels for the No. 1 Capitol District building	* See footnote below	N
AGS-881	B	\$ 40,000	O	\$ 200,000	\$ 10,000	10/20/2010	10/20/10	12/31/11	Young, Doug	S	Creation/installation of a glass floor mural for the No. 1 Capitol District building	* See footnote below	N
AGS-881	B	\$ 16,667	O	\$ 100,000	\$ 100,000	10/20/2010	10/20/10	12/31/13	Shiroma, Randall	S	Creation/installation of an exterior work of art for Ka'u High School & Pahala Elem. School	* See footnote below	N
AGS-881	B	\$ 12,500	O	\$ 75,000	\$ 71,500	10/20/2010	10/20/10	12/31/13	Spindt, Allan	S	Creation/installation of an exterior work of art for the Mokapu Elem. School	* See footnote below	N
AGS-881	B	\$ 25,000	O	\$ 125,000	\$ 6,250	10/20/2010	10/20/10	12/31/11	Abe, Saturo	S	Creation/installation of ten 3/16" copper panels for the No. 1 Capitol District building	* See footnote below	N
AGS-881	B	\$ 12,500	O	\$ 75,000	\$ 75,000	10/20/2010	10/20/10	12/31/13	Flint, Robert	S	Creation/installation of an exterior work of art for the Maui Waena Intermediate School	* See footnote below	N
AGS-881	B	\$ 12,500	O	\$ 75,000	\$ 75,000	10/26/2010	10/26/10	12/31/13	O'neill, Calley	S	Creation/installation of an exterior work of art for the Kipapa Elem. School	* See footnote below	N
AGS-881	B	\$ 1,625	O	\$ 4,875	\$ 1,500	3/1/2011	4/1/11	9/30/11	Koh, Annette Songhee	S	To coordinate IT work and design online grant application forms and provide assistance in grants administration	* See footnote below	N
AGS-881	B	\$ 4,855	O	\$ 20,947	\$ 6,377	3/16/2011	3/16/11	12/30/11	Jones, Michael	S	Provide conservation maintenance care for bronze/copper medium artworks	* See footnote below	N
AGS-881	B	\$ 66,667	O	\$ 200,000	\$ 20,000	8/24/2011	8/24/11	6/30/12	Hawaii Alliance for Arts Ed	S	Grant assistance in support of SFCA project-HISAM student program and Neighbor Island travel	**See footnote below	N
AGS-881	B	\$ 50,000	O	\$ 250,000	\$ 237,500	7/14/2011	7/14/11	12/31/13	Bennett, Carol	S	Creation/delivery of an interior work of art for the UH-West Oahu Library Tower	* See footnote below	N

Department of Accounting and General Services
Active Contracts

Table 19

<u>Prog ID</u>	<u>MOF</u>	<u>Payment Amount</u>	<u>Frequency (M/A/O)</u>	<u>Max Value (Original)</u>	<u>PO/Contract Balance as of 12/12/11</u>	<u>Date Executed</u>	<u>From</u>	<u>To</u>	<u>Organization (Vendor, Contractor, Lessor)</u>	<u>Category G/S/E/L</u>	<u>Description</u>	<u>Explanation of How Contract is Monitored</u>	<u>POS Y/N</u>
AGS-881	B	\$ 30,000	O	\$ 150,000	\$ 150,000	8/9/2011	8/9/11	6/30/14	Mills Studio, Inc.	S	Creation/installation of an interior glass sculpture for the Manoa Public Library	* See footnote below	N
AGS-881	B	\$ 42,984	O	\$ 128,951	\$ 19,343	7/21/2011	7/21/11	6/30/12	Department of Education	S	Provide services to implement a visual arts education and exhibition program for the Art in Public Places project	* See footnote below	N
AGS-881	B	\$ 12,500	O	\$ 75,000	\$ 75,000	10/26/2011	10/31/11	12/31/14	Ching, Patrick	S	Creation/installation of an exterior work of art for the Lehua Elementary School	* See footnote below	N
AGS-881	B	\$ 12,500	O	\$ 75,000	\$ 75,000	10/31/2011	10/31/11	12/31/14	Duffet, Kim	S	Creation/installation of an exterior work of art for the Holomua Elementary School	* See footnote below	N
AGS-881	B	\$ 12,500	O	\$ 75,000	\$ 75,000	9/6/2011	9/6/11	12/31/14	Brown, Sean	S	Creation/installation of an exterior work of art for the Kohala Elementary School	* See footnote below	N
Division/Office/Attached Agency: State Foundation on Culture and the Arts Contact Person: Susan Naanos Phone No.: 586-0773													
*Pursuant to HRS Section 103-10, payment shall be made no later than 30 calendar days following the date of receipt of the invoice or after the satisfactory delivery of the goods or performance of the services, whichever is later. The vendor/contractor is owned interest if they cannot be paid within this time period.													
Pursuant to HRS 40-56, the person directly responsible for purchase order/contract signs a certification validating that goods and services have been received in good order and condition on the invoice.													
**Contract is monitored in accordance with Chapter 9, HRS (State Foundation on Culture and the Arts)													

Department of Accounting and General Services
Active Contracts

Table 19

Prog ID	MOF	Payment Amount	Frequency (M/A/O)	Max Value (Original)	PO/Contract Balance as of 12/12/11	Date Executed	Term of Contract		Organization (Vendor, Contractor, Lessor)	Category G/S/E/L	Description	Explanation of How Contract is Monitored	POS Y/N
							From	To					
AGS-889	B	\$ 15,304	O	\$ 81,823	\$ 66,519	12/7/2010	12/1/10	11/30/11	All Weather Surfaces-Hawaii	G	Paint & Supplies	* See footnote below	N
AGS-889	B	Year 1: \$24,465 Year 2: \$24,465	A	\$ 24,464	\$ 24,464	8/1/2008	7/1/08	6/30/12	University of Hawaii Athletics		Memorandum of Understanding with University of Hawaii Access Management subscription fee and credit card processing fee PO balance represents amount due for FYE 6/30/2011	* See footnote below	N
AGS-889	B	Year 1: \$1,605	M	\$ 4,814	\$ 3,209	4/20/2011	6/1/11	5/31/16	Xerox	E	Monthly lease for copier/scanner/printer equipment	* See footnote below	N
AGS-889	B	Original: \$25,926 Year 1: \$22,097 Year 2: \$1,855	M	Year 1: \$41,265 Year 2: \$41,265	Year 1: \$19,168 Year 2: \$39,409	10/16/2009	11/1/09	10/31/12	Oahu Air Conditioning Service, Inc.	S	Monthly air conditioning maintenance and extra work beyond regular monthly service 11/01/2009 through 10/31/2010 with the option to extend two additional twelve-month periods	* See footnote below	N
AGS-889	B	Year 1: \$3,096 Year 2: \$3,096 Year 3: \$2,580	M	\$ 3,096	\$ 516	1/30/2008	2/1/09	1/31/12	United Courier Svcs. Inc. dba United Armored Car Svcs.	S	Armored car services: pick up and delivery of deposits/cash	* See footnote below	N

Department of Accounting and General Services
Active Contracts

Table 19

Prog ID	MOF	Payment Amount	Frequency (M/A/O)	Max Value (Original)	PO/Contract Balance as of 12/12/11	Date Executed	From	To	Organization (Vendor, Contractor, Lessor)	Category G/S/E/L	Description	Explanation of How Contract is Monitored	POS Y/N
AGS-889	B	Original: \$25,500 Year 1: \$23,250 Year 2: \$2,250	M	\$ 29,400	\$ 27,150	11/1/2009	11/1/09	10/31/12	Otis Elevator Company	S	Monthly elevator & escalator maintenance, standby service for major events, and extra work beyond regular monthly service 11/01/2009 through 10/31/2010 with the option to extend three additional twelve-month periods	* See footnote below	N
AGS-889	B	Year 1 (Aug 2009- Jul 2010): \$384,876 Year 2 (Aug 2010 - July 2011): \$397,926 Year 3 (Aug 2011 -): \$142,625	O	\$ 417,524	\$ 274,899	7/22/2009	8/1/09	7/31/12	G4S Secure Solution (USA) Inc.	S	24-hour security guard services 08/31/2009 through 07/31/2012 with the option to extend two additional twelve-month periods	* See footnote below	N
AGS-889	B	Year 1: \$900	M	\$ 3,599	\$ 2,699	7/18/2011	7/1/11	6/30/16	Pitney Bowes	E	Postage meter machine lease PO balance represents amount for FYE 2012	* See footnote below	N
AGS-889	B	\$ 1,590	O	\$ 18,846	\$ 17,256	8/16/2011	8/1/11	7/31/12	East Bay Tire Co.	G	Tires for forklift, backhoe, golf cart, and sweeper	* See footnote below	N
AGS-889	B	\$ 4,799	O	\$ 21,593	\$ 16,794	8/23/2011	9/1/11	1/31/12	GP Roadway Solutions	G	Variable message signs, sign stands, and delineators for events	* See footnote below	N

Department of Accounting and General Services
Active Contracts

Table 19

Prog ID	MOF	Payment Amount	Frequency (M/A/O)	Max Value (Original)	PO/Contract Balance as of 12/12/11	Date Executed	From	To	Organization (Vendor, Contractor, Lessor)	Category G/S/E/L	Description	Explanation of How Contract is Monitored	POS Y/N
AGS-889	B	Original: \$134,978 Year 1: \$130,410 Year 2: \$134,978 Year 3 (as of Nov 2011): \$108,331	M	N/A	Paid through November 2011	1/8/2008	3/1/08	2/29/12	Rolloffs Hawaii, LLC	S	Refuse collection 03/01/2008 thru 02/28/2009 with the option to extend three additional twelve-month periods	* See footnote below	N
AGS-889	B	1. FY 2010 \$80,000 2. FY 2011 \$74,524	O	\$80,000 each fiscal year	\$5,476 as of 12/16/2011 for FY 2011	8/27/2009	FY 2010	FY 2012	State of Hawaii, Office of the Auditor	S	Audit and agreed upon procedures performed by Kobayashi, Kanetoku, Doi, Lum, & Yasuda's CPAs LLC	* See footnote below	N
AGS-889	B	\$ 1,564	O	\$ 7,067	\$ 5,503	8/5/2011	6/27/11	6/27/12	Air Gas West	G	Hand soap supplies	* See footnote below	N
AGS-889	B	\$ 13,140	O	\$ 18,872	\$ 5,732	8/9/2011	8/1/11	6/26/12	Ryan's Graphics Corporation	G	Printing and typesetting services	* See footnote below	N
AGS-889	B	-	O	\$ 272	\$ 272	8/1/2011	7/31/11	9/7/11	G & R Service	G	Lawn mower tires	* See footnote below	N
AGS-889	B		M	\$60,000 each year		9/1/2009	9/1/09	8/31/12	William D. Golz dba DG Productions	S	Scoreboard management & production/programming of advertising material	* See footnote below	N
AGS-889	B		O			1/1/2009	1/11/09	6/30/14	**CBS Collegiate Sports Properties	S	Advertising program	** See footnote below	

Department of Accounting and General Services
Active Contracts

Table 19

<u>Prog ID</u>	<u>MOF</u>	<u>Payment Amount</u>	<u>Frequency (M/A/O)</u>	<u>Max Value (Original)</u>	<u>PO/Contract Balance as of 12/12/11</u>	<u>Date Executed</u>	<u>From</u>	<u>To</u>	<u>Organization (Vendor, Contractor, Lessor)</u>	<u>Category G/S/E/L</u>	<u>Description</u>	<u>Explanation of How Contract is Monitored</u>	<u>POS Y/N</u>
AGS-889	B		M			9/1/2009	9/1/09	8/31/12	**Volume Services, Inc.	S	Market, coordinate, and manage the swap meet	** See footnote below	N
AGS-889	B		M			12/22/2000	1/6/01	1/5/12	**Volume Services, Inc.	S	Provide food and beverage, catering, and novelty sales at all Stadium events	** See footnote below	N
Stadium Authority/Aloha Stadium Contact Person: Russell Uchida Phone No.: 483-2753													
*Pursuant to HRS Section 103-10, payment shall be made no later than 30 calendar days following the date of receipt of the invoice or after the satisfactory delivery of the goods or performance of the services, whichever is later. The vendor/contractor is owned interest if they cannot be paid within this time period.													
Pursuant to HRS 40-56, the person directly responsible for purchase order/contract signs a certification validating that goods and services have been received in good order and condition on the invoice.													
**Contract executed under HRS Chapter 102 - Concessions on Public Property. Stadium Authority is compensated by the Concessionaire based on the terms and conditions of the Concessionaire's bid. As such, no purchase order has been issued for these contracts.													

Department of Accounting and General Services
Active Contracts

Table 19

Prog ID	MOF	Payment Amount	Frequency (M/A/O)	Max Value (Original)	PO/Contract Balance as of 12/12/11	Date Executed	Term of Contract		Organization (Vendor, Contractor, Lessor)	Category G/S/E/L	Description	Explanation of How Contract is Monitored	POS Y/N
							From	To					
AGS-901	A	\$ 107	M	\$ 6,431	\$ 5,573	4/7/2011	4/7/11	4/7/16	Xerox Corp.	E	Xerox Copier W7120P 60 Months Lease- Comptroller's Office	* See footnote below	N
AGS-901	A	\$ 63	M	\$ 3,780	\$ 3,024	1/1/2011	1/1/11	1/1/16	Xerox Corp.	E	Fax MFP3635X 60 Months Lease- Administrative Services Office	* See footnote below	N
AGS-901	A	\$ 477	M	\$ 28,595	\$ 11,438	1/9/2009	1/1/09	1/1/14	Xerox Corp.	E	Xerox Copier W7665 60 Months Lease- Administrative Services Office	* See footnote below	N
<p>Division/Office/Attached Agency: Administrative Services Office Contact Person: Alvin Tamashiro Phone No.: 586-0699</p>													
<p>*Pursuant to HRS Section 103-10, payment shall be made no later than 30 calendar days following the date of receipt of the invoice or after the satisfactory delivery of the goods or performance of the services, whichever is later. The vendor/contractor is owned interest if they cannot be paid within this time period. Pursuant to HRS 40-56, the person directly responsible for purchase order/contract signs a certification validating that goods and services have been received in good order and condition on the invoice.</p>													

Department of Accounting and General Services
Active Contracts

Table 19

Prog ID	MOF	Payment Amount	Frequency (M/A/O)	Max Value (Original)	PO/Contract Balance as of 12/12/11	Date Executed	Term of Contract			Organization (Vendor, Contractor, Lessor)	Category G/S/E/L	Description	Explanation of How Contract is Monitored	POS Y/N
							From	To						
AGS-901	A	\$ 165	M	\$ 9,883	\$ 1,485	8/24/2007	8/24/07	8/24/12	Copier's Hawaii	E	Copier Scan Fax MX-450NB 60 Month Lease	*	N	
Division/Office/Attached Agency: Personnel Office Contact Person: Dianne Matsuura Phone No.: 586-0369														
*Pursuant to HRS Section 103-10, payment shall be made no later than 30 calendar days following the date of receipt of the invoice or after the satisfactory delivery of the goods or performance of the services, whichever is later. The vendor/contractor is owned interest if they cannot be paid within this time period. Pursuant to HRS 40-56, the person directly responsible for purchase order/contract signs a certification validating that goods and services have been received in good order and condition on the invoice.														

Department of Accounting and General Services
Active Contracts

Table 19

Prog ID	MOF	Payment Amount	Frequency (M/A/O)	Max Value (Original)	PO/Contract Balance as of 12/12/11	Date Executed	Term of Contract		Organization (Vendor, Contractor, Lessor)	Category G/S/E/L	Description	Explanation of How Contract is Monitored	POS Y/N
							From	To					
AGS-901	A	\$ 57	M	\$ 3,420	\$ 1,824	7/31/2009	7/31/09	6/30/14	Xerox Corp.	E	5 Year Copier 60 Months Lease	* See footnote below	N
<p>Division/Office/Attached Agency: Systems and Procedures Office Contact Person: Glenn Segawa Phone No.: 586-0580</p>													
<p>*Pursuant to HRS Section 103-10, payment shall be made no later than 30 calendar days following the date of receipt of the invoice or after the satisfactory delivery of the goods or performance of the services, whichever is later. The vendor/contractor is owned interest if they cannot be paid within this time period. Pursuant to HRS 40-56, the person directly responsible for purchase order/contract signs a certification validating that goods and services have been received in good order and condition on the invoice.</p>													

Department of Accounting and General Services
CIP Summary

Table 20

<u>Priority</u>	<u>Project Title</u>	<u>FY13 \$\$\$</u>	<u>MOF</u>
1	Kamamalu Building, Asbestos Removal & Building Renovation, Oahu	\$ 17,000,000.00	C
2	State Capitol, Reseal 5th Floor Roof Deck	\$ 8,000,000.00	C
3	Lump Sum Advance Planning, Statewide	\$ 1,000,000.00	C
4	Statewide Financial System Enterprise Reengineering (ERP)	\$ 15,000,000.00	C

CAPITAL PROJECT INFORMATION AND JUSTIFICATION SHEET

EXPENDING AGENCY:		
USER PROGRAM ID	CAPITAL PROJECT	
DEPT	NUMBER	NUMBER
AGS	221	L102

ISLAND
1

SEN DIST
12

REP DIST
28

PRIORITY NO.
1

PREV Prio NO.
3

PROJ. SCOPE
I

SCOPE CODES

- N - NEW
- I - RENOVATION
- A - ADDITION
- R - REPLACEMENT
- O - ONGOING

DATE
10/13/2011

PROJECT TITLE: KAMAMALU BUILDING, ASBESTOS REMOVAL AND BUILDING RENOVATION

PROJECT DESCRIPTION: Design and construction for asbestos mitigation and renovation of the approximately 75,000 gross square foot Kamamalu building.

TOTAL ESTIMATED PROJECT COST (In Thousands of Dollars)

COST ELEMENT	PRIOR APPROPRIATIONS (Including MOF)												APPROPRIATIONS (Incl MOF)			TOTAL PROJECT COST		
	ACT YR ITEM			ACT YR ITEM			ACT YR ITEM			ACT YR ITEM			Act 164/11 K-11	FY 2012	FY 2013		FUTURE YEARS	
	177	02	K17B	178	05	K9	177	02	K17B	178	05	K9						
PLANS														150	1		151	
LAND														0	0		0	
DESIGN												1,400		2,000	152		3,552	
CONSTRUCT														12,600 *	10,849	16,846	40,295	
EQUIPMENT														1	1		2	
TOTALS	0			0			0			0		1,400 (C)		12,600 (C) *	13,000	17,000 (C)	0	44,000

* 9,600,000 lapsed June 30, 2008
 1,500,000 lapsed June 30, 2011
 \$11,100,000 total lapsed

PROJECT INFORMATION AND JUSTIFICATION (use back if necessary):

a. Total Scope of Project.

(See attached.)

b. Identification of Need and Evaluation of Existing Situation.

(See attached.)

c. Alternatives Considered and Impact If Project is Deferred.

(See attached.)

d. Discuss What Improvements Will Take Place When Project Completed (including benefits to be derived and/or deficiencies this project intends to correct).

(See attached.)

e. Impact Upon Future Operating Requirements (show initial and ongoing funding requirements by cost element, including position count, means of financing, fiscal year).

(See attached.)

f. Additional Information:

(See attached.)

L102 - KAMAMALU BUILDING ASBESTOS REMOVAL AND BUILDING RENOVATION

Project Information and Justification

a. **Total Scope of Project.**

Design and construction for complete renovation of the 75,000 gross square foot (61,000 net square foot) Kamamalu Building. The renovation includes asbestos mitigation of existing floor, wall, and ceiling materials and space planning to efficiently use the office building space for all future tenants. Note: This appropriation request for design and construction funds complements design funds appropriated for the project under Act 177, SLH 2002, Item K-17B, and is being made after voluntarily lapsing \$9.6 million of the \$12.6 million in construction funds appropriated for the project under Act 178, SLH 2005, Item K-9. The initial work for removal of asbestos-containing and other hazardous materials, interior demolition of flooring, ceilings, partitions, electrical, plumbing, and air conditioning systems is complete. This work reduced the possibility of dealing with unforeseen site conditions during the final renovation work. The additional funding is necessary to complete the design and construction of the core and shell and tenant improvements as one comprehensive project, rather than rushing to use the lapsing construction funds for phased completion. This will also allow our design team to benefit from increased access to previously hidden/inaccessible areas once the current abatement work is complete.

b. **Identification of Need and Evaluation of Existing Situation.**

This renovation project will help maintain our State facilities assets and provide more efficient use of this existing office building located within the high-demand Capital District. Complete renovation, which includes electrical, data, roofing, air conditioning and elevator upgrades/replacement, will allow proper space planning to better utilize the building's floor space by more efficiently accommodating office functions. The scope of work also includes ADA public accessibility modifications and the goal of meeting the State's Energy Star and LEED Silver certification directives, as is feasible.

c. **Alternatives Considered and Impact If Project Is Denied.**

- (1) Tearing down this facility and building a new State Office Building on the same site has been considered, but due to the parcel's small size and prevailing zoning restrictions, new construction would only yield an approximately 14,900 square foot facility.
- (2) If additional funding for the project is denied, the Kamamalu Building will remain vacant as an empty shell lacking essential building systems (air conditioning, electrical power, elevators, etc.) to support occupancy.
- (3) Denial of construction funds will also result in additional delay for completion of the project. This would be unfortunate as lease rent costs for private office space continue to rise in the downtown district.

d. **Discuss What Improvements Will Take Place When Project Is Completed (including benefits to be derived and/or deficiencies this project will correct).**

If the existing building is properly space planned and renovated, more State personnel can be placed into an efficiently right-sized building incorporating the latest sustainability, green building, and beneficial occupancy concepts that are economically feasible.

- e. **Impact Upon Future Operating Requirements (show initial and ongoing funding requirements by cost element, including position count, means of financing, fiscal year).**

Normal repair and maintenance, custodial and utility costs will be required. Less funding will be spent on emergency "band-aid" repairs.

- f. **Additional Information:**

None.

TABLE R (5/97)

CAPITAL PROJECT INFORMATION AND JUSTIFICATION SHEET

EXPENDING AGENCY:		
USER PROGRAM ID	CAPITAL PROJECT	
DEPT	NUMBER	NUMBER
AGS	221	T101

ISLAND
1

SEN DIST
12

REP DIST
28

PRIORITY NO.
2

PREV Prio No.
N/A

PROJ. SCOPE
R

SCOPE CODES
 N - NEW
 I - RENOVATION
 A - ADDITION
 R - REPLACEMENT
 O - ONGOING

DATE
12/5/2011

PROJECT TITLE: STATE CAPITOL BUILDING, RESEAL FIFTH FLOOR ROOF DECK AND RELATED IMPROVEMENTS, OAHU

PROJECT DESCRIPTION: Construction to upgrade waterproofing and reseal the fifth floor roof deck, and related improvements, at the State Capitol Building.

TOTAL ESTIMATED PROJECT COST (In Thousands of Dollars)

COST ELEMENT	PRIOR APPROPRIATIONS (Including MOF)												APPROPRIATIONS (Incl MOF)			TOTAL PROJECT COST			
	ACT	YR	ITEM	ACT	YR	ITEM	ACT	YR	ITEM	ACT	YR	ITEM	ACT	YR	ITEM		FY 2012	FY 2013	FUTURE YEARS
PLANS																			0
LAND																			0
DESIGN																			0
CONSTRUCT																	8,000		8,000
EQUIPMENT																			0
TOTALS		0			0			0			0			0		0 (C)	8,000 (C)	0	8,000

PROJECT INFORMATION AND JUSTIFICATION (use back if necessary):

a. Total Scope of Project.

Construction to upgrade waterproofing and reseal the fifth floor roof deck at the State Capitol Building. Design was included in the FY12 Lump Sum Maintenance of Existing Facilities - PWD fund. Work includes demolition and installation of a new roof deck system as well as necessary improvements to related building components to ensure the roof deck is both watertight and functional.

b. Identification of Need and Evaluation of Existing Situation.

The existing roofing/waterproofing system has aged beyond its useful life, and it is no longer feasible to patch-repair the roof. Replacement and upgrade of the existing system, including related building components, is necessary to ensure the roof is watertight for the office below, and functional as a roof deck for the fifth floor occupants.

c. Alternatives Considered and Impact if Project is Deferred.

The alternative is to defer replacement and to continue to attempt to patch the roof when leaks are identified. This reactive approach would be more costly and less effective in the long run. Future costs to complete this work will increase exponentially as the system's rate of deterioration accelerates with age.

d. Discuss What Improvements Will Take Place When Project Completed (including benefits to be derived and/or deficiencies this project intends to correct).

A new, warranted roofing system and improvements to the related building components would be installed to maintain the integrity of the building envelope and to allow for proper use of the roof deck for this historic facility.

e. Impact Upon Future Operating Requirements (show initial and ongoing funding requirements by cost element, including position count, means of financing, fiscal year).

Annual maintenance and repair costs in response to trouble calls would be reduced.

f. Additional Information:

None.

CAPITAL PROJECT INFORMATION AND JUSTIFICATION SHEET

EXPENDING AGENCY:		
USER PROGRAM ID		CAPITAL PROJECT
DEPT	NUMBER	NUMBER
AGS	221	T105

ISLAND
0

SEN DIST
0

REP DIST
0

PRIORITY NO.
3

PREV PRIO NO.
N/A

PROJ. SCOPE
N

SCOPE CODES

- N - NEW
- I - RENOVATION
- A - ADDITION
- R - REPLACEMENT
- O - ONGOING

DATE
12/5/2011

PROJECT TITLE: LUMP SUM ADVANCE PLANNING, STATEWIDE

PROJECT DESCRIPTION: Development and implementation of statewide space needs and building asset management programs to more effectively plan for State occupied facilities. Target areas include workforce space needs planning, civic center master plan development, and State office building asset management and development.

TOTAL ESTIMATED PROJECT COST (In Thousands of Dollars)

COST ELEMENT	PRIOR APPROPRIATIONS (Including MOF)												APPROPRIATIONS (Including MOF)			TOTAL PROJECT COST					
	ACT	YR	ITEM	ACT	YR	ITEM	ACT	YR	ITEM	ACT	YR	ITEM	ACT	YR	ITEM		FY 2012	FY 2013	FUTURE YEARS		
PLANS																		1000		1,000	
LAND																				0	
DESIGN																				0	
CONSTRUCT																				0	
EQUIPMENT																				0	
TOTALS				0 (C)			0 (C)			0 (C)			0 (C)			0 (C)			1000 (C)	0 (C)	1,000

PROJECT INFORMATION AND JUSTIFICATION (use back if necessary):

a. Total Scope of Project.

(See attached.)

b. Identification of Need and Evaluation of Existing Situation.

(See attached.)

c. Alternatives Considered and Impact if Project is Deferred.

(See attached.)

d. Discuss What Improvements Will Take Place When Project Completed (including benefits to be derived and/or deficiencies this project intends to correct).

(See attached.)

e. Impact Upon Future Operating Requirements (show initial and ongoing funding requirements by cost element, including position count, means of financing, fiscal year).

(See attached.)

f. Additional Information:

(See attached.)

T105 – LUMP SUM ADVANCE PLANNING, STATEWIDE

PROJECT INFORMATION AND JUSTIFICATION

a. **Total Scope of Project:**

Development and implementation of statewide space needs and building asset management programs to more effectively plan for State occupied facilities. Target areas include workforce space needs planning, civic center master plan development, and State office building asset management and development.

Project includes developing and implementing a statewide space needs and building management information database; updating the State Capital District Master Plan; planning for civic center facilities at DAGS-managed and new properties, such as in Liliha and Wahiawa, Oahu, Kahului, Maui, and Kona, Hawaii. The State Capital District Master Plan update includes planning for future disposition of Kinau Hale and Queen Liliuokalani buildings in conjunction with the renovation of Kamamalu building, the possible demolition of AAFES, and the proposed Liliha Civic Center to meet current and future State office space needs.

b. **Identification of Need and Evaluation of Existing Situation.**

The space needs and building management information database will be used for planning purposes such as space reallocation and agency consolidation projects, new facilities needs analyses, equipment inventory listings, equipment inventory listings, space planning, building maintenance scheduling, and department relocation scenarios. Currently, DAGS has begun in-house updates of space allocations and development of a very limited computerized database containing information for the above purposes. Much more work to collect and verify information and to create a fully functional database remains.

Implementation of the original Capitol District Master Plan was never fully completed. This update of the master plan will be used to bring the project to completion. The civic center and State office building developments require planning studies to ensure optimal location and use of the sites. Looking forward, these efforts include identifying and pursuing alternative means of financing for design and construction, as needed and available.

c. **Alternatives Considered and Impact If Project Is Denied:**

There is no alternative. If the project is denied, DAGS will not be able to carry out our planning studies efficiently. This is because time will be wasted in the continued manual gathering and verification of data, locating and updating drawings, etc. A more comprehensive and functional database must also be programmed by specialists to be able to manage and fully utilize the pertinent information.

d. **Discuss What Improvements Will Take Place When Project Is Completed (including benefits to be derived and/or deficiencies this project will correct):**

Benefits of this project include:

- (1) Gather, generate, report and distribute planning study data more accurately and effectively.
- (2) Increase responsiveness to space/asset management and department relocation requests.
- (3) Ensure consistency and accuracy of asset inventories, personnel locations and space information data.

- (4) Make more effective and strategic planning decisions by having a more comprehensive understanding of DAGS facility assets and how they are used.
- (5) Begin the planning process for new civic centers and State office building developments at target sites, which will help define project scope, occupancy, and funding alternatives.

e. **Impact Upon Future Operating Requirements (show initial and ongoing funding requirements by cost element, including position count, means of financing, fiscal year):**

None.

f. **Additional Information:**

None.

TABLE R (5/97)

CAPITAL PROJECT INFORMATION AND JUSTIFICATION SHEET

EXPENDING AGENCY:		
USER PROGRAM ID		CAPITAL PROJECT
DEPT	NUMBER	NUMBER
AGS	131	U101

ISLAND
0

SEN DIST
0

REP DIST
0

PRIORITY NO.
4

PREV PRIO NO.
N/A

PROJ. SCOPE
N

SCOPE CODES

- N - NEW
- I - RENOVATION
- A - ADDITION
- R - REPLACEMENT
- O - ONGOING

DATE
12/5/2011

PROJECT TITLE: STATEWIDE FINANCIAL SYSTEM ENTERPRISE REENGINEERING (ERP)

PROJECT DESCRIPTION: Plans, design, construction, and equipment for development and implementation of an integrated financial management system for the State of Hawaii.

TOTAL ESTIMATED PROJECT COST (In Thousands of Dollars)

COST ELEMENT	PRIOR APPROPRIATIONS (Including MOF)												APPROPRIATIONS (Incl MOF)			TOTAL PROJECT COST				
	ACT	YR	ITEM	ACT	YR	ITEM	ACT	YR	ITEM	ACT	YR	ITEM	ACT	YR	ITEM		FY 2012	FY 2013	FUTURE YEARS	
PLANS																	14,997			14,997
LAND																				0
DESIGN																		1	1,500	1,501
CONSTRUCT																		1	30,000	30,001
EQUIPMENT																		1	13,500	13,501
TOTALS																	0 (C)	15,000 (C)	45,000 (C)	60,000

PROJECT INFORMATION AND JUSTIFICATION (use back if necessary):

a. Total Scope of Project.

(See attached.)

b. Identification of Need and Evaluation of Existing Situation.

(See attached.)

c. Alternatives Considered and Impact If Project Is Deferred.

(See attached.)

d. Discuss What Improvements Will Take Place When Project Completed (including benefits to be derived and/or deficiencies this project intends to correct).

(See attached.)

e. Impact Upon Future Operating Requirements (show initial and ongoing funding requirements by cost element, including position count, means of financing, fiscal year).

(See attached.)

f. Additional Information:

(See attached.)

U101 – STATEWIDE FINANCIAL SYSTEM REENGINEERING (ERP)

Project Information and Justification

a. **Total Scope of Project:**

This request is to reengineer and transform the statewide financial management processes; identify all business requirements associated with a new integrated system to support the financial management activities within the State; and finally develop and execute the procurement actions (i.e., Request for Information, Request for Proposal and Quotation, and High-Level Project Plan for System Implementation) for an integrated financial management system for the State of Hawaii.

This project will:

- Perform business process reengineering activities in order to define and improve current processes within the Department of Accounting and General Services (DAGS), specifically Accounting and all related functions (e.g., payroll, central warrant writing, warrant reconciliation, and time and attendance) and Procurement, as appropriate; Budget and Finance (B&F); Department of Taxation (DOTAX); and to the extent appropriate the related processes within Department of Human Resources (DHRD);
- Apply a business process reengineering process that will provide near-term cost savings and will educate/train individuals within DAGS, B&F, DOTAX, and DHRD how to apply the business process reengineering methodology going forward;
- Identify all business requirements associated with a new integrated system to support the financial management activities within the State;
- Identify any necessary legislation to address the process requirements;
- Translate the business requirements into a systems requirements document (SRD) and ensures traceability to defined processes within each Department;
- Evaluate the utilization of integrated financial management systems within other States to understand lessons learned;
- Prepare and issue a Request for Information /Demonstration (RFI/D) of integrated financial management systems;
- Prepare the FY 2014 Biennial Budget Request for the purchase and a phased, statewide implementation of an integrated financial management system;
- Prepare and issue a Request for Proposal and Quotation (RFPQ) for a statewide integrated financial management system;
- Create a high-level project plan/approach for system implementation statewide including the initial steps for:
 - deploying the system in a modular manner within DAGS, B&F, DOTAX, and DHRD;
 - addressing cultural change management;
 - providing training plans for all Departments;
 - providing a communications plan; and,
 - supporting the transition from existing systems to the new integrated one.

b. **Identification of Need and Evaluation of Existing Situation:**

In general, the reason for this request includes the need for better decision making through the use of better information resources; IT modernization to replace obsolete legacy systems; and enabling the State to significantly improve constituent services through faster processes and more accurate and complete information.

Specifically, based on the recent assessment of *State Services and Creation of the Information Technology Baseline Report*, prepared by SAIC, a number of issues and cost savings/avoidance opportunities were identified regarding the status of financial management activities across the State. Using this documented assessment and the input of the Departmental leadership statewide, the following provides the key reasons for this request:

- Current processes are paper-based and are people intensive at a time where staff reductions are negatively impacting the performance of these processes within the State;
- The State is not maximizing receipt of revenues due to process inefficiencies
- Current financial reports (e.g., monthly and year-to-date expenditures) lag behind actual expenditures for the Departments due to current processes and financial management system;
- The required level of analytical analysis to support projections and other financial management activities is not possible given the current financial management process and system;
- Numerous Departments have “procured” and implemented financial management packages in an effort to meet management and reporting needs (especially Federal grant reporting requirements);
- Other Departments are planning on implementing a financial management package in an effort to meet management and reporting needs;
- Inaccurate and non-timely entry of time and accounting information increases the State’s payroll expenditures;
- Most Departments acknowledged that they were performing financial management with a variety of point solutions, custom systems, and hybrid spreadsheets and databases to pull and push information to/from the State’s financial system;
- The current financial management/tracking system (FAMIS) is a 25+-year old system design that is COBOL/mainframe-based and does not facilitate information integration or manipulation or necessary analytics;
- Support for the current financial management systems hardware (an IBM mainframe) will not be available indefinitely from the manufacturer and it will continue to be costly, and further, individuals with the requisite COBOL skills will continue to be a staffing challenge;
- The three Departments that manage the State’s financial position, DOTAX, B&F, and DAGS, operate in a non-integrated environment; and,
- Accrual-based accounting required for financial reporting (i.e., the Comprehensive Annual Financial Report) is manual intensive and cannot be produced within a reasonable (3-6 months after the close of the State’s fiscal year).

c. **Alternative Considered and Impact If Project Is Denied:**

The alternative is for the Statewide financial system to continue to operate now, which is paper-based, people intensive, costly and ineffective to meet the current and growing needs of the State.

d. **Discuss What Improvements Will Take Place When Project Is Completed (including benefits to be derived and/or deficiencies this project will correct):**

This request aligns to the Governor’s information technology transformation initiative. Additionally, this project will comply with the defined enterprise architecture and tactical plans that will be identified in the IT Strategic Plan, which will be delivered by the Chief Information Officer in July 2012.

- e. **Impact Upon Future Operating Requirements (show initial and ongoing funding requirements by cost element, including position count, means of financing, fiscal year):**

As a measure of effectiveness, the system requirements resulting from the business process reengineering will be fully aligned with the IT Strategic Plan that will be completed by Hawai'i's Chief Information Officer (CIO) by July 2012. In addition, it will also comply with the defined enterprise architecture and tactical plans defined by the CIO.

- f. **Additional Information:**

None.

Department of Accounting and General Services
Division Resources

Table 21


<u>Division</u>	<u>Associated Program IDs</u>					
Accounting Division	AGS-101	AGS-102	AGS-103			
Audit Division	AGS-104					
Archives Division	AGS-111					
Information & Communication Services Division	AGS-131					
Survey Division	AGS-211					
Public Works Division	AGS-221	AGS-223				
Central Services Division	AGS-231	AGS-232	AGS-233			
Automotive Management Division	AGS-251	AGS-252				
<u>Administratively Attached Agencies</u>						
State Procurement Office	AGS-240	AGS-244				
King Kamehameha Celebration Commission	AGS-818					
Campaign Spending Commission	AGS-871					
Office of Elections	AGS-879					
State Foundation on Culture and the Arts	AGS-881					
Stadium Authority	AGS-889					
Wireless Enhanced 911 Board	AGS-891					
<u>District and Administrative Offices</u>						
Hawaii District Office	AGS-807					
Maui District Office	AGS-807					
Kauai District Office	AGS-807					
Comptroller's Office	AGS-901					
Administrative Services Office	AGS-901	AGS-203				
Personnel Office	AGS-901					
Systems and Procedures Office	AGS-901					

Department of Accounting and General Services
Organization Changes

Table 22

<u>Year of Change</u> FY12/FY13	<u>Page Number</u>	<u>Description of Change</u>
FY13		Pending Organization of this office - Establishment of the Office of Information Management and Technology (Chief Information Officer Program) pursuant to Act 84, SLH 2011.
FY13		Pending Organization of this committee - Establishment of the Information Technology Steering Committee (Chief Information Officer Program) pursuant to Act 84, SLH 2011.

DEPARTMENT OF ACCOUNTING AND GENERAL SERVICES



FY 2010-2011 ORGANIZATION AND POSITION ORGANIZATION CHARTS BY BRANCH LEVEL AND ABOVE

ORGANIZATION AND POSITION ORGANIZATION CHARTS

TABLE OF CONTENTS--ORGANIZATION AND POSITION ORGANIZATION CHARTS

	<u>Page</u>
Department (Organization Chart I)	1
Department Administration (Organization Chart II)	2
Office of the Comptroller (Position Organization Chart II-A)	3
Personnel Office (Position Organization Chart II-B)	4
Systems and Procedures Office (Position Organization Chart II-C)	5
Administrative Services Office (Position Organization Chart II-D)	6
Accounting Services (Position Organization Chart II-E)	7
Audit Division (Organization Chart III)	8
Audit Division (Position Organization Chart III-A)	9
Accounting Division (Organization Chart IV)	10
Accounting Division (Position Organization Chart IV-A)	11
Uniform Accounting and Reporting Branch (Position Organization Chart IV-B)	12
Systems Accounting Branch (Position Organization Chart IV-C)	13
Pre-Audit Branch (Position Organization Chart IV-D)	14
Information and Communication Services Division (Organization Chart V)	15
Information and Communication Services Division (Position Organization Chart V-A)	16
Client Services Branch I (For Human Resources and Employee Benefits) (Position Organization Chart V-B)	17
Client Services Branch II (For Finance, Commerce, and Labor) (Position Organization Chart V-C)	18
Technology Support Services Branch (Position Organization Chart V-D)	19
Systems Services Branch (Position Organization Chart V-E)	20
Telecommunications Services Branch (Position Organization Chart V-F)	21
Production Services Branch (Position Organization Chart V-G)	22
Production Management Section, Computer Operations Unit (Position Organization Chart V-H)	23
Production Management Section, Scheduling and Control Unit (Position Organization Chart V-I)	24
Network Control and Equipment Support Section, Network Control Unit (Position Organization Chart V-J)	25

	<u>Page</u>
Central Services Division (Organization Chart VI.1)	26
Central Services Division (Position Organization Chart VI-A)	27
Program Services Office and Purchasing Services Office (Position Organization Chart VI-A)	27
Public Building Repair and Alterations Branch (Organization Chart VI.2).....	28
Public Building Repair and Alterations Branch (Position Organization Chart VI-B).....	29
Public Building Management Services Branch (Organization Chart VI.3)	30
Public Building Management Services Branch (Position Organization Chart VI-C)	31
Building Management Unit A (Position Organization Chart VI-D)	32
Building Management Unit B (Position Organization Chart VI-E)	33
Building Management Unit C (Position Organization Chart VI-F)	34
Grounds Maintenance Section (Position Organization Chart VI-G)	35
Public Works Division (Organization Chart VII)	36
Public Works Division (Position Organization Chart VII-A)	37
Staff Services Office (Position Organization Chart VII-B)	38
Technical Services Branch (Position Organization Chart VII-C)	39
Planning Branch (Position Organization Chart VII-D)	40
Project Management Branch (Position Organization Chart VII-E)	41
Construction Management Branch (Position Organization Chart VII-F)	42
Leasing Services Branch (Position Organization Chart VII-G)	43
Archives Division (Organization Chart VIII)	44
Archives Division (Position Organization Chart VIII-A)	45
Automotive Management Division (Organization Chart IX)	46
Automotive Management Division (Position Organization Chart IX-A)	47
Land Survey Division (Organization Chart X)	48
Land Survey Division (Position Organization Chart X-A)	49

Hawaii District Office (Organization Chart XI) 50
Hawaii District Office (Position Organization Chart XI-A) 51
 Central Services Branch, Hilo-Kau Section (Position Organization Chart XI-B) 52
 Central Services Branch, Honokaa-Kohala and Kona Sections (Position Organization Chart X-C) 53

Maui District Office (Organization Chart XII) 54
Maui District Office (Position Organization Chart XII-A) 55
 Central Services Branch (Position Organization Chart XII-B) 56

Kauai District Office (Organization Chart XIII) 57
Kauai District Office (Position Organization Chart XIII-A) 58
 Central Services Branch (Position Organization Chart XIII-B) 59

State Foundation on Culture and the Arts (Organization Chart XIV) 60
State Foundation on Culture and the Arts (Position Organization Chart XIV-A) 61
 Designated Programs, Art in Public Places, Support Services Staff
 (Position Organization Chart XIV-B) 62

King Kamehameha Celebration Commission (Organization Chart XV) 63
King Kamehameha Celebration Commission (Position Organization Chart XV-A) 64

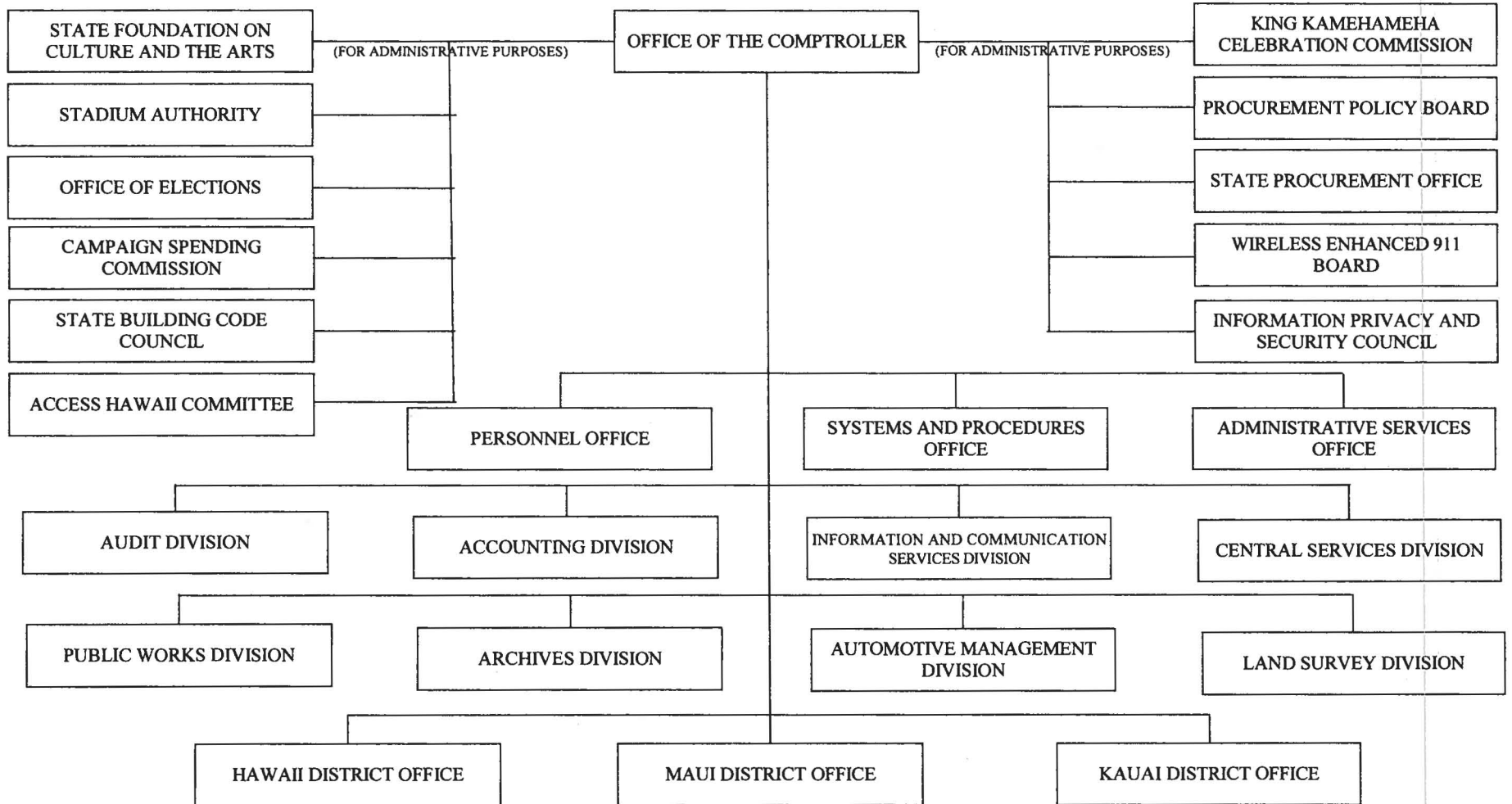
Stadium Authority (Organization Chart XVI) 65
 Office of the Manager (Position Organization Chart XVI-A) 66
 Administrative Services Office (Position Organization Chart XVI-B) 67
 Events Management Branch (Position Organization Chart XVI-C) 68
 Engineering and Maintenance Management Branch (Position Organization Chart XVI-D) 69
 Building Construction and Maintenance Section (Position Organization Chart XVI-E) 70
 General Services Section (Position Organization Chart XVI-F) 71
 Box Office Management Branch (Position Organization Chart XVI-G) 72
 Security Management Branch (Position Organization Chart XVI-H) 73

State Procurement Office (Organization Chart XVII) 74
State Procurement Office (Position Organization Chart XVII-A) 75

	<u>Page</u>
Office of Elections (Organization Chart XVIII)	76
Office of Elections (Position Organization Chart XVIII-A).....	77
Office of Elections, Reapportionment Commission (Position Organization Chart XVIII-B).....	78
Campaign Spending Commission (Organization Chart XIV)	79
Campaign Spending Commission (Position Organization Chart XIV-A)	80
Wireless Enhanced 911 Board (Organization Chart XV)	81
State Building Code Council (Organization Chart XVI)	82
Information Privacy and Security Council (Organization Chart XVII)	83
Access Hawaii Committee (Organization Chart XVIII)	84

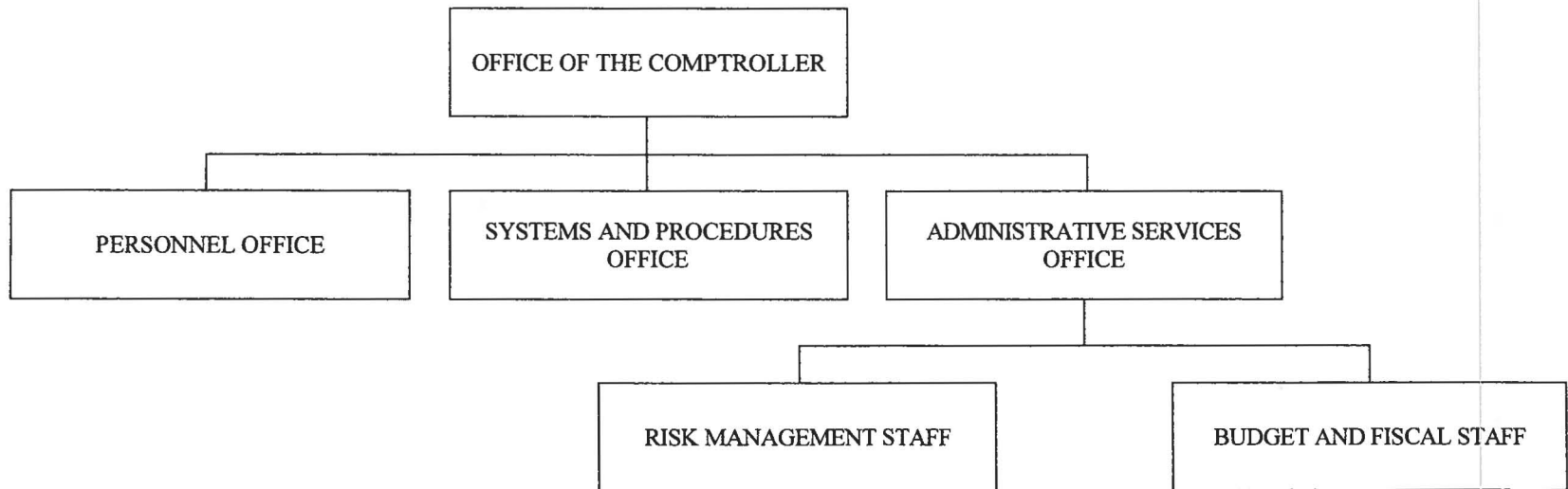
STATE OF HAWAII
DEPARTMENT OF ACCOUNTING AND GENERAL SERVICES

ORGANIZATION CHART



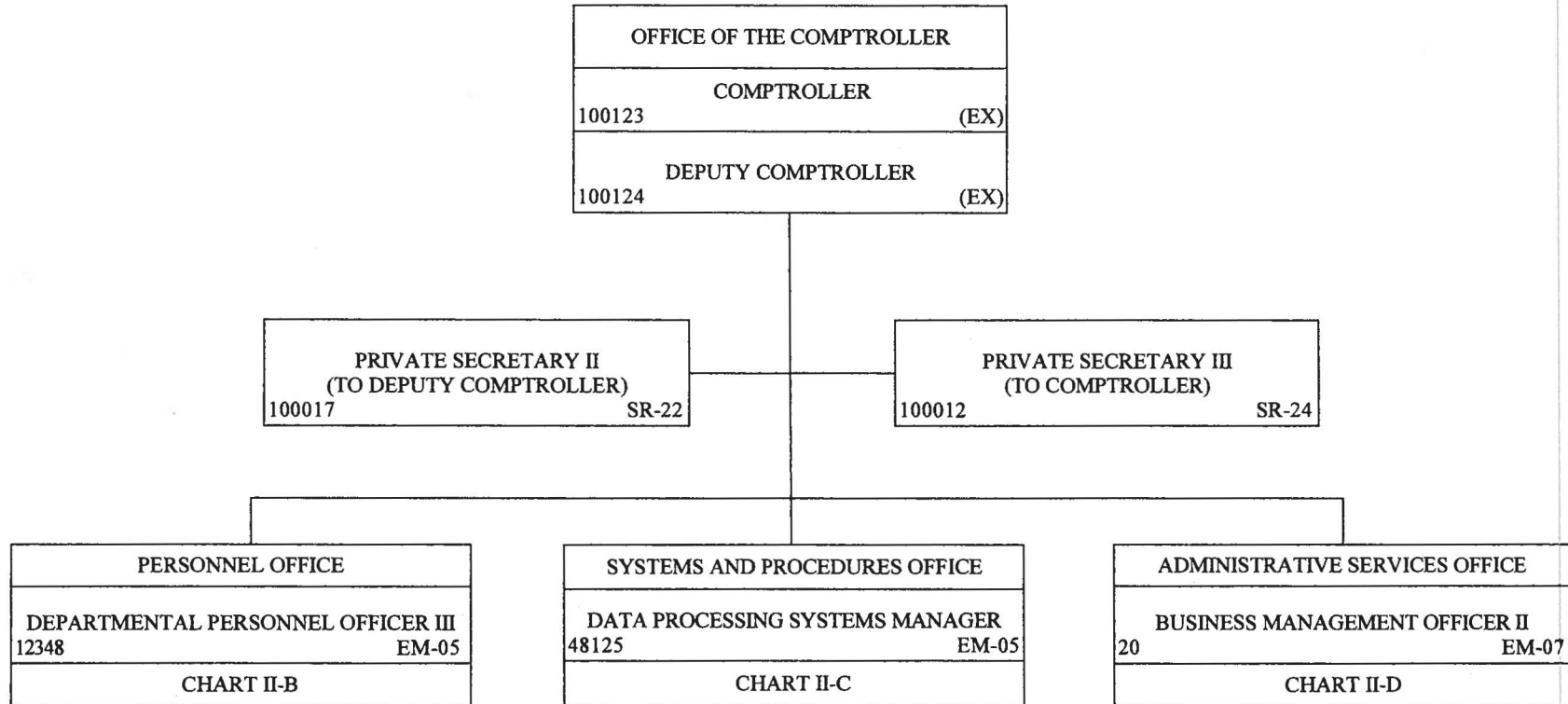
STATE OF HAWAII
DEPARTMENT OF ACCOUNTING AND GENERAL SERVICES
DEPARTMENT ADMINISTRATION

ORGANIZATION CHART




STATE OF HAWAII
 DEPARTMENT OF ACCOUNTING AND GENERAL SERVICES
 DEPARTMENT ADMINISTRATION

POSITION ORGANIZATION CHART



STATE OF HAWAII
 DEPARTMENT OF ACCOUNTING AND GENERAL SERVICES
 DEPARTMENT ADMINISTRATION
 PERSONNEL OFFICE

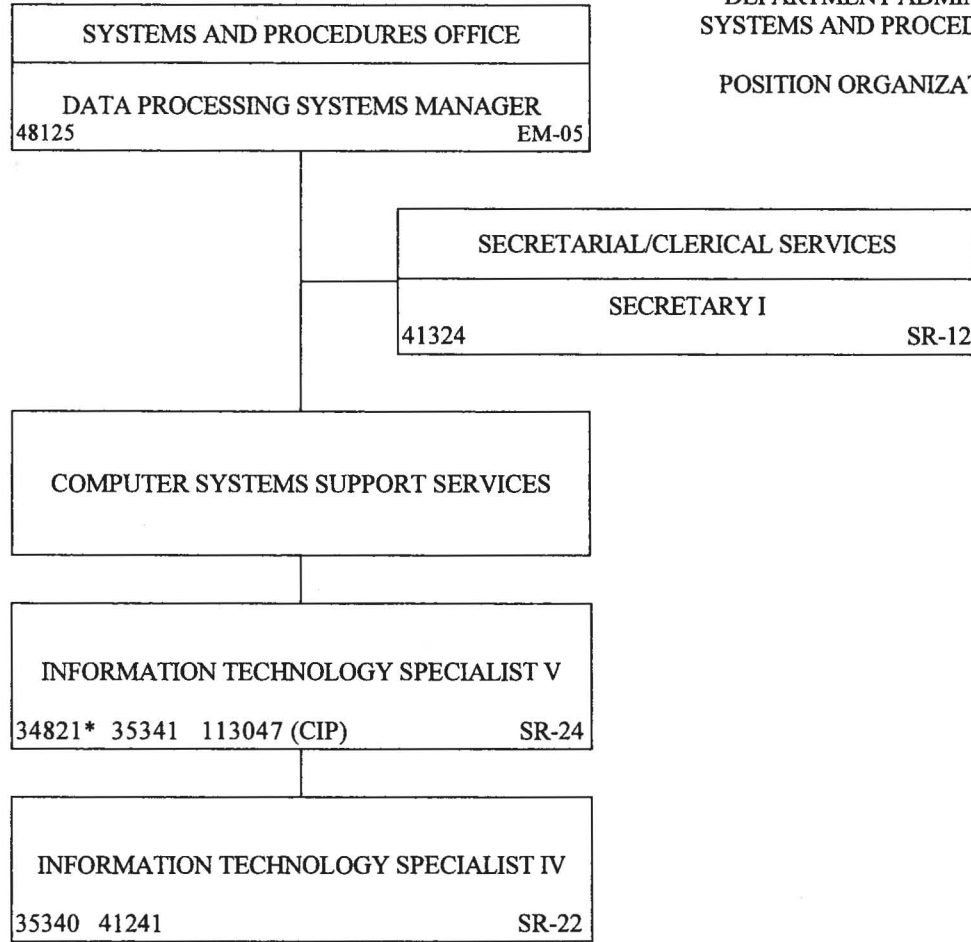
POSITION ORGANIZATION CHART



* POSITION NO. 35455 WAS ABOLISHED ON 07/01/10 PURSUANT TO ACT 180/SLH 2010.

STATE OF HAWAII
 DEPARTMENT OF ACCOUNTING AND GENERAL SERVICES
 DEPARTMENT ADMINISTRATION
 SYSTEMS AND PROCEDURES OFFICE

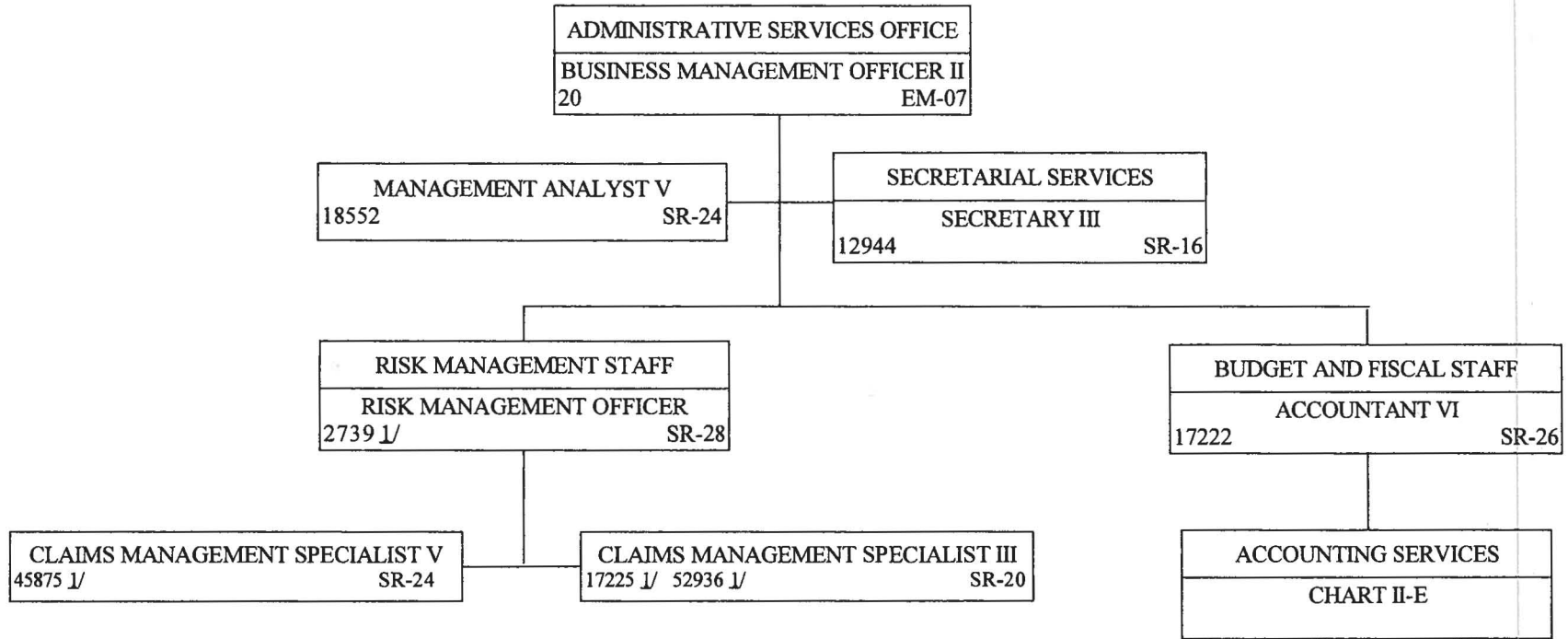
POSITION ORGANIZATION CHART



* POSITION NO. 34821 WAS ABOLISHED ON 07/01/10 PURSUANT TO ACT 180/SLH 2010.

STATE OF HAWAII
 DEPARTMENT OF ACCOUNTING AND GENERAL SERVICES
 DEPARTMENT ADMINISTRATION
 ADMINISTRATIVE SERVICES OFFICE


POSITION ORGANIZATION CHART



1/ POSITIONS ARE FUNDED BY REVOLVING FUNDS.

STATE OF HAWAII
 DEPARTMENT OF ACCOUNTING AND GENERAL SERVICES
 DEPARTMENT ADMINISTRATION
 ADMINISTRATIVE SERVICES OFFICE
 ACCOUNTING SERVICES

POSITION ORGANIZATION CHART

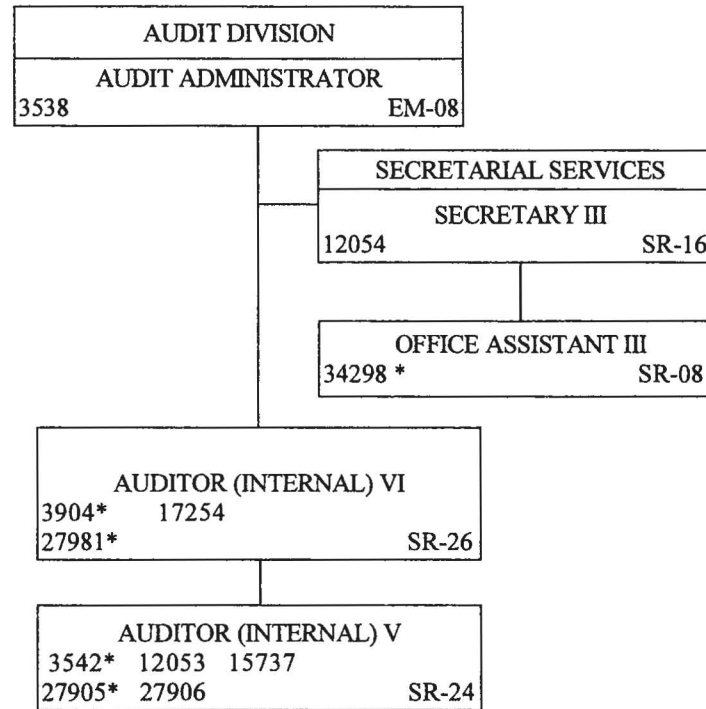


1/ POSITION NO. 3540 FUNDED BY INTER-DEPARTMENTAL TRANSFERS FUND (U) .

* POSITION NO. 13275 WAS ABOLISHED ON 07/01/10 PURSUANT TO ACT 180/SLH 2010.


STATE OF HAWAII
 DEPARTMENT OF ACCOUNTING AND GENERAL SERVICES
 AUDIT DIVISION

POSITION ORGANIZATION CHART



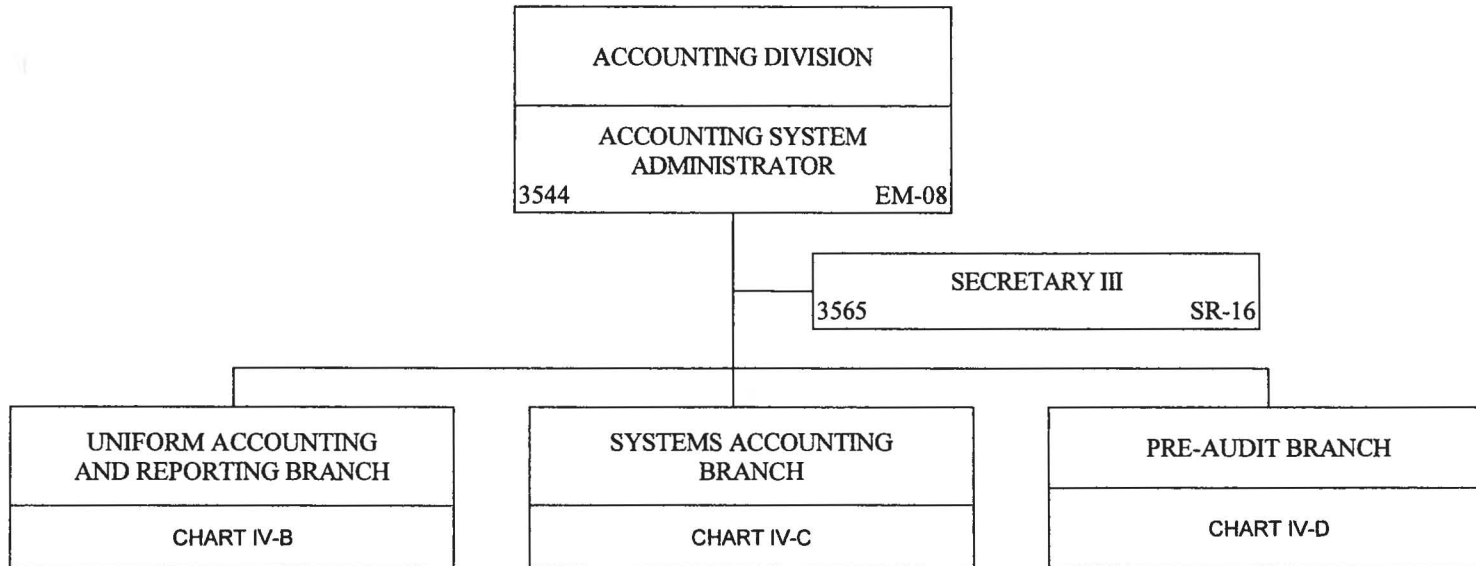
* POSITION NOS. 3542, 3904, 27905, 27981, AND 34298 WERE ABOLISHED ON 07/01/10 PURSUANT TO ACT 180/SLH 2010.

STATE OF HAWAII
DEPARTMENT OF ACCOUNTING AND GENERAL SERVICES
ACCOUNTING DIVISION
ORGANIZATION CHART



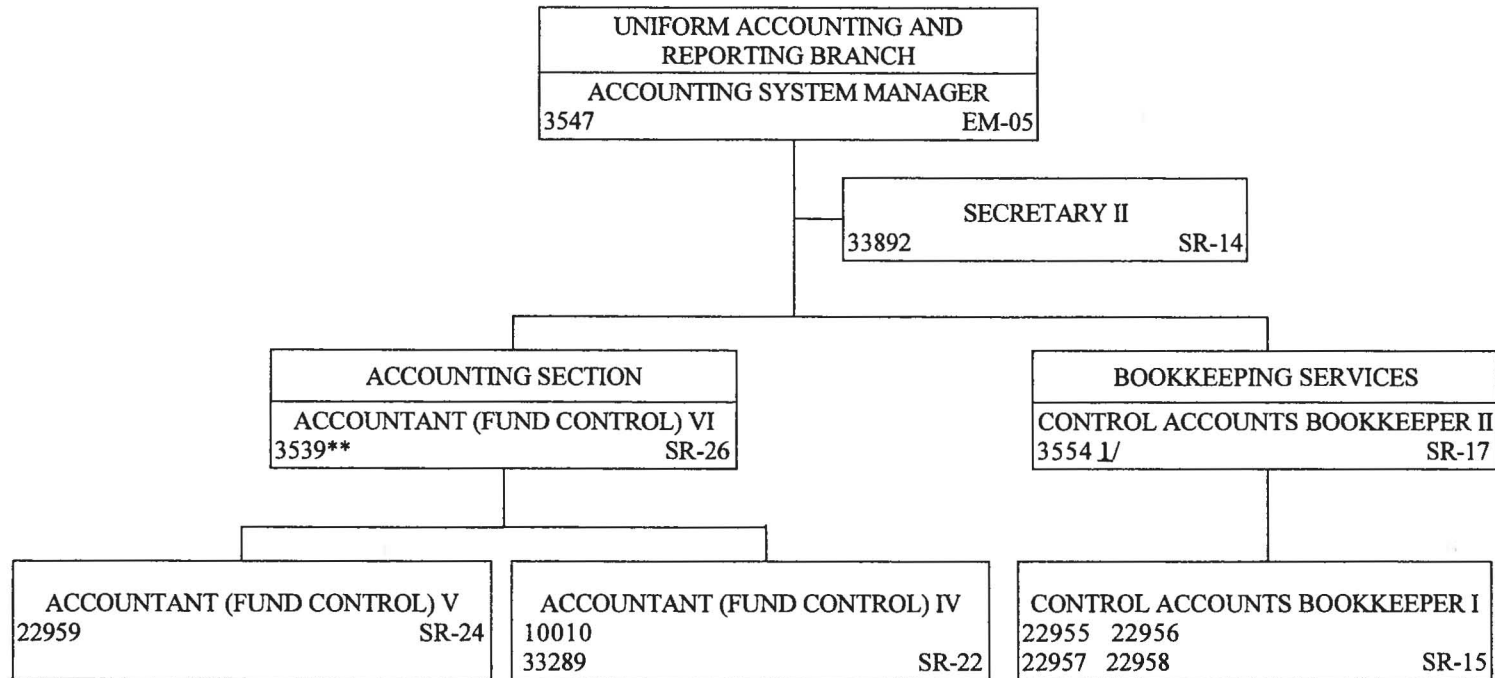
STATE OF HAWAII
DEPARTMENT OF ACCOUNTING AND GENERAL SERVICES
ACCOUNTING DIVISION

POSITION ORGANIZATION CHART



STATE OF HAWAII
 DEPARTMENT OF ACCOUNTING AND GENERAL SERVICES
 ACCOUNTING DIVISION
 UNIFORM ACCOUNTING AND REPORTING BRANCH

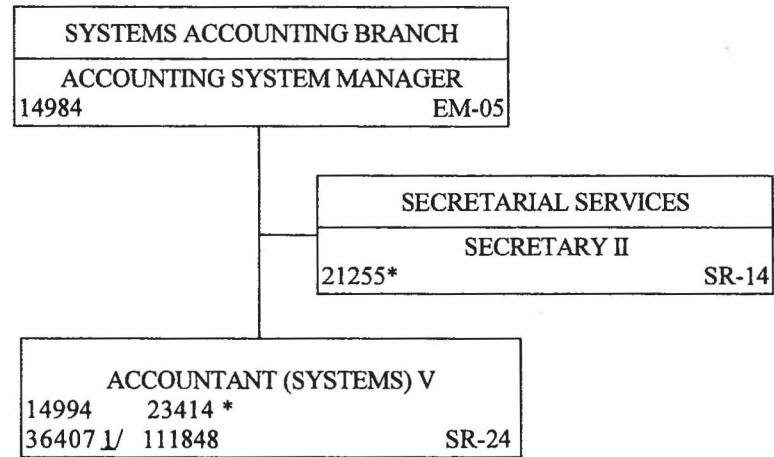
POSITION ORGANIZATION CHART



1/ POSITION NO. 3554 REALLOCATED TO CONTROL ACCOUNTS BOOKKEEPER I, SR-15, ON 01/17/08, EFFECTIVE 02/01/08.

** POSITION NO. 3539 RESTORED WITH NO FUNDING EFFECTIVE 07/01/10 PURSUANT TO ACT 180/SLH 2010. FULL FUNDING APPROVED BY ACT 164/SLH 2011.

STATE OF HAWAII
 DEPARTMENT OF ACCOUNTING AND GENERAL SERVICES
 ACCOUNTING DIVISION
 SYSTEMS ACCOUNTING BRANCH
 POSITION ORGANIZATION CHART

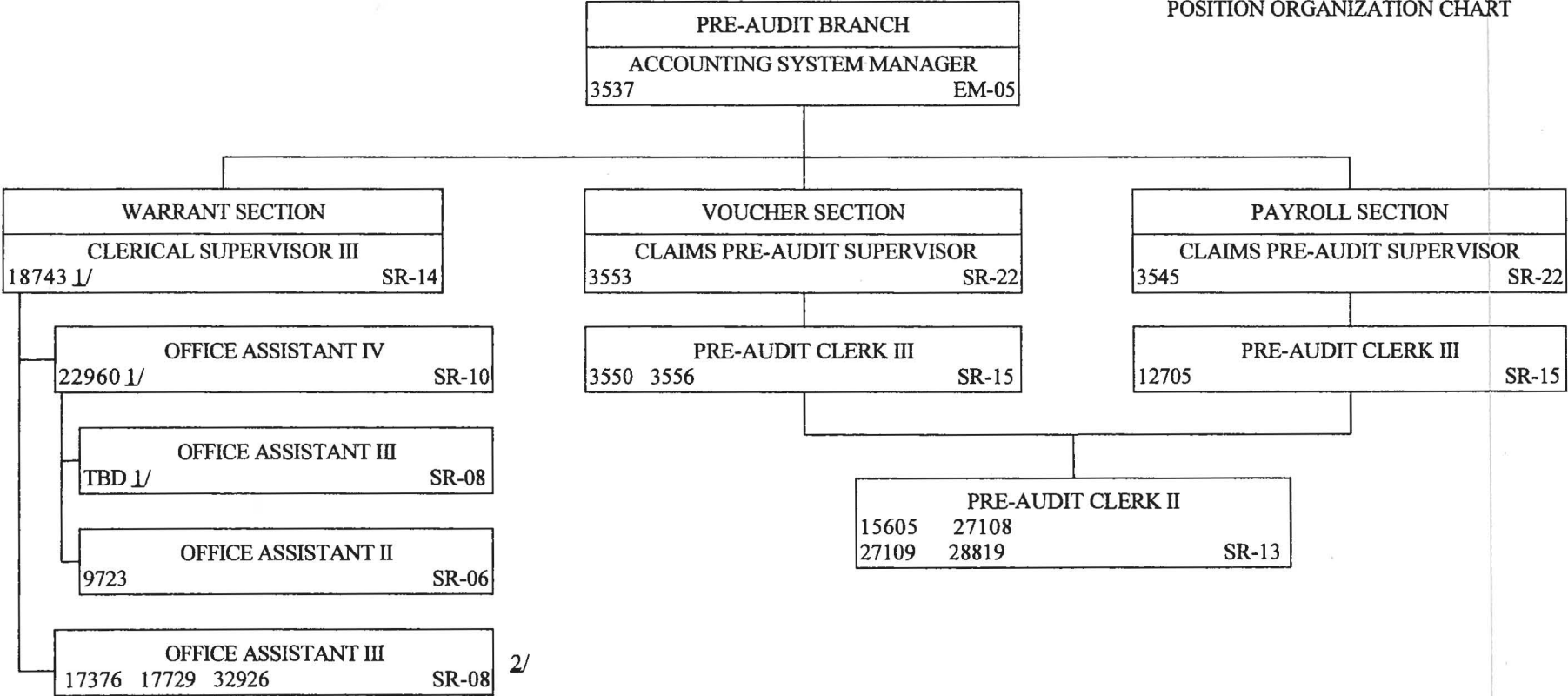


1/ POSITION REALLOCATED TO ACCOUNTANT (SYSTEMS) IV, SR-22, ON 02/14/06,
 EFFECTIVE 02/16/06.

* POSITION NOS. 21255 AND 23414 WERE ABOLISHED ON 07/01/10, PURSUANT TO ACT 180/SLH 2010.

STATE OF HAWAII
 DEPARTMENT OF ACCOUNTING AND GENERAL SERVICES
 ACCOUNTING DIVISION
 PRE-AUDIT BRANCH

POSITION ORGANIZATION CHART

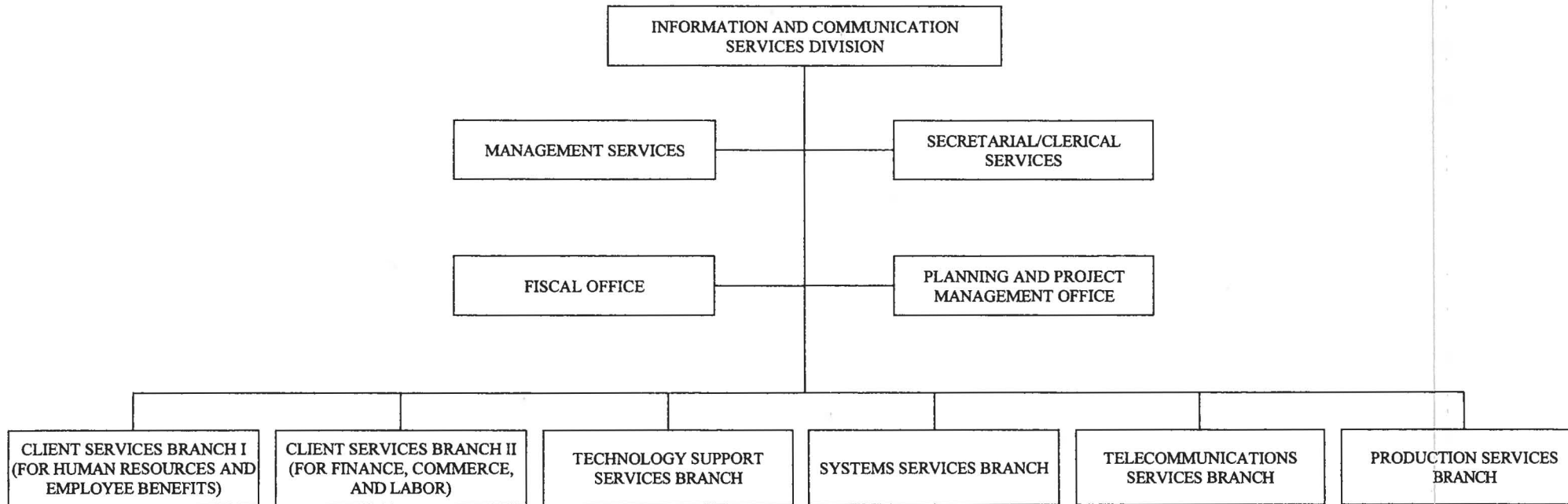


1/ POSITION TO BE REDESCRIBED.

2/ ONE POSITION (TO BE DETERMINED) WILL BE REDESCRIBED AND PLACED UNDER THE SUPERVISION OF POSITION NO. 22960


STATE OF HAWAII
DEPARTMENT OF ACCOUNTING AND GENERAL SERVICES
INFORMATION AND COMMUNICATION SERVICES DIVISION

ORGANIZATION CHART



STATE OF HAWAII
DEPARTMENT OF ACCOUNTING AND GENERAL SERVICES
INFORMATION AND COMMUNICATION SERVICES DIVISION

POSITION ORGANIZATION CHART

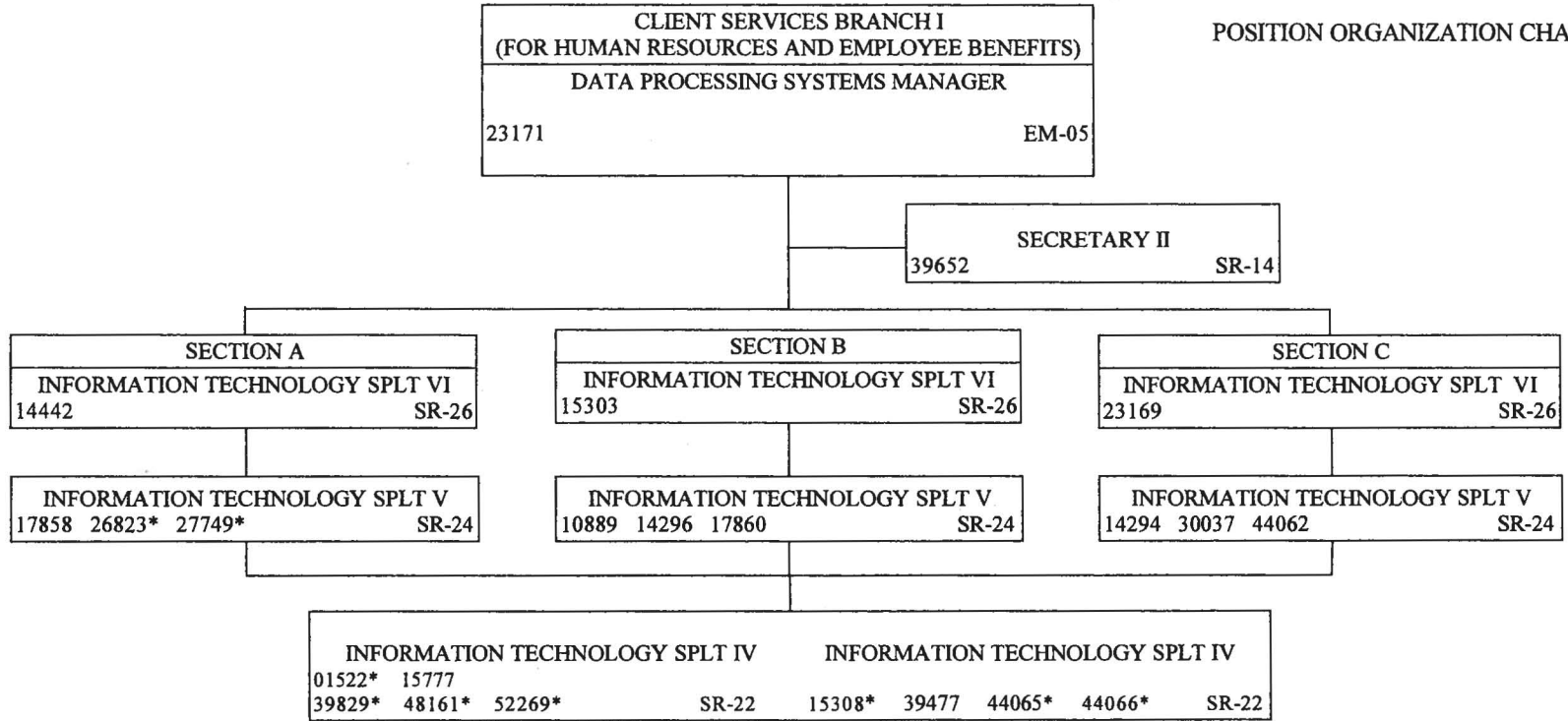


1/ CURRENTLY FILLED AT EM-08 LEVEL

* POSITION NOS. 14444, 16061, 17863, 29672, AND 43301 WERE ABOLISHED ON 07/01/10 PURSUANT TO ACT 180/SLH 2010.

STATE OF HAWAII
 DEPARTMENT OF ACCOUNTING AND GENERAL SERVICES
 INFORMATION AND COMMUNICATION SERVICES DIVISION
 CLIENT SERVICES BRANCH I
 (FOR HUMAN RESOURCES AND EMPLOYEE BENEFITS)

POSITION ORGANIZATION CHART



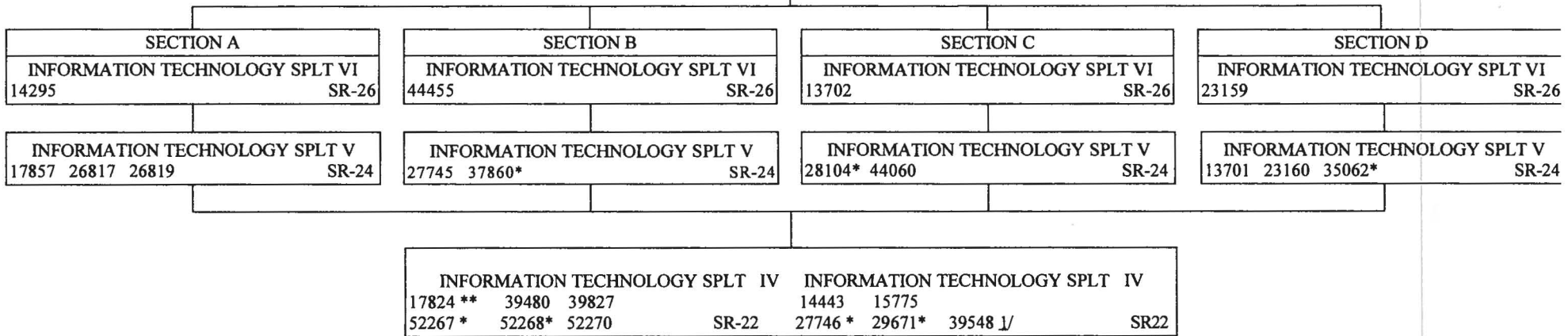
* POSITION NOS. 01522, 15308, 26823, 27749, 39829, 44065, 44066, 48161 AND 52269 WERE ABOLISHED ON 07/01/10 PURSUANT TO ACT 180/SLH 2010.

STATE OF HAWAII
 DEPARTMENT OF ACCOUNTING AND GENERAL SERVICES
 INFORMATION AND COMMUNICATION SERVICES DIVISION
 CLIENT SERVICES BRANCH II
 (FOR FINANCE, COMMERCE, AND LABOR)

POSITION ORGANIZATION CHART

CLIENT SERVICES BRANCH II (FOR FINANCE, COMMERCE, AND LABOR)	
DATA PROCESSING SYSTEMS MANAGER	
14293	EM-05

SECRETARY II	
14297	SR-14



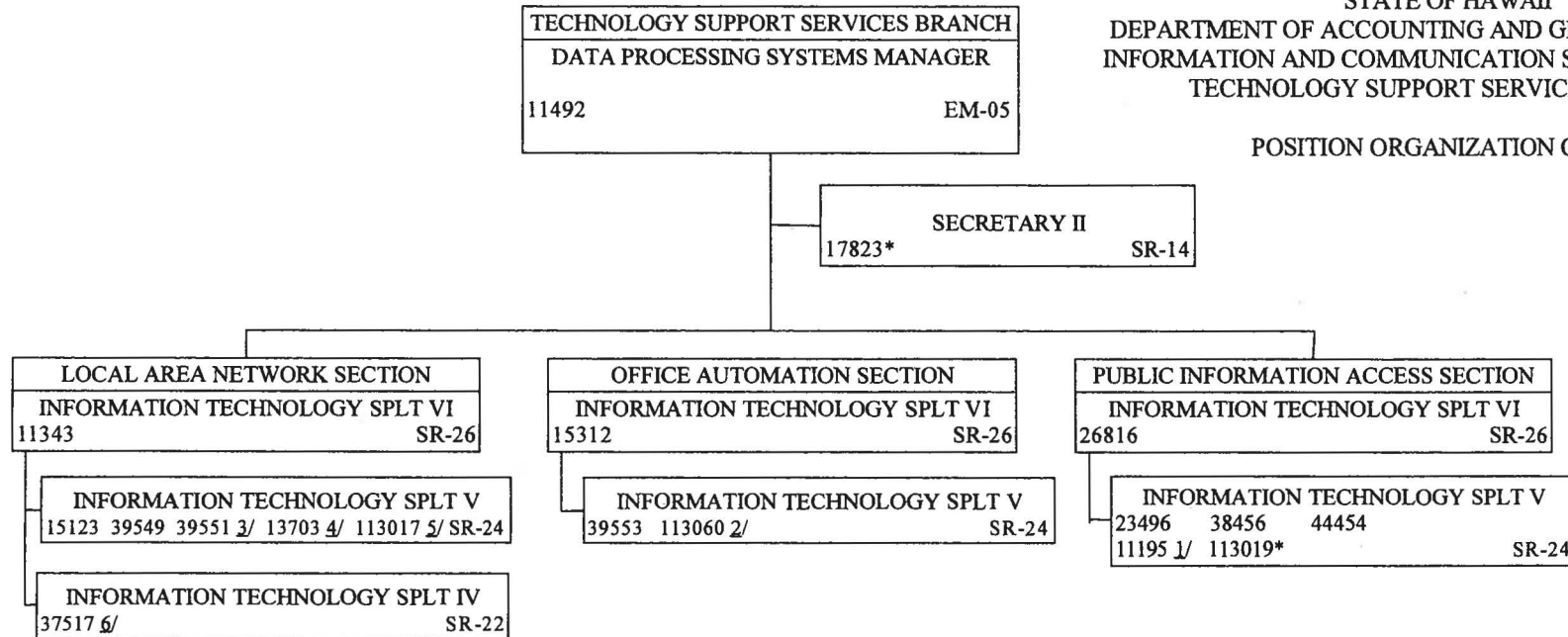
1/ POSITION NO. 39548 TRANSFERRED FROM TECHNOLOGY SUPPORT SERVICES BRANCH ON 10/22/10, EFFECTIVE 11/01/10.

* POSITION NOS. 27746, 28104, 29671, 35062, 37860, 52267, AND 52268 WERE ABOLISHED ON 07/01/10 PURSUANT TO ACT 180/SLH 2010.

** POSITION NO. 17824 RESTORED WITH NO FUNDING EFFECTIVE 07/01/10, PURSUANT TO ACT 180/SLH 2010. POSITION IS FUNDED EFFECTIVE 07/01/11, PURSUANT TO ACT 164/SLH 2011.

STATE OF HAWAII
 DEPARTMENT OF ACCOUNTING AND GENERAL SERVICES
 INFORMATION AND COMMUNICATION SERVICES DIVISION
 TECHNOLOGY SUPPORT SERVICES BRANCH

POSITION ORGANIZATION CHART

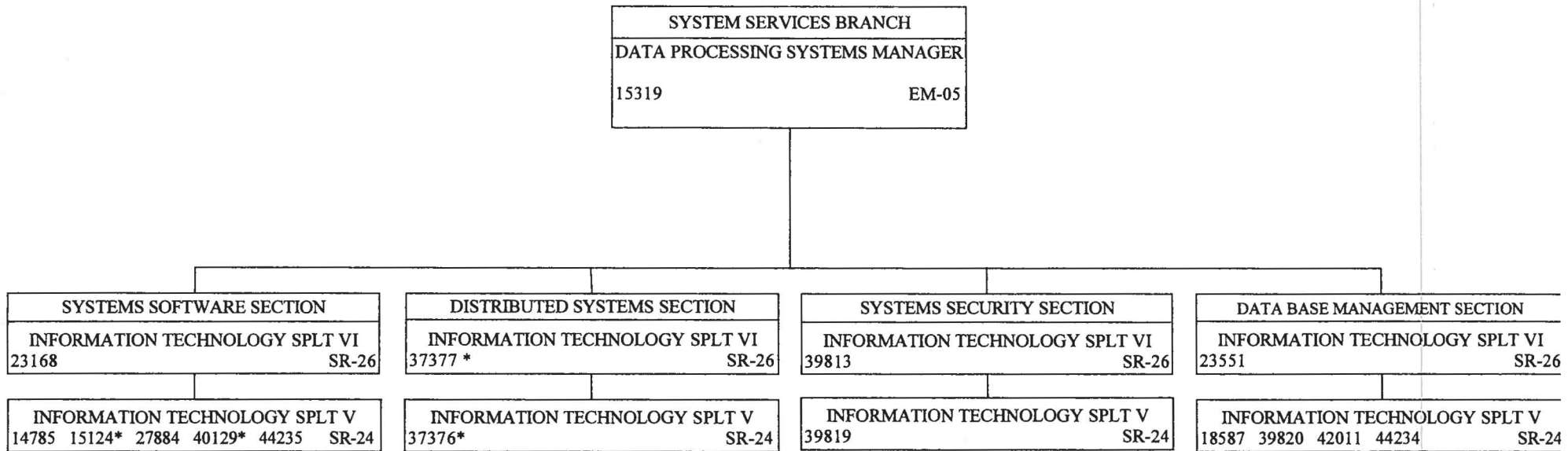


- 1/ POSITION NO. 11195 REALLOCATED TO INFORMATION TECHNOLOGY SPECIALIST IV, SR-22, ON 10/08/08 EFFECTIVE 10/16/08.
- 2/ POSITION NO. 113060 REALLOCATED TO INFORMATION TECHNOLOGY SPECIALIST III, SR-20, ON 09/17/08 EFFECTIVE 09/18/08.
- 3/ POSITION NO. 39551 REALLOCATED TO INFORMATION TECHNOLOGY SPECIALIST IV, SR-22, ON 12/02/10, EFFECTIVE 12/03/10.
- 4/ POSITION NO. 13703 TRANSFERRED FROM OFFICE AUTOMATION SECTION TO LOCAL AREA NETWORK SECTION ON 02/25/11.
- 5/ POSITION NO. 113017 TRANSFERRED FROM PUBLIC INFORMATION ACCESS SECTION TO LOCAL AREA NETWORK SECTION ON 02/25/11.
- 6/ POSITION NO. 37517 TRANSFERRED FROM CLIENT SERVICES BRANCH II ON 02/24/11, EFFECTIVE 03/01/11.

* POSITION NOS. 17823 AND 113019 WERE ABOLISHED ON 07/01/10 PURSUANT TO ACT 180/SLH 2010.

STATE OF HAWAII
 DEPARTMENT OF ACCOUNTING AND GENERAL SERVICES
 INFORMATION AND COMMUNICATION SERVICES DIVISION
 SYSTEMS SERVICES BRANCH

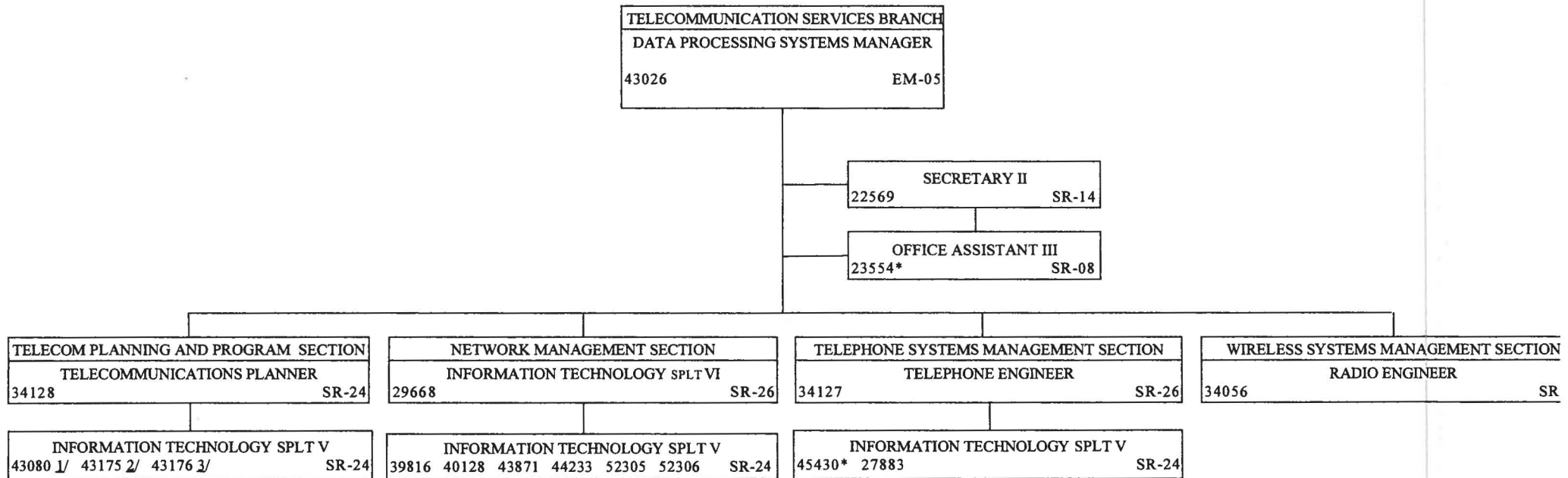
POSITION ORGANIZATION CHART



* POSITION NOS. 15124, 37376, 37377, AND 40129 WERE ABOLISHED ON 07/01/10 PURSUANT TO ACT 180/SLH 2010.

STATE OF HAWAII
 DEPARTMENT OF ACCOUNTING AND GENERAL SERVICES
 INFORMATION AND COMMUNICATION SERVICES DIVISION
 TELECOMMUNICATION SERVICES BRANCH

POSITION ORGANIZATION CHART



1/ POSITION LOCATED ON KAUAI.

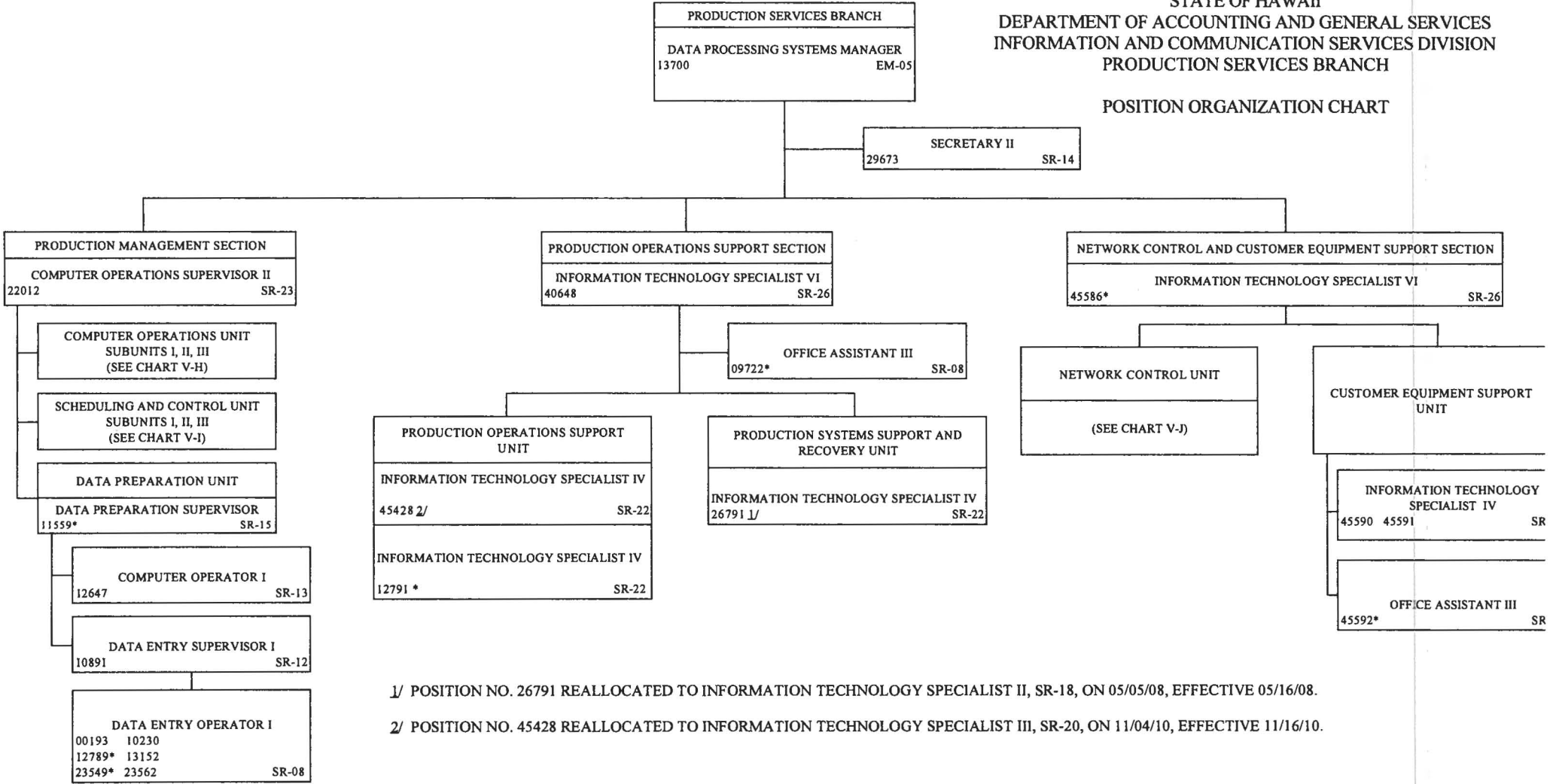
2/ POSITION LOCATED ON MAUI.

3/ POSITION LOCATED ON HAWAII.

* POSITION NOS. 23554 AND 45430 WERE ABOLISHED ON 07/01/10 PURSUANT TO ACT 180/SLH 2010.

STATE OF HAWAII
 DEPARTMENT OF ACCOUNTING AND GENERAL SERVICES
 INFORMATION AND COMMUNICATION SERVICES DIVISION
 PRODUCTION SERVICES BRANCH

POSITION ORGANIZATION CHART




1/ POSITION NO. 26791 REALLOCATED TO INFORMATION TECHNOLOGY SPECIALIST II, SR-18, ON 05/05/08, EFFECTIVE 05/16/08.

2/ POSITION NO. 45428 REALLOCATED TO INFORMATION TECHNOLOGY SPECIALIST III, SR-20, ON 11/04/10, EFFECTIVE 11/16/10.

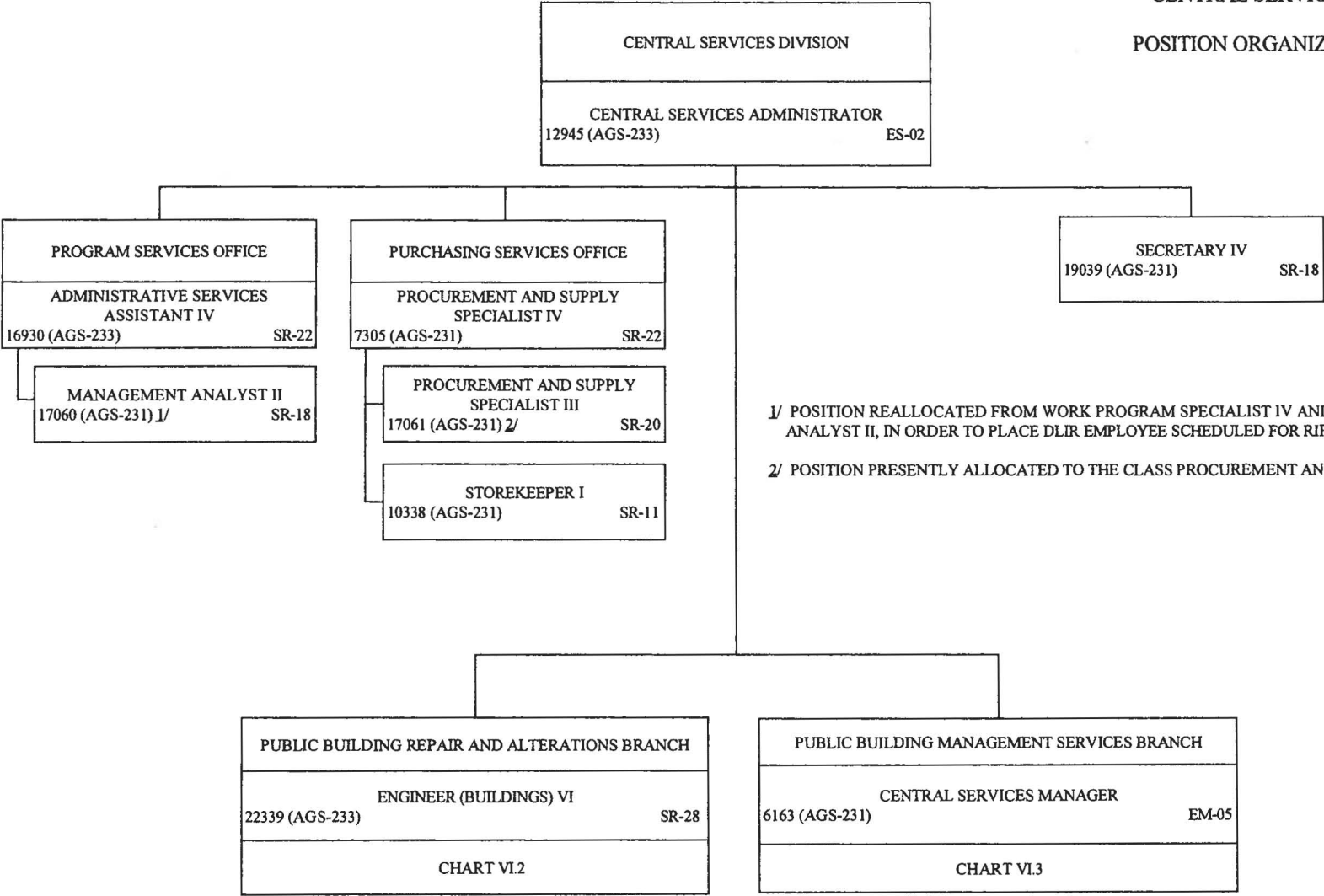
* POSITION NOS. 9722, 11559, 12789, 12791, 23549, 45586, AND 45592 WERE ABOLISHED ON 07/01/10 PURSUANT TO ACT 180/SLH 2010.

STATE OF HAWAII
DEPARTMENT OF ACCOUNTING AND GENERAL SERVICES
CENTRAL SERVICES DIVISION
ADMINISTRATION
ORGANIZATION CHART



STATE OF HAWAII
 DEPARTMENT OF ACCOUNTING AND GENERAL SERVICES
 CENTRAL SERVICES DIVISION

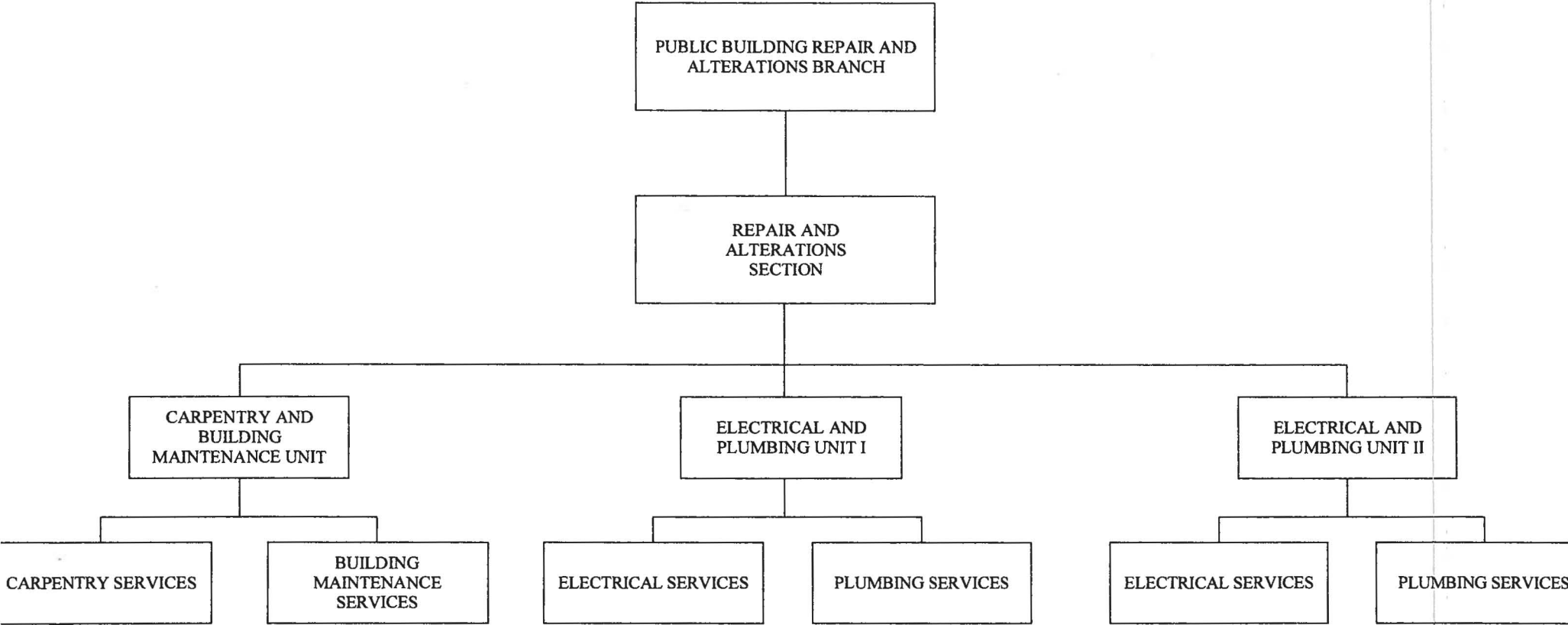
POSITION ORGANIZATION CHART



1/ POSITION REALLOCATED FROM WORK PROGRAM SPECIALIST IV AND DOWNGRADED TO MANAGEMENT ANALYST II, IN ORDER TO PLACE DLIR EMPLOYEE SCHEDULED FOR RIF.
 2/ POSITION PRESENTLY ALLOCATED TO THE CLASS PROCUREMENT AND SUPPLY SPECIALIST I, SR-16.

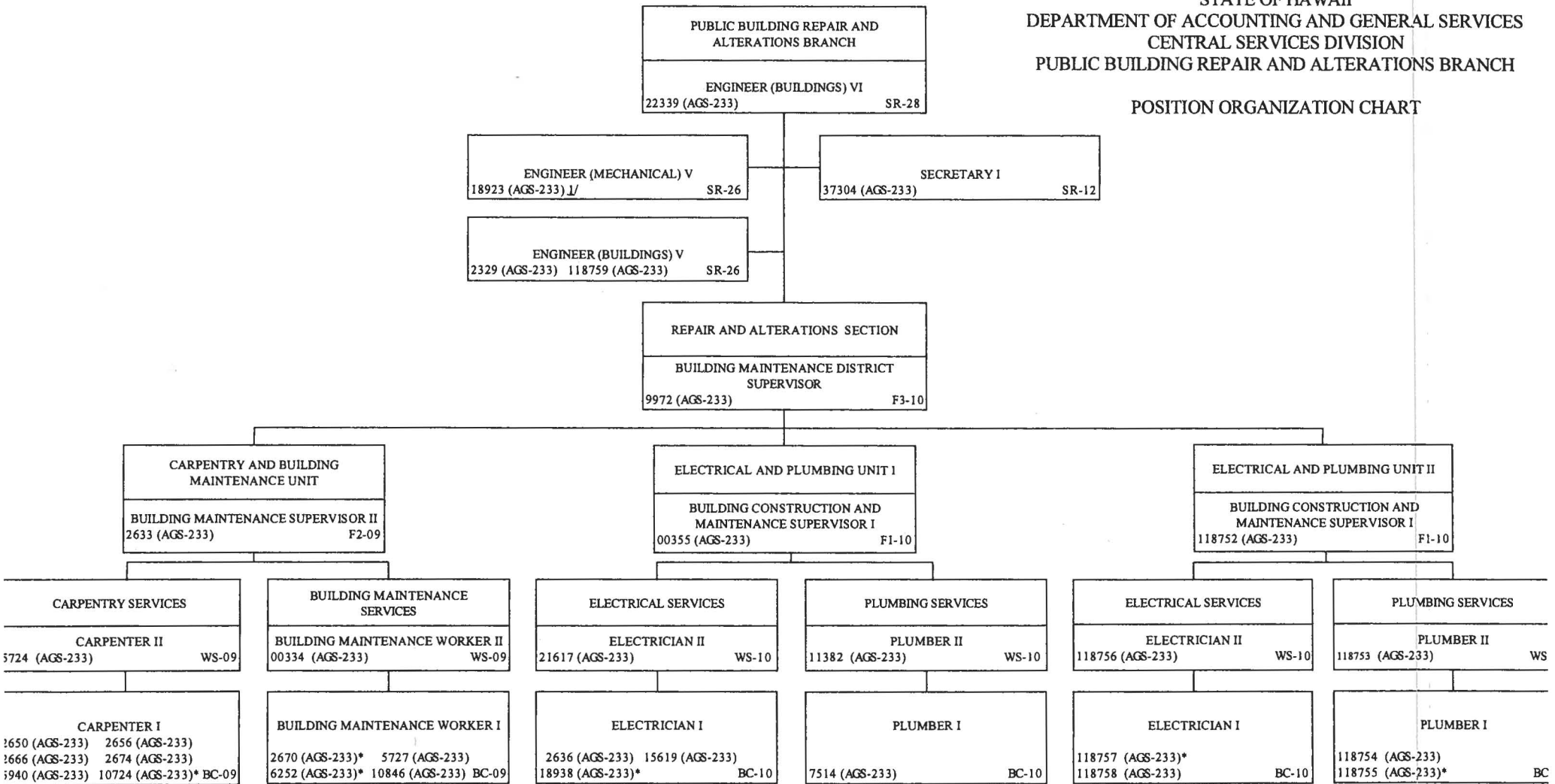
STATE OF HAWAII
DEPARTMENT OF ACCOUNTING AND GENERAL SERVICES
CENTRAL SERVICES DIVISION
PUBLIC BUILDING REPAIR AND ALTERATIONS BRANCH

ORGANIZATION CHART



STATE OF HAWAII
DEPARTMENT OF ACCOUNTING AND GENERAL SERVICES
CENTRAL SERVICES DIVISION
PUBLIC BUILDING REPAIR AND ALTERATIONS BRANCH

POSITION ORGANIZATION CHART



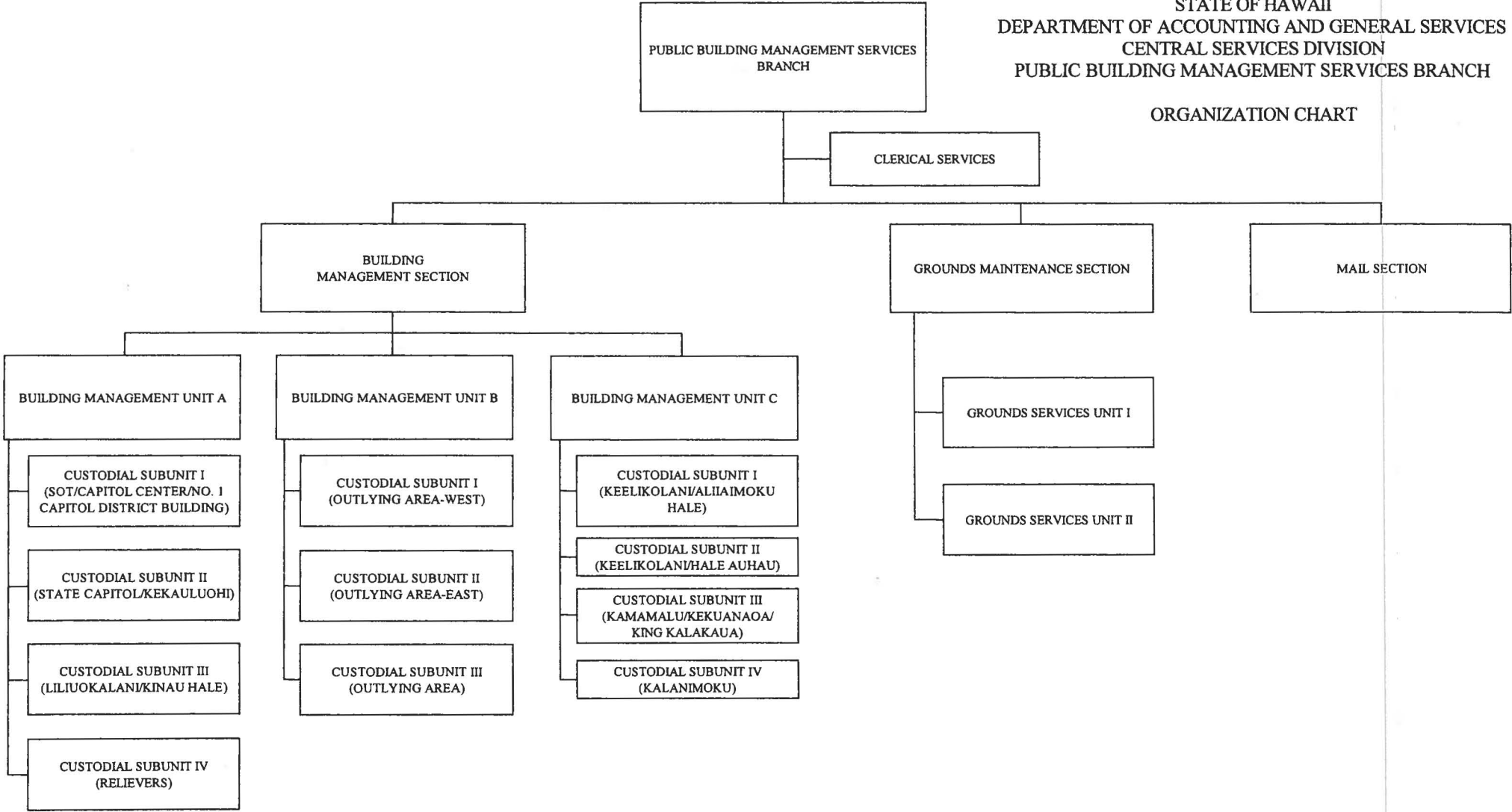
1/ POSITION NO. 18923 REALLOCATED TO ENGINEER III, SR22 ON 05/18/11, EFFECTIVE 06/01/11.

* POSITION NOS. 2670, 6252, 10724, 18938, 118755, AND 118757 WERE ABOLISHED ON 07/01/10, PURSUANT TO ACT 180/SLH 2010.

06/30/11

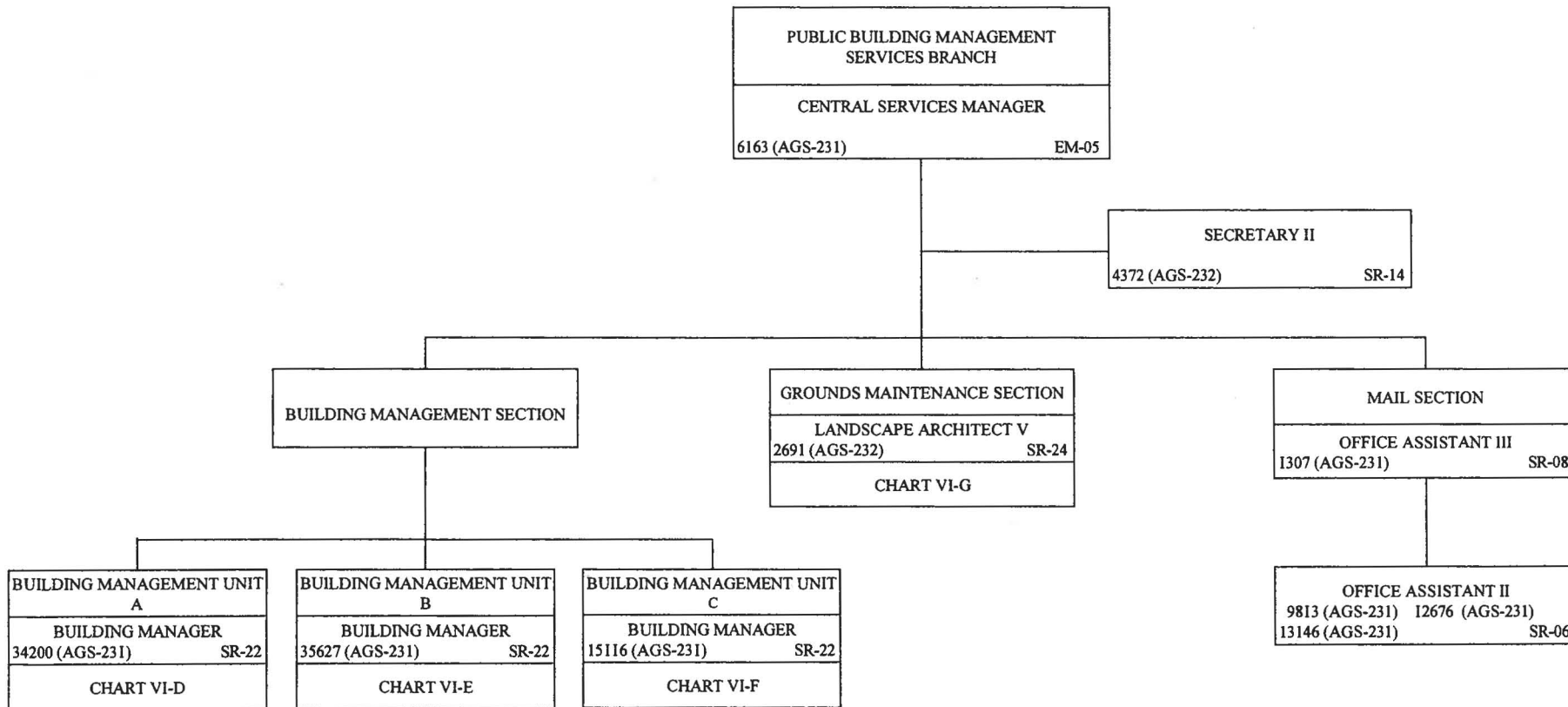
STATE OF HAWAII
 DEPARTMENT OF ACCOUNTING AND GENERAL SERVICES
 CENTRAL SERVICES DIVISION
 PUBLIC BUILDING MANAGEMENT SERVICES BRANCH

ORGANIZATION CHART



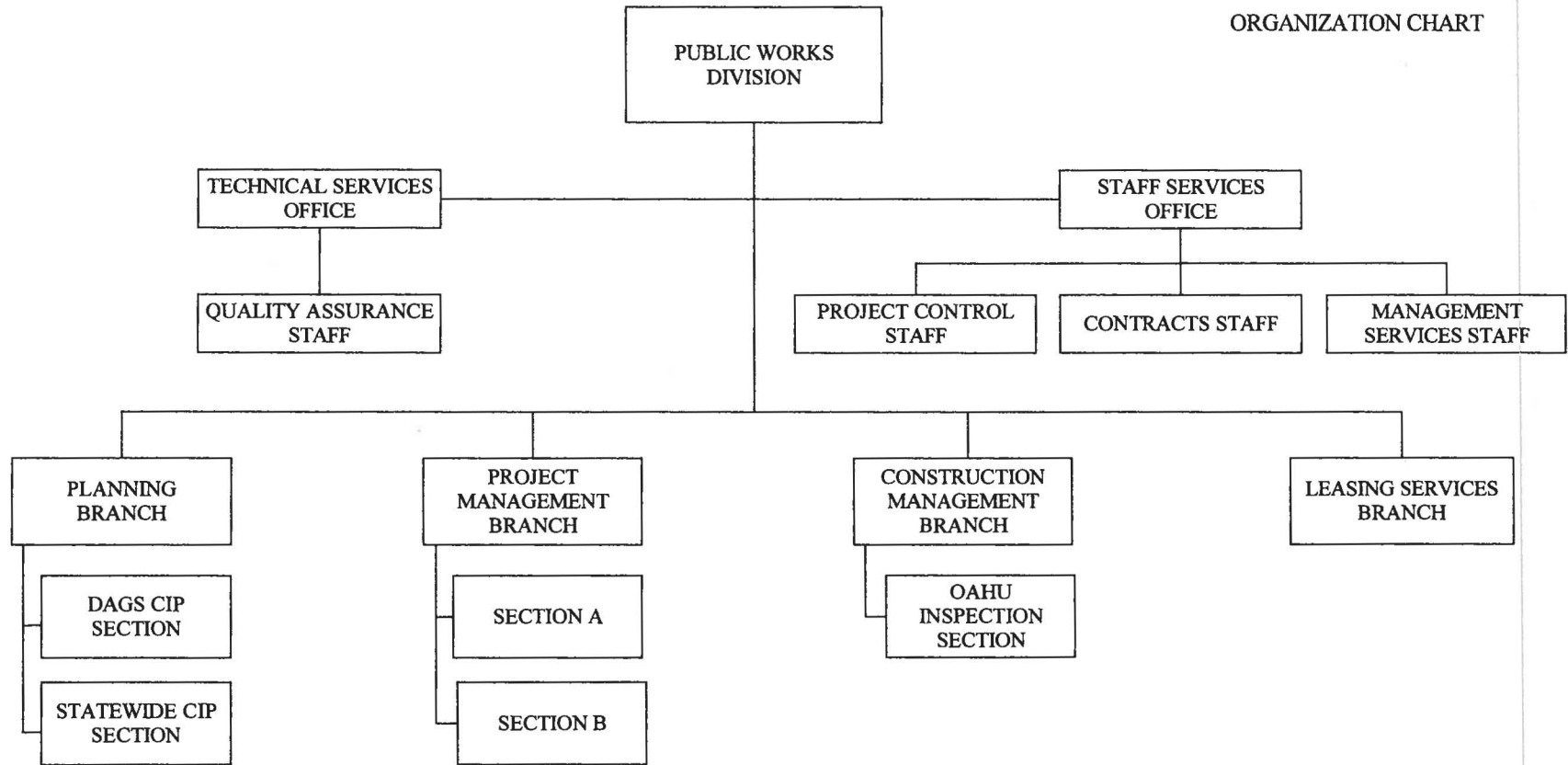
STATE OF HAWAII
 DEPARTMENT OF ACCOUNTING AND GENERAL SERVICES
 CENTRAL SERVICES DIVISION
 PUBLIC BUILDING MANAGEMENT SERVICES BRANCH

POSITION ORGANIZATION CHART



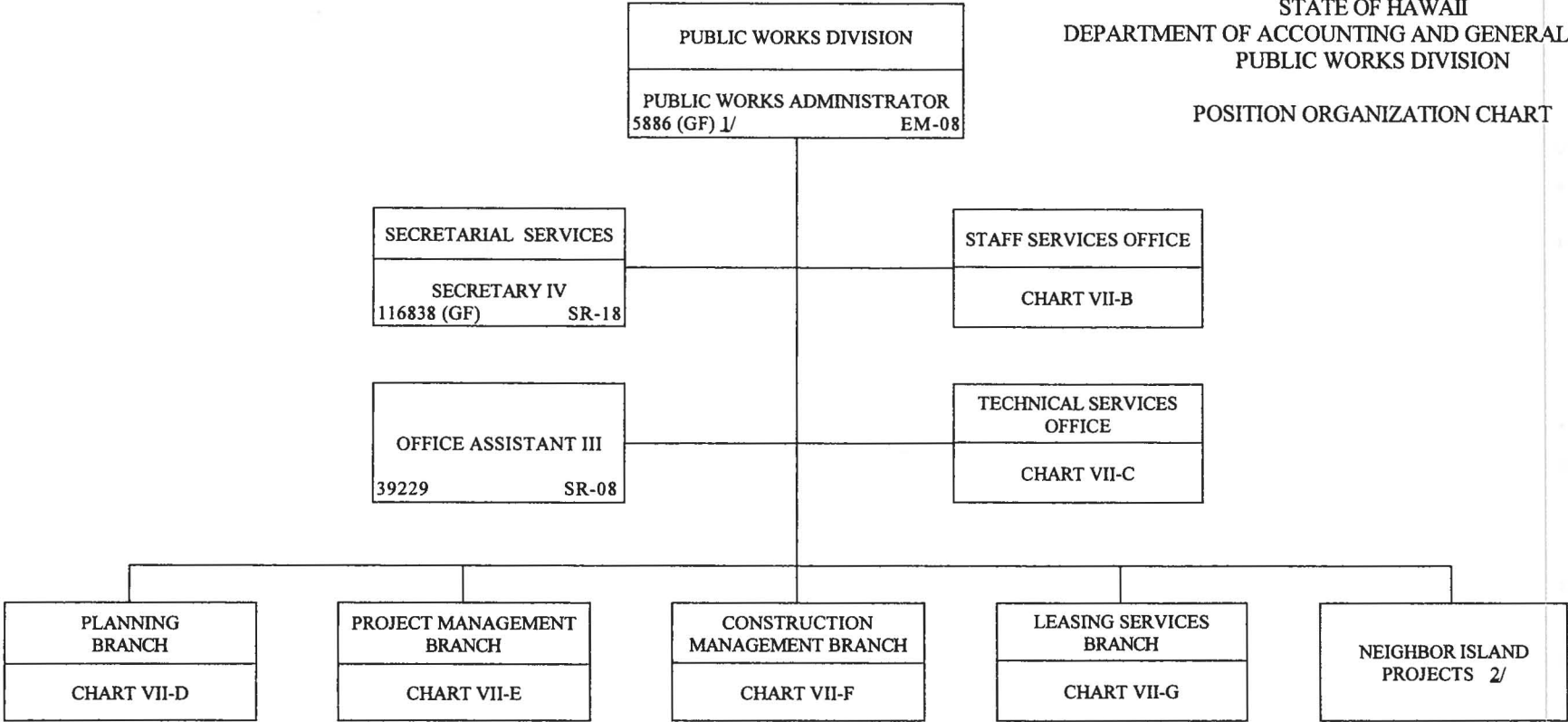
STATE OF HAWAII
DEPARTMENT OF ACCOUNTING AND GENERAL SERVICES
PUBLIC WORKS DIVISION

ORGANIZATION CHART



STATE OF HAWAII
 DEPARTMENT OF ACCOUNTING AND GENERAL SERVICES
 PUBLIC WORKS DIVISION

POSITION ORGANIZATION CHART



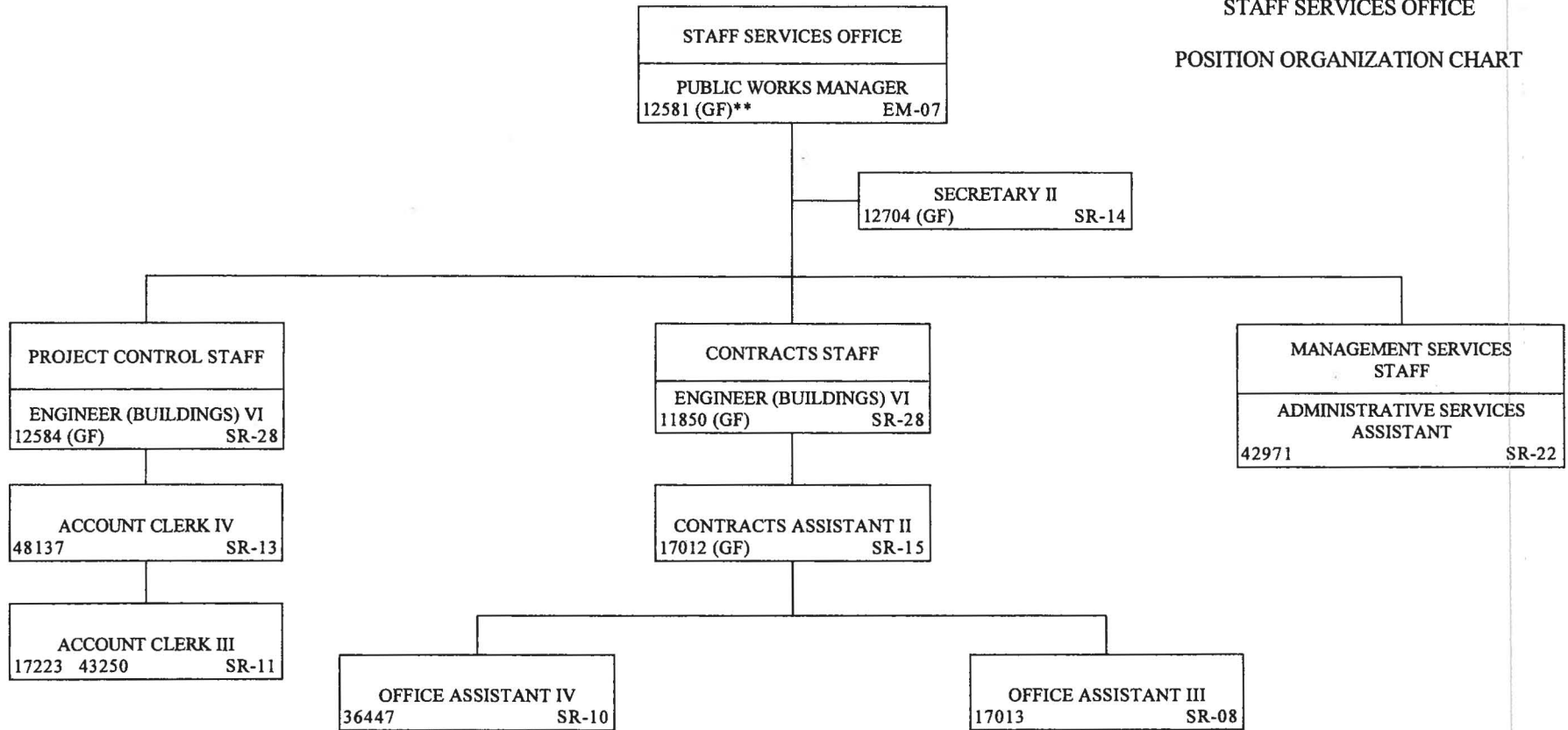
1/ POSITION REVERTED FROM ES-03 TO EM-08 UPON VACANCY, EFFECTIVE 03/01/03.

(GF) = GENERAL FUNDED POSITION.

2/ 7 POSITIONS SUPERVISED BY MAUI DISTRICT ENGINEER, DAGS.
 10 POSITIONS SUPERVISED BY HAWAII DISTRICT PUBLIC WORKS MANAGER, DAGS.
 5 POSITIONS SUPERVISED BY KAUAI DISTRICT ENGINEER, DAGS.

STATE OF HAWAII
 DEPARTMENT OF ACCOUNTING AND GENERAL SERVICES
 PUBLIC WORKS DIVISION
 STAFF SERVICES OFFICE


POSITION ORGANIZATION CHART



(GF) = GENERAL FUNDED POSITION.

** POSITION NO. 12581 RESTORED WITH NO FUNDING EFFECTIVE 07/01/10, PURSUANT TO ACT 180/SLH 2010. FUNDING RESTORED EFFECTIVE JULY 1, 2011, PURSUANT TO ACT 164/SLH 2011.

STATE OF HAWAII
 DEPARTMENT OF ACCOUNTING AND GENERAL SERVICES
 PUBLIC WORKS DIVISION
 TECHNICAL SERVICES OFFICE
 POSITION ORGANIZATION CHART



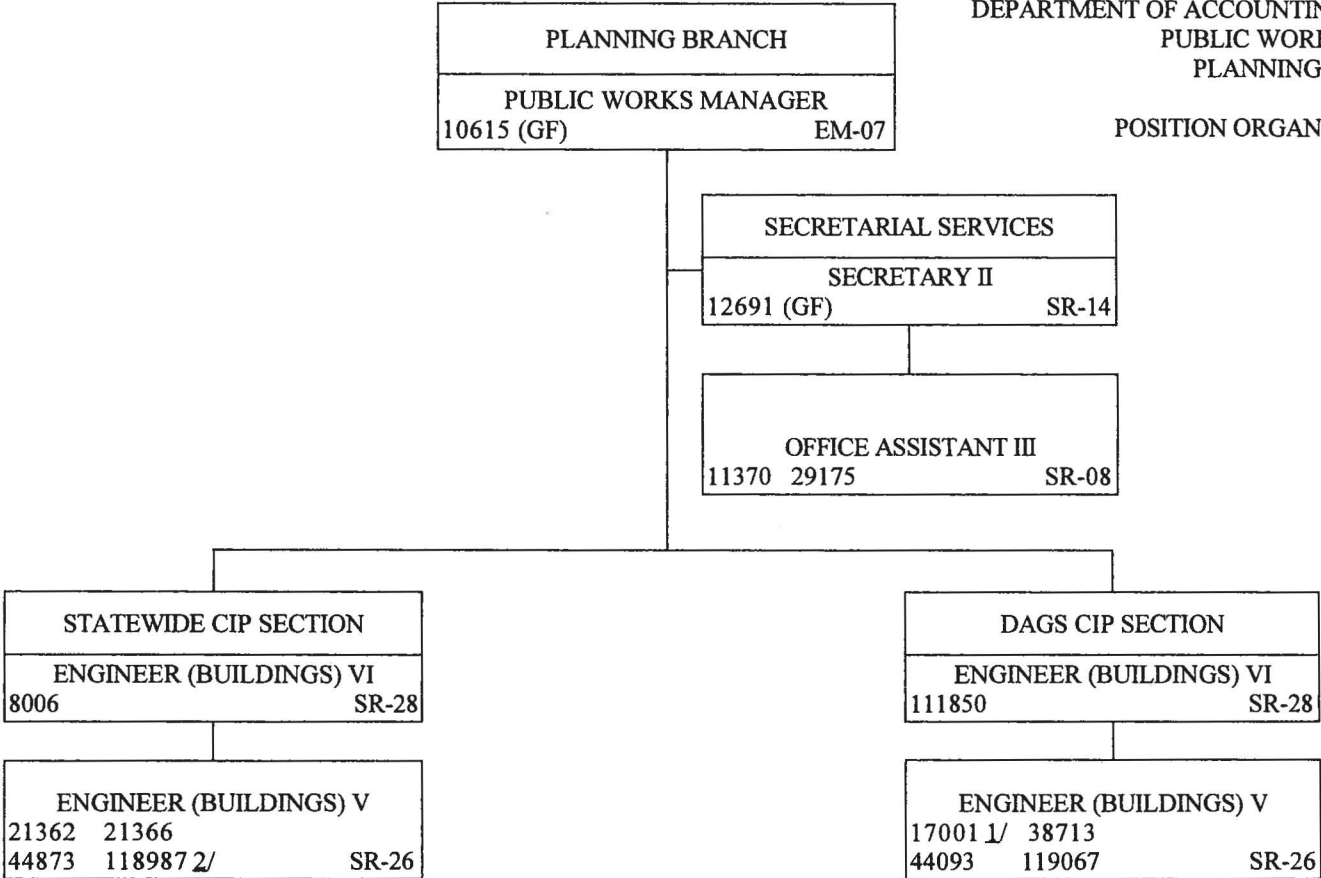
1/ POSITION NO. 42662 REDESCRIBED FROM AN ARCHITECT VI TO AN ENGINEER (BUILDINGS) VI ON 03/20/07, EFFECTIVE 03/16/07.

2/ POSITION NO. 46238 REDESCRIBED FROM AN ENGINEER (BUILDINGS) V TO AN ARCHITECT V ON 04/11/11, EFFECTIVE 04/01/11.

ALL POSITIONS ARE PROJECT FUNDED.

STATE OF HAWAII
 DEPARTMENT OF ACCOUNTING AND GENERAL SERVICES
 PUBLIC WORKS DIVISION
 PLANNING BRANCH

POSITION ORGANIZATION CHART

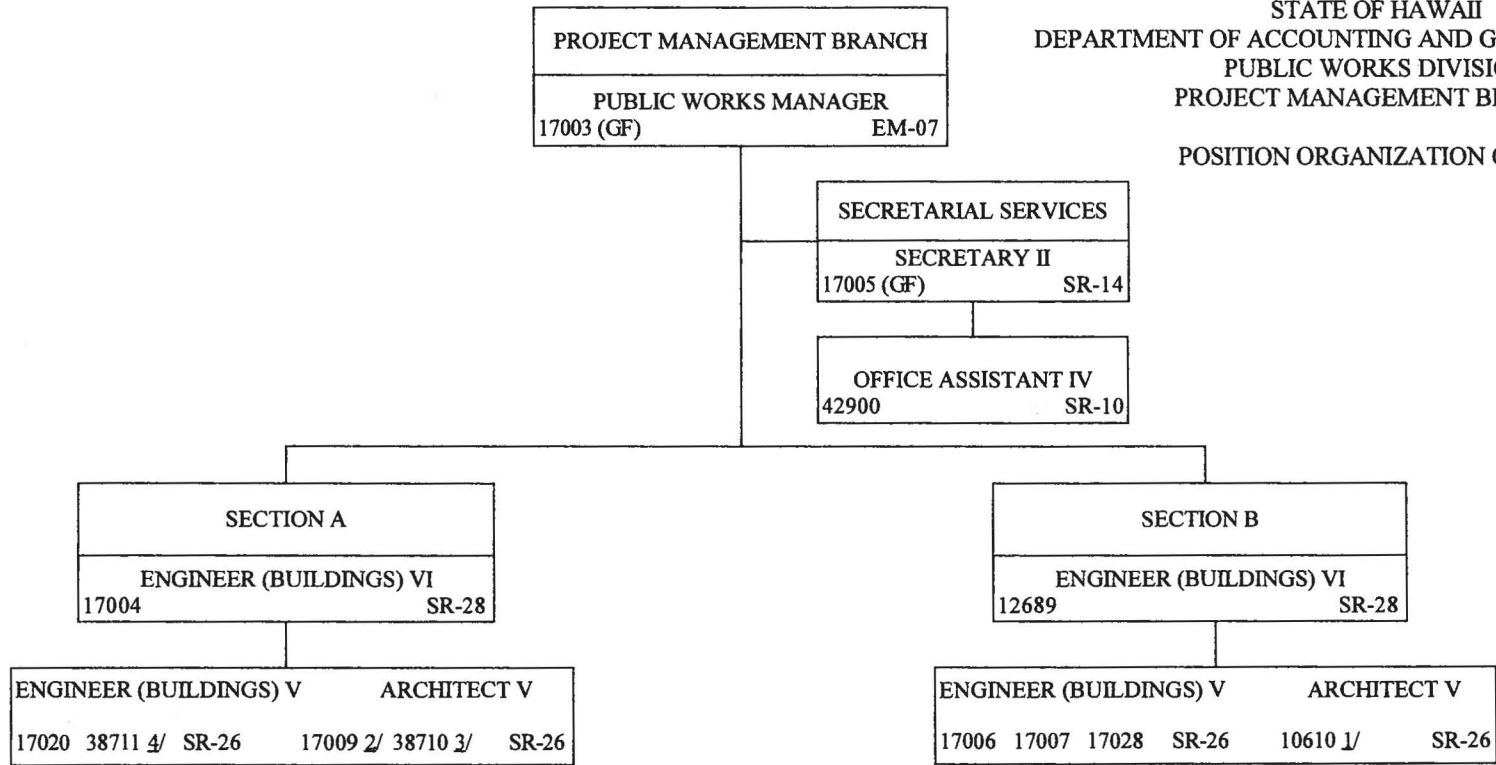


1/ POSITION REALLOCATED TO ENGINEER (BUILDINGS) III, SR-22, ON 09/09/05, EFFECTIVE 09/16/05.

2/ NEW POSITION ESTABLISHED ON AND EFFECTIVE 03/19/08. POSITION TEMPORARILY DOWNGRADED TO ENGINEERING STUDENT INTERN I, SR-13, ON 03/27/08, EFFECTIVE 04/01/08.

(GF) = GENERAL FUNDED POSITION.

STATE OF HAWAII
 DEPARTMENT OF ACCOUNTING AND GENERAL SERVICES
 PUBLIC WORKS DIVISION
 PROJECT MANAGEMENT BRANCH
 POSITION ORGANIZATION CHART



1/ POSITION REDESCRIBED FROM ENGINEER (BUILDINGS) V, TO ARCHITECT V, SR-26, EFFECTIVE 12/01/02.

(GF) = GENERAL FUNDED POSITION.

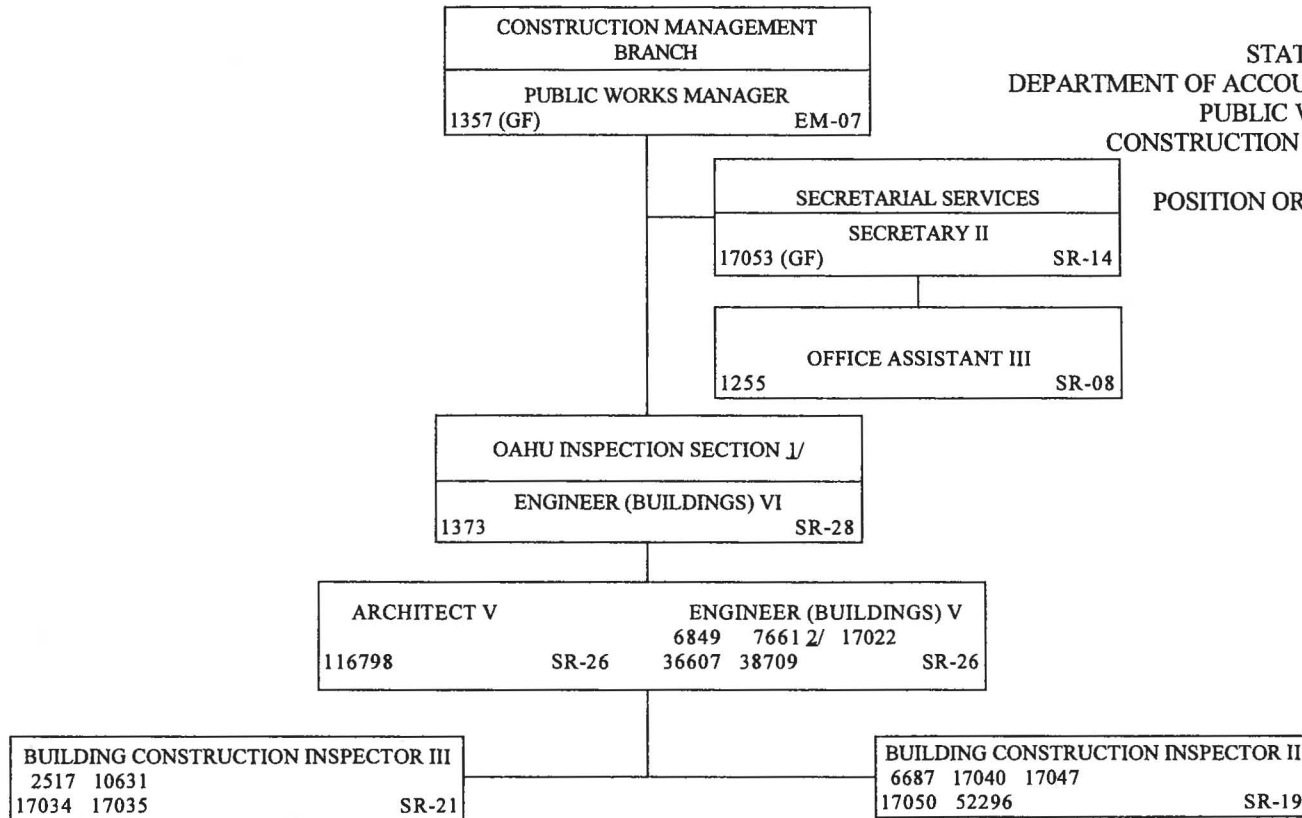
2/ POSITION REDESCRIBED FROM ENGINEER (BUILDINGS) V, TO ARCHITECT V, SR-26, EFFECTIVE 12/16/02.

3/ POSITION REDESCRIBED FROM ENGINEER (BUILDINGS) V, TO ARCHITECT III, SR-22, EFFECTIVE 01/16/08.

4/ POSITION REDESCRIBED FROM ENGINEER (BUILDINGS) V, TO ARCHITECT V, SR-26, EFFECTIVE 05/16/11.

STATE OF HAWAII
 DEPARTMENT OF ACCOUNTING AND GENERAL SERVICES
 PUBLIC WORKS DIVISION
 CONSTRUCTION MANAGEMENT BRANCH

POSITION ORGANIZATION CHART




1/ SUPERVISION IS PROVIDED BY ARCHITECT AND ENGINEERS OVER INSPECTORS ON A PROJECT AND AREA BASIS.

(GF) = GENERAL FUNDED POSITION.

2/ POSITION TEMPORARILY DOWNGRADED TO ENGINEER (BUILDINGS) III, SR-22 ON 09/18/02, EFFECTIVE 01/01/02, AND WILL EVENTUALLY BE RESTORED TO ENGINEER (BUILDINGS) V, SR-26.

STATE OF HAWAII
DEPARTMENT OF ACCOUNTING AND GENERAL SERVICES
PUBLIC WORKS DIVISION
LEASING SERVICES BRANCH
POSITION ORGANIZATION CHART

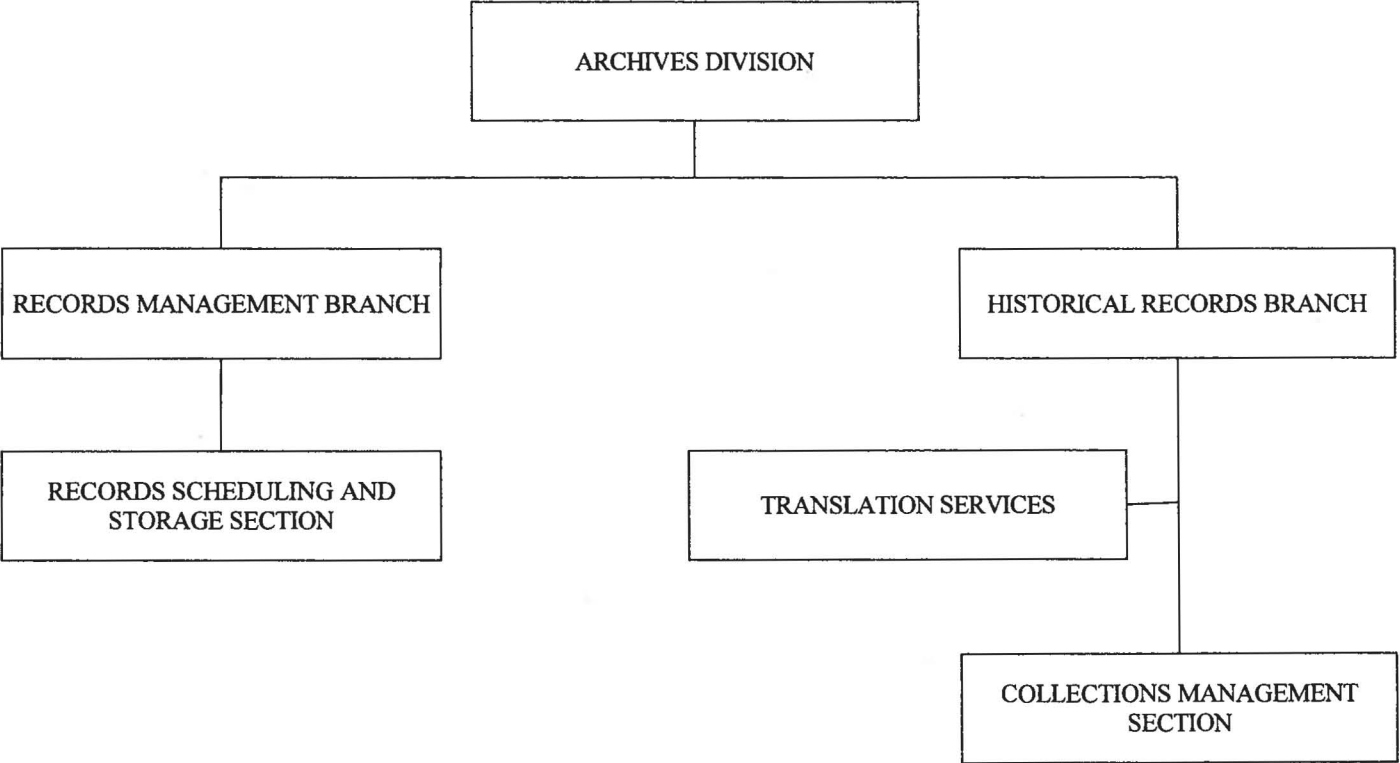


(GF) = GENERAL FUNDED POSITION.

* POSITION NO. 118559 WAS ABOLISHED ON 07/01/10, PURSUANT TO ACT 180/SLH 2010.

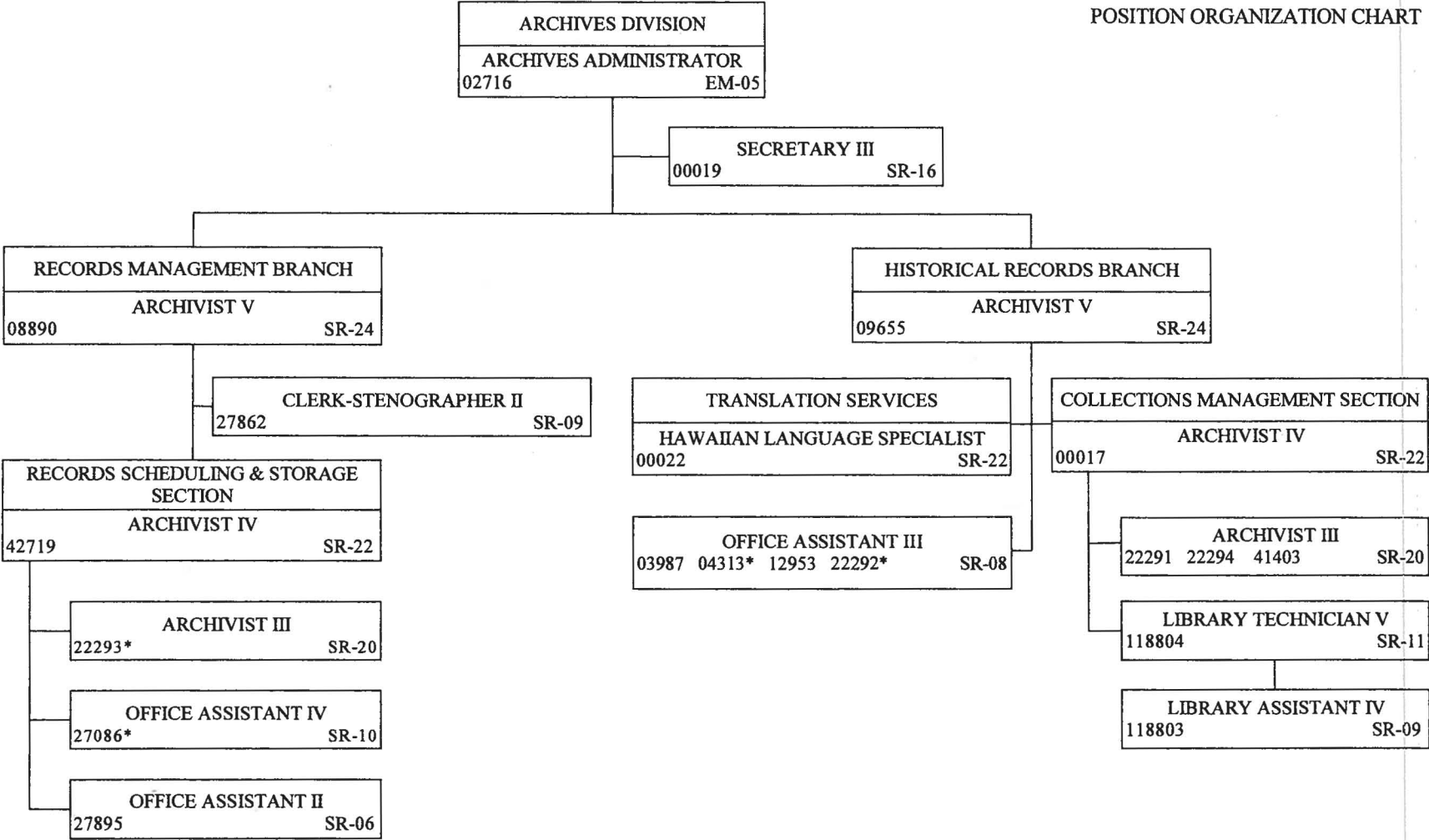
STATE OF HAWAII
DEPARTMENT OF ACCOUNTING AND GENERAL SERVICES
DEPARTMENT ADMINISTRATION
ARCHIVES DIVISION

ORGANIZATION CHART



STATE OF HAWAII
 DEPARTMENT OF ACCOUNTING AND GENERAL SERVICES
 ARCHIVES DIVISION

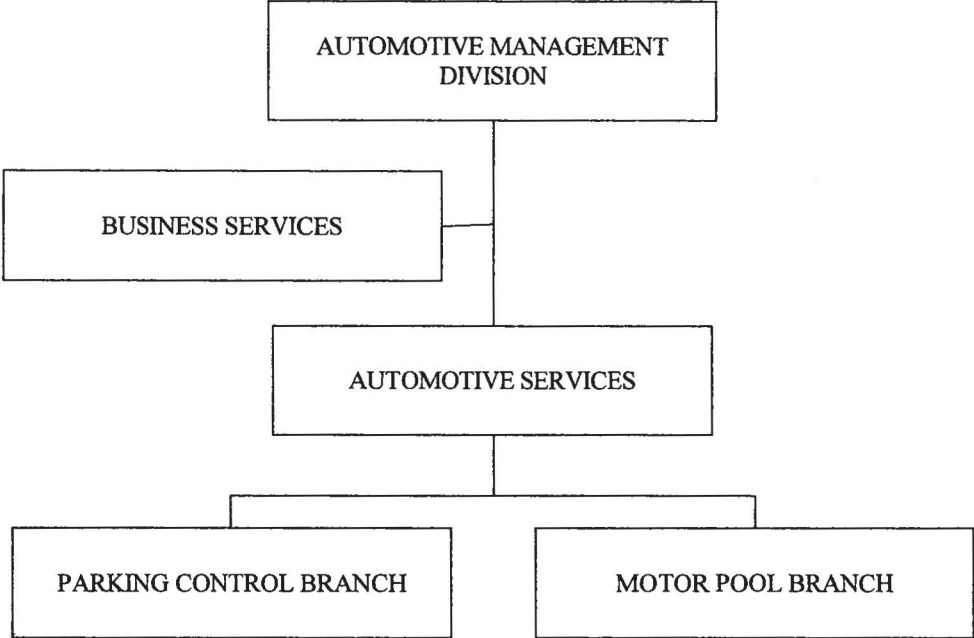
POSITION ORGANIZATION CHART



* POSITION NOS. 4313, 22292, 22293, AND 27086 WERE ABOLISHED ON 07/01/10 PURSUANT TO ACT 180/SLH 2010.

STATE OF HAWAII
DEPARTMENT OF ACCOUNTING AND GENERAL SERVICES
AUTOMOTIVE MANAGEMENT DIVISION

ORGANIZATION CHART



STATE OF HAWAII
 DEPARTMENT OF ACCOUNTING AND GENERAL SERVICES
 AUTOMOTIVE MANAGEMENT DIVISION

POSITION ORGANIZATION CHART

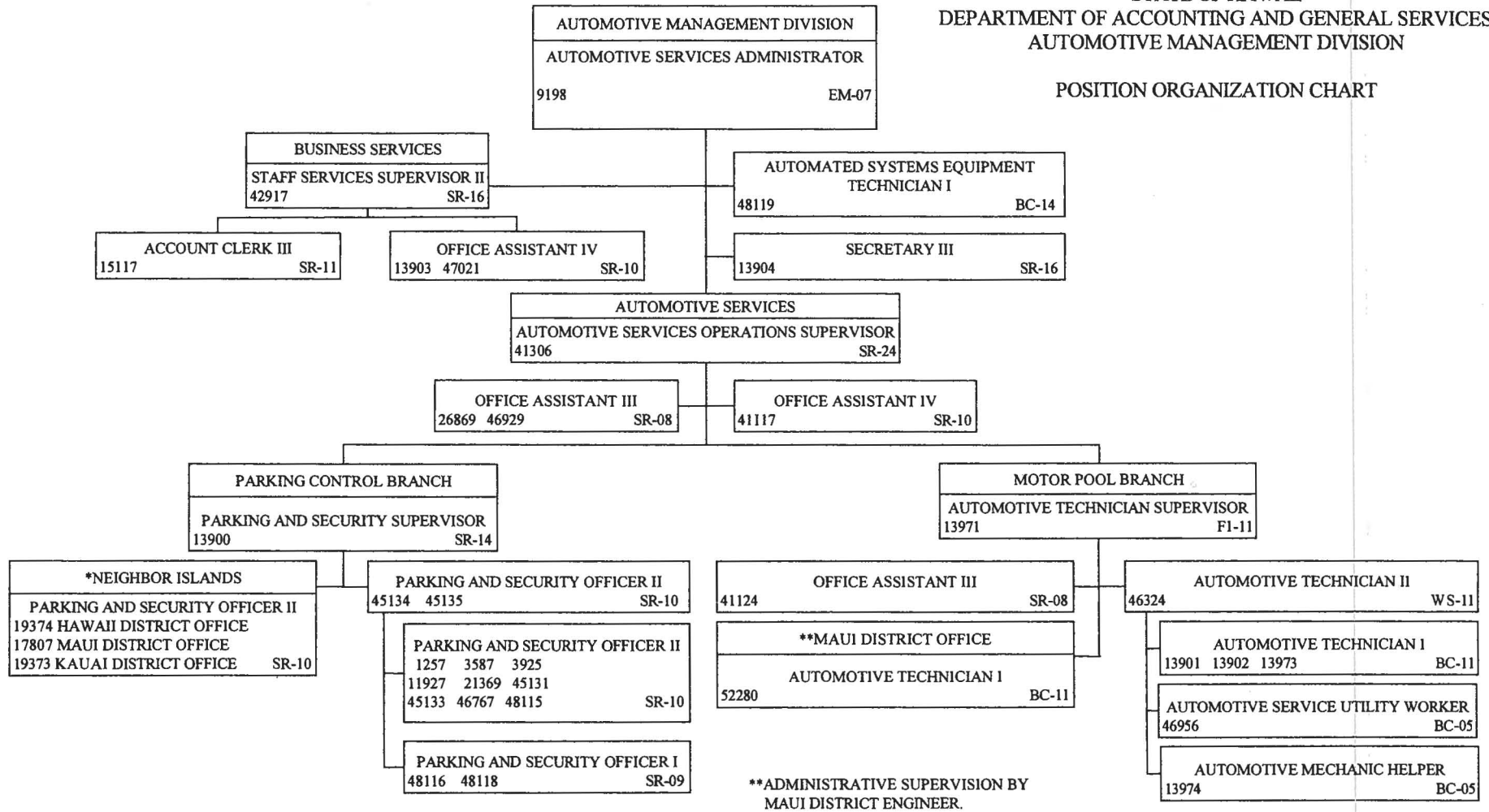
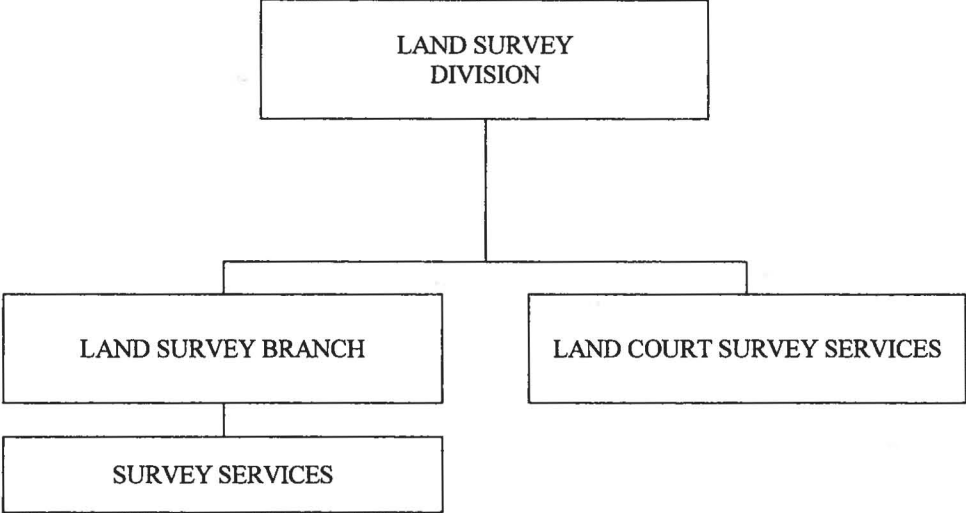


CHART IX-A

STATE OF HAWAII
DEPARTMENT OF ACCOUNTING AND GENERAL SERVICES
LAND SURVEY DIVISION

ORGANIZATION CHART



STATE OF HAWAII
 DEPARTMENT OF ACCOUNTING AND GENERAL SERVICES
 LAND SURVEY DIVISION

POSITION ORGANIZATION CHART

LAND SURVEY DIVISION
 LAND SURVEY ADMINISTRATOR
 13369 EM-07

SECRETARY III
 8386 SR-16

LAND SURVEY BRANCH
 LAND SURVEY ASSISTANT ADMINISTRATOR
 2742 EM-05

LAND COURT SURVEY SERVICES
 LAND BOUNDARY SURVEYOR V
 2743 SR-26

DUPLICATING MACHINE OPERATOR III
 2759 SR-09

OFFICE ASSISTANT III
 2758 SR-08

LAND BOUNDARY SURVEYOR IV
 2745 2748 SR-24

ENGINEERING TECHNICIAN V
 6862* SR-15

DRAFTING TECHNICIAN (CART) VI
 2753 SR-17

SURVEY SERVICES
 LAND BOUNDARY SURVEYOR V
 2746 SR-26

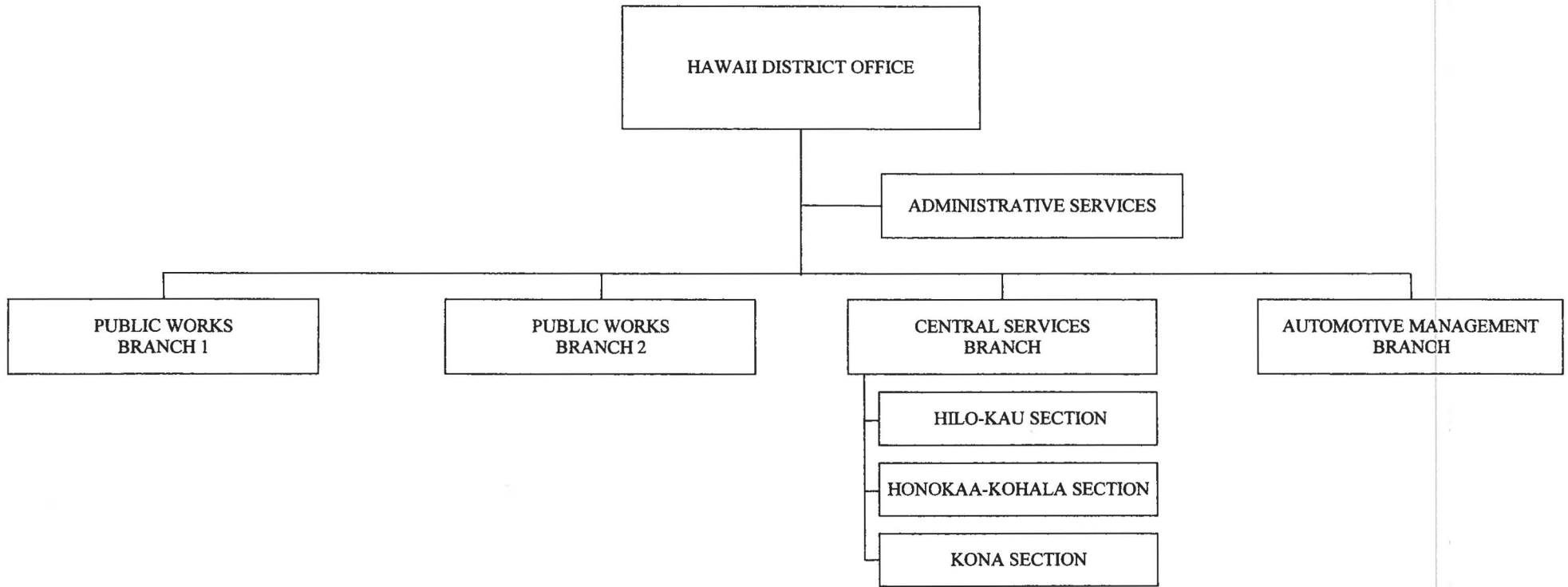
LAND BOUNDARY SURVEYOR III
 2747* SR-22

LAND BOUNDARY SURVEYOR II
 2750* SR-20

LAND BOUNDARY SURVEYOR I
 15222* SR-18

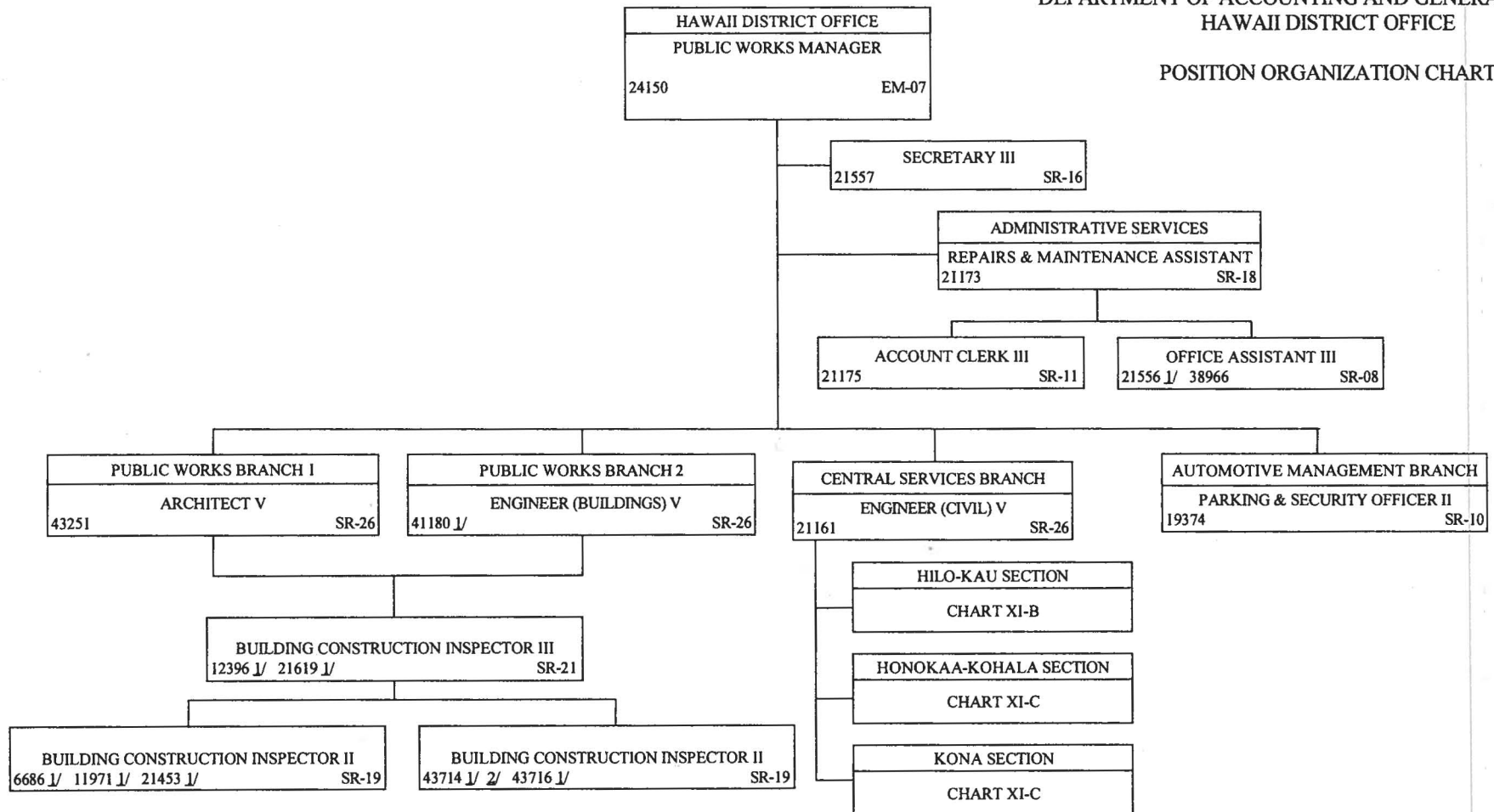
* POSITION NOS. 2747, 2750, 6862, AND 15222 WERE ABOLISHED ON 07/01/10 PURSUANT TO ACT 180/SLH 2010.

STATE OF HAWAII
DEPARTMENT OF ACCOUNTING AND GENERAL SERVICES
HAWAII DISTRICT OFFICE
ORGANIZATION CHART



STATE OF HAWAII
 DEPARTMENT OF ACCOUNTING AND GENERAL SERVICES
 HAWAII DISTRICT OFFICE

POSITION ORGANIZATION CHART

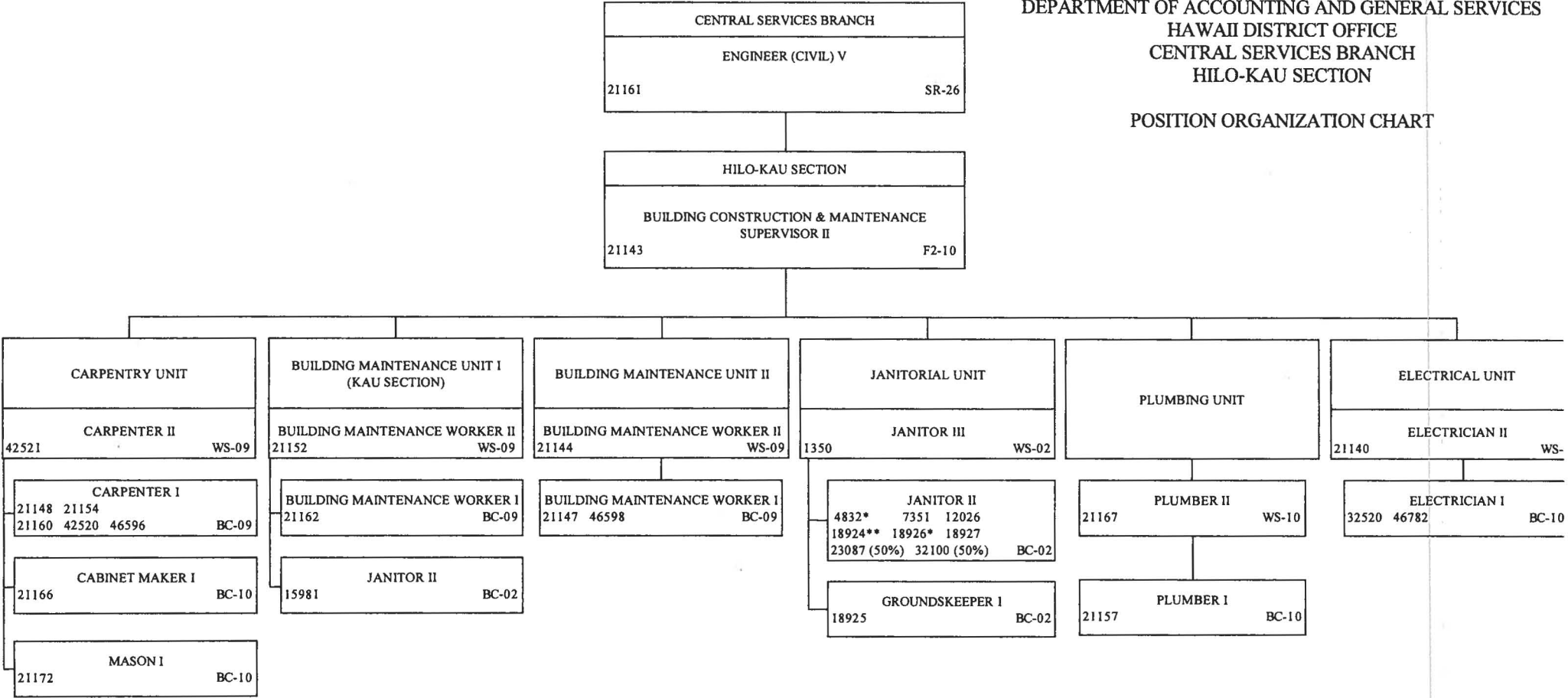


1/ PROJECT FUNDED POSITION.

2/ POSITION NO. 43714 REALLOCATED TO BUILDING CONSTRUCTION INSPECTOR I, SR-16, ON 09/25/08, EFFECTIVE 09/22/08.

STATE OF HAWAII
 DEPARTMENT OF ACCOUNTING AND GENERAL SERVICES
 HAWAII DISTRICT OFFICE
 CENTRAL SERVICES BRANCH
 HILO-KAU SECTION

POSITION ORGANIZATION CHART

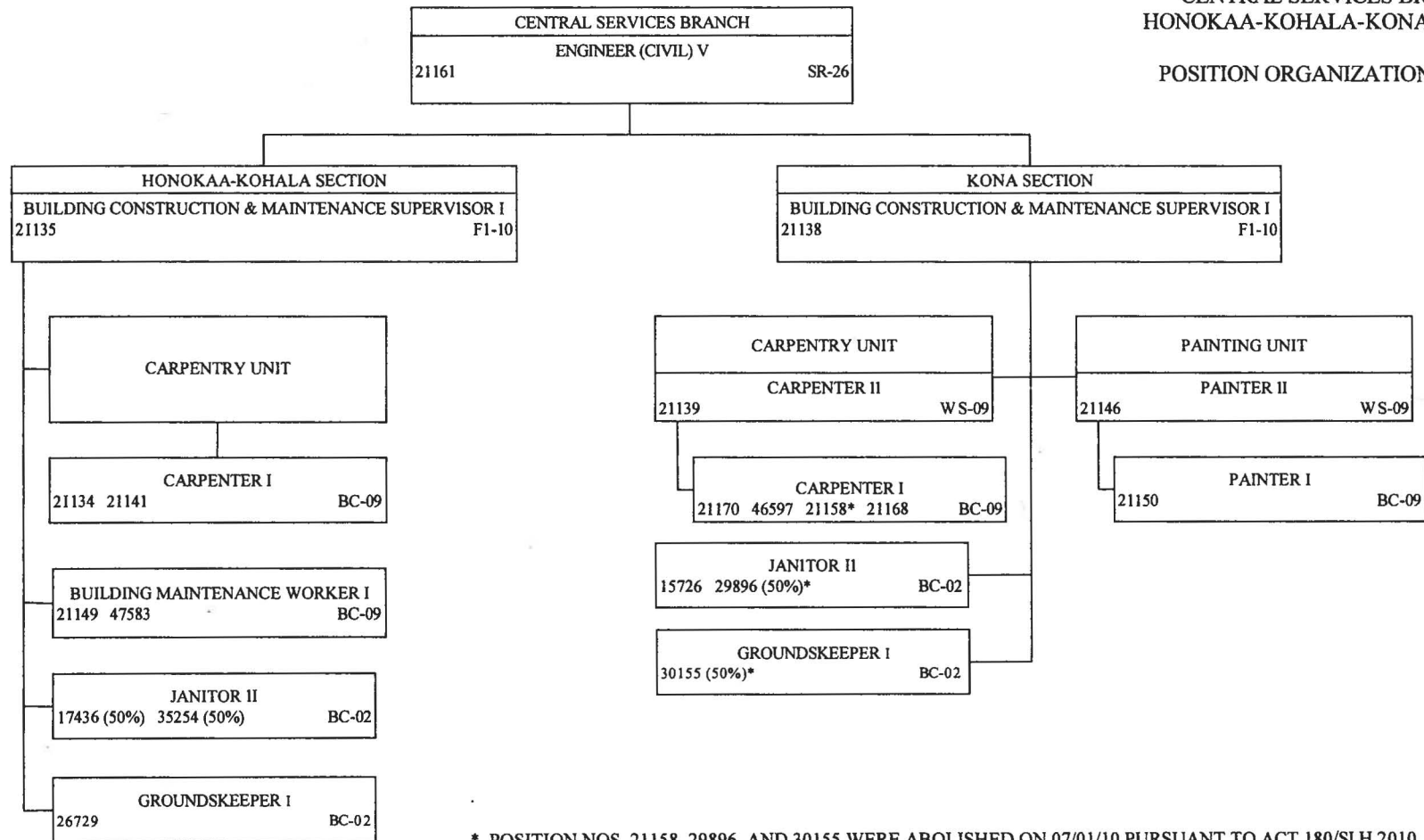


* POSITION NOS. 4832 AND 18926 WERE ABOLISHED ON 07/10/10 PURSUANT TO ACT 180/SLH 2010.

** POSITION NO. 18924 WAS RESTORED WITH NO FUNDING EFFECTIVE 07/10/10 PURSUANT TO ACT 180/SLH 2010. FUNDING RESTORED EFFECTIVE 07/01/11, PURSUANT TO ACT 164/SLH 2011.

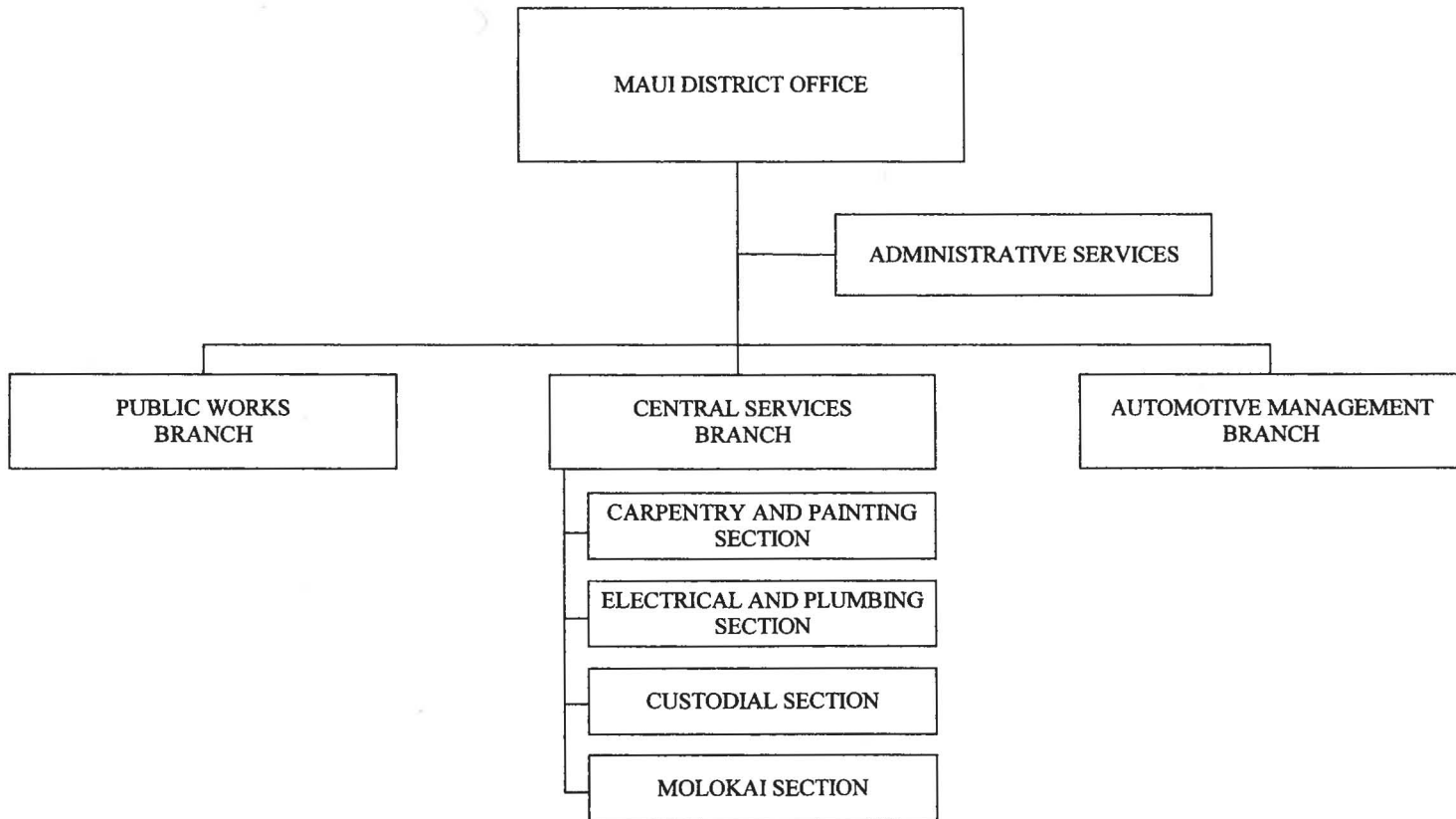
STATE OF HAWAII
 DEPARTMENT OF ACCOUNTING AND GENERAL SERVICES
 HAWAII DISTRICT OFFICE
 CENTRAL SERVICES BRANCH
 HONOKAA-KOHALA-KONA SECTION

POSITION ORGANIZATION CHART



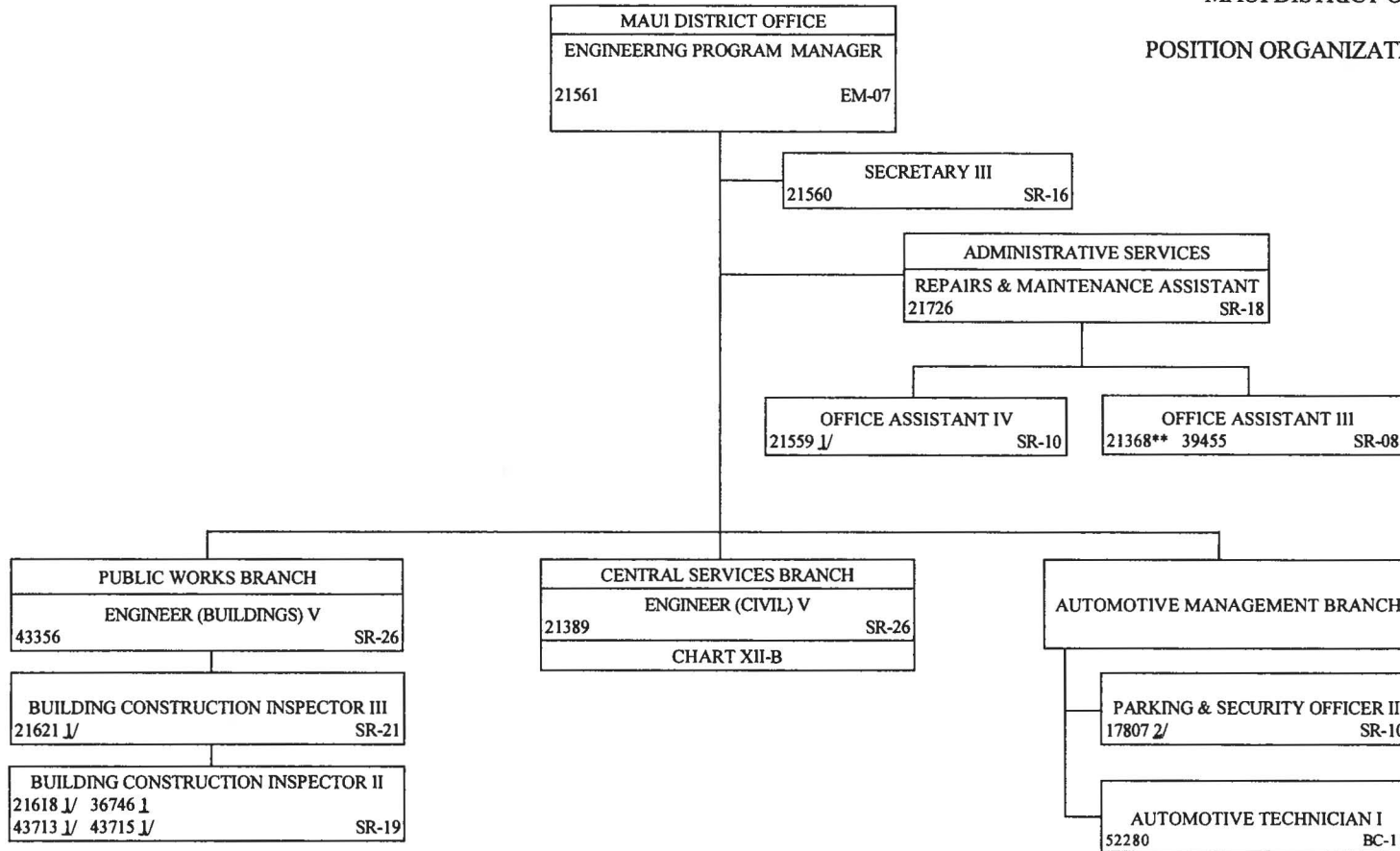
* POSITION NOS. 21158, 29896, AND 30155 WERE ABOLISHED ON 07/01/10 PURSUANT TO ACT 180/SLH 2010.

STATE OF HAWAII
DEPARTMENT OF ACCOUNTING AND GENERAL SERVICES
MAUI DISTRICT OFFICE
ORGANIZATION CHART



STATE OF HAWAII
 DEPARTMENT OF ACCOUNTING AND GENERAL SERVICES
 MAUI DISTRICT OFFICE

POSITION ORGANIZATION CHART

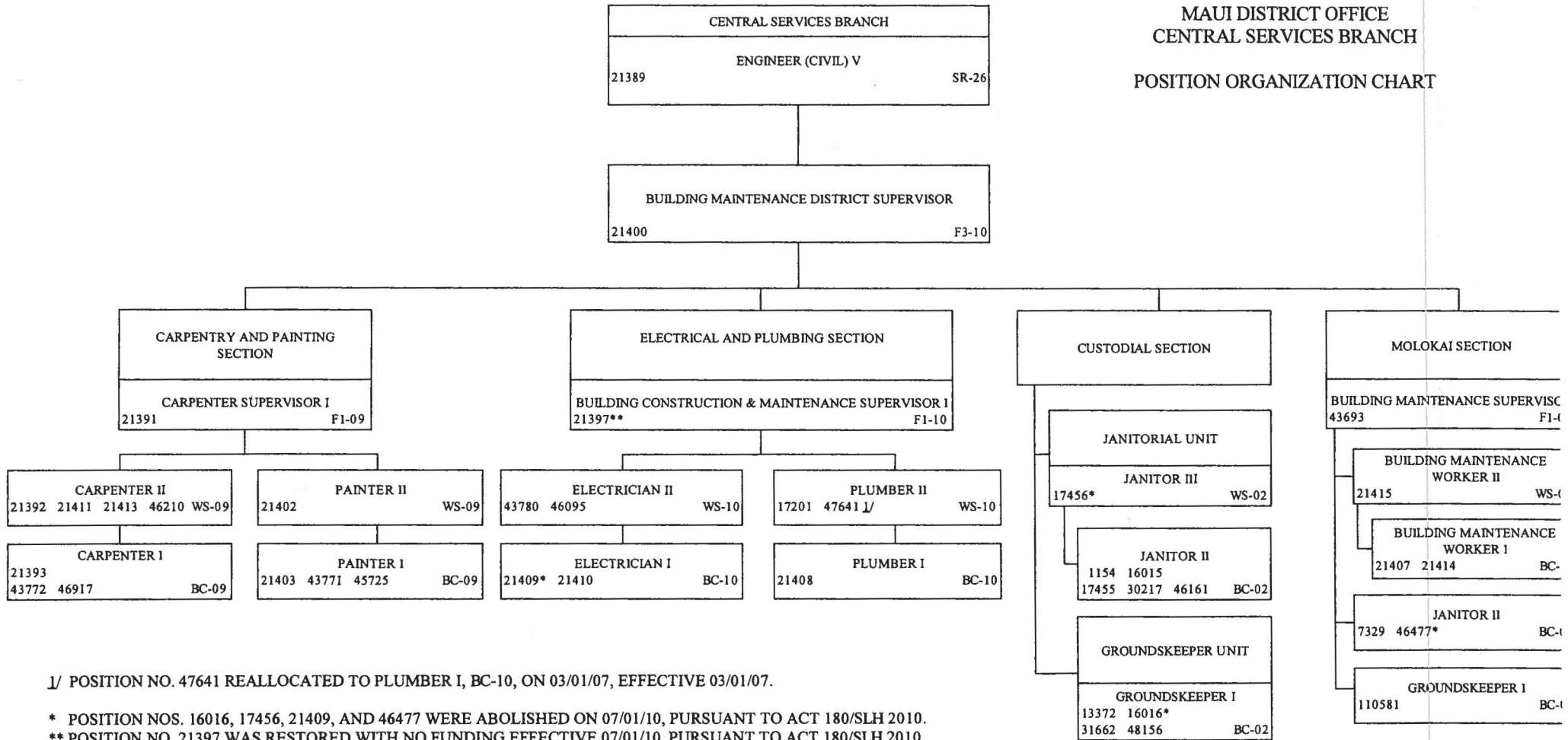


1/ PROJECT FUNDED POSITION.

2/ POSITION NO. 17807 REALLOCATED TO PARKING & SECURITY OFFICER I, SR-09 ON 01/22/09, EFFECTIVE 02/01/09.

** POSITION NO. 21368 WAS RESTORED WITH NO FUNDING EFFECTIVE 07/01/10 PURSUANT TO ACT 180/SLH 2010. FUNDING RESTORED EFFECTIVE 07/01/11, PURSUANT TO ACT 164/SLH 2011.

STATE OF HAWAII
DEPARTMENT OF ACCOUNTING AND GENERAL SERVICES
MAUI DISTRICT OFFICE
CENTRAL SERVICES BRANCH
POSITION ORGANIZATION CHART



1/ POSITION NO. 47641 REALLOCATED TO PLUMBER I, BC-10, ON 03/01/07, EFFECTIVE 03/01/07.

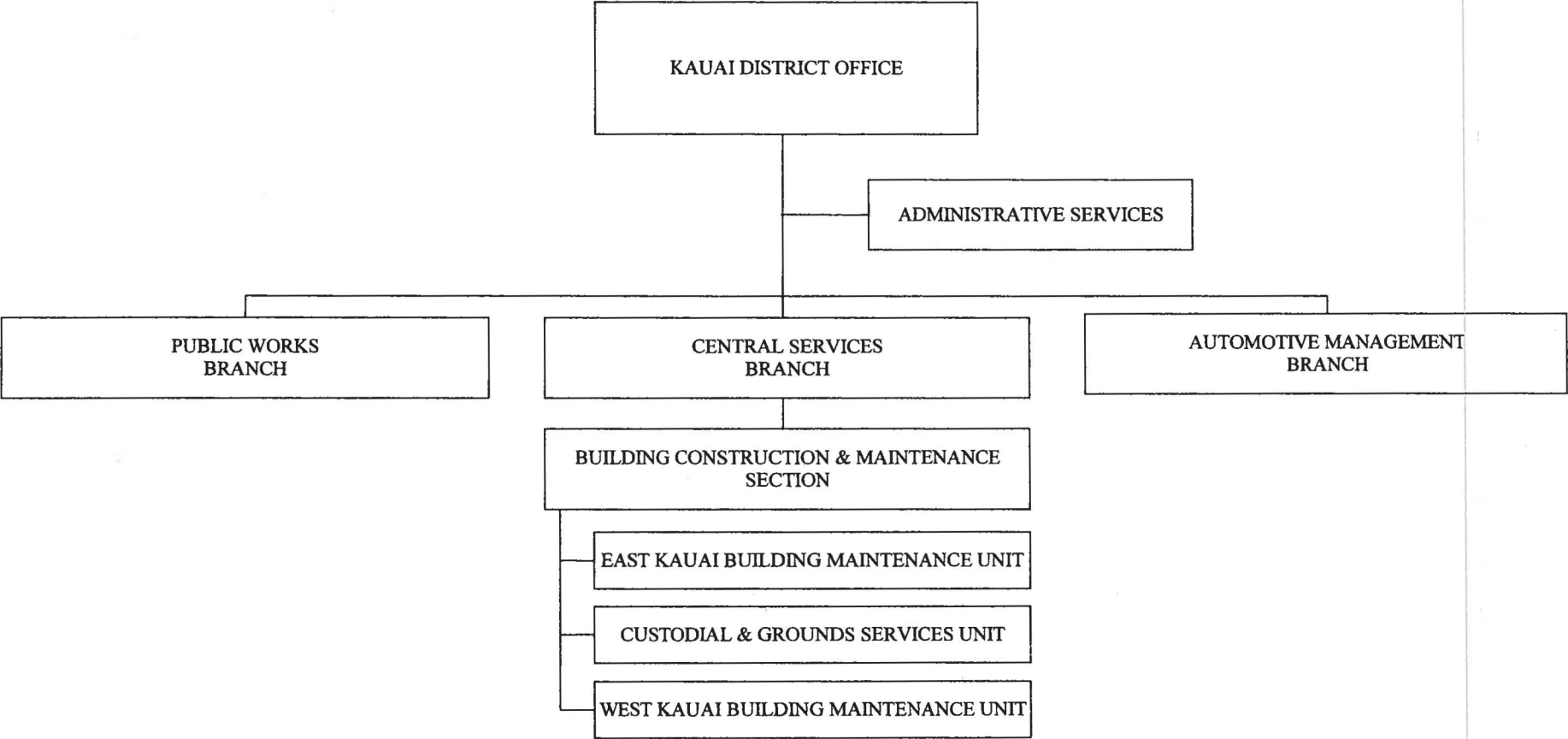
* POSITION NOS. 16016, 17456, 21409, AND 46477 WERE ABOLISHED ON 07/01/10, PURSUANT TO ACT 180/SLH 2010.

** POSITION NO. 21397 WAS RESTORED WITH NO FUNDING EFFECTIVE 07/01/10, PURSUANT TO ACT 180/SLH 2010. FUNDING RESTORED EFFECTIVE 07/01/11, PURSUANT TO ACT 164/SLH 2011.

CHART XII-B

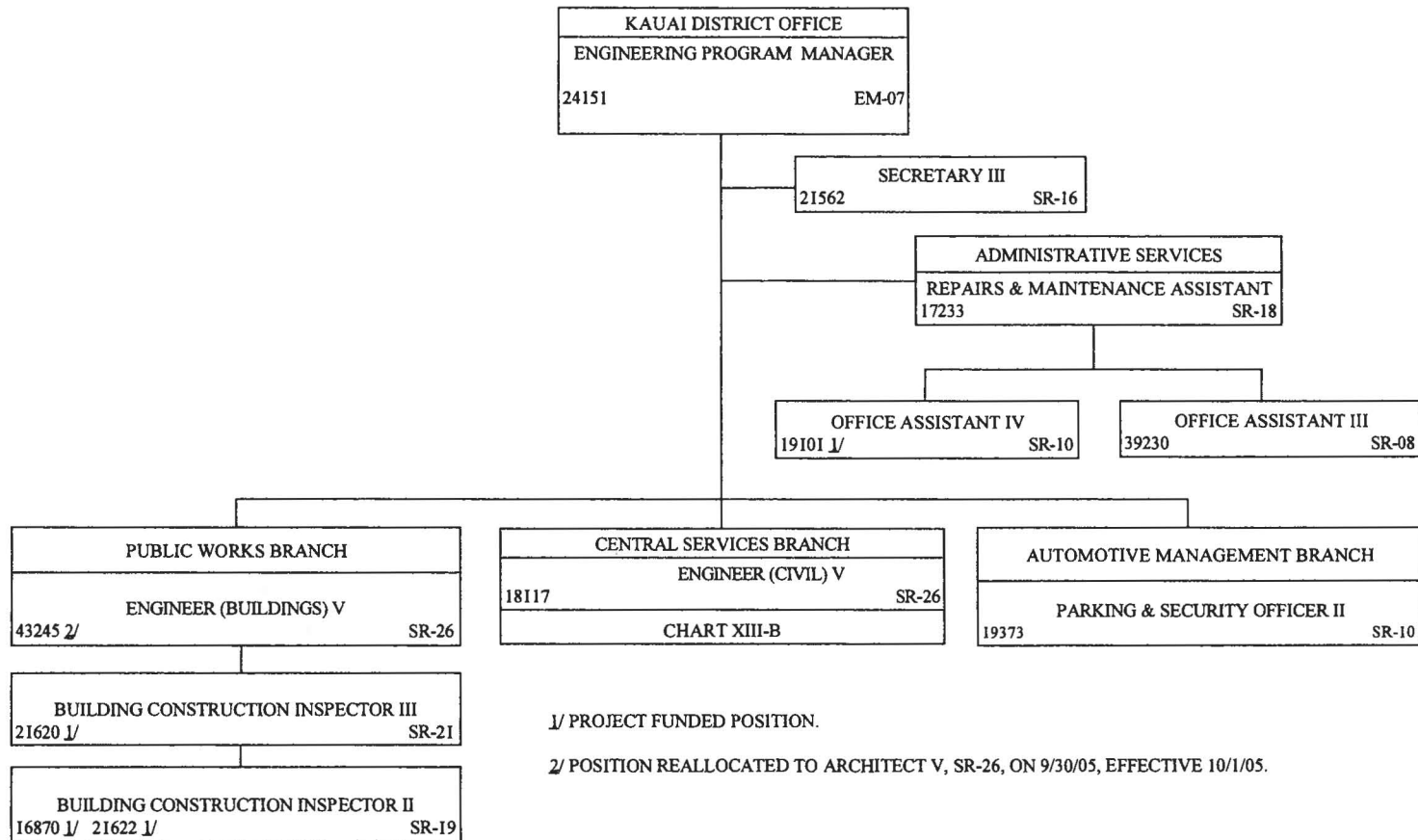
STATE OF HAWAII
DEPARTMENT OF ACCOUNTING AND GENERAL SERVICES
KAUAI DISTRICT OFFICE

ORGANIZATION CHART



STATE OF HAWAII
 DEPARTMENT OF ACCOUNTING AND GENERAL SERVICES
 KAUAI DISTRICT OFFICE

POSITION ORGANIZATION CHART



1/ PROJECT FUNDED POSITION.

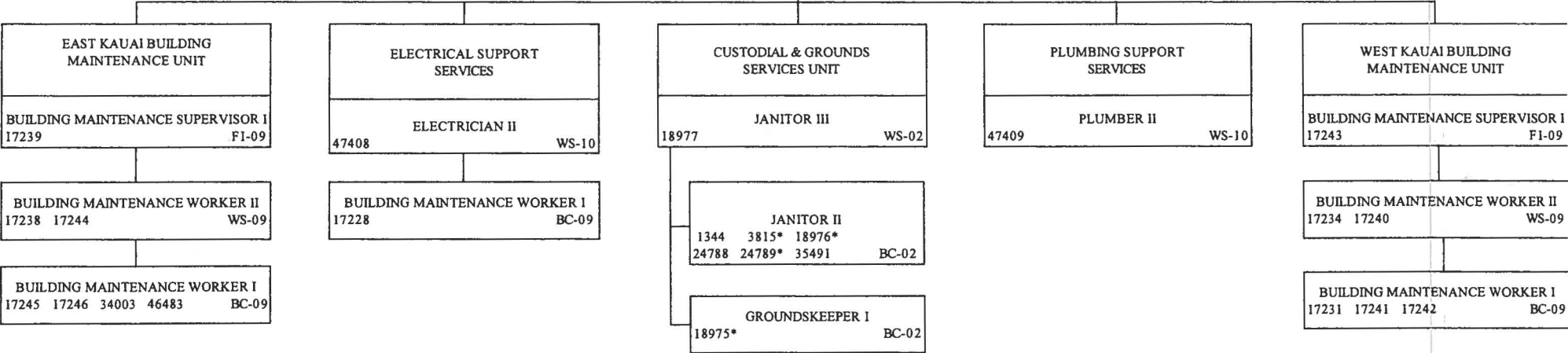
2/ POSITION REALLOCATED TO ARCHITECT V, SR-26, ON 9/30/05, EFFECTIVE 10/1/05.

STATE OF HAWAII
 DEPARTMENT OF ACCOUNTING AND GENERAL SERVICES
 KAUAI DISTRICT OFFICE
 CENTRAL SERVICES BRANCH

POSITION ORGANIZATION CHART

CENTRAL SERVICES BRANCH		
18117	ENGINEER (CIVIL) V	SR-26

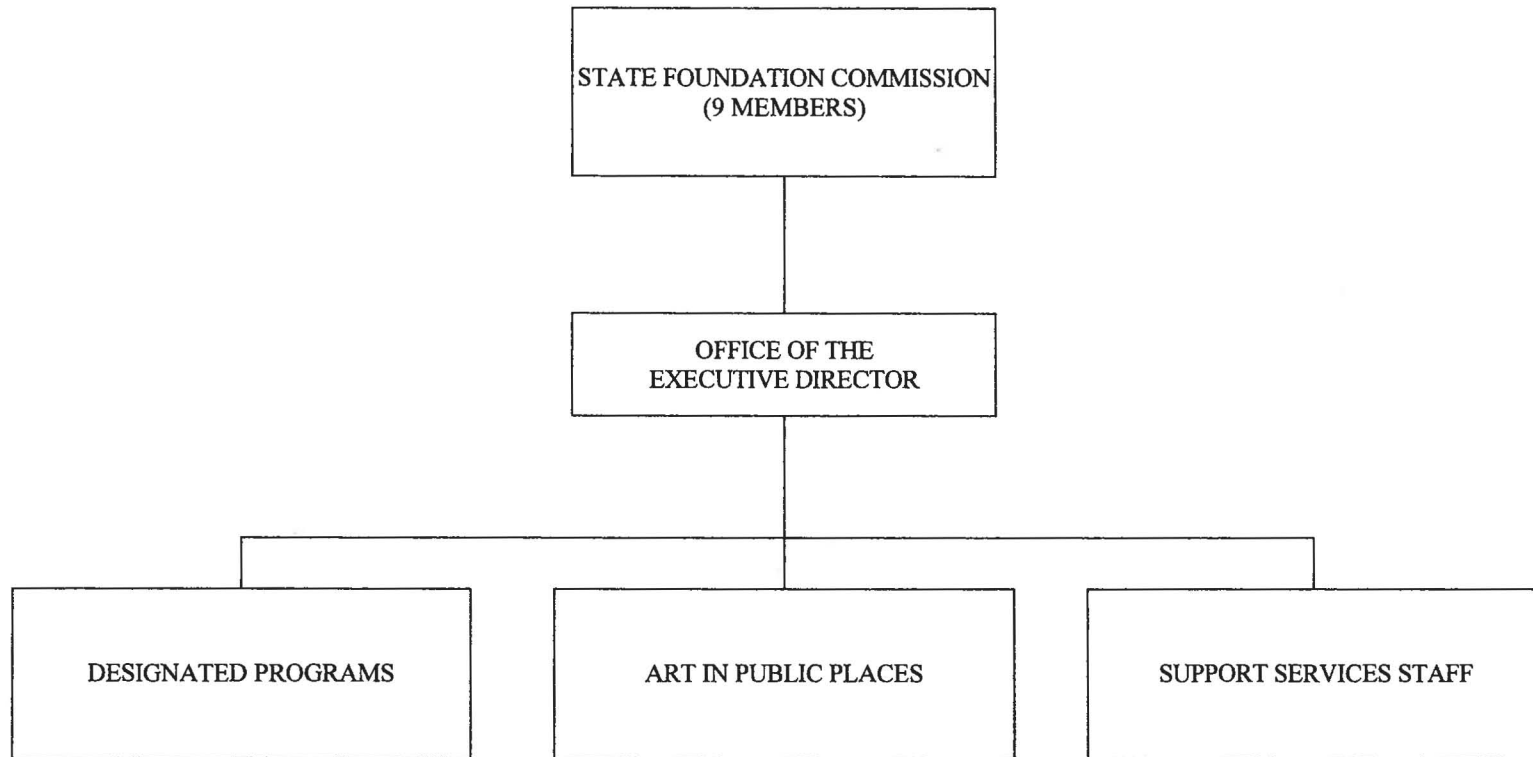
BUILDING CONSTRUCTION & MAINTENANCE SECTION		
17235	BUILDING CONSTRUCTION & MAINTENANCE SUPERVISOR II	F2-10



* POSITION NOS. 3815, 18975, 18976, AND 24789 WERE ABOLISHED ON 07/01/10 PURSUANT TO ACT 180/SLH 2010.


STATE OF HAWAII
DEPARTMENT OF ACCOUNTING AND GENERAL SERVICES
STATE FOUNDATION ON CULTURE AND THE ARTS

ORGANIZATION CHART



STATE OF HAWAII
 DEPARTMENT OF ACCOUNTING AND GENERAL SERVICES
 STATE FOUNDATION ON CULTURE AND THE ARTS

POSITION ORGANIZATION CHART



** POSITION NO. 16047 .50 GENERAL FUND POSITION COUNT WAS ABOLISHED AND .50 SPECIAL FUND POSITION COUNT RESTORED WITH NO FUNDING EFFECTIVE 07/01/10, PURSUANT TO ACT 180/SLH 2010.

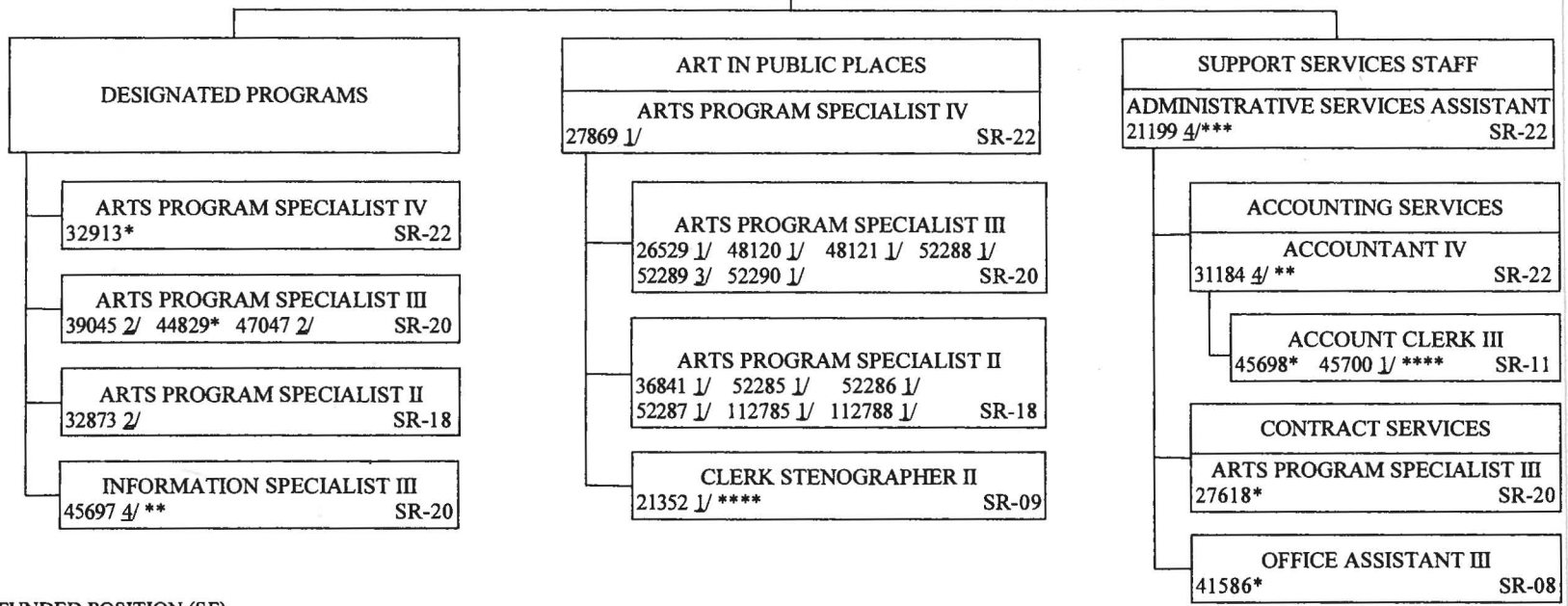
*** POSITION NO. 100256 WAS CONVERTED FROM 50% GENERAL FUND AND 50% SPECIAL FUND TO 50% SPECIAL FUND AND 50% FEDERAL FUND EFFECTIVE 07/01/10, PURSUANT TO ACT 180/SLH 2010.

STATE FOUNDATION ON
CULTURE AND THE ARTS
EXECUTIVE DIRECTOR
100256 4/*** SFCA

STATE OF HAWAII
DEPARTMENT OF ACCOUNTING AND GENERAL SERVICES
STATE FOUNDATION ON CULTURE AND THE ARTS
DESIGNATED PROGRAMS, ART IN PUBLIC PLACES,
AND SUPPORT SERVICES STAFF

SECRETARY II
16047 4/ ** SR-14

POSITION ORGANIZATION CHART

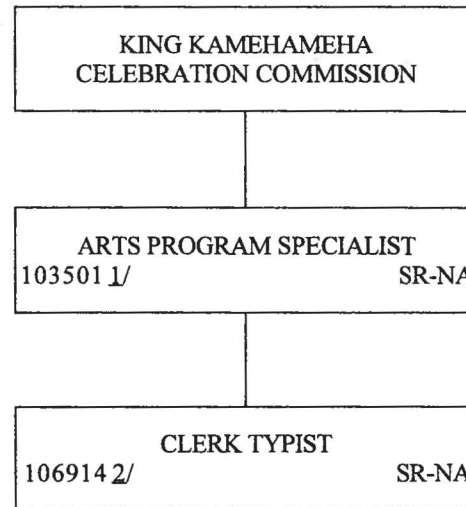


1/ SPECIAL FUNDED POSITION (SF).
2/ FEDERAL FUNDED POSITION (FF).
3/ TEMPORARY (SPECIAL FUNDED) POSITION.
4/ 50% GENERAL FUNDED (GF) AND 50% SPECIAL FUNDED POSITION. REFER TO ** AND ***, .50 GF TO BE ABOLISHED.

* POSITION NOS. 27618, 32913, 41586, 44829, AND 45698 WERE ABOLISHED ON 07/01/10 PURSUANT TO ACT 180/SLH 2010.
** POSITION NOS. 16047, 31184, AND 45697 .50 SF POSITION COUNT RESTORED WITH NO FUNDING AND .50 GF POSITION COUNT WERE ABOLISHED ON 07/01/10 PURSUANT TO ACT 180/SLH 2010.
*** POSITION NOS. 100256 AND 21199 WERE CONVERTED FROM 50% GF AND 50% SF TO 50% SF AND 50% FF ON 07/01/10, PURSUANT TO ACT 180/SLH 2010.
**** POSITION NOS. 21352 AND 45700 WERE CONVERTED FROM 100% SF TO 50% SF AND 50% FF ON 07/01/10, PURSUANT TO ACT 180/SLH 2010.

STATE OF HAWAII
DEPARTMENT OF ACCOUNTING AND GENERAL SERVICES
KING KAMEHAMEHA CELEBRATION COMMISSION

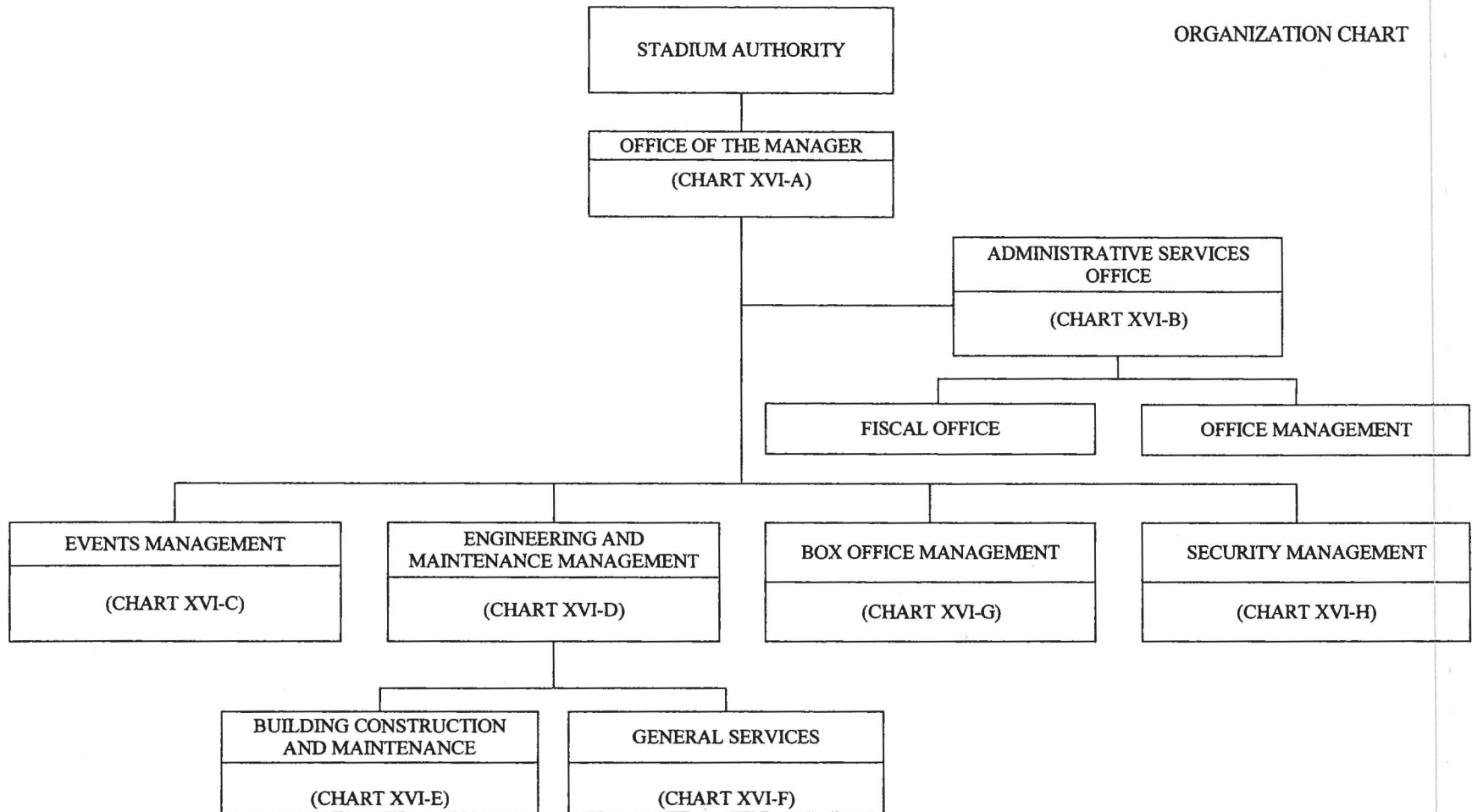
POSITION ORGANIZATION CHART



1/ EXEMPT TEMPORARY TRUST FUNDED POSITION.

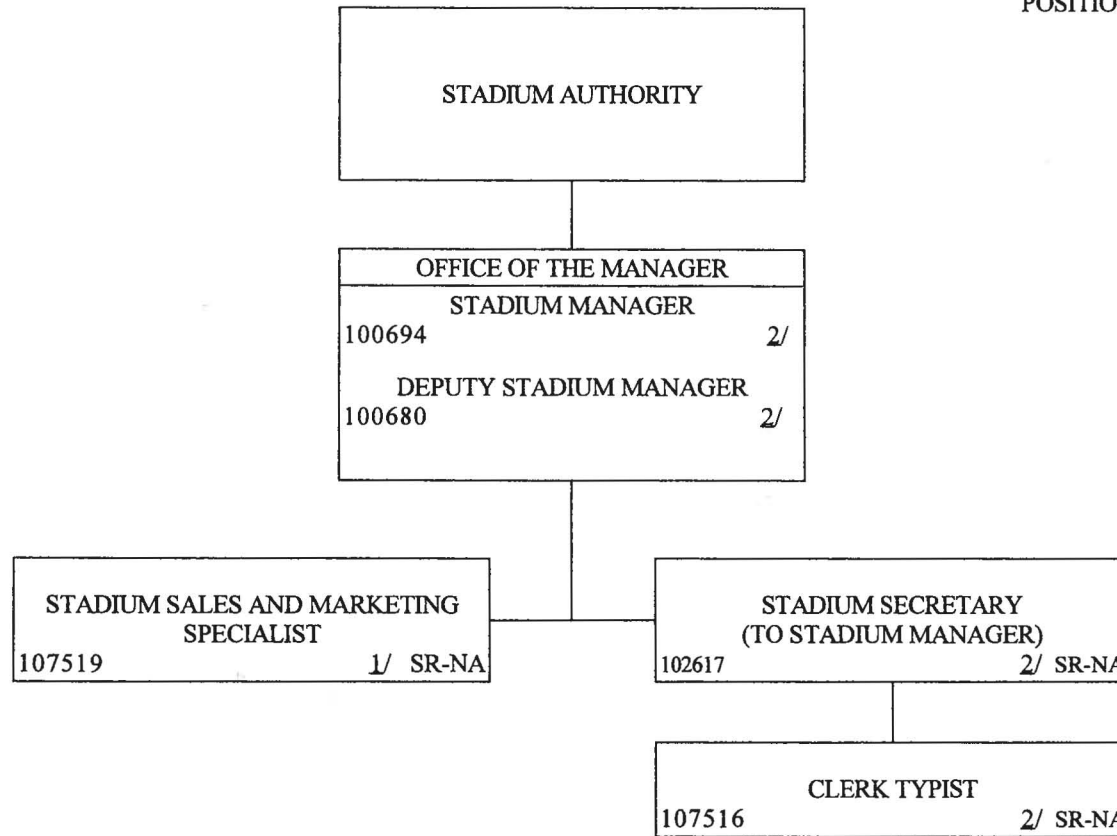
2/ PURSUANT TO SECTION 8-5, HRS, EXEMPT TEMPORARY TRUST FUNDED HALF-TIME POSITION.

ORGANIZATION CHART



STATE OF HAWAII
 DEPARTMENT OF ACCOUNTING AND GENERAL SERVICES
 STADIUM AUTHORITY
 OFFICE OF THE MANAGER

POSITION ORGANIZATION CHART

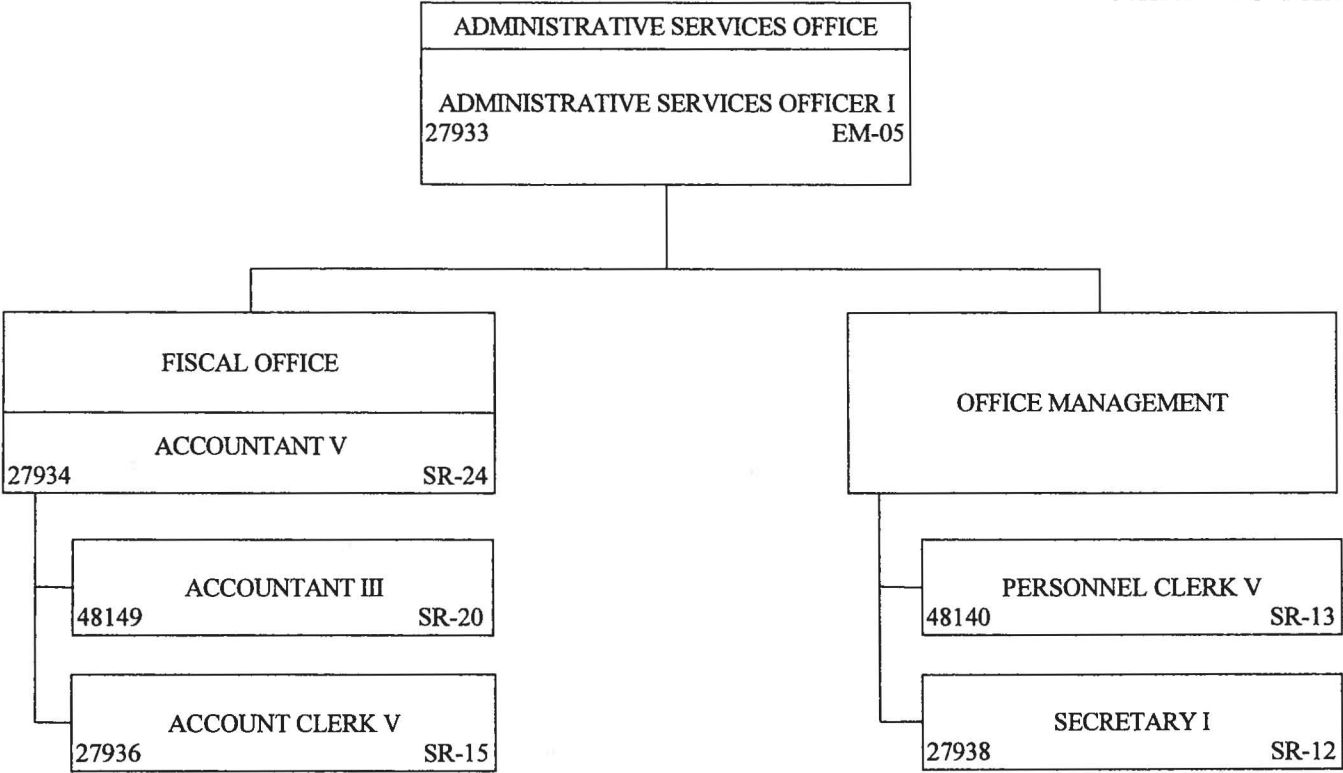


1/ TEMPORARY EXEMPT POSITION.

2/ EXEMPT POSITION.

STATE OF HAWAII
DEPARTMENT OF ACCOUNTING AND GENERAL SERVICES
STADIUM AUTHORITY
ADMINISTRATIVE SERVICES OFFICE

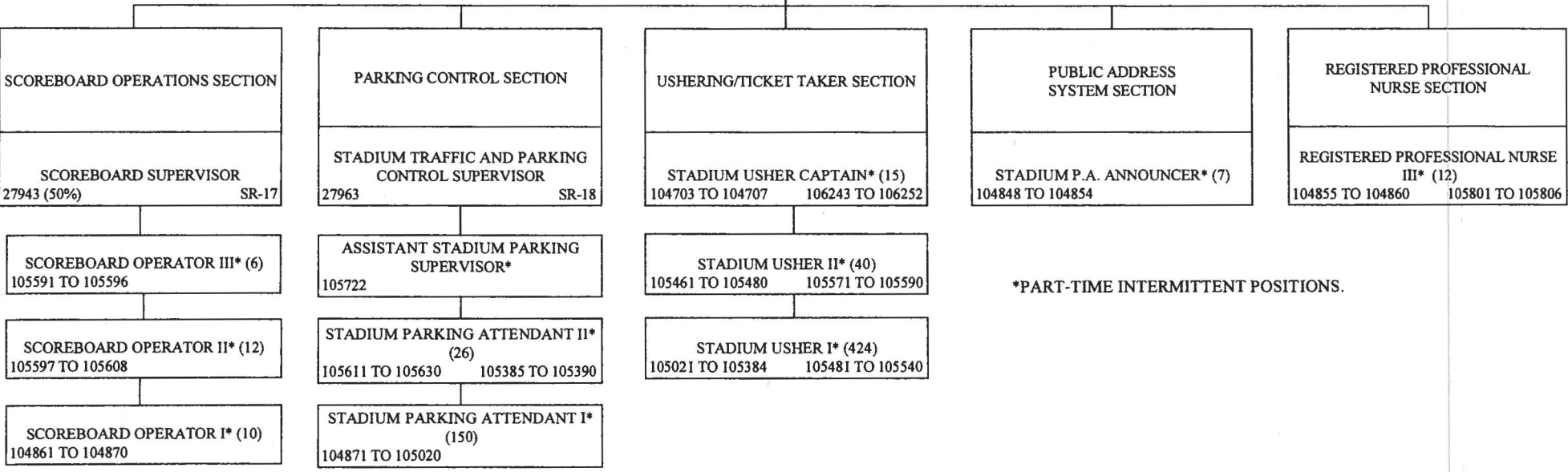
POSITION ORGANIZATION CHART



STATE OF HAWAII
 DEPARTMENT OF ACCOUNTING AND GENERAL SERVICES
 STADIUM AUTHORITY
 EVENTS MANAGEMENT BRANCH
 POSITION ORGANIZATION CHART

EVENTS MANAGEMENT BRANCH
 STADIUM AUTHORITY EVENTS MANAGER
 27941 SR-28


ASSISTANT STADIUM AUTHORITY EVENTS
 MANAGER
 27942 SR-24



*PART-TIME INTERMITTENT POSITIONS.

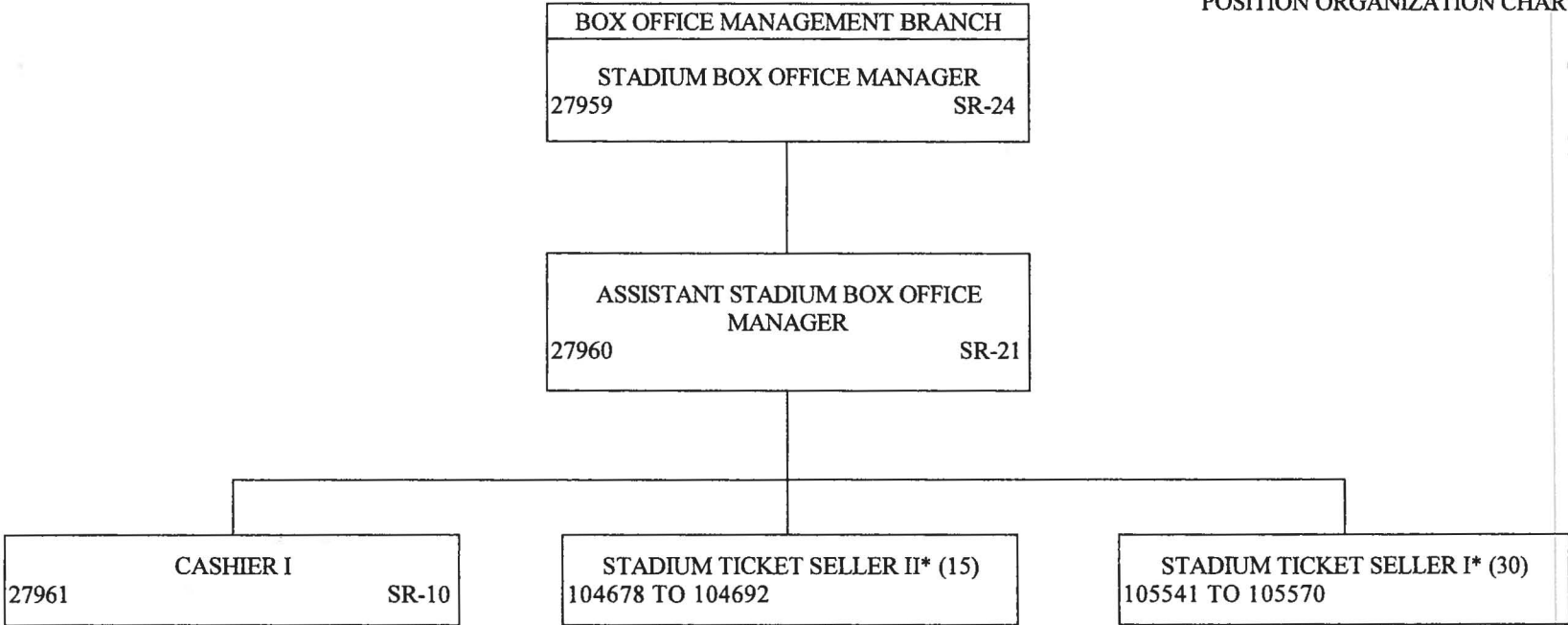
STATE OF HAWAII
 DEPARTMENT OF ACCOUNTING AND GENERAL SERVICES
 STADIUM AUTHORITY
 ENGINEERING AND MAINTENANCE BRANCH

POSITION ORGANIZATION CHART



STATE OF HAWAII
DEPARTMENT OF ACCOUNTING AND GENERAL SERVICES
STADIUM AUTHORITY
BOX OFFICE MANAGEMENT BRANCH


POSITION ORGANIZATION CHART



*PART-TIME INTERMITTENT POSITIONS.

STATE OF HAWAII
DEPARTMENT OF ACCOUNTING AND GENERAL SERVICES
STADIUM AUTHORITY
SECURITY MANAGEMENT BRANCH

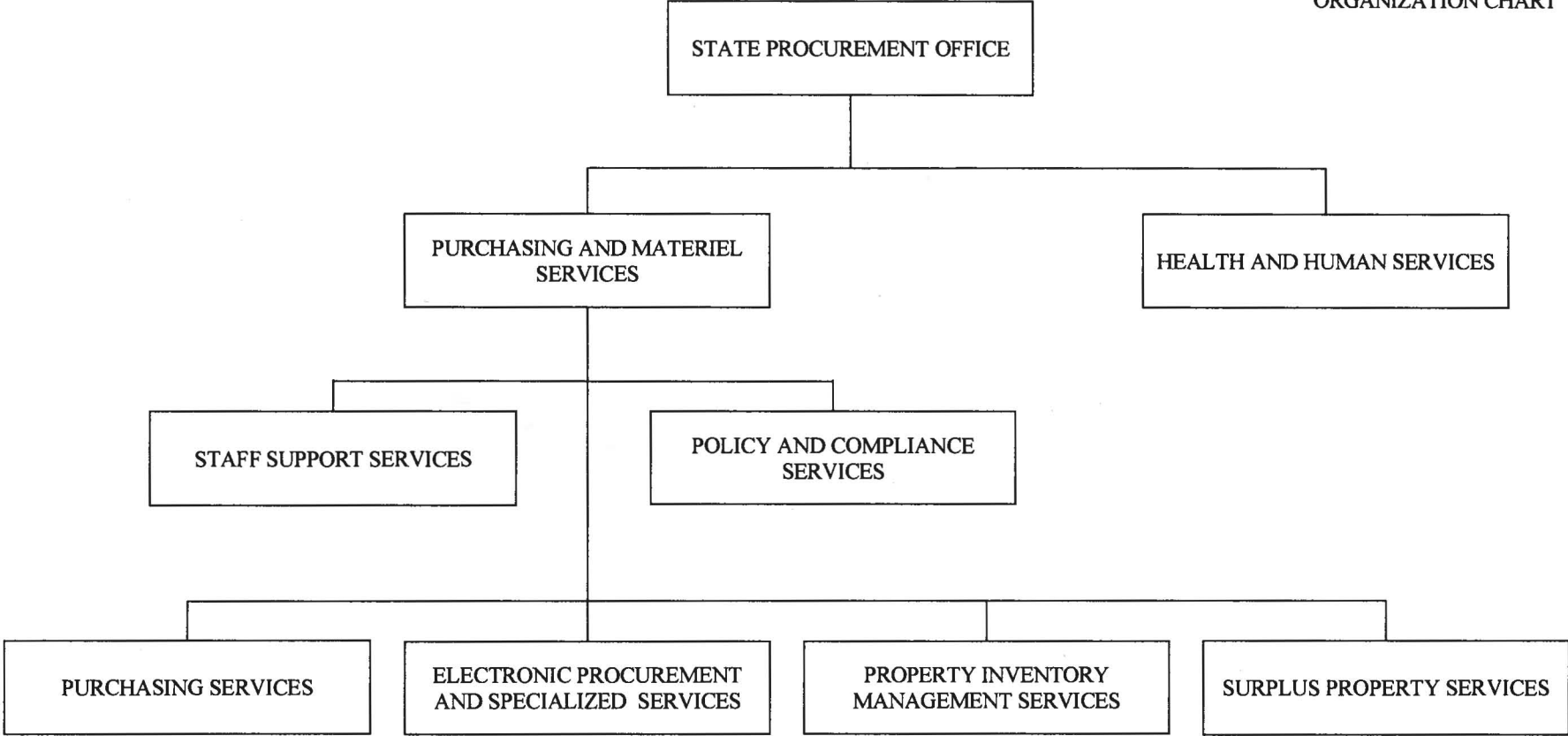
POSITION ORGANIZATION CHART



*PART-TIME INTERMITTENT POSITIONS.

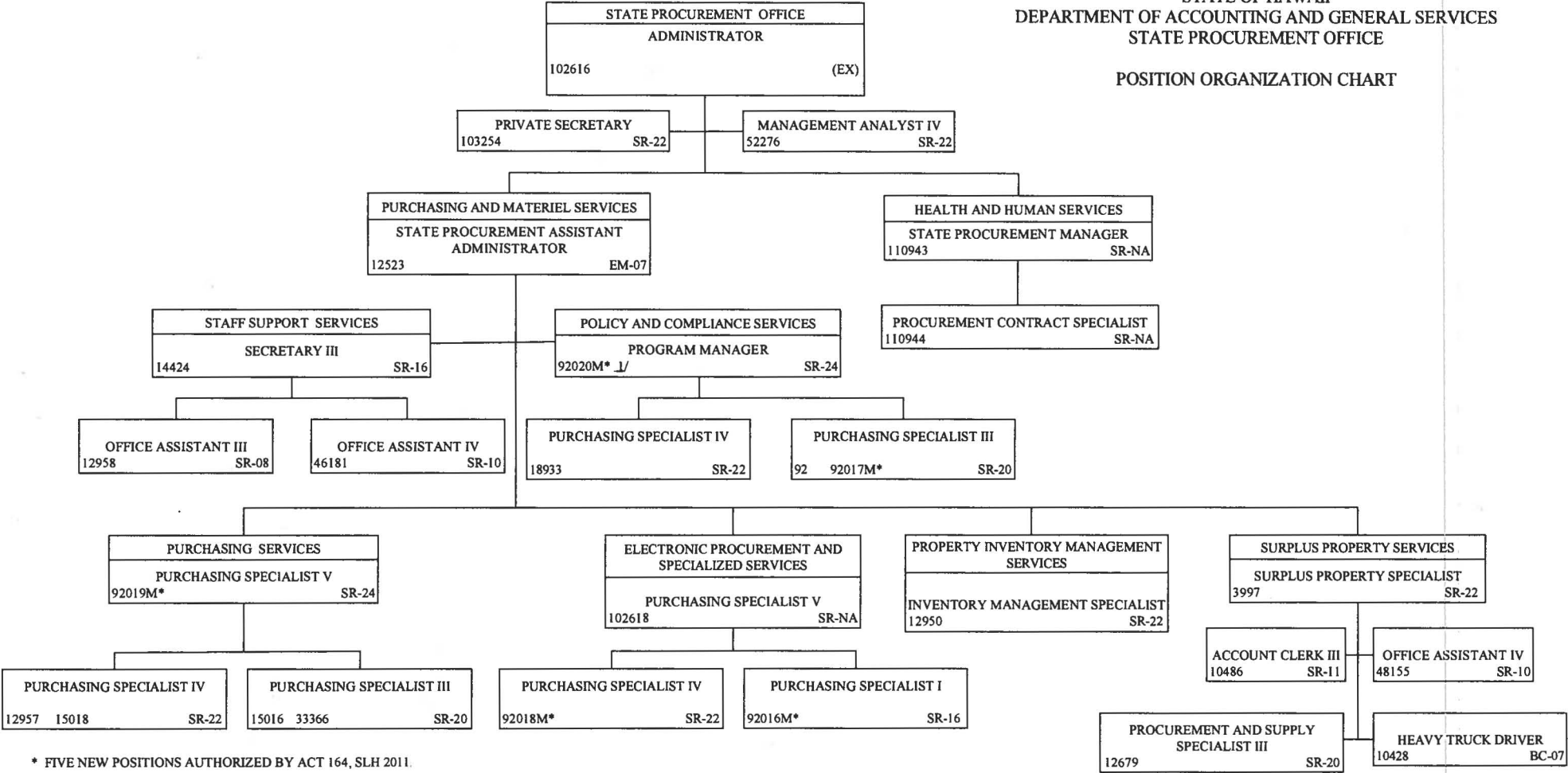
STATE OF HAWAII
DEPARTMENT OF ACCOUNTING AND GENERAL SERVICES
STATE PROCUREMENT OFFICE

ORGANIZATION CHART



STATE OF HAWAII
 DEPARTMENT OF ACCOUNTING AND GENERAL SERVICES
 STATE PROCUREMENT OFFICE

POSITION ORGANIZATION CHART

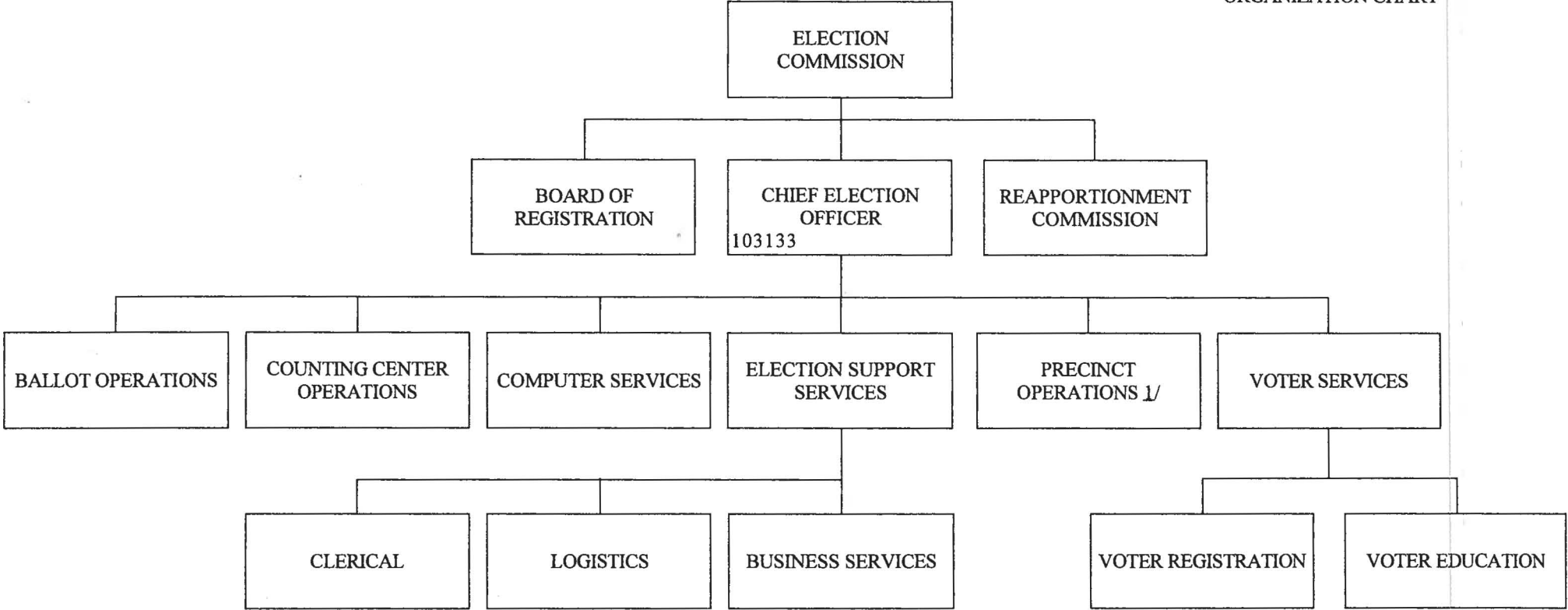


* FIVE NEW POSITIONS AUTHORIZED BY ACT 164, SLH 2011.

1/ POSITION NO. 92020M TO BE REDESCRIBED AFTER THE PROPOSED REORGANIZATION IS APPROVED. VARIANCE APPROVED BY THE COMPTROLLER ON JULY 28, 2011.

CHART XVII-A

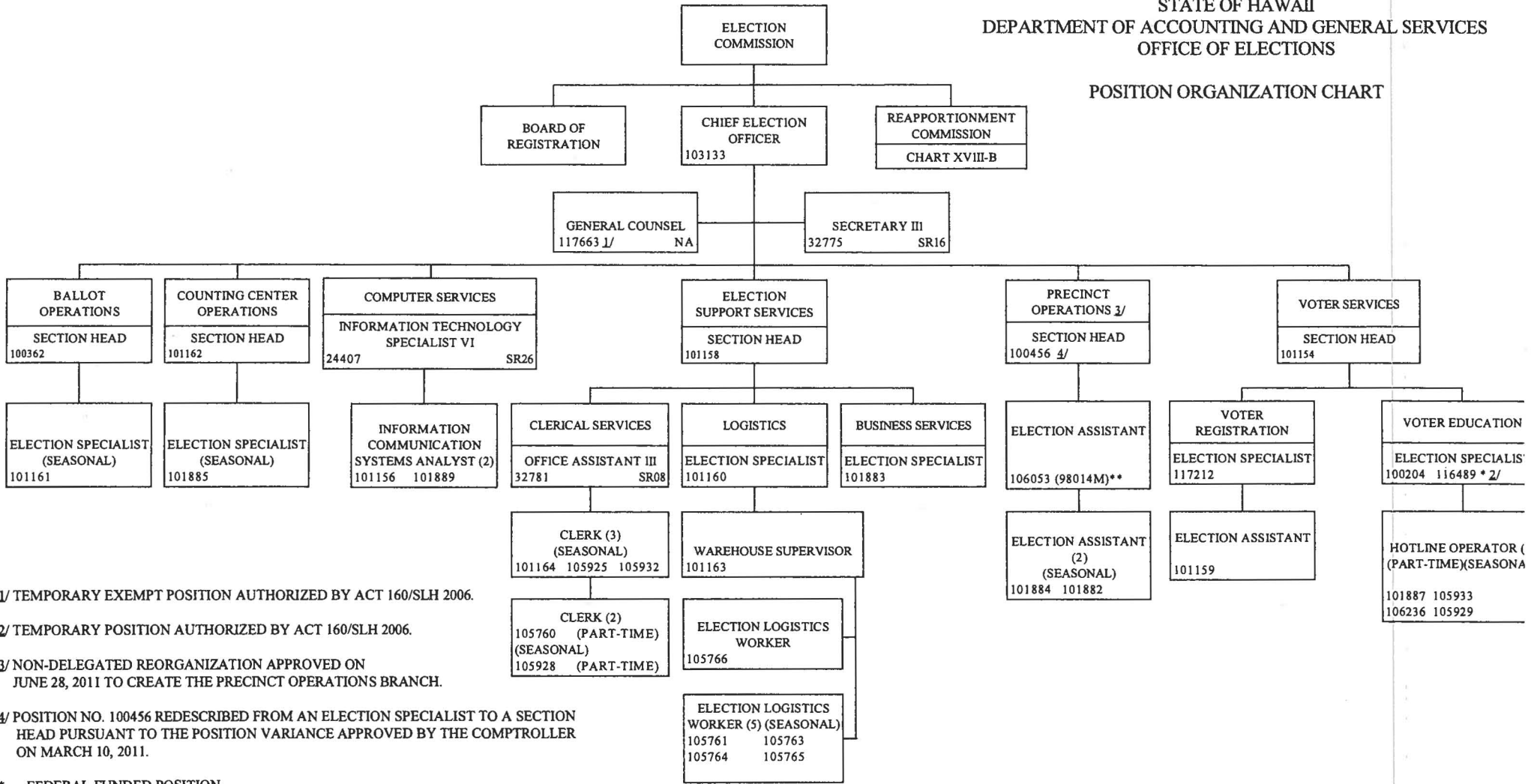
STATE OF HAWAII
 DEPARTMENT OF ACCOUNTING AND GENERAL SERVICE
 OFFICE OF ELECTIONS
 ORGANIZATION CHART



1/ NON-DELEGATED REORGANIZATION APPROVED JUNE 28, 2011 TO CREATE THE PRECINCT OPERATIONS BRANCH.

STATE OF HAWAII
DEPARTMENT OF ACCOUNTING AND GENERAL SERVICES
OFFICE OF ELECTIONS

POSITION ORGANIZATION CHART



1/ TEMPORARY EXEMPT POSITION AUTHORIZED BY ACT 160/SLH 2006.

2/ TEMPORARY POSITION AUTHORIZED BY ACT 160/SLH 2006.

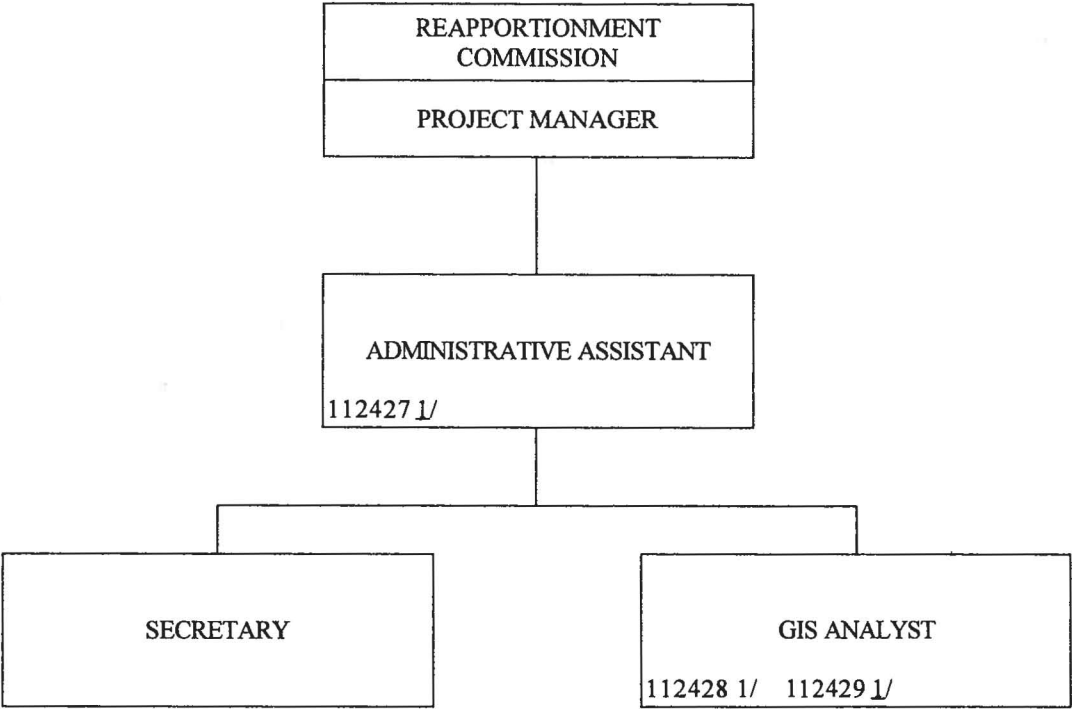
3/ NON-DELEGATED REORGANIZATION APPROVED ON JUNE 28, 2011 TO CREATE THE PRECINCT OPERATIONS BRANCH.

4/ POSITION NO. 100456 REDESCRIBED FROM AN ELECTION SPECIALIST TO A SECTION HEAD PURSUANT TO THE POSITION VARIANCE APPROVED BY THE COMPTROLLER ON MARCH 10, 2011.

* FEDERAL FUNDED POSITION

** 50% GENERAL AND 50% FEDERAL FUNDED POSITION

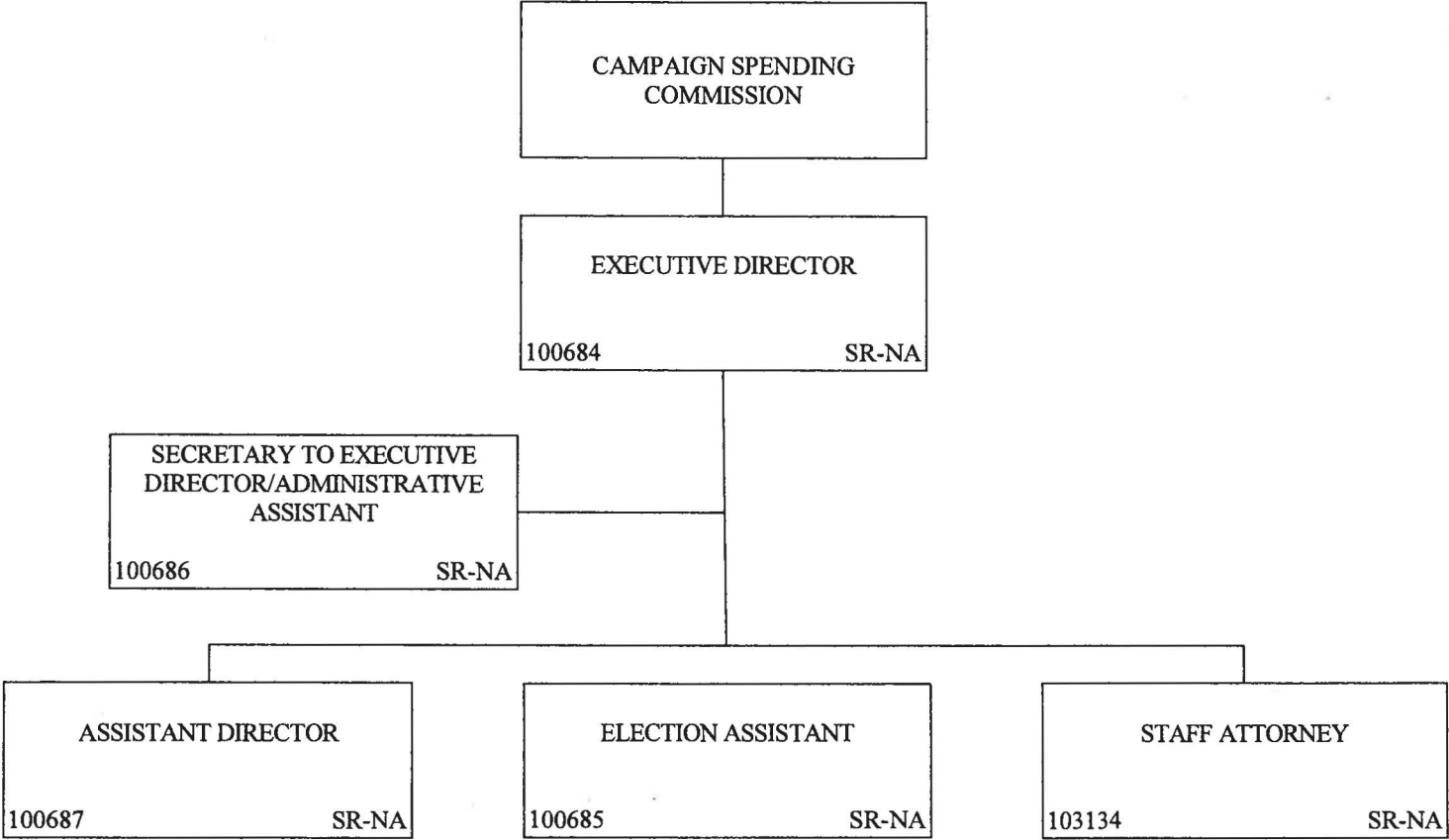
STATE OF HAWAII
DEPARTMENT OF ACCOUNTING AND GENERAL SERVICES
OFFICE OF ELECTIONS
REAPPORTIONMENT COMMISSION
POSITION ORGANIZATION CHART



1/ POSITIONS ARE ON THE BJ TABLES WITH NO FUNDING. ALL OF THE POSITIONS ARE NOT FUNDED BECAUSE THE REAPPORTIONMENT COMMISSION IS CONSTITUTED EVERY TEN YEARS UNLESS REQUIRED BY COURT ORDER. FUNDING FOR THESE TEMPORARY POSITIONS IS REQUESTED IN THE BIENNIUM BUDGET PERIOD PRECEDING THE REAPPORTIONMENT YEAR.

STATE OF HAWAII
DEPARTMENT OF ACCOUNTING AND GENERAL SERVICES
CAMPAIGN SPENDING COMMISSION

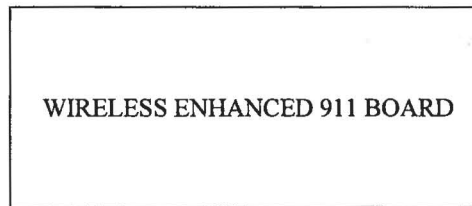
POSITION ORGANIZATION CHART



ALL POSITIONS ARE EXEMPT TRUST FUNDED POSITIONS.

STATE OF HAWAII
DEPARTMENT OF ACCOUNTING AND GENERAL SERVICES
WIRELESS ENHANCED 911 BOARD

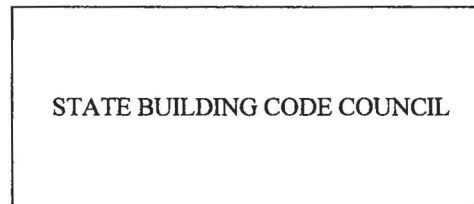
ORGANIZATION CHART



THERE ARE NO POSITIONS IN THIS PROGRAM.

STATE OF HAWAII
DEPARTMENT OF ACCOUNTING AND GENERAL SERVICES
STATE BUILDING CODE COUNCIL


ORGANIZATION CHART



THERE ARE NO POSITIONS IN THIS PROGRAM.

STATE OF HAWAII
DEPARTMENT OF ACCOUNTING AND GENERAL SERVICES
INFORMATION PRIVACY AND SECURITY COUNCIL

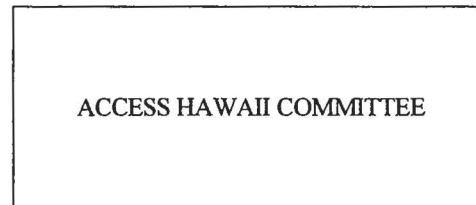
ORGANIZATION CHART



THERE ARE NO POSITIONS IN THIS PROGRAM.

STATE OF HAWAII
DEPARTMENT OF ACCOUNTING AND GENERAL SERVICES
ACCESS HAWAII COMMITTEE


ORGANIZATION CHART



THERE ARE NO POSITIONS IN THIS PROGRAM.

House Committee on Finance Senate Committee on Ways & Means

FY 2013 Supplemental Budget Briefing
January 6, 2012



- No CIO in place when biennium budget was developed; no unifying, singular vision for IT/IRM in the State of Hawaii until now.
- Strategic Plan in development; will include IT Investment Management approach. All departments are contributing to the Plan and are in agreement with the vision.
- Implementing foundational elements of the Plan in advance of the next biennium budget is critical to success.

- CIO/OIMT supplement budget requests are needed to lay foundational elements required for larger transformation initiative to be successful and realize greatest benefits.
- Departmental IT requests were evaluated by the CIO and are in alignment with the future vision and are important to ongoing operations.

IT Supplemental Budget Requests



CIO Initiatives	6	\$26 Million
Other Departments	25	\$17 Million
TOTAL	31	\$43 Million

- CIO reviewed all initial requests.
- All requests were not approved, and only certain projects and portions of requested funds, were incorporated into the budget.
- CIO is working closely with Departments to ensure that their modified and scaled-down plans are either:
 - Triage and urgent in nature; or
 - Generally align with the CIO long-term plans
- CIO will evaluate department plans and report back to the legislature on results.

6/1/2011

9/30/2011

Final Strategic Plan Submitted 7/31/2012

7/1/2013

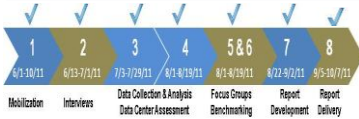
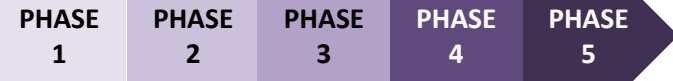
Ongoing

ORGANIZE AND PLAN

CENTRALIZE AND IMPLEMENT

PHASE A

PHASE B



10/1/11 – 7/31/12

8/1/12 – 6/30/13

7/1/2013 – 6/30/2022

Governance		Develop Governance Plan	Planning & Oversight		
Strategic Plan		Develop Strategic Plan	<ul style="list-style-type: none"> Governance Strategic Planning Enterprise Architecture 	<ul style="list-style-type: none"> Business Process Reengineering Policy 	
Enterprise Architecture		Develop Architecture			
Projects	Triage	<ul style="list-style-type: none"> AD/DNS DLP Training 	<ul style="list-style-type: none"> Infrastructure IRS Audit Compliance Retirement Benefit 	<ul style="list-style-type: none"> System Modification Update out-of-support software 	
	Pilots	<ul style="list-style-type: none"> Summit Wireless Open Data 	<ul style="list-style-type: none"> Dashboard Digital Archives GIS Info Assurance 	<ul style="list-style-type: none"> Unified Communications Hawaiian Homelands Homestead dB 	
	Major Initiatives			<ul style="list-style-type: none"> Health IT Longitudinal Education Hawaii Broadband Initiative 	
				<ul style="list-style-type: none"> ERP Infrastructure Improvements Taxation 	<ul style="list-style-type: none"> Future Year Major Initiatives
Operations			<ul style="list-style-type: none"> Radios & Communications Maintenance Licensing Personnel Transfers 		

Gap between HCF funding and FY14 Biennial

Strategic Plan will Include IT Investment Management Process for Next Year



	CIO Likely Answer	Unless...	Rationale
This Year	"Yes..."	Proposed investment was clearly not in alignment with accepted best practices or target vision	Without a thorough understanding of the Departments' business and IT environment, or a clearly defined target state architecture to require them to adhere to, tendency was to support requests unless completely in conflict with vision
Next Year (and beyond)	"No..."	Proposed investment clearly aligns with business and technology architectures and moves the State forward to the target vision	Inconsistent, incompatible, and redundant investments mean that Hawai'i spends more money and receives less capability than it could. We must maximize the value of our investment dollars by creating a coherent State business and IT environment that shares services and information among the Departments

CIO/OIMT – CIP Funds (\$15M)



- \$15 million in CIP funds to:
 - Develop the requirements and specifications for an enterprise solution for the State’s financial system – DOTAX, DAGS, B&F, & DHRD
 - Reengineer and transform the statewide financial , acquisition and human management processes;
 - Identify all business requirements associated with a new integrated system to support the financial , acquisition and human management activities within the State;
 - Develop and execute the procurement actions under an acquisition plan for an integrated financial management system for the State of Hawaii
 - Request for Information
 - Request for Proposal and Quotation
 - High-Level Project Plan for System Implementation

- \$11 million operating funds:
 - \$5M for Business Process & IT/IRM Reengineering
 - \$2M for BPR
 - \$2M for IT/IRM Reengineering
 - \$1M for governance support and information management and reporting tools
 - \$1.8M for IT Integration Pilot Projects
 - \$1M for Information Assurance & Cyber Security
 - \$225K for Unified Communications (Voice Over IP)
 - \$225k for Collaborative Environment Services
 - \$375 for Geospatial Information Services
 - \$375,000 for Digital Archives Project
 - \$3.4M for ICSD Triage Items to Ensure Business Operations of Mission Critical Government Services

- Initiate statewide business process and IT transformation efforts that lay the foundation for an adaptive enterprise and begin mitigating the critical challenges we face today
- Institute a culture of continuous improvement and the capability to more easily adapt to future changes as they arise
- Implement an integrated lifecycle governance structure
 - Align resources to strategic objectives
 - Improve efficiency and effectiveness of the State government
 - Reduce complexities and simplify processes
 - Deliver greater value at reduced cost to the citizens of Hawaii

Department IT Supplemental Budget Requests



Department	Number of Items	Budget Requested	Triage (Urgent for Current Operations)	Supports CIO Future Vision
ATG	4	\$462 K	√	
BED	2	\$1.4 M		√
BUF	1	\$6 M	√	
CCA	6	\$605 K	√	
EDN	1	\$15 M (CIP)	√	
LBR	3	\$0 (Personnel Transfers)	√	
LNR	5	\$927 K	√	√
TAX	1	\$1.4 M		√
TRN	2	\$740 K	√	

- Requests support compliance efforts and maintenance of IT systems that support core mission services of the ATG
 - \$47.5k to address security deficiencies noted in latest IRS audit
 - \$75k (request was for \$126k) to cover maintenance costs for the State AFIS (Automated Fingerprint Identification System) due to expiration of ARRA funds
 - \$40k (request was for \$65k) to cover maintenance of Next Generation Juvenile Justice Information System
 - \$300k to increase Federal funding of Hawaii Criminal Justice Data Center Sex Offender Monitoring Apprehending, Registering and Tracking System (HCJDC SMART)

TRIAGE/URGENT FOR CURRENT OPERATIONS

- Requests support Broadband Initiative, a major initiative for the State
 - \$1M for demonstration project to upgrade high schools for broadband access (laptops, tablets and wireless infrastructure)
 - \$400k for e-Government upgrades to increase citizen and business online service options.
 - Working with Broadband Committee to enhance broadband initiative and ensure that implementation aligns with New Day Plan and CIO future vision for the State.

SUPPORTS CIO FUTURE VISION

- Requests support required changes to employee benefit plans in the Employee Retirement System
 - \$6M estimated cost for consultant services to update retirement system to reflect new benefit legislation, ERS continuing to negotiate with vendor
 - Will work closely with ERS to ensure that correct contract requirements are developed and that system will align with future enterprise architecture
 - Compliance with Act 163 with multiple changes to retiree categories

TRIAGE/URGENT FOR CURRENT OPERATIONS

- Requests support upgrading IT systems that support core mission services of DCCA, convert temporary positions to permanent and transfer positions from one program to another
 - \$400k to upgrade ALIAS (licensing system) to Win7 (currently on XP, eos 14)
 - \$205k to replace obsolete hardware and software and address disaster recovery
 - Convert total of 4 positions from temporary to permanent; transfer one position internally

TRIAGE/URGENT FOR CURRENT OPERATIONS

- \$5M (request was for \$15M) in CIP funds for Data Center at Liliuokalani Elementary School. Site has been prepared for electrical, backup power, cooling, security, cabling, and equipment racks.

Data Center Design	\$	100,000
Data Center Initial Core Equipment	\$	3,000,000
Data Center Initial Core Equipment Installation	\$	500,000
DOE System Migration Equipment (eSIS, LDS)	\$	1,200,000
Data Center Network Operation System	\$	200,000

TRIAGE/URGENT FOR CURRENT OPERATIONS

- Request to transfer two positions out and one position in to provide departmental IT support for core mission services
 - NET \$0 effect on budget

TRIAGE/URGENT FOR CURRENT OPERATIONS

- Requests will replace obsolete equipment, upgrade video conferencing capabilities, provide IT staff support and support digital archives and automation programs.
 - \$750 for new VHF radio equipment (FCC mandated)
 - \$80k to replace obsolete computers for staff
 - \$97k to improve public access to hearings via video conferencing*
 - \$55k for additional staffing support

TRIAGE/URGENT FOR CURRENT OPERATIONS

****SUPPORTS CIO FUTURE VISION***

- \$1.4M to cover the \$1 tax return electronic-filing fee instead of making the citizen pay it
 - In 2011, only 700,000 tax returns were filed electronically, while nearly 2 million were submitted in paper form. Eliminating the \$1 e-filing fee to encourage more electronic filings.
 - Estimate a doubling of e-filing for FY13 if government picks up the fee.
 - Electronic returns are cheaper, easier, faster to process, so the savings will help to offset the cost

SUPPORTS CIO FUTURE VISION

- Requests will replace obsolete radio systems in the Highways Division in compliance with FCC mandates
 - \$240k to replace radio devices on Maui
 - \$500k to replace two-way radios on Hawai'i Island

TRIAGE/URGENT FOR CURRENT OPERATIONS