

BUDGET BRIEFING TESTIMONY
 OF THE OFFICE OF THE GOVERNOR
 TO THE HOUSE COMMITTEE ON FINANCE AND
 SENATE COMMITTEE ON WAYS AND MEANS
 SUPPLEMENTAL BUDGET REQUEST FOR FISCAL YEAR 2012-2013

TWENTY-SIXTH LEGISLATURE
 REGULAR SESSION
 JANUARY 5, 2012

TO THE HONORABLE MARCUS OSHIRO AND DAVID IGE, CHAIRS
 AND MEMBERS OF THE COMMITTEES:

My name is Bruce Coppa, Chief of Staff for the Office of the Governor. Thank you for this opportunity to present and discuss the budget for our office for Fiscal Year 2012-2013.

Mission Statement

To enhance the effectiveness and efficiency of state programs by providing Executive direction, policy development, program coordination, and planning and budgeting.

Context

Transforming Government Services for the People of Hawaii - Current economic conditions continue to place a strain on certain government operations statewide. The Governor's Office is not immune to these effects. The Governor's Office general fund appropriation in the current budget act is \$3,176,357, which is the same as for Fiscal Year 2009-2010. Except for the gubernatorial transition last year (FY2011), this amount is the lowest appropriation for the Governor's Office since 2006.

	<u>FY2006</u>	<u>FY2007</u>	<u>FY2008</u>	<u>FY2009</u>	<u>FY2010</u>	<u>FY2011</u>	<u>FY2012</u>	<u>FY2013</u>
General Fund Appropriation	3,174,794	3,557,994	3,894,690	3,712,323	3,176,357	1,683,915	3,176,357	3,176,357

However, because of labor savings (-\$80,926) and the transfer of the operations of Washington Place to the Department of Accounting and General Services (-\$103,048), the requested general fund appropriation for the Office of the Governor for Fiscal Year 2012-2013 is now \$2,921,286.

With regards to the American Recovery and Reinvestment Act of 2009 (ARRA), the Office of the Governor was directly responsible for the expenditure of the State Fiscal Stabilization Fund (SFSF). The Part A funds were distributed and expended by the Department of Education and the University of Hawaii. The Part B funds were distributed via grants by the prior

administration. The Office of the Governor does not face any direct “funding cliff” as a result of the end of this program. In addition, the Office of the Governor does not directly receive any other federal funds. There is therefore no significant loss likely to occur to the Office of the Governor.

Alternatives Considered

The Abercrombie Administration has diligently worked to secure additional non-state resources for state programs. Specifically, the Office of the Governor has hired four positions that use some portion of non-state funds. These policy level positions assist the Governor, and moreover, the state in the areas of education, early childhood development, and healthcare transformation.

The Office of the Governor is also proposing to transfer the maintenance and upkeep of Washington Place to the Department of Accounting and General Services. This department has the requisite expertise and resources in the maintenance of the state’s physical plant.

The requested information tables are provided as attachments to this narrative.

Thank you for this opportunity to provide testimony. My staff and I would be pleased to answer any questions you may have.

Office of the Governor
Department-Wide Budget Summary

Table 1

Fiscal Year 2012				
Act 164/11 Appropriation	Restriction	Emergency Appropriation	Total FY12	MOF
\$ 3,176,357			\$ 3,176,357	A
			\$ -	B
			\$ -	N
			\$ -	R
			\$ -	S
\$ 87,147			\$ 87,147	T
			\$ -	U
			\$ -	V
			\$ -	W
			\$ -	X
\$ 3,263,504	\$ -	\$ -	\$ 3,263,504	Total
Fiscal Year 2013				
Act 164/11 Appropriation	Reductions	Additions	Total FY13	MOF
\$ 3,176,357	\$ (255,071)		\$ 2,921,286	A
			\$ -	B
			\$ -	N
			\$ -	R
			\$ -	S
\$ 87,147			\$ 87,147	T
			\$ -	U
			\$ -	V
			\$ -	W
			\$ -	X
\$ 3,263,504	\$ (255,071)	\$ -	\$ 3,008,433	Total

Office of the Governor
Prioritized List of Functions

Table 2

Pri #	Description of Function	Activities	Prog ID(s)	Statutory Reference
1	Boards and Commissions	Background checks on applicants, submittal of names of nominees to Senate for advice and consent	GOV100	Article V
2	Collective Bargaining	Negotiate on behalf of the Governor with collective bargaining representatives	GOV100	Ch. 89A
3	Constituent Services and Neighbor Island representation	Maintain liaison with the public on issues, proclamations, messages, and certificates. Operate Governor's Liaison Offices on all major islands	GOV100	
4	Coordination of Policy and CIP	Maintain liaison among departments, oversee flow of capital improvement projects	GOV100	Ch. 26-3
5	Communications	Handle media inquiries and public events for the Governor. Inform the public of new developments in state government	GOV100	
6	Grant pardons	Receive and review, with the Attorney General, petitions for pardons	GOV100	Article V
7	Operations of the Office of the Governor	Backoffice - payroll, IT, procurement, human resources, workflow, payables	GOV100	

Office of the Governor
Resources by Program ID

Table 3

Prog ID	Program Title	MOF	As budgeted in Act 164/11 (FY12)			Governor's Submittal (FY13)			Percent Change of \$\$\$
			Pos (P)	Pos (T)	\$\$\$	Pos (P)	Pos (T)	\$\$\$	
100AA	Office of the Governor	A	24.00	23.50	\$ 2,966,952	24.00	22.50	\$ 2,814,929	-5.1%
100AA	Office of the Governor	T		0.50	\$ 87,147	-	0.50	\$ 87,147	0.0%
100AB	Washington Place	A	2.00	-	\$ 103,048	-	-	\$ -	-100.0%
100AC	Contingency Fund	A	-	-	\$ 10,000	-	-	\$ 10,000	0.0%
100BB	Office of Collective Bargaining	A	1.00	-	\$ 96,357	1.00	-	\$ 96,357	0.0%

Office of the Governor
Current Year (FY12) Restrictions

Table 4

<u>Prog ID</u>	<u>MOF</u>	<u>Restriction \$\$\$</u>	<u>Percent of Act 164/11</u> <u>Appropriation</u>	<u>Impact</u>
		None		

Office of the Governor
Proposed Budget Reductions

Table 5

<u>Request Category</u>	<u>Prog ID</u>	<u>Description of Reduction</u>	<u>Impact of Reduction</u>	<u>MOF</u>	<u>Pos (P) FY13</u>	<u>Pos (T) FY13</u>	<u>\$\$\$\$ FY13</u>	<u>Carry-over? (Y/N)</u>
LS	GOV100	Labor Savings	No impact	A	-	-	\$ (80,986)	N
O	100AA	Reduce positions and funds to reflect the transfer of Washington Place to the Department of Accounting and General Services	No impact	A	(1.00)	(1.00)	\$ (129,713)	N
O	100AB	Reduce position and funds to reflect the transfer of Washington Place to the Department of Accounting and General Services	No impact	A	(1.00)	-	\$ (44,372)	N

Office of the Governor
Proposed Supplemental Year Additions

Table 6

<u>Request Category</u>	<u>Prog ID</u>	<u>Description of Addition</u>	<u>Explanation</u>	<u>MOF</u>	<u>Pos (P) FY13</u>	<u>Pos (T) FY13</u>	<u>\$\$\$ FY13</u>
		None					

Office of the Governor
Non-General Fund Balances

Table 7

<u>Name of Fund</u>	<u>Statutory Reference</u>	<u>MOF</u>	<u>Beginning FY12 Unencumbered Cash Balance</u>	<u>Estimated FY12 Revenues</u>	<u>Estimated FY12 Expenditures and Encumbrances</u>	<u>Estimated FY12 Net Transfers</u>	<u>Estimated FY12 Ending Unencumbered Cash Balance</u>	<u>Balance in Excess of Program Needs</u>
Trust - Early Childhood Initiative		T	\$ 61,570	\$ 70,000	\$ 70,000		\$ 61,570	\$ -
Trust - Healthcare Transformation		T	\$ 130,874	\$ 147,000	\$ 298,500		\$ -	\$ -
Trust - Education		T	\$ -	\$ 152,026	\$ 87,147		\$ 64,879	\$ -

Office of the Governor
Emergency Appropriation Requests

Table 8

<u>Prog ID</u>	<u>Description of Request</u>	<u>MOF</u>	<u>Pos (P)</u> <u>FY12</u>	<u>Pos (T)</u> <u>FY12</u>	<u>\$\$\$ FY12</u>
	None				

Office of the Governor
Budget Decisions

Table 9

Prog ID	Description	MOF	Initial Department Request			Budget and Finance Recommendation			Governor's Decision		
			Pos (P)	Pos (T)	\$\$\$	Pos (P)	Pos (T)	\$\$\$	Pos (P)	Pos (T)	\$\$\$
GOV100	Labor Savings	A	-	-	(80,986)	-	-	\$ (80,986)	-	-	(80,986)
AA	Washington Place - Transfer Positions	A	(1.00)	(1.00)	(129,713)	(1.00)	(1.00)	\$ (129,713)	(1.00)	(1.00)	(129,713)
AB	Washington Place - Transfer Positions	A	(1.00)	-	(44,372)	(1.00)	-	\$ (44,372)	(1.00)	-	(44,372)
AB	Transfer Position to GOV100AA	A	(1.00)	-	(55,650)	(1.00)	-	\$ (55,650)	(1.00)	-	(55,650)
AA	Transfer Position to GOV100AA	A	1.00	-	55,650	1.00	-	\$ 55,650	1.00	-	55,650

Office of the Governor
 Program Review Proposals

Table 10

Prog ID	Description	MOF	Budget and Finance Proposal			Department Proposal			Governor's Final Decision		
			Pos (P)	Pos (T)	\$\$\$	Pos (P)	Pos (T)	\$\$\$	Pos (P)	Pos (T)	\$\$\$
	None										

Office of the Governor
Position Vacant as of November 30

Table 11

<u>Prog ID</u>	<u>Date of Vacancy</u>	<u>Position Number</u>	<u>Position Title</u>	<u>SR Level</u>	<u>BU Code</u>	<u>Temp Perm (T/P)</u>	<u>FTE</u>	<u>MOF</u>	<u>Budgeted Amount</u>	<u>Actual Salary Last Paid</u>	<u>Exempt (Y/N)</u>	<u>Authority to Hire (Y/N)</u>	<u>Occupied by 89 Day Hire (Y/N)</u>
100AA	11/26/2011	102025	Protocol Officer	SRNA	73	T	1.00	A	\$ 72,000	\$ 36,000	Y	Y	N
100AA	6/30/2011	112778	Operations Assistant	SRNA	63	T	1.00	A	\$ 42,000	\$ 45,000	Y	Y	N
100AA	12/6/2010	100132	Washington DC Liaison	SRNA	73	P	1.00	A	\$ 90,000	\$ -	Y	Y	N
100AA	12/6/2010	102104	Project Assistant	SRNA	63	T	1.00	A	\$ 42,000	\$ -	Y	Y	N
100AA	12/6/2010	102402	Project Assistant	SRNA	63	T	1.00	A	\$ 42,000	\$ -	Y	Y	N

Office of the Governor
Personnel Separations

Table 12

<u>Prog ID/Org</u>	<u>Separation Date</u>	<u>Position Number</u>	<u>Position Title</u>	<u>SR Level</u>	<u>BU Code</u>	<u>T/P</u>	<u>MOF</u>	<u>Budgeted FTE</u>	<u>Budgeted Salary</u>	<u>Actual FTE</u>	<u>Actual Salary</u>
100AA	10/31/2011	100471	Chief of Staff	SRNA	0	P	A	1.00	\$ 126,468	1.00	\$ 114,420
100AA	10/31/2011	100295	Deputy Chief of Staff	SRNA	73	P	A	1.00	\$ 96,000	1.00	\$ 96,000
100AA	10/15/2011	102401	Director of Communications	SRNA	63	T	A	1.00	\$ 80,400	1.00	\$ 80,400
100AA	10/31/2011	102434	Dep. Dir. Of Communications	SRNA	63	T	A	1.00	\$ 66,000	1.00	\$ 66,000
100AA	7/28/2011	102527	Boards & Commissions Asst	SRNA	63	T	A	1.00	\$ 42,000	1.00	\$ 42,000
100AA	9/23/2011	102527	Boards & Commissions Asst	SRNA	63	T	A	1.00	\$ 42,000	1.00	\$ 43,000
100AA	10/31/2011	101016	Executive Receptionist	SRNA	63	P	A	1.00	\$ 42,000	1.00	\$ 42,000
100AA	3/31/2011	100229	Admin. Service Officer	SRNA	73	P	A	1.00	\$ 60,000	1.00	\$ 60,000
100AA	5/20/2011	100575	Senior Advisor	SRNA	73	T	A	1.00	\$ 72,000	1.00	\$ 72,000
100AA	7/1/2011	101868	Constituent Servies Representative-Oahu	SRNA	73	P	A	1.00	\$ 42,000	1.00	\$ 42,000
100AA	7/1/2011	102432	Constituent Servives Representative-Oahu	SRNA	73	T	A	1.00	\$ 42,000	1.00	\$ 42,000
100AA	11/25/2011	102025	Protocol Officer	SRNA	73	T	A	1.00	\$ 72,000	1.00	\$ 36,000
100AA	12/2/2011	102253	Exec. Asst. to COS/DCOS	SRNA	63	T	A	1.00	\$ 52,000	1.00	\$ 55,000
100AB	10/21/2011	100091	Housekeeper	SRNA	61	P	A	1.00	\$ 33,528	1.00	\$ 33,528

New Hires

<u>Prog ID/Org</u>	<u>New Hire Effective Date</u>	<u>Position Number</u>	<u>Position Title</u>	<u>SR Level</u>	<u>BU Code</u>	<u>T/P</u>	<u>MOF</u>	<u>Budgeted FTE</u>	<u>Budgeted Salary</u>	<u>Actual FTE</u>	<u>Actual Salary</u>
GOV100AA	12/6/2010	100093	Executive Assistant	SRNA	63	P	A	1.00	\$ 72,000	1.00	\$ 72,000
GOV100AA	12/6/2010	100125	Governor	SRNA	00	P	A	1.00	\$ 129,660	1.00	\$ 123,480
GOV100AA	12/6/2010	100142	Scheduler	SRNA	63	P	A	1.00	\$ 54,000	1.00	\$ 54,000
GOV100AA	12/6/2010	100178	Manager, Boards & Commissions	SRNA	73	P	A	1.00	\$ 60,000	1.00	\$ 60,000
GOV100AA	12/6/10-7/1/11	100229	Admin Services Officer	SRNA	73	P	A	1.00	\$ 60,000	1.00	\$ 60,000
GOV100AA	12/6/10-12/1/11	100295	Deputy Chief of Staff	SRNA	73	P	A	1.00	\$ 96,000	1.00	\$ 96,000
GOV100AA	3/1/2011	100298	New Media Specialist	SRNA	63	P	A	1.00	\$ 47,500	1.00	\$ 47,500
GOV100AA	2/1/2011	100335	Director-Washington Place	SRNA	73	P	A	1.00	\$ 80,400	1.00	\$ 80,400
GOV100AA	4/11/2011	100355	Governor's Rep.-Hilo	SRNA	73	P	A	1.00	\$ 60,000	1.00	\$ 60,000
GOV100AA	12/6/2010-11-1/11	100471	Chief of Staff	SRNA	00	P	A	1.00	\$ 126,468	1.00	\$ 114,420
GOV100AA	12/21/2010	100473	Policy Analyst	SRNA	73	P	A	1.00	\$ 70,200	1.00	\$ 78,000
GOV100AA	12/6/2010	100515	Director-Constituent Services	SRNA	63	P	A	1.00	\$ 60,000	1.00	\$ 60,000
GOV100AA	12/20/10-10/17/11	100671	Snr. Constituent Services Rep.	SRNA	63	P	A	1.00	\$ 44,000	1.00	\$ 42,903
GOV100AA	7/1/2011	100679	Asst. to Governor for Special Projects	SRNA	63	P	A	1.00	\$ 48,000	1.00	\$ 56,000
GOV100AA	12/6/2010	100939	Manager, Workflow	SRNA	63	P	A	1.00	\$ 48,000	1.00	\$ 48,000
GOV100AA	12/6/2010	101013	Director - Operations	SRNA	63	P	A	1.00	\$ 80,400	1.00	\$ 80,400
GOV100AA	12/6/10-7/28/11-11/16/11	101016	Exec. Receptionist	SRNA	63	P	A	1.00	\$ 42,000	1.00	\$ 42,000
GOV100AA	4/13/2011	101080	Constituent Service Rep-Hilo	SRNA	63	P	A	1.00	\$ 42,000	1.00	\$ 42,000
GOV100AA	12/6/2010	101149	Constituent Service Rep-Maui (Clerk)	SRNA	63	P	A	1.00	\$ 30,975	1.00	\$ 30,975
GOV100AA	4/4/11-7/11/11	101868	Constituent Service Rep-Oahu	SRNA	63	P	A	1.00	\$ 42,000	1.00	\$ 45,000
GOV100AA	3/1/2011	105758	Governor's Rep-Maui	SRNA	63	P	A	1.00	\$ 60,000	1.00	\$ 60,000

New Hires

<u>Prog ID/Org</u>	<u>New Hire Effective Date</u>	<u>Position Number</u>	<u>Position Title</u>	<u>SR Level</u>	<u>BU Code</u>	<u>T/P</u>	<u>MOF</u>	<u>Budgeted FTE</u>	<u>Budgeted Salary</u>	<u>Actual FTE</u>	<u>Actual Salary</u>
GOV100AA	3/1/11-9/1/11	100575	Senior Advisor	SRNA	73	T	A	1.00	\$ 72,000	1.00	\$ 67,032
GOV100AA	12/6/2010	100576	Special Asst to Governor	SRNA	73	T	A	1.00	\$ 80,400	1.00	\$ 80,400
GOV100AA	3/15/2011	100577	Governor's Rep-Kona	SRNA	73	T	A	1.00	\$ 60,000	1.00	\$ 60,000
GOV100AA	12/6/2010	100578	Curator-Washington Place	SRNA	73	T	A	1.00	\$ 56,140	1.00	\$ 56,140
GOV100AA	12/17/2010	100941	Director-Policy	SRNA	73	T	A	1.00	\$ 80,400	1.00	\$ 80,400
GOV100AA	1/7/2011	101278	Executive Receptionist	SRNA	73	T	A	1.00	\$ 42,000	1.00	\$ 42,000
GOV100AA	4/18/2011	101836	Constituent Service Rep-Maui	SRNA	63	T	A	1.00	\$ 42,000	1.00	\$ 42,000
GOV100AA	12/6/10-12/16/11	101869	Dep. Dir. Of Communications	SRNA	73	T	A	1.00	\$ 72,000	1.00	\$ 76,658
GOV100AA	3/1/2011	102148	Boards & Commissions Researcher	SRNA	63	T	A	1.00	\$ 45,000	1.00	\$ 45,000
GOV100AA	4/18/11-12/16/11	102253	Exec. Asst. to COS	SRNA	63	T	A	1.00	\$ 52,000	1.00	\$ 54,873
GOV100AA	3/1/2011	102254	Info Systems Coord.	SRNA	63	T	A	1.00	\$ 50,000	1.00	\$ 50,000
GOV100AA	12/30/2010	102338	Policy Analyst	SRNA	63	T	A	1.00	\$ 80,400	1.00	\$ 78,000
GOV100AA	3/30/2011	102339	Constituent Service Rep-Kona	SRNA	73	T	A	1.00	\$ 21,000	1.00	\$ 21,000
GOV100AA	3/30/2011	102340	Constituent Service Rep-Kona	SRNA	73	T	A	1.00	\$ 21,000	1.00	\$ 21,000
GOV100AA	1/10/2011	102341	Constituent Service Rep-Kauai	SRNA	63	T	A	1.00	\$ 42,000	1.00	\$ 42,000
GOV100AA	12/6/10-10/16/11	102401	Director-Communications	SRNA	63	T	A	1.00	\$ 80,400	1.00	\$ 80,400
GOV100AA	4/4/2011 - 7/20/11	102432	Constituent Service Rep-Oahu	SRNA	73	T	A	1.00	\$ 42,000	1.00	\$ 42,000
GOV100AA	12/12/2011	102434	Manager-Communications	SRNA	63	T	A	1.00	\$ 66,000	1.00	\$ 66,000

Office of the Governor
New Hires

Table 13

<u>Prog ID/Org</u>	<u>New Hire Effective Date</u>	<u>Position Number</u>	<u>Position Title</u>	<u>SR Level</u>	<u>BU Code</u>	<u>T/P</u>	<u>MOF</u>	<u>Budgeted FTE</u>	<u>Budgeted Salary</u>	<u>Actual FTE</u>	<u>Actual Salary</u>
GOV100AA	3/1/11-8/2/11-10/17/11	102527	Boards & Commissions Assistant	SRNA	63	T	A	1.00	\$ 42,000	1.00	\$ 44,000
GOV100AA	4/1/2011	111579	Policy Analyst	SRNA	73	T	A	1.00	\$ 62,248	1.00	\$ 62,248
GOV100AA	4/1/2011	111579	Policy Analyst	SRNA	73	T	T	1.00	\$ 62,248	1.00	\$ 62,248
GOV100AA	11/6/2011	101001	Exec. Asst. to DCOS	SRNA	63	P	A	1.00	\$ 42,000	1.00	\$ 52,000
GOV100AB	12/6/2010	100091	Housekeeper	SRNA	61	T	A	1.00	\$ 33,528	1.00	\$ 33,528
GOV100AB	4/11/2011	110556	Exec. Asst. to First Spouse	SRNA	61	T	A	1.00	\$ 27,000	1.00	\$ 27,000
GOV100BB	3/24/2011	100469	Chief Negotiator	SRNA	73	T	A	1.00	\$ 90,000	1.00	\$ 90,000

Office of the Governor
RIF Related Grievances

Table 14

<u>Prog ID/Org</u>	<u>Position Number</u>	<u>Position Title</u>	<u>SR Level</u>	<u>BU</u>	<u>I/P</u>	<u>MOF</u>	<u>FTE</u>	<u>RIF Date</u>	<u>Grievance Date</u>	<u>Current Status</u>
--------------------	------------------------	-----------------------	-----------------	-----------	------------	------------	------------	-----------------	-----------------------	-----------------------

Expenditures Exceeding Appropriation Ceilings

<u>Prog ID</u>	<u>MOF</u>	<u>Date of Increase</u>	<u>Appropriation Ceiling</u>	<u>Amount Exceeding Appropriation</u>	<u>Increase Percent</u>	<u>Reason for Exceeding Ceiling</u>	<u>Recurring (Y/N)</u>	<u>GF Impact (Y/N)</u>
----------------	------------	-------------------------	------------------------------	---------------------------------------	-------------------------	-------------------------------------	------------------------	------------------------

Office of the Governor
Federal Grants

Table 16

<u>Prog ID</u>	<u>CFDA No.</u>	<u>Award Description</u>	<u>Awarding Federal Agency</u>	<u>Anticipated or Actual Date of Award</u>	<u>Anticipated or Actual Award Amount</u>	<u>State Fiscal Year</u>	<u>State Matching Requirement or Other Commitment (Describe)</u>	<u>Anticipated Reduction or Discontinuation (Y/N)</u>	<u>Comments</u>
----------------	-----------------	--------------------------	--------------------------------	--	---	--------------------------	--	---	-----------------

Office of the Governor
Intradepartmental Transfer of Funds

Table 17

<u>Anticipated</u> <u>or Actual</u>				<u>Percent of Imparting</u>		<u>Percent of Receiving</u>		
<u>Date of</u> <u>Transfer</u>	<u>MOF</u>	<u>Amount of</u> <u>Transfer</u>	<u>From</u> <u>Prog ID</u>	<u>Program ID</u> <u>Appropriation</u>	<u>To</u> <u>Prog ID</u>	<u>Program ID</u> <u>Appropriation</u>	<u>Reason for Transfer</u>	<u>Recurring</u> <u>(Y/N)</u>

Office of the Governor
Interdepartmental Transfer of Funds

Table 18

<u>Anticipated</u> <u>or Actual</u>				<u>Percent of Imparting</u>		<u>Percent of Receiving</u>	<u>Transfer</u>		
<u>Date of</u>	<u>MOE</u>	<u>Amount of</u>	<u>From</u>	<u>Program ID</u>	<u>To</u>	<u>Program ID</u>	<u>Category</u>		<u>Recurring</u>
<u>Transfer</u>		<u>Transfer</u>	<u>Prog ID</u>	<u>Appropriation</u>	<u>Prog ID</u>	<u>Appropriation</u>	<u>LS/PR/O</u>	<u>Reason for Transfer (O - Other)</u>	<u>(Y/N)</u>

Office of the Governor
Active Contracts

Table 19

Prog ID	MOF	Amount	Frequency (M/A/O)	Max Value	Outstanding Balance	Date Executed	Term of Contract		Organization	Category G/S/E/L	Description	Explanation of How Contract is Monitored	POS Y/N
							From	To					
GOV100	A	\$ 99.00	Monthly	\$ 1,188.00	\$ 891.00	10/1/2011	10/1/11	10/1/12	Oceanic Time Warner Cable	S	Static IP for internet services for wireless system	internet access uptime	
GOV100	A	\$ 0.0090	per page	\$ 3,403.67		5/13/2011	7/1/11	6/30/12	RICOH	E	Ricoh Aficio SP 8200DN High Capacity printer. Includes maintenance and toner	maintenance response and uptime	
GOV100	A	\$ 129.48	monthly	\$ 7,768.80	\$ 6,991.92	5/13/2011	7/1/11	6/30/16	RICOH	E	Ricoh MP c2551 Multifunction copier, scanner, fax, printer	maintenance response and uptime	
GOV100	A	\$ 0.0105	per page								b&w per page		
GOV100	A	\$ 0.0850	per page								color per page		
GOV100	A	\$ 341.11	monthly	\$ 20,466.60	\$ 5,116.65	2/14/2008	3/1/08	2/28/13	Xerox	E	Xerox W5665 PT copier / printer / scanner. Includes maintenance and toner	maintenance response and uptime	
GOV100	A	\$ 0.0075	per page								b&w per page		
GOV100	A	\$ 758.66	Monthly	\$ 45,519.60	\$ 34,898.36	8/18/2009	9/15/09	9/14/14	Xerox	E	Xerox 7675 color/b&w copier/scanner/printer/fax. Includes maintenance and toner	maintenance response and uptime	
GOV100	A	\$ 0.0075	per page								b&w per page		
GOV100	A	\$ 0.0890	per page								color per page		
GOV100	A	\$ 618.75	Monthly	\$ 11,756.25	\$ 4,950.00	1/31/2011	1/31/11	8/31/12	Xerox	E	Xerox 7665 color/b&w copier/scanner/printer/fax. Includes maintenance and toner	maintenance response and uptime	
GOV100	A	\$ 0.0075	per page								b&w per page		
GOV100	A	\$ 0.0890	per page								color per page		
GOV100	A	\$ 586.78	Monthly	\$ 34,726.80	\$ 6,287.80	9/10/2007	10/1/07	9/31/2012	Xerox	E	Xerox 7665 color/b&w copier/scanner/printer/fax. Includes maintenance and toner	maintenance response and uptime	
GOV100	A	\$ 0.0075	per page								b&w per page		
GOV100	A	\$ 0.0890	per page								color per page		
GOV100	A	\$ 198.61	Monthly	\$ 11,916.00	\$ 3,574.38	5/29/2008	6/1/08	5/31/13	Xerox	E	Xerox 7232 color/b&w copier/scanner/printer/fax. Includes maintenance and toner	maintenance response and uptime	
GOV100	A	\$ 0.0100	per page								b&w per page		
GOV100	A	\$ 0.0990	per page								color per page		
GOV100	A	\$ 198.61	Monthly	\$ 11,916.00	\$ 3,574.38	5/29/2008	6/1/08	5/31/13	Xerox	E	Xerox 7232 color/b&w copier/scanner/printer/fax. Includes maintenance and toner	maintenance response and uptime	
GOV100	A	\$ 0.0100	per page								b&w per page		
GOV100	A	\$ 0.0990	per page								color per page		
GOV100	A	\$ 198.61	Monthly	\$ 11,916.00	\$ 3,574.38	5/29/2008	6/1/08	5/31/13	Xerox	E	Xerox 7232 color/b&w copier/scanner/printer/fax. Includes maintenance and toner	maintenance response and uptime	
GOV100	A	\$ 0.0100	per page								b&w per page		
GOV100	A	\$ 0.0990	per page								color per page		

Office of the Governor
Active Contracts

Table 19

Prog ID	MOF	Amount	Frequency (M/A/O)	Max Value	Outstanding Balance	Date Executed	From	To	Organization	Category G/S/E/L	Description	How Contract is Monitored	POS Y/N
GOV100	A	\$ 198.61	Monthly	\$ 11,916.00	\$ 3,574.38	5/29/2008	6/1/08	5/31/13	Xerox	E	Xerox 7232 color/b&w copier/scanner/printer/fax. Includes maintenance and toner	maintenance response and uptime	
GOV100	A	\$ 0.0100	per page								b&w per page		
GOV100	A	\$ 0.0990	per page								color per page		
GOV100	A	\$ 166.40	Monthly	\$ 9,984.00	\$ 3,161.60	6/18/2008	6/18/08	6/17/13	Xerox	E	Xerox 7232 color/b&w copier/scanner/printer/fax. Includes maintenance and toner	maintenance response and uptime	
GOV100	A	\$ 0.0100	per page								b&w per page		
GOV100	A	\$ 0.0990	per page								color per page		
GOV100	A	\$ 2,316.42	Monthly	\$ 5,336.18		12/1/2010	1/1/11	present	Verizon	E	Max value represents 27 Blackberry's and 2 iPad's cost of equipment.	uptime	
GOV100	A	\$ 15,077.82	Monthly						Hawaiian Telcom	S	Phone Service for October 2011 (varies by month depending on usage)		
GOV100	A	\$ 33.87	Monthly						Sprint	S	Phone Service for August 2011		
GOV100	A	\$ 242.00	Monthly						Pitney Bowes	E	Postage meter		
GOV100	A	\$ 844.72	Monthly	\$ 43,025.96		6/1/2011	6/1/11	5/1/15	JN Automotive	E	Vehicle lease for Governor's vehicle		
GOV100	A	\$ 788.90	Monthly			10/1/2006	10/15/06	10/14/12	Clark Realty	L	Kona Liaison Office Lease		
GOV100	A	\$ 565.51	Monthly			10/1/2006	10/15/06	10/14/12		S	Janitorial		

Office of the Governor
CIP Summary

Table 20

Priority	Project Title	FY13 \$\$\$	MOF
----------	---------------	-------------	-----

Office of the Governor
Division Resources

Table 21

Division	Associated Program IDs
----------	------------------------

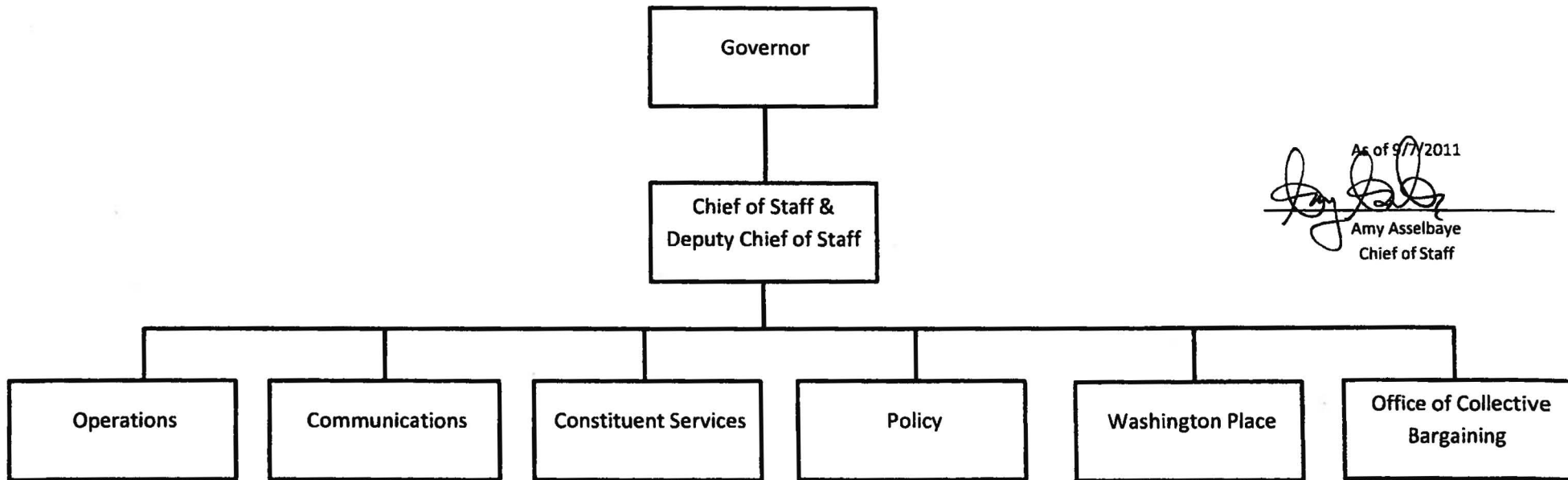
Office of the Governor
Organization Changes

Table 22

<u>Year of Change</u> FY12/FY13	<u>Page Number</u>	<u>Description of Change</u>
FY13	Chart 9	Transfer of Washington Place to Department of Accounting and General Services (eliminates this program from Office of the Governor)

**State of Hawai'i
Office of the Governor – GOV100**

**Position Organization Chart
Executive Office**



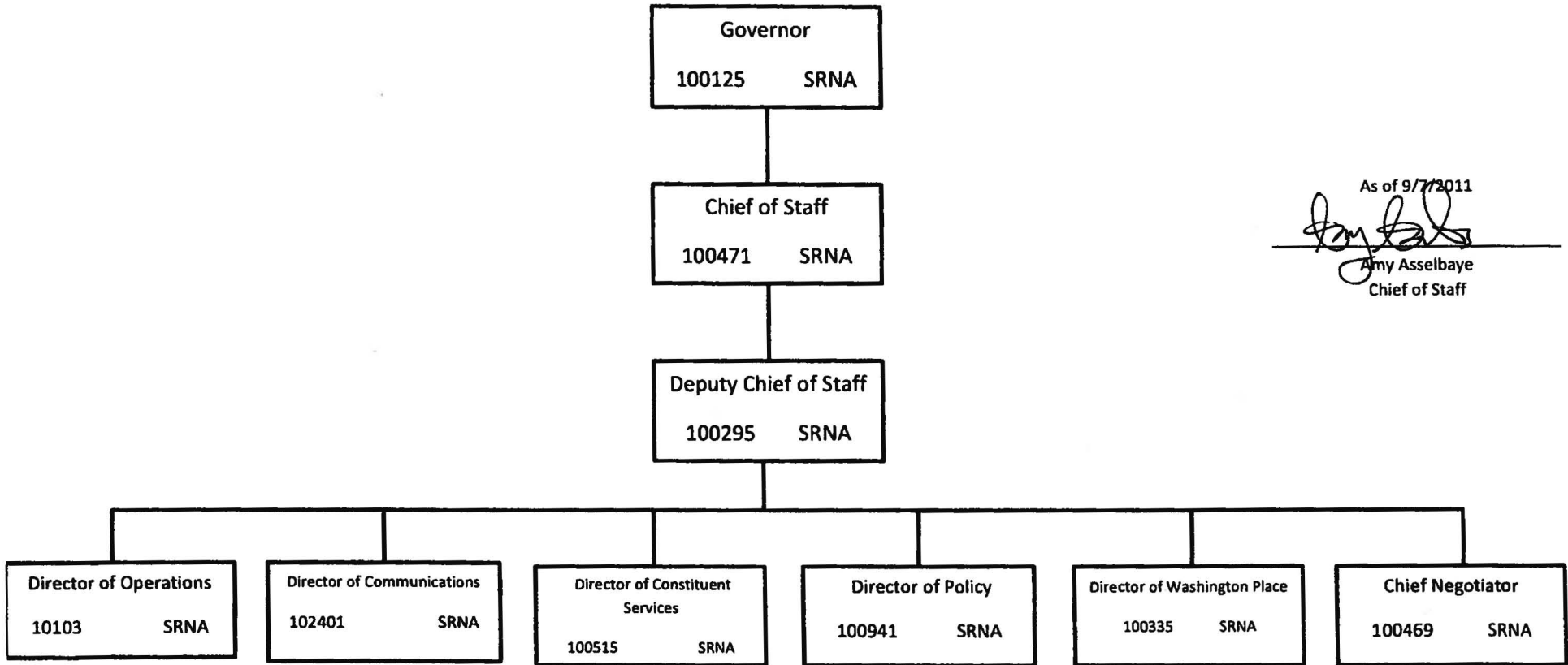
As of 9/7/2011

Amy Asselbaye
Chief of Staff

Chart 1

State of Hawai'i
Office of the Governor – GOV100

Position Organization Chart
Executive Office




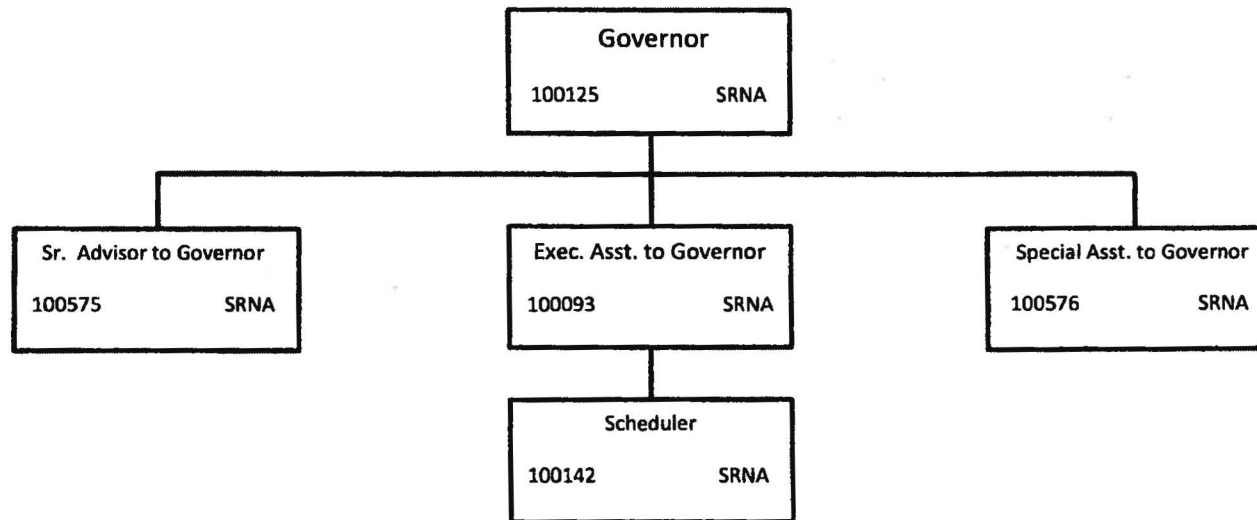
As of 9/7/2011

Amy Asselbayer
Chief of Staff

CHART 2

State of Hawai'i
Office of the Governor – GOV100

Position Organization Chart
Governor



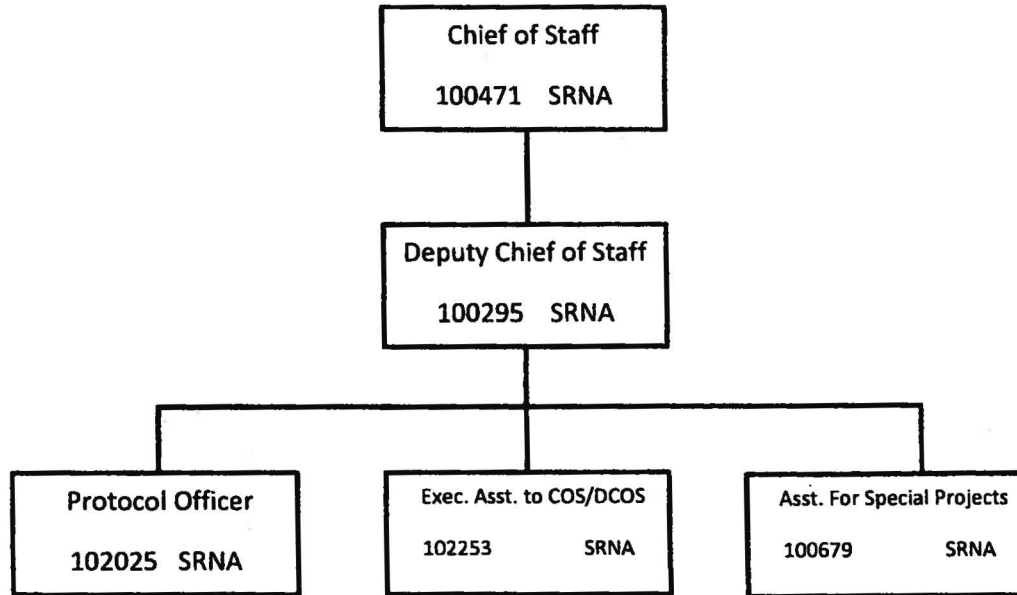
As of 9/7/2011

Army Asselbaye
Chief of Staff

Chart 3

State of Hawai'i
Office of the Governor – GOV100

Position Organization Chart
Chief Of Staff



As of 9/7/2011


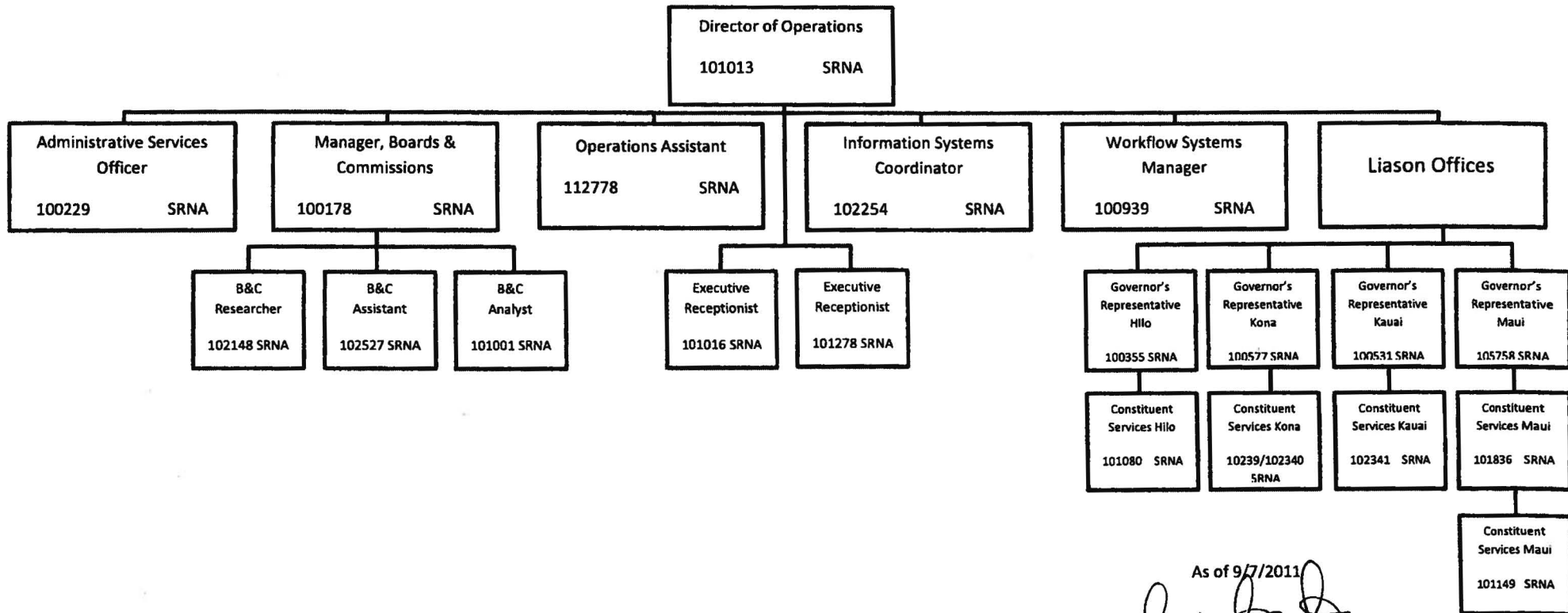

Amy Asselbayer
Chief of Staff

Chart 4

**State of Hawai`i
Office of the Governor – GOV100**

**Position Organization Chart
Operations**



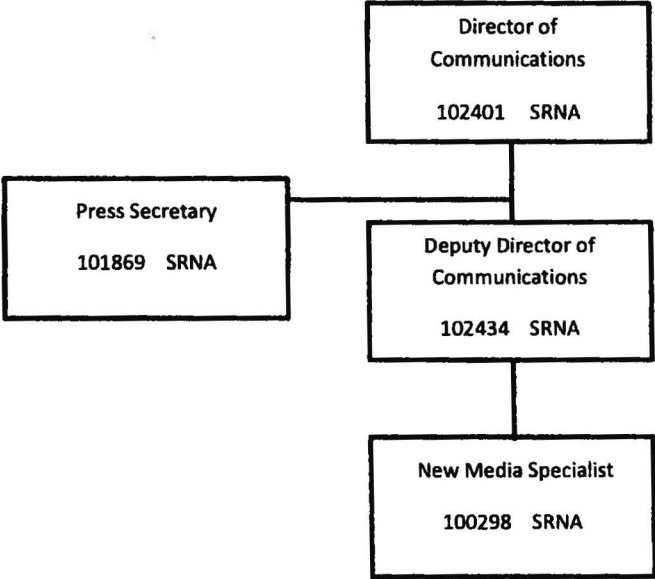
As of 9/7/2011

[Signature]
Amy Asselbaye
Chief of Staff

Chart 5

**State of Hawai'i
Office of the Governor – GOV100**

**Position Organization Chart
Communications**




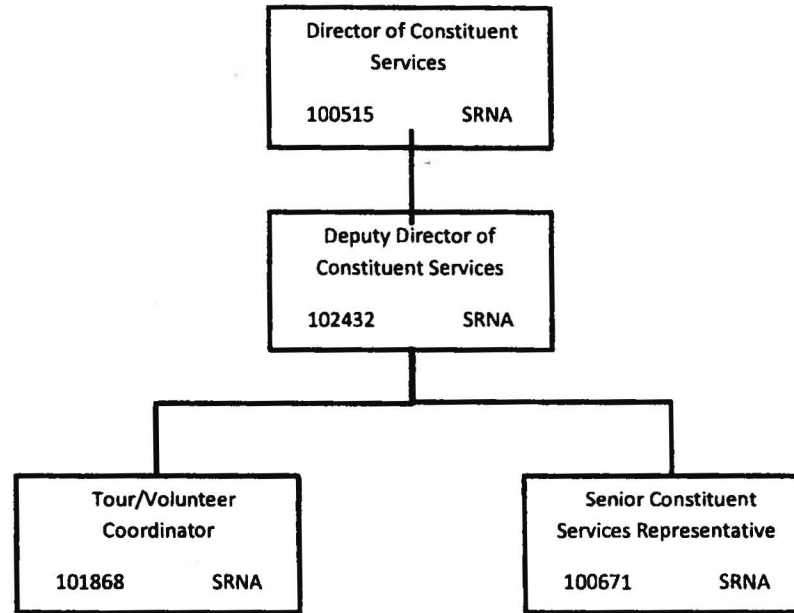
As of 9/7/2011

Amy Asselbaye
Chief of Staff

Chart 6

State of Hawai'i
Office of the Governor – GOV100

Position Organization Chart
Constituent Services




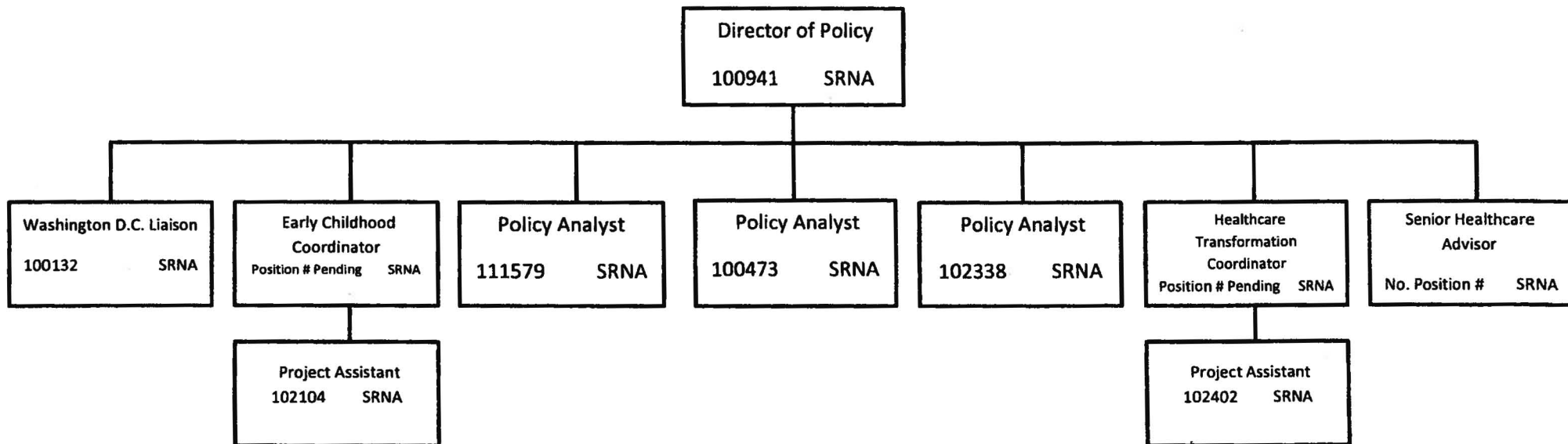
As of 9/7/2011

Amy Asselbaye
Chief of Staff

Chart 7

**State of Hawai'i
Office of the Governor – GOV100**

**Position Organization Chart
Policy**



As of 9/7/2011


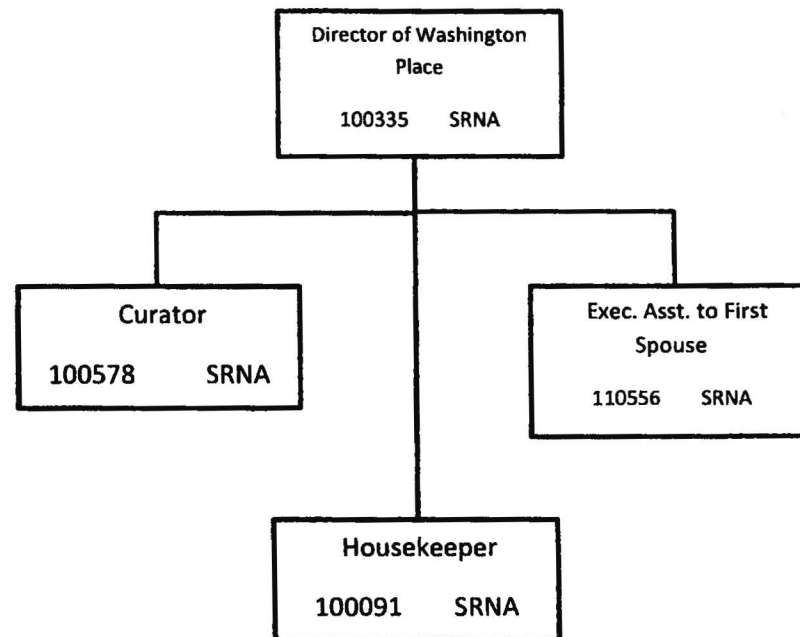

Amy Asselbaye
Chief of Staff

Chart 8

State of Hawai`i
Office of the Governor – GOV100

Position Organization Chart
Washington Place



As of 9/7/2011



Amy Asselbaye
Chief of Staff

Chart 9

**State of Hawai'i
Office of the Governor – GOV100**

**Position Organization Chart
Office of Collective Bargaining**

Chief Negotiator
100469 SRNA

As of 9/7/2011

Amy Asselbaye
Chief of Staff



OFFICE OF THE LIEUTENANT GOVERNOR
STATE OF HAWAII
STATE CAPITOL
HONOLULU, HAWAII 96813

BRIAN E. SCHATZ
LIEUTENANT GOVERNOR

**THE SENATE COMMITTEE ON WAYS AND MEANS
HOUSE COMMITTEE ON FINANCE
BUDGET BRIEFING FOR FISCAL YEAR 2012-2012**

OFFICE OF THE LIEUTENANT GOVERNOR, PROGRAM ID LTG100

MISSION STATEMENT

A core mission of the Lieutenant Governor is to act in place of the Governor when the Governor is out of state (Article V, Section 4 of the Hawaii State Constitution). Accordingly, the Lieutenant Governor must be in constant communication with the Governor and his staff to ensure that he can effectively carry out the necessary functions of the office during these absences.

Pursuant to Section 26-1 of the Hawai'i Revised Statutes, another core function of the Office of the Lieutenant Governor is to serve as Secretary of State for intergovernmental relations. In this role, the Lieutenant Governor is charged with directing and performing a multitude of activities for the general public which are administrative and coordinative in nature. These activities include: processing name changes, authentication of documents, sale and distribution of official state publications, compilation of administrative rules, compilation of legislative acts and monitoring of state open meeting laws.

Section 26-1 also indicates that, "the governor shall identify and direct other duties as necessary to the lieutenant governor." In the current administration, the Governor has asked Lieutenant Governor Schatz to develop and administer the "Hawaii Fair Share Initiative," a program geared towards maximizing the flow of federal and other external dollars into the State of Hawai'i. In the last year, the Lieutenant Governor, the Hawai'i Fair Share Initiative director and other staff have worked collaboratively and strategically with state agencies and other organizations in an effort to make the State of Hawai'i as efficient and competitive as possible for grant opportunities given the changing and unclear federal budget climate.

This office also supported the Lieutenant Governor's role as the state liaison to the Asia Pacific Economic Cooperation 2011 leaders' meeting (APEC) held here in Honolulu in November. In an effort to continue the momentum generated from APEC, the Governor has asked the Lieutenant Governor to work collaboratively with other state agencies and the private sector to develop economic opportunities for Hawai'i within the Asia-Pacific region.

Finally, the Lieutenant Governor provides administrative support to the Office of Information Practices (OIP), an agency attached to the Office of the Lieutenant Governor.

Economic Impact

Pursuant to Act 164 of the last legislative session, the Office of the Lieutenant Governor's current allocation for FY 2012-2013 is \$646,188 (which amount is subject to an additional labor savings reduction equal to \$16,284). Essentially, this is the same budget that was appropriated for this office in the last year of the prior administration, which amounted to a 22% budget reduction thereby resulting in a 30% reduction of this office's workforce.

Alternatives Considered

Please discuss the actions that your department has taken in the following areas:

1. Generating additional revenue for the state. The Administration has no plan to increase fees for services provided by this office.

The Hawai'i Fair Share Initiative has been working with various state departments to maximize external revenue coming into the state.

2. Shifting general funded operational costs to non-general funds. The office does not receive any non-general fund appropriations.
3. Outsourcing activities performed by eliminated personnel. None.
4. Consolidation or elimination of programs within your department. The office does not have attached programs that can be considered for consolidation or elimination.

Department of Office of the Lieutenant Governor
Department-Wide Budget Summary

Table 1

Fiscal Year 2012				
Act 164/11 Appropriation	Restriction	Emergency Appropriation	Total FY12	MOF
\$ 646,188.00	\$ (16,284.00)		\$ 629,904.00	A
			\$ -	B
			\$ -	N
			\$ -	R
			\$ -	S
			\$ -	T
			\$ -	U
			\$ -	V
			\$ -	W
			\$ -	X
\$ 646,188.00	\$ (16,284.00)	\$ -	\$ 629,904.00	Total
Fiscal Year 2013				
Act 164/11 Appropriation	Reductions	Additions	Total FY13	MOF
\$ 646,188.00	\$ (16,284.00)		\$ 629,904.00	A
			\$ -	B
			\$ -	N
			\$ -	R
			\$ -	S
			\$ -	T
			\$ -	U
			\$ -	V
			\$ -	W
			\$ -	X
\$ 646,188.00	\$ (16,284.00)	\$ -	\$ 629,904.00	Total

Department of Office of the Lieutenant Governor
Prioritized List of Functions

Table 2

Pri #	Description of Function	Activities	Prog ID(s)	Statutory Reference
1	The Lieutenant Governor serves in his capacity on a full-time basis and performs such duties as provided law. Lieutenant Governor also acts in place of the Governor in the event of the Governor's absence from the State.		LTG100	Article V, Section 4 of the Hawaii State Constitution
2	The Lieutenant Governor is also designated Secretary of State for intergovernmental relations.	In this capacity, the Lieutenant Governor directs and performs varied activities which are required by law, including: name changes, authentication of documents, sale of official state publications, compilation of administrative rules, compilation of legislative acts and monitoring of state open meeting laws. Evaluations by the Lieutenant Governor and his staff are performed to ensure projects goals are achieved.	LTG100	HRS Section 26-1
3	The Lieutenant Governor also performs duties and undertakes projects assigned by the Governor.	At this time, these duties have centered on economic revitalization through the development and implementation of the Hawai'i Fair Share Initiative, and by working collaboratively with various state agencies and the private sector to develop economic opportunities for Hawai'i post-APEC within the Asia-Pacific region.	LTG100	HRS Section 26-1
4	The Lieutenant Governor provides administrative support to the agencies attached to this office which include: The Office of Information Practices.		LTG100	HRS Section 26-1

Department of Office of the Lieutenant Governor
Resources by Program ID

Table 3

<u>Prog ID</u>	<u>Program Title</u>	<u>MOF</u>	<u>As budgeted in Act 164/11 (FY12)</u>			<u>Governor's Submittal (FY13)</u>			<u>Percent Change of \$\$\$</u>
			<u>Pos (P)</u>	<u>Pos (T)</u>	<u>\$\$\$</u>	<u>Pos (P)</u>	<u>Pos (T)</u>	<u>\$\$\$</u>	
LTG100	Office of the Lieutenant Governor	A	3.00	8.00	\$ 646,188	3.00	8.00	\$ (16,284)	-2.5%

Department of Office of the Lieutenant Governor
 Current Year (FY12) Restrictions

Table 4

<u>Prog ID</u>	<u>MOF</u>	<u>Restriction</u> <u>\$\$\$</u>	<u>Percent of Act 164/11</u> <u>Appropriation</u>	<u>Impact</u>
LTG100	A	\$ (16,284)	-2.5%	Reduction in overall payroll allotment.

Department of Office of the Lieutenant Governor
Proposed Budget Reductions

Table 5

<u>Request</u>					<u>Pos (P)</u>	<u>Pos (T)</u>		<u>Carry-over?</u>
<u>Category</u>	<u>Prog ID</u>	<u>Description of Reduction</u>	<u>Impact of Reduction</u>	<u>MOF</u>	<u>FY13</u>	<u>FY13</u>	<u>\$\$\$\$ FY13</u>	<u>(Y/N)</u>
	LTG100	Labor savings	Reduction in overall payroll allotment.	A	-	-	\$ (16,284)	N

Department of Office of the Lieutenant Governor
Proposed Supplemental Year Additions

Table 6

<u>Request Category</u>	<u>Prog ID</u>	<u>Description of Addition</u>	<u>Explanation</u>	<u>MOF</u>	<u>Pos (P) FY13</u>	<u>Pos (T) FY13</u>	<u>\$\$\$ FY13</u>
	LTG100	None.	None.	A	-	-	\$ -

Department of Office of the Lieutenant Governor
 Non-General Fund Balances

Table 7

<u>Name of Fund</u>	<u>Statutory Reference</u>	<u>MOF</u>	<u>Beginning FY12 Unencumbered Cash Balance</u>	<u>Estimated FY12 Revenues</u>	<u>Estimated FY12 Expenditures and Encumbrances</u>	<u>Estimated FY12 Net Transfers</u>	<u>Estimated FY12 Ending Unencumbered Cash Balance</u>	<u>Balance in Excess of Program Needs</u>
None.								

Department of Office of the Lieutenant Governor
 Emergency Appropriation Requests

Table 8

<u>Prog ID</u>	<u>Description of Request</u>	<u>MOF</u>	<u>Pos (P)</u> <u>FY12</u>	<u>Pos (T)</u> <u>FY12</u>	<u>\$\$\$ FY12</u>
LTG100	None.	A	-	-	\$ -

Department of Office of the Lieutenant Governor
Budget Decisions

Table 9

Prog ID	Description	MOF	Initial Department Request			Budget and Finance Recommendation			Governor's Decision		
			Pos (P)	Pos (T)	\$\$\$	Pos (P)	Pos (T)	\$\$\$	Pos (P)	Pos (T)	\$\$\$
LTG100	Labor Savings	A	-	-	-	-	-	\$ (16,284.00)	-	-	(16,284.00)

Department of Office of the Lieutenant Governor
 Program Review Proposals

Table 10

Prog ID	Description	MOF	Budget and Finance Proposal			Department Proposal			Governor's Final Decision		
			Pos (P)	Pos (T)	\$\$\$	Pos (P)	Pos (T)	\$\$\$	Pos (P)	Pos (T)	\$\$\$
LTG100	None.	A	-	-	\$ -	-	-	-	-	-	-

Department of Office of the Lieutenant Governor
 Position Vacant as of November 30

Table 11

<u>Prog ID</u>	<u>Date of Vacancy</u>	<u>Position Number</u>	<u>Position Title</u>	<u>SR Level</u>	<u>BU Code</u>	<u>Temp</u>	<u>FTE</u>	<u>MOF</u>	<u>Budgeted Amount</u>	<u>Actual Salary Last Paid</u>	<u>Exempt (Y/N)</u>	<u>Authority to Hire (Y/N)</u>	<u>Occupied by 89 Day Hire (Y/N)</u>
						<u>(T/P)</u>							
LTG100	7/1/2011	112916	Public Liaison	SRNA	73	T	1.00		\$ 67,000	\$ 50,247	Y	Y	N

Department of Office of the Lieutenant Governor
Personnel Separations

Table 12

<u>Prog ID/Org</u>	<u>Separation Date</u>	<u>Position Number</u>	<u>Position Title</u>	<u>SR Level</u>	<u>BU Code</u>	<u>T/P</u>	<u>MOF</u>	<u>Budgeted FTE</u>	<u>Budgeted Salary</u>	<u>Actual FTE</u>	<u>Actual Salary</u>
LTG100	12/6/2010	100300	Lieutenant Governor	SRNA	0	P	A	1.00	\$ 144,420	1.00	\$ 109,327
LTG100	12/6/2010	100455	Chief of Staff	SRNA	93	P	A	1.00	\$ 85,000	1.00	\$ 77,151
LTG100	12/6/2010	100144	Exec Asst II to LG	SRNA	93	P	A	1.00	\$ 56,508	1.00	\$ 51,292
LTG100	12/6/2010	112912	Senior Advisor - Comm	SRNA	93	T	A	1.00	\$ 67,000	1.00	\$ 60,812
LTG100	12/6/2010	112916	Public Liaison	SRNA	73	T	A	1.00	\$ 54,000	1.00	\$ 49,016
LTG100	12/6/2010	101153	Admin Svcs Spclt	SRNA	73	T	A	1.00	\$ 45,000	1.00	\$ 40,847
LTG100	12/6/2010	118001	Admin Asst II	SRNA	63	T	A	1.00	\$ 40,000	1.00	\$ 36,304
LTG100	12/6/2010	118003	Admin Asst I	SRNA	63	T	A	1.00	\$ 30,000	1.00	\$ 27,231
LTG100	12/6/2010	118004	Admin Asst I	SRNA	63	T	A	1.00	\$ 40,000	1.00	\$ 36,304
LTG100	5/18/2011	118002	Admin Asst I	SRNA	63	T	A	1.00	\$ 30,000	0.50	\$ 15,000
LTG100	6/30/2011	112916	Public Liaison	SRNA	73	T	A	1.00	\$ 67,000	0.75	\$ 50,247
LTG100	6/30/2011	118004	Admin Asst I	SRNA	63	T	A	1.00	\$ 40,000	1.00	\$ 31,667
Notes:	The Deputy Chief of Staff was initially placed in Position No. 112916 because no such position existed for LTG 100 in the prior administration										
	Another position was later redefined for a Deputy Chief of Staff through DHRD, and therefore, that employee vacated Position No. 112916 and assumed the new Position No.										
	Position No. 118004 was eliminated in the last legislative session.										

Department of Office of the Lieutenant Governor
New Hires

Table 13

<u>Prog ID/Org</u>	<u>New Hire Effective Date</u>	<u>Position Number</u>	<u>Position Title</u>	<u>SR Level</u>	<u>BU Code</u>	<u>T/P</u>	<u>MOF</u>	<u>Budgeted FTE</u>	<u>Budgeted Salary</u>	<u>Actual FTE</u>	<u>Actual Salary</u>
LTG100	7/1/2010	112912	Senior Advisor - Comm	SRNA	93	T	A	1.00	\$ 67,000	1.00	\$ 60,812
LTG100	12/6/2010	100300	Lieutenant Governor	SRNA	0	P	A	1.00	\$ 114,420	1.00	\$ 114,420
LTG100	12/6/2010	100455	Chief of Staff	SRNA	93	P	A	1.00	\$ 82,000	1.00	\$ 78,000
LTG100	12/6/2010	112916	Public Liaison	SRNA	73	T	A	1.00	\$ 67,000	0.75	\$ 50,247
LTG100	12/6/2010	101153	Admin Svcs Spclt	SRNA	73	T	A	1.00	\$ 45,000	1.00	\$ 42,750
LTG100	1/3/2011	112912	Senior Advisor	SRNA	93	T	A	1.00	\$ 82,000	1.00	\$ 78,000
LTG100	1/18/2011	118005	Dir HI Fair Share Initiative	SRNA	73	T	A	1.00	\$ 82,000	1.00	\$ 78,000
LTG100	1/19/2011	118002	Admin Asst I	SRNA	63	T	A	1.00	\$ 30,000	0.50	\$ 15,000
LTG100	1/24/2011	118001	Special Asst Policy	SRNA	63	T	A	1.00	\$ 57,000	1.00	\$ 54,150
LTG100	2/17/2011	118004	Admin Asst I	SRNA	63	T	A	1.00	\$ 40,000	1.00	\$ 31,667
LTG100	3/11/2011	118003	Dir Communications	SRNA	63	T	A	1.00	\$ 65,000	0.50	\$ 30,875
LTG100	7/1/2011	100144	Deputy Chief of Staff	SRNA	73	P	A	1.00	\$ 67,000	0.75	\$ 50,247
LTG100	7/1/2011	118002	Admin Asst I	SRNA	63	T	A	1.00	\$ 40,000	1.00	\$ 31,667
LTG100	10/3/2011	118006	Special Asst	SRNA	63	T	A	1.00	\$ 27	1.00	\$ 27
Notes:											
Position No. 118004 was eliminated in the last legislative session. The employee assigned to that ID was moved to another position (N											
The Deputy Chief of Staff moved from Position No. 112916 (Public Liaison) to Position No. 100144 when the latter was redefined as a Deputy Chief of Staff position.											
Position No. 118006 is paid hourly.											

Department of Office of the Lieutenant Governor
RIF Related Grievances

Table 14

<u>Prog ID/Org</u>	<u>Position Number</u>	<u>Position Title</u>	<u>SR Level</u>	<u>BU</u>	<u>T/P</u>	<u>MOF</u>	<u>FTE</u>	<u>RIF Date</u>	<u>Grievance Date</u>	<u>Current Status</u>
LTG100		None.								

Department of Office of the Lieutenant Governor
Expenditures Exceeding Appropriation Ceilings

Table 15

<u>Prog ID</u>	<u>MOF</u>	<u>Date of Increase</u>	<u>Appropriation Ceiling</u>	<u>Amount Exceeding Appropriation</u>	<u>Increase Percent</u>	<u>Reason for Exceeding Ceiling</u>	<u>Recurring (Y/N)</u>	<u>GF Impact (Y/N)</u>
						None.		

Department of Office of the Lieutenant Governor
Federal Grants

Table 16

<u>Prog ID</u>	<u>CFDA No.</u>	<u>Award Description</u>	<u>Awarding Federal Agency</u>	<u>Anticipated or Actual Date of Award</u>	<u>Anticipated or Actual Award Amount</u>	<u>State Fiscal Year</u>	<u>State Matching Requirement or Other Commitment (Describe)</u>	<u>Anticipated Reduction or Discontinuance (Y/N)</u>	<u>Comments</u>
LTG100									None.

Department of Office of the Lieutenant Governor
 Intradepartmental Transfer of Funds

Table 17

<u>Anticipated or Actual Date of Transfer</u>	<u>MOF</u>	<u>Amount of Transfer</u>	<u>From Prog ID</u>	<u>Percent of Imparting Program ID Appropriation</u>	<u>To Prog ID</u>	<u>Percent of Receiving Program ID Appropriation</u>	<u>Reason for Transfer</u>	<u>Recurring (Y/N)</u>
							None.	

Department of Office of the Lieutenant Governor
 Interdepartmental Transfer of Funds

Table 18

<u>Anticipated</u> <u>or Actual</u> <u>Date of</u> <u>Transfer</u>	<u>MOF</u>	<u>Amount of</u> <u>Transfer</u>	<u>From</u> <u>Prog ID</u>	<u>Percent of Imparting</u> <u>Program ID</u> <u>Appropriation</u>	<u>To</u> <u>Prog ID</u>	<u>Percent of Receiving</u> <u>Program ID</u> <u>Appropriation</u>	<u>Transfer</u> <u>Category</u> <u>LS/PR/O</u>	<u>Reason for Transfer (O - Other)</u>	<u>Recurring</u> <u>(Y/N)</u>
9/23/2011	A	\$ 16,284	LTG100	2.5%	BUF741	0.0%	LS	Funds for labor savings.	N

Department of Office of the Lieutenant Governor
Active Contracts

Table 19

<u>Prog ID</u>	<u>MOF</u>	<u>Amount</u>	<u>Frequency</u> <u>(M/A/O)</u>	<u>Max</u> <u>Value</u>	<u>Outstanding</u> <u>Balance</u>	<u>Date</u> <u>Executed</u>	<u>Term of Contract</u>		<u>Organization</u>	<u>Category</u> <u>G/S/E/L</u>	<u>Description</u>	<u>Explanation of</u> <u>How Contract is</u> <u>Monitored</u>	<u>POS</u> <u>Y/N</u>
							<u>From</u>	<u>To</u>					
LTG100											None.		

Department of Office of the Lieutenant Governor
CIP Summary

Table 20

<u>Priority</u>	<u>Project Title</u>	<u>FY13 \$\$\$</u>	<u>MOF</u>
None.			

Department of Office of the Lieutenant Governor
Division Resources

Table 21

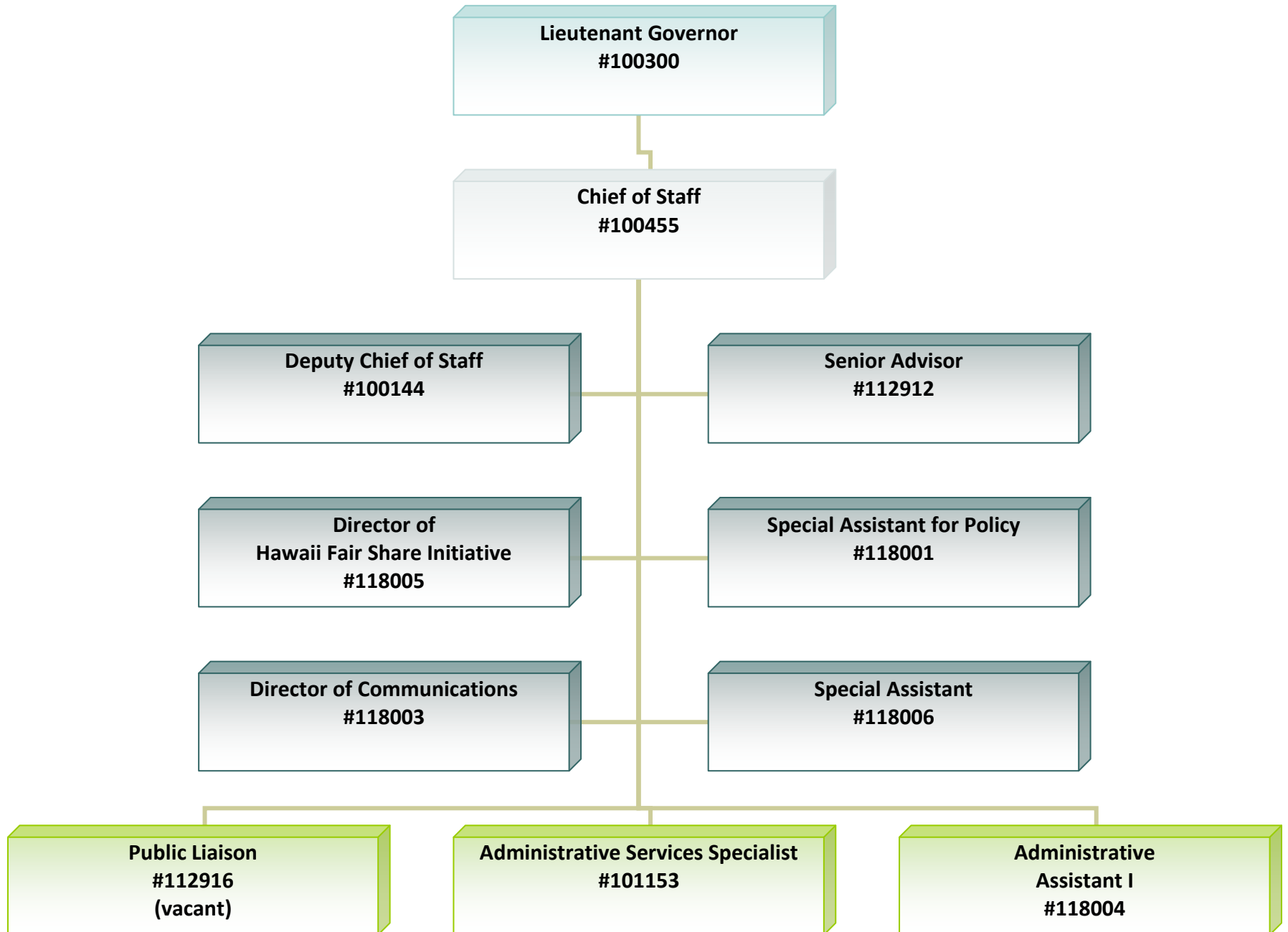
<u>Division</u>	<u>Associated Program IDs</u>					
None.						


Department of xxx
Organization Changes

Table 22

<u>Year of Change</u> FY12/FY13	<u>Page Number</u>	<u>Description of Change</u>
		Organizational Chart is attached.

OFFICE OF THE LIEUTENANT GOVERNOR
Organizational Chart
as of November 30, 2011





NEIL ABERCROMBIE
GOVERNOR

BRIAN SCHATZ
LIEUTENANT GOVERNOR

STATE OF HAWAII
OFFICE OF THE LIEUTENANT GOVERNOR
OFFICE OF INFORMATION PRACTICES

CHERYL KAKAZU PARK
DIRECTOR

NO. 1 CAPITOL DISTRICT BUILDING
250 SOUTH HOTEL STREET, SUITE 107
HONOLULU, HAWAII 96813
Telephone: (808) 586-1400 FAX: (808) 586-1412
E-MAIL: oip@hawaii.gov
www.hawaii.gov/oip

SENATE COMMITTEE ON WAYS AND MEANS
HOUSE COMMITTEE ON FINANCE

INFORMATIONAL BRIEFING TESTIMONY
FOR FISCAL BIENNIUM 2011-2013
BY CHERYL KAKAZU PARK, DIRECTOR
(Program ID LTG105IA)

January 5, 2012

Honorable Chairs Ige and Oshiro, and Members of the Committees:

I am Cheryl Kakazu Park, Director of the Office of Information Practices. I am here today to present OIP's informational budget briefing for the Fiscal Biennium 2011-2013.

Mission Statement

OIP's broad mission is to provide legal guidance and assistance to the public as well as to all state and county boards and agencies in the application of Hawaii's open government laws: (1) the Uniform Information Practices Act (Modified) ("UIPA"), HRS chapter 92F, providing public access to government records; and (2) the "Sunshine Law," HRS chapter 92, requiring open access to public meetings and decisionmaking.

OIP's duties include assisting the public in obtaining access to government records, unless withholding is allowed by law; assisting government agencies and boards in complying with the UIPA and Sunshine Law; providing formal and informal legal guidance under both laws to the public or to governmental entities; investigating and resolving complaints relating to the public's access to and participation in government board meetings under the Sunshine Law; ruling on appeals of denials of access to records under the UIPA as an alternative method to court appeal for members of the public; keeping government accountable to individuals in the collection, use and dissemination of information about them; providing education under both laws to inform the public of their rights and the procedures for exercising those rights; providing education and training to government boards and agencies regarding their responsibilities under, and compliance with, the Sunshine Law, the UIPA, and OIP's administrative rules.

Context

The current fiscal conditions had resulted in a delay in filling a staff attorney position within OIP until three months into this current fiscal year. Because a staff attorney position had been largely unfilled since FY 2008 due to budget restrictions, and in light of the previous furloughs, OIP has had difficulty reducing its backlog of approximately 90 cases.

Alternatives considered

OIP only receives general funds and is unable to shift costs to non-general funds.

Rather than eliminating programs, OIP has prioritized the use of its limited resources to provide assistance to the broadest range of individuals, boards, and agencies requesting OIP's services. OIP provides timely assistance primarily through its attorney of the day service, where a staff attorney will informally answer questions and provide general advice, usually on the same day of the inquiry. More time-consuming activities, such as investigations and opinions, are prioritized according to the date of the request, the complexity of the issues, and the time-sensitivity of the issues. Cases involving similar issues or parties may be clustered for resolution by the same staff attorney, and abbreviated legal opinions or correspondence may be issued where appropriate. Formal legal opinions are written to provide guidance on matters not previously addressed by OIP in a published opinion, and as OIP's staff resources allow.

OIP has also placed a greater emphasis on training government employees, officials, and attorneys in order to prevent problems from arising in the first place. OIP is using technology to efficiently leverage its limited resources and recently posted on its website three training videos to provide the same educational content that it formerly presented in person. The videos are now readily available 24/7 to all government agencies as well as members of the public, and they will reduce the need for OIP to provide this basic training in person, thus allowing OIP to focus on providing more specialized and advanced in-person training.

For example, OIP recently conducted in-person workshops on how to write meeting agendas and minutes, using participants' own materials, so as to make the learning experience much more relevant and valuable to them. Moreover, OIP conducted seminars using new courses that provided continuing legal education ("CLE") credits for attorneys, which were attended by over 265 government attorneys on Oahu, Maui, and the Big Island. OIP has thus effectively leveraged its 3.5 staff attorneys by training the key legal advisors to the hundreds of state and county government boards and agencies, who then assist OIP in obtaining proper and voluntary compliance with the open government laws. Notably, OIP has been able to provide neighbor island in-person training by partnering with other agencies or organizations to pay for OIP's travel costs. Additionally, OIP's free CLE courses are estimated to have saved the state and county agencies over \$26,000 in course fees that a private provider may have charged.

OIP has updated old materials and produced new written materials to provide legal and practical guidance on how to comply with the open government laws. By placing these materials on OIP's

website, printing costs have been nearly eliminated and the materials are more readily accessible.

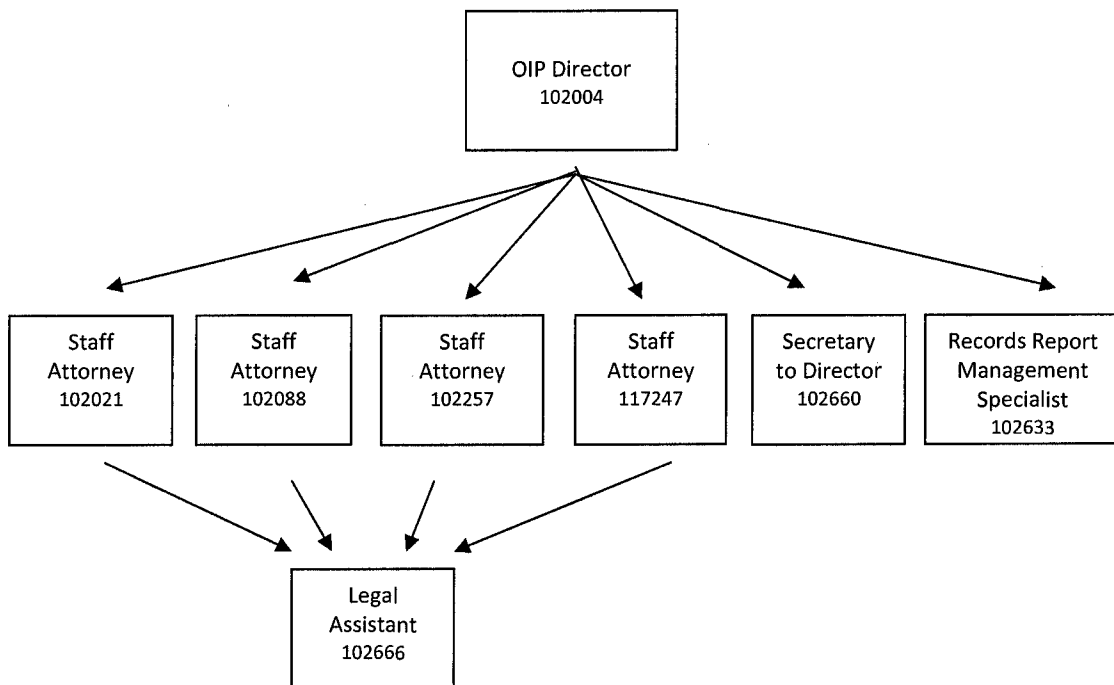
OIP has further increased its proactive efforts by regularly communicating with its users on open government developments and OIP's activities through weekly e-mails and occasional OpenLine newsletters that are electronically distributed. Additionally, OIP conducted an on-line survey to find out who its users are, what services they used and valued, and their level of satisfaction with OIP's services. OIP is pleased to announce that 94% of the respondents rated OIP's services as satisfactory or very satisfactory.

Tables 1-22.

Please see attached.

Organizational Chart

OIP is an attached agency to the Office of the Lieutenant Governor for administrative purposes only.



Department of Lieutenant Governor
Office of Information Practices
Department-Wide Budget Summary

Table 1

Fiscal Year 2012				
Act 164/11 Appropriation	Restriction	Emergency Appropriation	Total FY12	MOF
			\$ (11,273.00)	A
			\$ -	B
\$ 401,935.00	\$ -		\$ 390,662.00	N
			\$ -	R
*11,273 representing labor savings transferred to BUF741 in compliance with CB agreements and Section 96 of Act 164, SLH 2011, thereby reducing budget total to 390,662.			\$ -	S
			\$ -	T
			\$ -	U
			\$ -	V
			\$ -	W
			\$ -	X
\$ 401,935.00	\$ -	\$ -	\$ 390,662.00	Total
Fiscal Year 2013				
Act 164/11 Appropriation	Reductions	Additions	Total FY13	MOF
\$ 401,935.00	\$ (11,065.00)		\$ 390,870.00	A
			\$ -	B
			\$ -	N
			\$ -	R
			\$ -	S
			\$ -	T
			\$ -	U
			\$ -	V
			\$ -	W
			\$ -	X
\$ 401,935.00	\$ (11,065.00)	\$ -	\$ 390,870.00	Total

Department of Lieutenant Governor
Office of Information Practices
Prioritized List of Functions

Table 2

Pri #	Description of Function	Activities	Prog ID(s)	Statutory Reference
1	Administration of the State's Public Records Law, the Uniform Information Practices Act (Modified)	(1) Reviewing and ruling on appeals from an agency's denial of access; (2) rendering advisory opinions concerning the public's right to access records; (3) assisting the public in obtaining responses to record requests where an agency fails to respond to a request as required under the UIPA and associated administrative rules; (4) providing general legal guidance concerning access issues; (5) assisting agencies in complying with legal requirements; and (6) providing workshops and other educational training to agency personnel and the public.	LTG105IA	Chapter 92F, HRS
2	Administration of the State's Open Meetings Law (the Sunshine Law)	(1) Rendering advisory opinions concerning the public's right to participate in meetings of government boards; (2) investigating and resolving complaints concerning a board's noncompliance with the requirements of the Sunshine Law; (3) providing general guidance concerning open meetings issues; (4) assisting boards and agency staff in complying with legal requirements; and (5) providing workshops and other educational training to board members, board staff and the public.	LTG105IA	Part 1, Chapter 92, HRS
3	Administration of the State's Records Report System (RRS)	Assist agencies with meeting their annual statutory obligations in maintaining their reports; provide ongoing RRS workshops for city and state RRS coordinators; produce RRS instructional materials and perform other functions necessary to administer the RRS system.	LTG105IA	Section 92-F-18(b), HRS

Department of Lieutenant Governor
 Office of Information Practices
 Resources by Program ID

Table 3

Prog ID	Program Title	MOF	As budgeted in Act 164/11 (FY12)			Governor's Submittal (FY13)			Percent Change of \$\$\$
			Pos (P)	Pos (T)	\$\$\$	Pos (P)	Pos (T)	\$\$\$	
LTG105IA	Enforcement of Information Practices	A	5.00	2.50	\$ 401,935	5.00	2.50	\$ 390,870	-2.800%

Department of Lieutenant Governor
 Office of Information Practices
 Current Year (FY12) Restrictions

Table 4

<u>Prog ID</u>	<u>MOF</u>	<u>Restriction \$\$\$</u>	<u>Percent of Act 164/11</u> <u>Appropriation</u>	<u>Impact</u>
LTG105IA	A	None		

Department of Lieutenant Governor
Office of Information Practices
Proposed Budget Reductions

Table 5

<u>Request Category</u>	<u>Prog ID</u>	<u>Description of Reduction</u>	<u>Impact of Reduction</u>	<u>MOF</u>	<u>Pos (P) FY13</u>	<u>Pos (T) FY13</u>	<u>\$\$\$\$ FY13</u>	<u>Carry-over? (Y/N)</u>
LS	LTG105IA	Labor Savings pursuant to Section 96 of Act 164, SLH 2011	Payroll will be in the negative of approx \$2,600. A fund transfer from OIP's Other Current Expense Category to Personal Services will be required in order to meet payroll costs.	A	5.00	2.50	\$ (11,065)	N

Department of Lieutenant Governor
Office of Information Practices
Proposed Supplemental Year Additions

Table 6

<u>Request Category</u>	<u>Prog ID</u>	<u>Description of Addition</u>	<u>Explanation</u>	<u>MOE</u>	<u>Pos (P) FY13</u>	<u>Pos (T) FY13</u>	<u>\$\$\$ FY13</u>
	LTG1051A	N/A					

Department of Lieutenant Governor
 Office of Information Practices
 Non-General Fund Balances

Table 7

<u>Name of Fund</u>	<u>Statutory Reference</u>	<u>MOF</u>	<u>Beginning FY12 Unencumbered Cash Balance</u>	<u>Estimated FY12 Revenues</u>	<u>Estimated FY12 Expenditures and Encumbrances</u>	<u>Estimated FY12 Net Transfers</u>	<u>Estimated FY12 Ending Unencumbered Cash Balance</u>	<u>Balance in Excess of Program Needs</u>
N/A								

Department of Lieutenant Governor
 Office of Information Practices
 Emergency Appropriation Requests

Table 8

<u>Prog ID</u>	<u>Description of Request</u>	<u>MOF</u>	<u>Pos (P) FY12</u>	<u>Pos (T) FY12</u>	<u>\$\$\$ FY12</u>
LTG105IA	N/A				

Department of Lieutenant Governor
Office of Information Practices
Budget Decisions

Table 9

Prog ID	Description	MOF	Initial Department Request			Budget and Finance Recommendation			Governor's Decision		
			Pos (P)	Pos (T)	\$\$\$	Pos (P)	Pos (T)	\$\$\$	Pos (P)	Pos (T)	\$\$\$
LTG105IA	*Labor Savings Reduction	A			(11,065.00)			(11,065.00)			(11,065.00)
	*Reduction is pursuant to collective bargaining agreements and Section 96 of Act 164, SLH 2011.										

Department of Lieutenant Governor
Office of Information Practices
Program Review Proposals

Table 10

Prog ID	Description	MOF	Budget and Finance Proposal			Department Proposal			Governor's Final Decision		
			Pos (P)	Pos (T)	\$\$\$	Pos (P)	Pos (T)	\$\$\$	Pos (P)	Pos (T)	\$\$\$
LTG105IA	Fill (*previously) vacant 1.0 FTE staff attorney position at .50 FTE or substantially delay filling position.	A			\$ (19,387.00)						
*The Governor did not agree to OIP's proposed reduction of \$19,387. Therefore, OIP filled this staff attorney position at 1.0 FTE in October 2011 and can no longer absorb the \$19,387 reduction.											

Department of Lieutenant Governor
Office of Information Practices
Position Vacant as of November 30

Table 11

<u>Prog ID</u>	<u>Date of Vacancy</u>	<u>Position Number</u>	<u>Position Title</u>	<u>SR Level</u>	<u>BU Code</u>	<u>Temp Perm (T/P)</u>	<u>FTE</u>	<u>MOF</u>	<u>Budgeted Amount</u>	<u>Actual Salary Last Paid</u>	<u>Exempt (Y/N)</u>	<u>Authority to Hire (Y/N)</u>	<u>Occupied by 89 Day Hire (Y/N)</u>
LTG105IA	N/A												

Department of Lieutenant Governor
Office of Information Practices
Personnel Separations (7/1/10-11/30/11)

Table 12

<u>Prog ID/Org</u>	<u>Position Number</u>	<u>Position Title</u>	<u>SR Level</u>	<u>BU Code</u>	<u>T/P</u>	<u>MOF</u>	<u>Budgeted FTE</u>	<u>Budgeted Salary</u>	<u>Actual FTE</u>	<u>Actual Salary</u>
LTG105IA	102257	Staff Attorney	N/A	73	T	A	1.00	\$ 56,160	1.00	\$ 50,976
LTG105IA	102004	Acting OIP Director	N/A	93	P	A	1.00	\$ 87,960	1.00	\$ 63,876

Department of Lieutenant Governor
Office of Information Practices
New Hires (7/1/10 - 11/30/11)

Table 13

<u>Prog ID/Org</u>	<u>New Hire Effective Date</u>	<u>Position Number</u>	<u>Position Title</u>	<u>SR Level</u>	<u>BU Code</u>	<u>T/P</u>	<u>MOF</u>	<u>Budgeted FTE</u>	<u>Budgeted Salary</u>	<u>Actual FTE</u>	<u>Actual Salary</u>
LTG105IA	3/1/2011	102257	Staff Attorney	N/A	73	T	A	1.00	\$ 56,160	1.00	\$ 53,352
LTG105IA	4/1/2011	102004	OIP Director	N/A	93	P	A	1.00	\$ 95,844	1.00	\$ 91,052
LTG105IA	10/25/2011	102088	Staff Attorney	N/A	73	T	A	1.00	\$ 53,000	1.00	\$ 50,350

Department of Lieutenant Governor
Office of Information Practices
RIF Related Grievances

Table 14

<u>Prog ID/Org</u>	<u>Position Number</u>	<u>Position Title</u>	<u>SR Level</u>	<u>BU</u>	<u>T/P</u>	<u>MOF</u>	<u>FTE</u>	<u>RIF Date</u>	<u>Grievance Date</u>	<u>Current Status</u>
LTG105IA	N/A									

Department of Lieutenant Governor
Office of Information Practices
Expenditures Exceeding Appropriation Ceilings

Table 15

<u>Prog ID</u>	<u>MOF</u>	<u>Date of Increase</u>	<u>Appropriation Ceiling</u>	<u>Amount Exceeding Appropriation</u>	<u>Increase Percent</u>	<u>Reason for Exceeding Ceiling</u>	<u>Recurring (Y/N)</u>	<u>GF Impact (Y/N)</u>
LTG105IA	A	N/A						

Department of Lieutenant Governor
Office of Information Practices
Federal Grants

Table 16

<u>Prog ID</u>	<u>CFDA No.</u>	<u>Award Description</u>	<u>Awarding Federal Agency</u>	<u>Anticipated or Actual Date of Award</u>	<u>Anticipated or Actual Award Amount</u>	<u>State Fiscal Year</u>	<u>State Matching Requirement or Other Commitment (Describe)</u>	<u>Anticipated Reduction or Discontinuation (Y/N)</u>	<u>Comments</u>
LTG105IA	N/A								

Department of Lieutenant Governor
Office of Information Practices
Intradepartmental Transfer of Funds

Table 17

<u>Anticipated or Actual Date of Transfer</u>	<u>MOF</u>	<u>Amount of Transfer</u>	<u>From Prog ID</u>	<u>Percent of Imparting Program ID Appropriation</u>	<u>To Prog ID</u>	<u>Percent of Receiving Program ID Appropriation</u>	<u>Reason for Transfer</u>	<u>Recurring (Y/N)</u>
N/A								

Department of Lieutenant Governor
Office of Information Practices
Interdepartmental Transfer of Funds

Table 18

<u>Anticipated or Actual Date of Transfer</u>	<u>MOF</u>	<u>Amount of Transfer</u>	<u>From Prog ID</u>	<u>Percent of Imparting Program ID Appropriation</u>	<u>To Prog ID</u>	<u>Percent of Receiving Program ID Appropriation</u>	<u>Transfer Category LS/PR/O</u>	<u>Reason for Transfer (O - Other)</u>	<u>Recurring (Y/N)</u>
9/23/2011	A	\$ 11,273	LTG105IA	-2.8%	BUF741	0.6%	LS	Transfer necessary to comply with collective bargaining agreements and Section 96 of Act 164, SLH 2011.	N

Department of Lieutenant Governor
Office of Information Practices
Active Contracts

Table 19

<u>Prog ID</u>	<u>MOF</u>	<u>Amount</u>	<u>Frequency</u> <u>(M/A/O)</u>	<u>Max</u> <u>Value</u>	<u>Outstanding</u> <u>Balance</u>	<u>Date</u> <u>Executed</u>	<u>Term of Contract</u>		<u>Organization</u>	<u>Category</u> <u>G/S/E/L</u>	<u>Description</u>	<u>Explanation of</u> <u>How Contract is</u> <u>Monitored</u>	<u>POS</u>
							<u>From</u>	<u>To</u>					<u>Y/N</u>
LTG105IA	A	N/A											

Department of Lieutenant Governor
Office of Information Practices
CIP Summary

Table 20

Priority	Project Title	FY13 \$\$\$	MOF
	N/A		

Department of Lieutenant Governor
 Office of Information Practices
 Division Resources

Table 21

<u>Division</u>	<u>Associated Program IDs</u>				
Office of the Lieutenant Governor			LTG100		
*Office of Information Practices			LTG105		
*Attached only for administrative purposes.					

Department of Lieutenant Governor
Office of Information Practices
Organization Changes

Table 22

<u>Year of Change</u> FY12/FY13	<u>Page Number</u>	<u>Description of Change</u>
		N/A