



State of Hawaii  
DEPARTMENT OF AGRICULTURE  
1428 South King Street  
Honolulu, Hawaii 96814-2512  
Phone: (808) 973-9600 Fax: (808) 973-9613

TESTIMONY OF RUSSELL S. KOKUBUN  
INTERIM CHAIRPERSON, BOARD OF AGRICULTURE

BEFORE THE SENATE COMMITTEE ON WAYS AND MEANS  
WEDNESDAY, JANUARY 12, 2011  
9:00 A.M.

DEPARTMENT OF AGRICULTURE  
FISCAL BIENNIUM 2011-2013 BUDGET BRIEFING

**Mission Statement**

To re-establish agriculture as essential to the well-being of our island society by rejuvenating the economy, protecting important resources, and gaining greater self-sufficiency in food production and alternative energy development.

**Economic Impact**

The Department of Agriculture has many varied responsibilities including establishing and maintaining irrigation systems, managing agricultural lands, marketing and business development, preventing the entry of invasive species into the state, pest and disease control and eradication, maintaining healthy livestock industries, rabies prevention, and food safety and quality assurance programs. The key to carrying out these varied responsibilities is the dedicated staff of the department.

The current fiscal and economic conditions have necessitated a re-evaluation of the core functions of the department and how they are carried out. Recent reductions in the general fund budget allow the department to only carry out the highest priority functions. Every attempt has been made to minimize the impact on the industry and the general public but due to the severity of the budget cuts and lay-offs in addition to the state worker furloughs, slow-downs in service and discontinuation of certain functions have been unavoidable. For example, since the RIF and furloughs, pest interception rates at the Honolulu ports have dropped approximately 75%, the Commodities branch has stopped activities such as labeling and grade enforcement to focus on revenue generating activities, and routine functions such as vendor payments have slowed to the point where some vendors have warned that they may discontinue service to our programs.

Departmental programs continue to closely monitor expenditures for items such as travel, utilities, fuel and supplies. Programs are encouraged to take the necessary steps

to conserve energy such as limiting the use of air conditioning and turning off lights and equipment while not in use. Equipment, motor vehicle replacement, and repair and maintenance of facilities are being deferred but must be balanced with employees being able to perform their duties, and consideration for employee and public safety. When allowed in appropriate agreements, federal funds are used to replace equipment and motor vehicles.

Although the economic condition of the past few years has affected the department deeply, we will continue to move forward to aid the agriculture and aquaculture industries in becoming an integral part of the State's economic recovery by starting the process of decreasing reliance on imported food and facilitating the export market. Also important will be increasing the self-sufficiency of the State by taking steps to ensure food security and to develop alternative energy opportunities. These efforts will be supported by continuing to repair and expand irrigation systems to provide reliable sources of water and preserving and utilizing agricultural lands, further enhancing biosecurity efforts to reduce the risk of invasive species entering Hawaii, and developing new markets for our products.

### **Alternatives Considered**

#### **Generating Additional Revenue for the State**

The majority of departmental programs are either partially or fully funded by non-general funds. In addition, departmental programs generated approximately \$891,000 for the general fund through licenses, fees and fines in FY 10. Departmental programs actively pursue federal funds through applying for grants and entering into cooperative agreements. In order to leverage state funds, important federal partnerships with various US Department of Agriculture agencies such as the Animal and Plant Health Inspection Service, Rural Development program, Farm Service Agency, Natural Resource Conservation Service, Sustainable Agriculture Research and Education program and the Department of Interior- Bureau of Reclamation will be fostered. Relationships with state organizations such as UH-CTHAR, UH-Cooperative Extension Services, UH-Sea Grant College and the Pacific Basin Agricultural Research Center will also be sustained.

#### **Shifting General Funded Operations to Non-General Funds**

Since FY 2010, 58.30 positions have been shifted from general to non-general funds. The majority of these changes have involved placing Plant Quarantine Inspector positions on to the Pest Inspection, Quarantine and Eradication special fund. Further shift of personnel and other operating costs from general to non-general funds are limited by the revenues coming into these special funds and the allowable uses of the funds.

#### **Outsourcing Activities Performed by Eliminated Personnel**

No functions were privatized due to the reduction in force.

## **Consolidation or Elimination of Programs Within the Department**

The reduction-in-force has resulted in the downsizing of all general funded programs and the elimination of the Market Analysis and News and the Hawaii Agricultural Statistics branches. The Aquaculture Development Program has been reduced to two employees which has necessitated the reduction of certain services to the industry and the utilization of laboratory staff in the Animal Industry Division for aquatic disease diagnostic services. Through the understanding and wisdom of the 2010 Legislature in determining the maintenance of critical services, several positions in various programs were restored; however, the restored positions remain vacant due to the constraints imposed by the previous administration. The department will make every attempt to adhere to the policy direction developed by the legislature to restore capacity to perform essential functions.

Department of Agriculture  
Department-wide Budget Summary

Table 1

Fiscal Year (FY) 2011				
Act 180/10 Appropriation (a)	Restriction (b)	Emergency Appropriation (c)	Total FY11 (d)	MOF
\$ 9,267,118.00			\$ 9,267,118.00	A
\$ 16,618,193.00			\$ 16,618,193.00	B
\$ 1,967,580.00			\$ 1,967,580.00	N
\$ 812,962.00			\$ 812,962.00	T
\$ 1,441,619.00			\$ 1,441,619.00	U
			\$ -	V
\$ 11,398,362.00			\$ 11,398,362.00	W
			\$ -	X
\$ 41,505,834.00	\$ -	\$ -	\$ 41,505,834.00	Total
Fiscal Year (FY) 2012				
Act 180/10 Appropriation (a)	Reductions (b)	Additions (c)	Total FY12 (d)	MOF
\$ 9,267,118.00	\$ (516,000.00)	\$ 792,002.00	\$ 9,543,120.00	A
\$ 16,618,193.00		\$ 979,366.00	\$ 17,597,559.00	B
\$ 1,967,580.00	\$ (65,000.00)	\$ 11,940.00	\$ 1,914,520.00	N
\$ 812,962.00			\$ 812,962.00	T
\$ 1,441,619.00		\$ 61,396.00	\$ 1,503,015.00	U
			\$ -	V
\$ 11,398,362.00		\$ 142,601.00	\$ 11,540,963.00	W
			\$ -	X
\$ 41,505,834.00	\$ (581,000.00)	\$ 1,987,305.00	\$ 42,912,139.00	Total
Fiscal Year (FY) 2013				
Act 180/10 Appropriation (a)	Reductions (b)	Additions (c)	Total FY13 (d)	MOF
\$ 9,267,118.00	\$ (516,000.00)	\$ 792,002.00	\$ 9,543,120.00	A
\$ 16,618,193.00		\$ 979,366.00	\$ 17,597,559.00	B
\$ 1,967,580.00	\$ (65,000.00)	\$ 11,940.00	\$ 1,914,520.00	N
\$ 812,962.00			\$ 812,962.00	T
\$ 1,441,619.00		\$ 61,396.00	\$ 1,503,015.00	U
			\$ -	V
\$ 11,398,362.00		\$ 142,601.00	\$ 11,540,963.00	W
			\$ -	X
\$ 41,505,834.00	\$ (581,000.00)	\$ 1,987,305.00	\$ 42,912,139.00	Total

Department of Agriculture  
Priority List of Functions

Table 2

Pri #	Description of Function	Activities	Prog ID(s)	Statutory Reference
1	Reviews and develops agricultural goals and objectives compatible with statewide expansion, improving self-sufficiency in food production and diversification of Hawaii's agricultural base to better serve the community and the industry. Provide department-wide administrative support.	Plan, direct, coordinate and manage activities of the department; Improve the provision of fiscal, personnel management, computer services, budget and management and property management services for the department.	AGR 192	Ch 226-7 HRS
2	Prevents the introduction of plant pests and diseases, provides certification services to facilitate the export of certain plant materials, controls and eradicates insects and noxious weeds, and controls the distribution and usage of pesticides.	Inspection for alien species; surveillance and control of plant pests and plant pathogens; license and classify pesticide products; test competency of pesticide applicators; enforce pesticide requirements; conduct chemical analysis of samples	AGR 122, AGR 846	Ch 141-3,141-3.5, 141-3.6, 149A-152 HRS
3	Carries out programs to conserve, develop, and utilize the agricultural resources and infrastructure of the State; facilitates diversified farming and enforces and formulates and enforces laws, rules, and regulations to efficiently manage these resources.	Manage, operate and develop state agricultural land and irrigation systems; implement design and construction of capital improvement projects to improve access to agricultural lands and irrigation systems and to develop processing facilities to enhance marketability of commodities	AGR 141, AGR 161	Ch 166-168, 171 HRS
4	Administers the agricultural and aquacultural loan programs	Provide agricultural and aquacultural loans to encourage such activities; assist farmers and aquaculturists in securing credit from private lenders; provide loans during emergencies or natural disasters; service and counsel existing and prospective borrowers	AGR 101	Ch 155 HRS
5	Collects and disseminates statistical data on agricultural production, supports marketing and research on various agricultural commodities.	Facilitate export of agricultural products; assist agricultural and food manufacturing industries to maintain viability; conduct business feasibility analysis and research; develop market information and growth potentials for specific agricultural and food manufacturing industries; meet with individuals and industry groups to discuss implement, coordinate and improve State programs	AGR 171	Ch 141, 148
6	Establishes and enforces grade standards for agricultural commodities producers in the State in cooperation with the industry, and to achieve stability within various commodity sectors like milk, coffee, eggs, papaya; implement food safety certification program.	Administer and conduct fee for service inspection, certification and audits, label enforcement and licensing of dealers relating to agricultural commodities; review and adjust producer production quotas and price of milk; implement proces to certify that farms are food safe.	AGR 151	Ch 144-147, 157 HRS

Department of Agriculture  
Priority List of Functions

Table 2

Pri #	Description of Function	Activities	Prog ID(s)	Statutory Reference
7	Administers the state animal health programs and aquaculture development program	Regulate animal importation; inspection and quarantine of dogs and cats; prevent the introduction of economically important livestock and poultry diseases and pests and agents with public health impact; maintain animal disease control programs with public health impact; maintain disease-free statuses of economically important livestock diseases under Federal-State Control and eradication programs; Emergency preparedness activities related to highly contagious livestock and poultry diseases or natural disasters; aquatic health management, aquaculture promotion and development	AGR 132, AGR 131, AGR 153	Ch 142-143 HRS, Ch 141-2.5 HRS
8	Maintains official State primary measurement standards; ensures accuracy of commercial measuring devices	Inspect weight, volume and linear measuring devices; calibrate measurement standards; test fuel for octane content; inspect consumer packages for content; inspect consumer products for price verification; license weighmasters and service agencies	AGR 812	Ch 486 HRS

Department of Agriculture  
Resources by Program ID

Table 3

Prog ID/Org	Program Title	As budgeted in Act 180/10 (FY11)			Governor's Submittal (FY12)			Governor's Submittal (FY13)			MOF
		Pos (P)	Pos (T)	\$\$\$	Pos (P)	Pos (T)	\$\$\$	Pos (P)	Pos (T)	\$\$\$	
AGR 101 GA	Financial Assistance for Agriculture	9.00		\$ 1,050,457.00	9.00		\$ 1,089,967.00	9.00		\$ 1,089,967.00	B
				\$ 5,000,000.00			\$ 5,000,000.00			\$ 5,000,000.00	W
AGR 122 EA	Plant Industry Division Admin	1.00		\$ 120,494.00	1.00		\$ 130,814.00	1.00		\$ 130,814.00	A
AGR 122 EB	Plant Quarantine	43.00		\$ 2,430,490.00	33.00		\$ 2,120,694.00	33.00		\$ 2,120,694.00	A
		50.00	2.00	\$ 9,843,390.00	62.00	1.00	\$ 10,515,874.00	62.00	1.00	\$ 10,515,874.00	B
		9.00	11.00	\$ 995,284.00	9.00	11.00	\$ 1,029,791.00	9.00	11.00	\$ 1,029,791.00	U
			5.00	\$ 343,423.00		5.00	\$ 343,423.00		5.00	\$ 343,423.00	N
				\$ 512,962.00			\$ 512,962.00			\$ 512,962.00	T
				\$ 50,360.00			\$ 50,360.00			\$ 50,360.00	W
AGR 122 EC	Plant Pest Control- Bio Control	13.50		\$ 773,561.00	11.50		\$ 740,774.00	11.50		\$ 740,774.00	A
			5.00	\$ 466,033.00		5.00	\$ 407,460.00		5.00	\$ 407,460.00	N
AGR 122 ED	Plant Pest Control- Chem/Mech	4.50		\$ 312,085.00	4.50		\$ 349,138.00	4.50		\$ 349,138.00	A
				\$ 2,500.00			\$ 2,500.00			\$ 2,500.00	N
AGR 131 DB	Rabies Quarantine	36.32	1.25	\$ 3,160,284.00	36.32	1.25	\$ 3,281,623.00	36.32	1.25	\$ 3,281,623.00	B
AGR 132 DA	Animal Industry Division Admin	2.15		\$ 138,347.00	2.15		\$ 148,310.00	2.15		\$ 148,310.00	A
AGR 132 DC	Livestock Disease Control	7.02		\$ 439,654.00	7.02		\$ 474,527.00	7.02		\$ 474,527.00	A
			8.00	\$ 446,335.00		8.00	\$ 473,224.00		8.00	\$ 473,224.00	U
			1.00	\$ 274,865.00		1.00	\$ 278,288.00		1.00	\$ 278,288.00	N
AGR 132 DD	Veterinary Laboratory	4.51		\$ 330,107.00	4.51		\$ 348,863.00	4.51		\$ 348,863.00	A
			1.00	\$ 97,140.00		1.00	\$ 99,230.00		1.00	\$ 99,230.00	N
AGR 141 HA	Agricultural Resource Mgt	1.00		\$ 445,055.00	1.00		\$ 450,534.00	1.00		\$ 450,534.00	A
		9.00	0.50	\$ 1,784,086.00	9.00	2.50	\$ 1,925,210.00	9.00	2.50	\$ 1,925,210.00	B
		13.00	0.50	\$ 1,443,830.00	13.00	0.50	\$ 1,488,383.00	13.00	0.50	\$ 1,488,383.00	W
AGR 151 BB	Commodities	14.00		\$ 864,816.00	14.00		\$ 957,541.00	14.00		\$ 957,541.00	A
				\$ 77,424.00			\$ 77,424.00			\$ 77,424.00	N
				\$ 100,000.00			\$ 100,000.00			\$ 100,000.00	T
			10.00	\$ 481,930.00		10.00	\$ 502,553.00		10.00	\$ 502,553.00	W
AGR 151 BF	Milk Control	1.00		\$ 199,976.00	1.00		\$ 204,885.00	1.00		\$ 204,885.00	B
				\$ 200,000.00			\$ 200,000.00			\$ 200,000.00	T
AGR 151 BG	Quality Assurance Division Admin	2.00		\$ 123,604.00	2.00		\$ 135,705.00	2.00		\$ 135,705.00	A
AGR 153 CD	Aquaculture Development Program	4.00		\$ 295,610.00	4.00		\$ 310,405.00	4.00		\$ 310,405.00	A
				\$ 60,000.00			\$ 60,000.00			\$ 60,000.00	B
				\$ 46,134.00			\$ 46,134.00			\$ 46,134.00	N
AGR 161 KA	Agribusiness Development Corp.			\$ 50,601.00			\$ 50,601.00			\$ 50,601.00	A
				\$ 500,000.00			\$ 500,000.00			\$ 500,000.00	B
			4.00	\$ 2,093,406.00		4.00	\$ 2,122,609.00		4.00	\$ 2,122,609.00	W
AGR 161 KC	Waiahole Water System		6.00	\$ 1,251,112.00		6.00	\$ 1,275,082.00		6.00	\$ 1,275,082.00	W
AGR 171 BA	Agricultural Development Div Admin	2.00		\$ 156,736.00	2.00		\$ 162,663.00	2.00		\$ 162,663.00	A
				\$ 109,500.00			\$ 109,500.00			\$ 109,500.00	N
AGR 171 BC	Hawaii Agricultural Statistics	3.00		\$ 153,012.00	3.00		\$ 160,012.00	3.00		\$ 160,012.00	A

Department of Agriculture  
Resources by Program ID

Table 3

Prog ID/Org	Program Title	As budgeted in Act 180/10 (FY11)			Governor's Submittal (FY12)			Governor's Submittal (FY13)			MOF
		Pos (P)	Pos (T)	\$\$\$	Pos (P)	Pos (T)	\$\$\$	Pos (P)	Pos (T)	\$\$\$	
AGR 171 BD	Market Analysis and News	3.00		\$ 129,168.00	3.00		\$ 149,668.00	3.00		\$ 149,668.00	A
				\$ 75,000.00			\$ 75,000.00			\$ 75,000.00	N
AGR 171 BE	Market Development	4.00		\$ 525,788.00	4.00		\$ 522,840.00	4.00		\$ 522,840.00	A
				\$ 20,000.00			\$ 20,000.00			\$ 20,000.00	B
AGR 192 AA	General Administration for Agric.	20.00		\$ 1,187,395.00	20.00		\$ 1,448,696.00	20.00		\$ 1,448,696.00	A
AGR 812 CA	Measurement Standards	7.00		\$ 327,288.00	7.00		\$ 384,525.00	7.00		\$ 384,525.00	A
AGR 846 EE	Pesticides	8.00		\$ 463,307.00	8.00		\$ 496,810.00	8.00		\$ 496,810.00	A
		2.00	2.00	\$ 475,561.00	2.00	2.00	\$ 475,561.00	2.00	2.00	\$ 475,561.00	N
		8.00		\$ 1,077,724.00	8.00		\$ 1,101,976.00	8.00		\$ 1,101,976.00	W
	DEPT ALL	143.68	-	9,267,118.00	131.68	-	9,543,120.00	131.68	-	9,543,120.00	A
		105.32	3.75	16,618,193.00	117.32	4.75	17,597,559.00	117.32	4.75	17,597,559.00	B
		2.00	14.00	1,967,580.00	2.00	14.00	1,914,520.00	2.00	14.00	1,914,520.00	N
		-	-	812,962.00	-	-	812,962.00	-	-	812,962.00	T
		9.00	19.00	1,441,619.00	9.00	19.00	1,503,015.00	9.00	19.00	1,503,015.00	U
		21.00	20.50	11,398,362.00	21.00	20.50	11,540,963.00	21.00	20.50	11,540,963.00	W
		281.00	57.25	41,505,834.00	281.00	58.25	42,912,139.00	281.00	58.25	42,912,139.00	ALL



Department of Agriculture  
Current Year (FY11) Restrictions

Table 4

<u>Prog ID</u>	<u>Restriction \$\$\$</u>	<u>Impact</u>	<u>MOF</u>
NONE			

Department of Agriculture  
Proposed FY12 and FY13 Reductions

Table 5

Description of Reduction	Impact of Reduction	Prog ID	Pos (P)	Pos (T)	\$\$\$ FY12	Pos (P)	Pos (T)	\$\$\$ FY13	MOF	Carry-over? (Y/N)
			FY12	FY12		FY13	FY13			
Reduce Federal Fund Ceiling	None	AGR 122			\$ 65,000			\$ 65,000	N	Y

Department of Agriculture  
Proposed FY12 and FY13 Additions

Table 6

<u>Type</u> (FE / HS/ O)	<u>Description of Addition</u>	<u>Prog ID</u>	<u>Pos (P)</u> FY12	<u>Pos (T)</u> FY12	<u>\$\$\$ FY12</u>	<u>Pos (P)</u> FY13	<u>Pos (T)</u> FY13	<u>\$\$\$ FY13</u>	<u>MOF</u>
O	Restore furlough savings	AGR 101			\$ 39,510.00			\$ 39,510.00	B
O	Restore furlough savings	AGR 122			\$ 187,738.00			\$ 187,738.00	A
O	Restore furlough savings	AGR 122			\$ 57,084.00			\$ 57,084.00	B
O	Restore furlough savings	AGR 122			\$ 6,427.00			\$ 6,427.00	N
O	Restore furlough savings	AGR 122			\$ 23,643.00			\$ 23,643.00	U
O	Eliminate turnover savings adjustments	AGR 122			\$ 8,568.00			\$ 8,568.00	A
O	Personnel cost adjustments	AGR 122			\$ 14,484.00			\$ 14,484.00	A
O	Overtime	AGR 122			\$ 10,000.00			\$ 10,000.00	A
O	Personnel cost adjustments	AGR 122			\$ 10,864.00			\$ 10,864.00	U
O	Restore furlough savings	AGR 131			\$ 121,339.00			\$ 121,339.00	B
O	Restore furlough savings	AGR 132			\$ 50,678.00			\$ 50,678.00	A
O	Restore furlough savings	AGR 132			\$ 5,513.00			\$ 5,513.00	N
O	Restore furlough savings	AGR 132			\$ 26,889.00			\$ 26,889.00	U
O	Personnel cost adjustments	AGR 132			\$ 12,914.00			\$ 12,914.00	A
O	Restore furlough savings	AGR 141			\$ 34,124.00			\$ 34,124.00	B
O	Restore furlough savings	AGR 141			\$ 44,553.00			\$ 44,553.00	W
O	Salary Differential	AGR 141			\$ 5,479.00			\$ 5,479.00	A
O	Restore furlough savings	AGR 151			\$ 62,059.00			\$ 62,059.00	A
O	Restore furlough savings	AGR 151			\$ 4,909.00			\$ 4,909.00	B
O	Restore furlough savings	AGR 151			\$ 19,708.00			\$ 19,708.00	W
O	Personnel cost adjustments	AGR 151			\$ 1,524.00			\$ 1,524.00	A
O	Eliminate turnover savings adjustments	AGR 151			\$ 1,243.00			\$ 1,243.00	A
O	Overtime	AGR 151			\$ 40,000.00			\$ 40,000.00	A
O	Personnel cost adjustments	AGR 151			\$ 915.00			\$ 915.00	W
O	Restore furlough savings	AGR 153			\$ 14,795.00			\$ 14,795.00	A
O	Restore furlough savings	AGR 161			\$ 47,117.00			\$ 47,117.00	W
O	Personnel cost adjustments	AGR 161			\$ 6,056.00			\$ 6,056.00	W
O	Restore furlough savings	AGR 171			\$ 30,479.00			\$ 30,479.00	A
O	Restore furlough savings	AGR 192			\$ 90,445.00			\$ 90,445.00	A
O	Personnel cost adjustments	AGR 192			\$ 170,856.00			\$ 170,856.00	A
O	Restore furlough savings	AGR 812			\$ 22,173.00			\$ 22,173.00	A
O	Personnel cost adjustments	AGR 812			\$ 35,064.00			\$ 35,064.00	A
O	Restore furlough savings	AGR 846			\$ 33,503.00			\$ 33,503.00	A

Department of Agriculture  
Proposed FY12 and FY13 Additions

Table 6

<u>Type</u> <u>(FE / HS/ O)</u>	<u>Description of Addition</u>	<u>Prog ID</u>	<u>Pos (P)</u> <u>FY12</u>	<u>Pos (T)</u> <u>FY12</u>	<u>\$\$\$ FY12</u>	<u>Pos (P)</u> <u>FY13</u>	<u>Pos (T)</u> <u>FY13</u>	<u>\$\$\$ FY13</u>	<u>MOF</u>
O	Restore furlough savings	AGR 846			\$ 24,252.00			\$ 24,252.00	W
				A	\$ 792,002.00			\$ 792,002.00	
				B	\$ 256,966.00			\$ 256,966.00	
				N	\$ 11,940.00			\$ 11,940.00	
				U	\$ 61,396.00			\$ 61,396.00	
				W	\$ 142,601.00			\$ 142,601.00	

Department of Agriculture  
Operating Budget Requests to the New Administration

Table 7

<u>Description of Addition</u>	<u>Prog ID</u>	<u>Pos (P)</u>	<u>Pos (T)</u>	<u>\$\$\$</u>	<u>Pos (P)</u>	<u>Pos (T)</u>	<u>\$\$\$</u>	<u>MOF</u>
		<u>FY12</u>	<u>FY12</u>	<u>FY12</u>	<u>FY13</u>	<u>FY13</u>	<u>FY13</u>	
Increase General Fund Supplement to Irrigation System Revolving Fund	AGR 141 HA			93,280			93,280	A
Increase Revolving Fund Ceiling for Vehicle Replacement	AGR 161 KC			54,680			54,680	W
Establish Planner VI Position	AGR 192 AA	1.00		75,960	1.00		75,960	A
Increase Revolving Fund Ceiling for Purchase of Backhoe	AGR 141 HA			60,000			60,000	W

Department of Agriculture  
Non-general funds (excluding Federal Funds)

Table 8

Name of Fund	Unencumbered Cash Balance*	MOF	Statutory Reference
Agricultural Loan Reserve Fund	\$ 2,571,882	B	Ch 155-14, HRS
Non Agricultural Park Lands Special Fund	\$ 506,639	B	Ch 166E-7, HRS
Seal of Quality Special Fund	\$ 39,521	B	Ch 148-67, HRS
Aquaculture Loan Reserve Fund	\$ 416,317	B	Ch 219-4, HRS
Milk Control Special Fund	\$ 536,644	B	Ch 157-29, HRS
Agricultural Park Special Fund	\$ 1,282,418	B	Ch 166-10, HRS
Animal Quarantine Special Fund	\$ 1,236,895	B	Ch-142-28, HRS
Agricultural Park Special Fund Escrow Account	\$ 120,753	B	Ch 166-10, HRS
Pest Inspection Quarantine and Eradication Fund	\$ 3,370,387	B	Ch 150A-5.3, HRS
Agricultural Development and Food Security Fund	\$ 1,087,119	B	Ch 141-10, HRS
Aquaculture Development Special Fund	\$ 224,291	B	Ch 41-70, HRS
Certification Services Revolving Fund	\$ 449,991	W	Ch 147-101, HRS
Agricultural Loan Revolving Fund	\$ 6,534,174	W	Ch 155-14, HRS
Hawaii Agricultural Development Revolving Fund	\$ 1,309,352	W	Ch 163D-17, HRS
Aquaculture Loan Revolving Fund	\$ 488,520	W	Ch 219-4, HRS
Irrigation System Revolving Fund	\$ 994,761	W	Ch 167-22, HRS
Waiahole Water System Revolving Fund	\$ 1,393,697	W	Ch 163D-15.5, HRS
Pesticide Use Revolving Fund	\$ 1,192,715	W	Ch 149A-13.5, HRS
Permit Revolving Fund	\$ 1,417	W	Ch 150A-6.7 HRS
* as of December 30, 2010			

Department of Agriculture  
Emergency Appropriation Requests

Table 9

<u>Prog ID</u>	<u>Description of Request</u>	<u>FTE</u>	<u>\$\$\$</u>	<u>MOF</u>
NONE				





Department of Agriculture  
Vacancy Report  
(as of November 30, 2010)

Table 11

<u>Date of Vacancy</u>	<u>Position Title</u>	<u>Position Number</u>	<u>Exempt (Y/N)</u>	<u>Budgeted Amount</u>	<u>Actual Salary Last Paid</u>	<u>MOF</u>	<u>Prog ID</u>	<u>Authority to Hire (Y/N)</u>
08/01/09	BUSINESS LOAN OFFICER I	13309	N	57708	57708	B	AGR 101	N
05/30/09	BUSINESS LOAN OFFCR II	31095	N	75960	75960	B	AGR 101	N
05/01/10	PLANT QUARANTINE INSPECTOR V	2851	N	75960	75960	A	AGR 122	Y
08/01/10	PLANT QUARANTINE INSPECTOR V	2855	N	75960	75960	A	AGR 122	Y
12/31/09	PLANT QUARANTINE INSPECTOR II	2861	N	40548	43824	A	AGR 122	N
12/16/09	PLANT QUARANTINE INSPECTOR I	12115	N	47412	47412	A	AGR 122	N
12/16/09	PLANT QUARANTINE INSPECTOR III	18697	N	45576	45576	A	AGR 122	Y
12/15/09	PLANT QUARANTINE INSPECTOR I	19406	N	36204	38988	A	AGR 122	Y
12/15/09	PLANT QUARANTINE INSPECTOR I	21829	N	36204	38988	A	AGR 122	N
12/15/09	PLANT QUARANTINE INSPECTOR I	26226	N	36024	38988	A	AGR 122	N
12/16/09	PLANT QUARANTINE INSPECTOR II	26227	N	38988	42132	A	AGR 122	N
12/31/09	PLANT QUARANTINE INSPECTOR I	27813	N	36024	38988	A	AGR 122	N
12/01/09	PEST CONTROL TECHNICIAN III	33089	N	37968	37968	A	AGR 122	N
12/16/09	PLANT QUARANTINE INSPECTOR II	36653	N	38988	42132	A	AGR 122	N
12/16/09	PLANT QUARANTINE INSPECTOR III	36654	N	45576	45576	A	AGR 122	N
12/15/09	PLANT QUARANTINE INSPECTOR I	38798	N	36024	38988	A	AGR 122	N
10/01/10	OFFICE ASSISTANT III	39979	N	39480	39480	A	AGR 122	N
11/01/10	PLANT QUARANTINE INSPECTOR VI	43153	N	82128	82128	A	AGR 122	N
12/31/09	PLANT QUARANTINE INSPECTOR II	118139	N	43824	43824	A	AGR 122	Y
12/16/09	PLANT QUARANTINE INSPECTOR II	118140	N	57708	57708	A	AGR 122	N
12/31/09	PLANT QUARANTINE INSPECTOR II	118141	N	40548	43824	A	AGR 122	Y
12/31/09	PLANT QUARANTINE INSPECTOR II	118142	N	40548	43824	A	AGR 122	Y
12/31/09	PLANT QUARANTINE INSPECTOR II	118143	N	40548	43824	A	AGR 122	Y
12/31/09	PLANT QUARANTINE INSPECTOR II	118146	N	43824	43824	A	AGR 122	Y
12/31/09	PLANT QUARANTINE INSPECTOR II	118148	N	43824	43824	A	AGR 122	Y
12/31/09	PLANT QUARANTINE INSPECTOR II	118150	N	43824	43824	A	AGR 122	Y
12/16/09	PLANT QUARANTINE INSPECTOR II	118151	N	40548	43824	A	AGR 122	N
12/31/09	PLANT QUARANTINE INSPECTOR II	118154	N	43824	43824	A	AGR 122	Y
12/16/09	PLANT QUARANTINE INSPECTOR II	118163	N	43824	43824	A	AGR 122	N
12/31/09	PLANT QUARANTINE INSPECTOR IV	2852	N	67488	67488	B	AGR 122	N
05/01/08	ENTOMOLOGIST V	43155	N	49332	53364	B	AGR 122	N

Department of Agriculture  
Vacancy Report  
(as of November 30, 2010)

Table 11

<u>Date of Vacancy</u>	<u>Position Title</u>	<u>Position Number</u>	<u>Exempt (Y/N)</u>	<u>Budgeted Amount</u>	<u>Actual Salary Last Paid</u>	<u>MOF</u>	<u>Prog ID</u>	<u>Authority to Hire (Y/N)</u>
01/03/09	PEST CONTROL AID I	118179	N	37968	27756	B	AGR 122	N
12/01/09	GEN LABORER III	25091	N	36576	36576	B	AGR 122	Y
07/01/09	ENGINEER IV	91001A	N	76424	NA	B	AGR 122	N
06/01/08	PLANT QUARANTINE INSP IV	46432	N	45576	60024	N	AGR 122	N
03/01/06	PLANT QUARANTINE INSP II	46836	N	38988	34824	N	AGR 122	N
08/29/06	PLANT QUARANTINE INSPECTOR II	46837	N	38988	34824	N	AGR 122	N
08/29/06	PLANT QUARANTINE INSPECTOR II	46838	N	38988	34824	N	AGR 122	N
03/16/99	PLANT QUARANTINE INSPECTOR I	47966	N	36024	33000	N	AGR 122	N
07/01/06	PEST CONTROL TECHNICIAN III	97046A	N	28836	NA	U	AGR 122	Y
07/01/06	PEST CONTROL TECHNICIAN III	97047A	N	28836	NA	U	AGR 122	Y
07/01/06	PEST CONTROL TECHNICIAN III	97048A	N	28836	NA	U	AGR 122	Y
07/01/06	PEST CONTROL TECHNICIAN III	97049A	N	28836	NA	U	AGR 122	N
07/01/06	PEST CONTROL TECHNICIAN III	97050A	N	28836	NA	U	AGR 122	N
07/01/06	PEST CONTROL TECHNICIAN III	97051A	N	28836	NA	U	AGR 122	N
07/01/06	PEST CONTROL TECHNICIAN III	97052A	N	28836	NA	U	AGR 122	N
07/01/06	PEST CONTROL TECHNICIAN III	97053A	N	28836	NA	U	AGR 122	N
07/01/06	PEST CONTROL TECHNICIAN III	97054A	N	28836	NA	U	AGR 122	N
07/01/06	PEST CONTROL TECHNICIAN III	97055A	N	28836	NA	U	AGR 122	N
07/01/06	PEST CONTROL TECHNICIAN III	97056A	N	28836	NA	U	AGR 122	N
12/19/09	ENTOMOLOGIST IV	12462	N	51312	51312	A	AGR 122	Y
12/01/09	ENTOMOLOGIST IV	118851	N	42144	67488	A	AGR 122	Y
N/A	ENTOMOLOGIST V	98006A	N	47448	NA	N	AGR 122	N
N/A	ENTOMOLOGIST IV	98007A	N	42140	NA	N	AGR 122	N
N/A	PEST CONTROL TECHNICIAN III	98008A	N	27768	NA	N	AGR 122	N
03/17/10	QUARAN STATIONS OPTNS SUPVR	4434	N	41040	41040	B	AGR 131	Y
08/01/10	GENERAL LABORER III	5239	N	36576	36576	B	AGR 131	N
12/31/09	QUARAN ANIMAL CARETAKER II	8780	N	39972	39972	B	AGR 131	Y
12/31/08	CLERICAL SUPERVISOR II	9799	N	41040	41040	B	AGR 131	Y
11/14/09	LIVESTOCK INSPECTOR II	42287	N	41040	28836	B	AGR 131	N
12/16/09	LIVESTOCK INSPECTOR II	42289	N	33756	33756	B	AGR 131	N
05/06/08	OFFICE ASSISTANT III	110146	N	6417	6172	B	AGR 131	N

Department of Agriculture  
Vacancy Report  
(as of November 30, 2010)

Table 11

<u>Date of Vacancy</u>	<u>Position Title</u>	<u>Position Number</u>	<u>Exempt (Y/N)</u>	<u>Budgeted Amount</u>	<u>Actual Salary Last Paid</u>	<u>MOF</u>	<u>Prog ID</u>	<u>Authority to Hire (Y/N)</u>
07/01/08	PROPERTY MANAGER IV	99001A	N	45576	NA	B	AGR 141	N
07/01/08	PROPERTY MANAGER VI	99002A	N	53364	NA	B	AGR 141	N
07/01/09	OFFICE ASSISTANT III	47967	N	12834	12834	B	AGR 141	N
12/09/10	IRRIGATION SYS SVC WKR I	120190	N	0	36960	W	AGR 141	Y
07/01/09	OFFICE ASSISTANT III	47967	N	12834	12834	W	AGR 141	N
12/16/09	AGRIC COMMOD MKTG SPCLT V	4863	N	67488	67488	A	AGR 151	N
12/16/09	AGRIC COMMOD MKTG SPCLT II	8529	N	38988	42132	A	AGR 151	N
12/16/09	AGRIC COMMOD MKTG SPCLT II	10558	N	45576	45576	A	AGR 151	N
12/31/09	AGRIC COMMOD MKTG SPCLT IV	10670	N	67488	67488	A	AGR 151	N
12/05/09	AGRIC COMMOD MKTG SPCLT III	44054	N	57708	57708	A	AGR 151	N
05/08/10	AGRICULTURAL COMMODITIES AID I	102632	Y	14267	15018	W	AGR 151	Y
11/09/10	AGRICULTURAL COMMODITIES AID I	111626	Y	18772	30035	W	AGR 151	N
07/31/10	AGR COMM AID I	111629	Y	25750	25750	W	AGR 151	N
03/01/10	SECRETARY III	7515	N	44412	44412	A	AGR 151	Y
11/21/09	INFORMATION SPECIALIST III	38209	N	42132	42132	A	AGR 153	N
12/01/09	AQUACULTURE SPECIALIST	38213	N	70224	70224	A	AGR 153	N
11/21/09	RESEARCH STATISTICIAN III	13199	N	47412	42132	A	AGR 171	N
12/05/09	RESEARCH STATISTICIAN IV	13201	N	60024	60024	A	AGR 171	N
12/01/09	RESEARCH STATISTICIAN IV	13203	N	45576	51312	A	AGR 171	N
09/07/10	RESEARCH STATISTICIAN V	120156	N	0	NA	N	AGR 171	Y
09/07/10	RESEARCH STATISTICIAN V	120157	N	0	NA	N	AGR 171	Y
01/04/10	RESEARCH STATISTICIAN III	5183	N	47412	47412	A	AGR 171	N
12/16/09	STATISTICS CLERK I	9945	N	32424	32424	A	AGR 171	N
12/31/09	ECONOMIST IV	43269	N	49332	49332	A	AGR 171	N
12/31/09	OFFICE SERVICES SUPERVISOR	2819	N	48048	48048	A	AGR 192	N
12/01/09	ACCOUNT CLERK IV	4423	N	35064	35064	A	AGR 192	N
12/16/09	PRE AUDIT CLERK I	5987	N	37968	37968	A	AGR 192	N
11/21/09	PERSONNEL CLERK IV	11574	N	30036	30036	A	AGR 192	N
12/31/09	INFO TECH SPCLT IV	42739	N	57708	57708	A	AGR 192	N
11/24/10	PRIVATE SECRETARY II	100032	Y	0	56172	A	AGR 192	N
06/08/09	MEASUREMENT STANDARDS INSP II	22192	N	0	35064	A	AGR 812	N

Department of Agriculture  
 Vacancy Report  
 (as of November 30, 2010)

Table 11

<u>Date of Vacancy</u>	<u>Position Title</u>	<u>Position Number</u>	<u>Exempt (Y/N)</u>	<u>Budgeted Amount</u>	<u>Actual Salary Last Paid</u>	<u>MOF</u>	<u>Prog ID</u>	<u>Authority to Hire (Y/N)</u>
12/01/09	PESTICIDE SPECIALIST IV	7525	N	62424	62424	A	AGR 846	N
12/30/09	CHEMIST III	46438	N	43824	43824	A	AGR 846	N
07/01/09	PESTICIES PROGRAM MANAGER	8033	N	89868	91392	W	AGR 846	Y
05/20/09	PESTICIDE SPECIALIST III	41858	N	45576	43824	W	AGR 846	N
03/14/08	PLANNER III	110800	N	42132	42144	N	AGR 846	N

Department of Agriculture  
Personnel Separations  
(July 1, 2009 to November 30, 2010)

Table 12

<u>Separation Date</u>	<u>Prog ID/Org</u>	<u>Position Number</u>	<u>Perm/Temp</u>	<u>MOF</u>	<u>Position Title</u>	<u>Budgeted FTE</u>	<u>Budgeted Salary</u>	<u>Actual FTE</u>	<u>Actual Salary</u>	<u>BU Code</u>	<u>SR Level</u>
08/01/09	AGR101GA	13309	P	B	Business Loan Officer I	1.00	57708	1.00	57708	13	SR24
05/01/10	AGR122EB	2851	P	A	Plant Quarantine Inspector V	1.00	75960	1.00	75960	23	SR24
12/31/09	AGR122EB	2852	P	A	Plant Quarantine Inspector IV	1.00	67488	1.00	67488	13	SR22
12/31/09	AGR122EB	2861	P	A	Plant Quarantine Inspector III	1.00	40548	1.00	43824	13	SR20
12/15/09	AGR122EB	19406	P	A	Plant Quarantine Inspector II	1.00	36024	1.00	38988	13	SR18
12/15/09	AGR122EB	21829	P	A	Plant Quarantine Inspector II	1.00	36024	1.00	38988	13	SR18
12/15/09	AGR122EB	26226	P	A	Plant Quarantine Inspector II	1.00	36024	1.00	38988	13	SR18
12/31/09	AGR122EB	27813	P	A	Plant Quarantine Inspector II	1.00	36024	1.00	38988	13	SR18
12/15/09	AGR122EB	38798	P	A	Plant Quarantine Inspector II	1.00	36024	1.00	38988	13	SR18
11/01/09	AGR122EB	42007	P	A	Plant Quarantine Inspector III	1.00	60024	1.00	60024	13	SR20
12/19/09	AGR122EB	42012	P	A	Plant Quarantine Inspector III	1.00	53352	1.00	53352	13	SR20
12/31/09	AGR122EB	118139	P	A	Plant Quarantine Inspector III	1.00	43824	1.00	43824	13	SR20
12/31/09	AGR122EB	118141	P	A	Plant Quarantine Inspector III	1.00	40548	1.00	43824	13	SR20
12/31/09	AGR122EB	118142	P	A	Plant Quarantine Inspector III	1.00	40548	1.00	43824	13	SR20
12/31/09	AGR122EB	118143	P	A	Plant Quarantine Inspector III	1.00	40548	1.00	43824	13	SR20
12/31/09	AGR122EB	118146	P	A	Plant Quarantine Inspector III	1.00	43824	1.00	43824	13	SR20
12/31/09	AGR122EB	118148	P	A	Plant Quarantine Inspector III	1.00	43824	1.00	43824	13	SR20
12/31/09	AGR122EB	118150	P	A	Plant Quarantine Inspector III	1.00	43824	1.00	43824	13	SR20
12/16/09	AGR122EB	118151	P	A	Plant Quarantine Inspector III	1.00	40548	1.00	43824	13	SR20
12/31/09	AGR122EB	118154	P	A	Plant Quarantine Inspector III	1.00	43824	1.00	43824	13	SR20
12/15/09	AGR122EB	8684	P	B	Plant Quarantine Inspector I	1.00	38952	1.00	36024	13	SR16
12/01/09	AGR122EB	25091	T	B	General Laborer III	1.00	36576	1.00	36576	01	WS03
12/15/09	AGR122EB	38797	P	B	Plant Quarantine Inspector I	1.00	49332	1.00	36024	13	SR16
12/15/09	AGR122EB	118138	P	B	Plant Quarantine Inspector II	1.00	33312	1.00	38988	13	SR18
12/15/09	AGR122EB	118153	P	B	Plant Quarantine Inspector I	1.00	33312	1.00	36024	13	SR16
12/16/09	AGR122EB	118165	P	B	Plant Quarantine Inspector II	1.00	38952	1.00	38988	13	SR18
12/09/09	AGR122EB	118169	P	B	Pest Control Aid II	1.00	27756	1.00	27756	03	SR09
12/19/09	AGR122EB	118173	P	B	Pest Control Aid II	1.00	26664	1.00	27756	03	SR09
08/01/09	AGR122EB	117740	P	U	Plant Quarantine Inspector III	1.00	36024	0.00	62424	13	SR20
12/15/09	AGR122EB	117741	P	U	Plant Quarantine Inspector II	1.00	36024	1.00	38988	13	SR18
01/03/10	AGR122EB	117743	P	U	Plant Quarantine Inspector III	1.00	43824	1.00	43824	13	SR20
12/19/09	AGR122EC	12462	P	A	Entomologist IV	1.00	51312	1.00	51312	13	SR22
12/31/09	AGR122EC	14848	P	A	Entomologist V	1.00	75960	1.00	75960	13	SR24
07/25/09	AGR122EC	40350	P	A	Pest Control Aid II	1.00	37968	1.00	26700	03	SR09
11/21/09	AGR122EC	118896	P	A	Office Assistant III	1.00	23736	1.00	25668	03	SR08

Department of Agriculture  
Personnel Separations  
(July 1, 2009 to November 30, 2010)

Table 12

Separation Date	Prog ID/Org	Position Number	Perm/Temp	MOF	Position Title	Budgeted	Budgeted	Actual	Actual Salary	BU	SR
						FTE	Salary	FTE		Code	Level
12/05/09	AGR122ED	13656	P	A	Pest Control Technician III	1.00	32424	1.00	32424	03	SR11
03/17/10	AGR131DB	4434	P	B	Quaran Station Optns Supvr	1.00	41040	1.00	41040	4	SR20
12/31/09	AGR131DB	8780	P	B	Quarantine Animal Caretrk II	1.00	39972	1.00	39972	01	BC07
08/20/09	AGR131DB	25096	P	B	Office Assistant III	1.00	27756	1.00	27756	03	SR08
11/21/09	AGR131DB	36601	P	B	Office Assistant III	1.00	26700	1.00	26700	03	SR08
11/14/09	AGR131DB	42287	P	B	Livestock Inspector I	0.49	19345	0.49	14130	03	SR11
12/16/09	AGR131DB	42289	P	B	Livestock Inspector II	0.49	16540	0.49	16540	03	SR13
11/14/09	AGR132DC	10674	P	A	Livestock Inspector II	1.00	31212	1.00	33756	03	SR13
11/14/09	AGR132DC	42287	P	A	Livestock Inspector I	0.51	21695	0.51	14706	03	SR11
12/16/09	AGR132DC	42289	P	A	Livestock Inspector II	0.51	17216	0.51	17216	03	SR13
12/31/09	AGR132DD	2822	P	A	Veterinary Prgm Mgr II (DVM)	1.00	103212	1.00	103212	35	EM07
11/21/09	AGR132DD	11897	P	A	Laboratory Assistant II	1.00	26700	1.00	26700	03	SR08
10/01/09	AGR141HA	47978	P	B	Engineer IV	0.50	22656	0.50	33474	13	SR24
11/21/09	AGR141HA	117791	P	B	Account Clerk III	1.00	30036	1.00	30036	03	SR11
12/31/09	AGR141HA	9875	P	W	Irrigation Syst Service Wkr II	1.00	39972	1.00	39972	01	BC07
11/01/09	AGR141HA	14857	P	W	Irrigation Syst Service Wkr I	1.00	36960	1.00	36960	01	BC05
10/01/09	AGR141HA	47978	P	W	Engineer IV	0.50	22656	0.50	33474	13	SR24
12/16/09	AGR141HA	110416	P	W	Irrigation Syst Service Wkr I	1.00	36960	1.00	36960	01	BC05
12/12/09	AGR151BB	6263	P	A	Agric Commod Mktg Spclt V	1.00	64920	1.00	64920	13	SR24
12/16/09	AGR151BB	8529	P	A	Agric Commod Mktg Spclt III	1.00	38988	1.00	42132	13	SR20
12/16/09	AGR151BB	10558	P	A	Agric Commod Mktg Spclt II	1.00	45576	1.00	45576	13	SR18
12/31/09	AGR151BB	10670	P	A	Agric Commod Mktg Spclt IV	1.00	67488	1.00	67488	13	SR22
12/31/09	AGR151BB	10671	P	A	Agric Commod Mktg Spclt III	1.00	62424	1.00	62424	13	SR20
12/16/09	AGR151BB	22193	P	A	Agric Commod Mktg Spclt III	1.00	43824	1.00	47412	13	SR20
12/05/09	AGR151BB	44054	P	A	Agric Commod Mktg Spclt III	1.00	57708	1.00	57708	13	SR20
05/08/10	AGR151BB	102632	T	W	Agr Commodities Aid I	0.50	14267	0.50	14267	63	SRNA
01/09/10	AGR151BB	111621	T	W	Agricultural Commodities Aid II	1.00	32427	1.00	32427	03	SRNA
03/01/10	AGR151BG	7515	P	A	Secretary III	1.00	44412	1.00	44412	63	SR16
11/21/09	AGR153CD	38206	P	A	Laboratory Assistant III	1.00	28836	1.00	28836	03	SR10
11/21/09	AGR153CD	38209	P	A	Information Specialist III	1.00	42132	1.00	42132	13	SR20
11/21/09	AGR171BC	13199	P	A	Research Statistician III	1.00	47412	1.00	42132	13	SR20
12/05/09	AGR171BC	13201	P	A	Research Statistician IV	1.00	60024	1.00	60024	13	SR22
11/01/09	AGR171BC	13202	P	A	Research Statistician IV	1.00	67488	1.00	67488	13	SR22
12/31/09	AGR171BD	43269	P	A	Economist IV	1.00	49332	1.00	49332	13	SR22
12/31/09	AGR192AA	2819	P	A	Office Services Supervisor	1.00	48048	1.00	48048	04	SR14

Department of Agriculture  
 Personnel Separations  
 (July 1, 2009 to November 30, 2010)

Table 12

<u>Separation Date</u>	<u>Prog ID/Org</u>	<u>Position Number</u>	<u>Perm/Temp</u>	<u>MOF</u>	<u>Position Title</u>	<u>Budgeted FTE</u>	<u>Budgeted Salary</u>	<u>Actual FTE</u>	<u>Actual Salary</u>	<u>BU Code</u>	<u>SR Level</u>
12/01/09	AGR192AA	2917	P	A	Secretary II	1.00	44412	1.00	44412	03	SR14
09/01/09	AGR192AA	4185	P	A	Secretary II	1.00	41040	1.00	41040	03	SR14
12/31/09	AGR192AA	4261	P	A	Secretary II	1.00	44412	1.00	44412	03	SR14
11/21/09	AGR192AA	11574	P	A	Personnel Clerk IV	1.00	30036	1.00	30036	63	SR11
09/01/09	AGR192AA	35695	P	A	Office Assistant IV	1.00	28836	1.00	28836	03	SR10
12/31/09	AGR192AA	35760	P	A	Office Assistant III	1.00	33756	1.00	33756	03	SR08
12/31/09	AGR192AA	42739	P	A	Information Technol Spclt IV	1.00	57708	1.00	60516	13	SR22
11/14/09	AGR192AA	100991	P	A	Special Assistant	1.00	0	1.00	60312	73	SRNA
12/31/09	AGR812CA	36577	P	A	Measurement Standards Insp V	1.00	58440	1.00	58440	03	SR19
12/31/09	AGR812CA	44192	P	A	Measurement Standards Insp IV	1.00	46176	1.00	46176	03	SR17
12/31/09	AGR812CA	46452	P	A	Measurement Stds Prgm Mgr	1.00	77256	1.00	78780	35	EM05
07/01/09	AGR846EE	39432	P	W	Environmental Health Spclt III	1.00	53352	1.00	57708	13	SR20
11/21/09	AGR846EE	44101	P	W	Environmental Health Spclt III	1.00	45612	1.00	43824	13	SR20
12/30/09	AGR846EE	46438	P	A	Chemist III	1.00	43824	1.00	43824	13	SR20
08/01/10	AGR122EB	2855	P	A	Plant Quarantine Inspector V	1.00	75960	1.00	75960	23	SR24
10/01/10	AGR122EB	39979	P	A	Office Assistant III	1.00	39480	1.00	39480	3	SR08
11/01/10	AGR122EB	43153	P	A	Plant Quarantine Inspector VI	1.00	82128	1.00	82128	23	SR26
08/01/10	AGR131DB	5239	P	B	General Laborer III	1.00	36576	1.00	36576	1	WS03
11/09/10	AGR151BB	111626	T	W	Agr Commodities Aid I	1.00	18772	1.00	18772	3	SRNA
07/31/10	AGR151BB	111629	T	W	Agricultural Commodities Aid I	1.00	25750	1.00	25750	3	SRNA
07/01/10	AGR192AA	2813	P	A	Accountant V	1.00	67488	1.00	67488	13	SR24
11/24/10	AGR192AA	100032	T	A	Private Secretary II	1.00	0	1.00	56172	63	SR22

Department of Agriculture  
New Hires (July 1, 2009-November 30, 2010)

Table 13

<u>New Hire</u> <u>Effective Date</u>	<u>Prog ID/Org</u>	<u>Position</u> <u>Number</u>	<u>Perm/</u> <u>Temp</u>	<u>MOF</u>	<u>Position Title</u>	<u>Budgeted</u> <u>FTE</u>	<u>Budgeted</u> <u>Salary</u>	<u>Actual</u> <u>FTE</u>	<u>Actual</u> <u>Salary</u>	<u>BU Code</u>	<u>SR Level</u>
07/09/09	AGR122EB	118184	P	B	Pest Control Aid I	1.00	26664	1.00	24648	03	SR07
07/20/09	AGR132DC	23401	T	U	Quarantine Animal Caretrk I	1.00	39972	1.00	36960	01	BC05
06/21/10	AGR141HA	9877	P	W	Irrigation Syst Service Wkr I	1.00	36960	1.00	36960	01	BC05
04/28/10	AGR141HA	18401	P	W	Irrigation System Service Worker II	1.00	39972	1.00	39972	01	BC07
12/30/09	AGR846EE	119416	T	N	Chemist III	0.00	0	1.00	42132	13	SR20
09/06/10	AGR122EB	117743	P	U	Plant Quarantine Inspector II	1.00	43824	1.00	38988.00	13	SR18
11/30/10	AGR132DC	118624	T	U	Livestock Inspector I	1.00	28836	1.00	28836.00	3	SR11
08/02/10	AGR151BB	111621	T	W	Agricultural Commodities Aid II	1.00	32427	1.00	28828.80	3	SRNA
08/23/10	AGR151BB	111633	T	W	Agricultural Commodities Aid I	1.00	26832	1.00	27747.00	3	SRNA
11/08/10	AGR192AA	2813	P	A	Accountant V	1.00	67488	1.00	51312.00	13	SR24



Department of Agriculture  
Reduction in Force (RIF) Actions

Table 14

<u>Prog ID/Org</u>	<u>Position #</u>	<u>Position Title</u>	<u>MOF</u>	<u>FTE</u>	<u>Current Comp Rate</u>	<u>Position Salary Decrease</u>	<u>Position Salary Increase</u>	<u>Comp Freq (Mo/Hr)</u>	<u>SR Level</u>	<u>BU</u>	<u>Perm/ Temp</u>	<u>Placement Action</u>	<u>Reason</u>
NONE													

Department of Agriculture  
Grievances

Table 15

<u>Prog ID/Org</u>	<u>Position Number</u>	<u>Position Title</u>	<u>MOF</u>	<u>FTE</u>	<u>SR</u> <u>Level</u>	<u>BU</u>	<u>Perm/</u> <u>Temp</u>	<u>RIF Date</u>	<u>Grievance Date</u>	<u>Current Status</u>
AGR151BB	22193	Agricultural Commodities Marketing Specialist III	A	1.00	SR20	13	Perm	12/15/2009	10/2/2009	Union withdrew grievance on July 15, 2010

Department of Agriculture  
Expenditures Exceeding Federal Fund Ceiling

Table 16

<u>Prog ID</u>	<u>Appropriation Ceiling</u>	<u>Ceiling Increase</u>	<u>Date of Increase</u>	<u>Reason for Exceeding Ceiling</u>	<u>Recurring (Y/N)</u>	<u>GF Impact (Y/N)</u>	<u>ARRA?</u>
AGR 122	\$ -	\$ 370,078.00	9/9/2009	Funds for Varroa Mite Control	N	N	N
AGR 151	\$ 25,000.00	\$ 32,000.00	11/25/2009	Country of Origin Labeling-Retail Surveillance	Y	N	N
AGR 153	\$ -	\$ 150,256.00	6/29/2009	Funds for Aquaculture operations	N	N	Y

Department of Agriculture  
Intradepartmental Transfers

Table 17

<u>From Prog ID</u>	<u>To Prog ID</u>	<u>Amount Transferred</u>	<u>Date of Transfer</u>	<u>Reason for Transfer</u>	<u>Recurring (Y/N)</u>
AGR 122	AGR 141	\$ 3,000.00	6/21/2010	Cover Payroll Shortfalls	N
AGR 153	AGR 141	\$ 19,300.00	3/23/2010	Cover Payroll and Other Current Expenses Shortfalls	N

Department of Agriculture  
CIP Summary

Table 18

<u>Priority</u>	<u>Project Title</u>	<u>FY12 \$\$\$</u>	<u>FY13 \$\$\$</u>	<u>MOF</u>
1	State Irrigation System Reservoir Safety Improvements, Statewide	\$ 7,250,000.00	\$ 8,000,000.00	C
2	Miscellaneous Health, Safety, Code, and Other Requirements	\$ 750,000.00	\$ -	C

Department of Agriculture  
CIP Requests to the New Administration

Table 19

<u>Priority</u>	<u>Project Title</u>	<u>FY12 \$\$\$</u>	<u>FY13 \$\$\$</u>	<u>MOF</u>
1	Kunia Agricultural Park, Oahu	1,000,000	-	C
2	State Agricultural Water Use and Development Plan, Statewide	3,000,000	3,000,000	C
2	State Agricultural Water Use and Development Plan, Statewide	1,350,000	-	N
3	Lower Hamakua Ditch Watershed Project, Hawaii	3,200,000	1,500,000	C
3	Lower Hamakua Ditch Watershed Project, Hawaii	3,200,000	1,500,000	N
4	Waimanalo Irrigation System Improvements, Oahu	100,000	1,000,000	C
5	Upcountry Maui Watershed, Maui	1,500,000	1,500,000	C
5	Upcountry Maui Watershed, Maui	1,500,000	1,500,000	N
6	Kekaha Ditch Improvements, Kauai	300,000	1,400,000	C
7	Molokai Irrigation System Improvements, Molokai	2,000,000	-	C

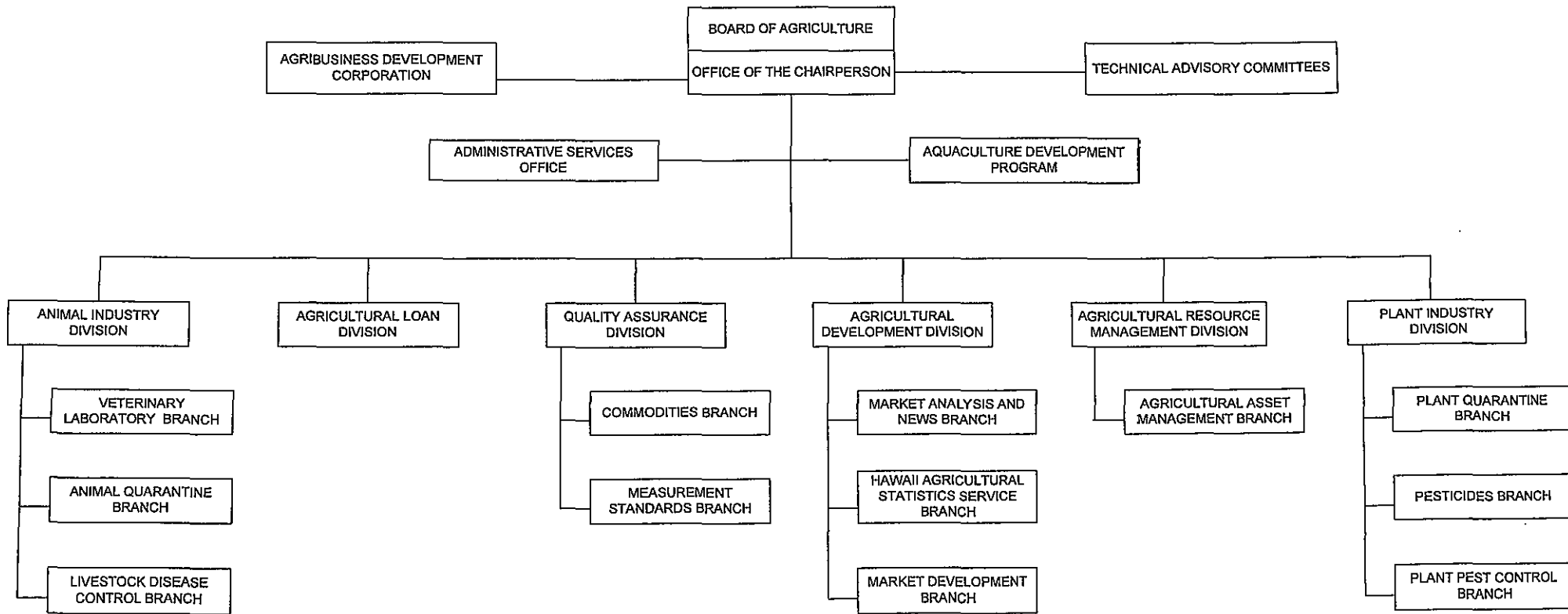
Department of Agriculture  
Organizational Chart


Table 20

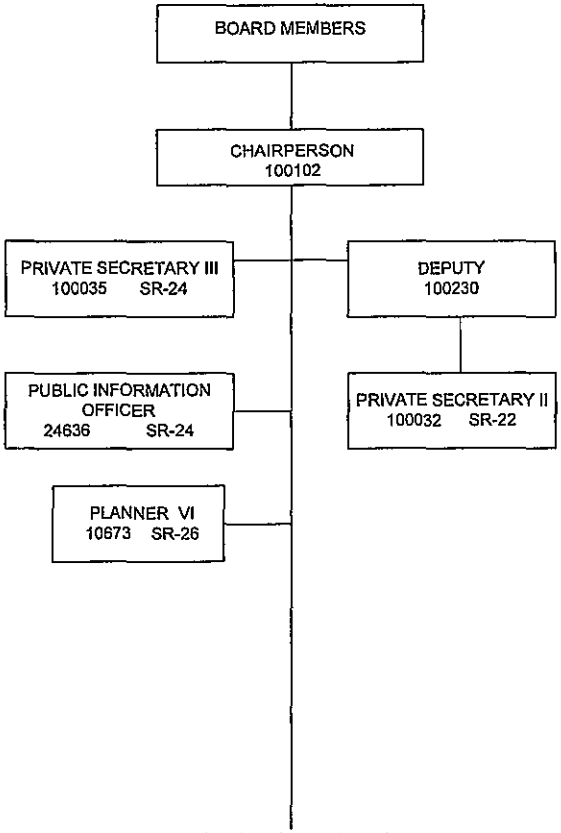
<u>Year of Change</u> <u>FY11/FY12</u>	<u>Page Number</u>	<u>Description of Change</u>
FY 11	1	Position no. 100991, Special Assistant, abolished by Act 180, SLH, 2010, effective 7/1/10
	1a	Position no. 38207, Secretary II, abolished by Act 180, SLH, 2010, effective 7/1/10
	1a	Position nos. 38204, 116860, Microbiologist III, abolished by Act 180, SLH, 2010, effective 7/1/10
	1a	Position no. 38206, Laboratory Assistant III, abolished by Act 180, SLH, 2010, effective 7/1/10
	3	Position nos. 2917, 4261, 4185, Secretary II, abolished by Act 180, SLH, 2010, effective 7/1/10
	3	Position no. 35695, Office Asst. IV, abolished by Act 180, SLH, 2010, effective 7/1/10
	3	Position no. 35760, Office Asst. III, abolished by Act 180, SLH, 2010, effective 7/1/10
	3	Position no. 2818, Automotive Technician II, abolished by Act 180, SLH, 2010, effective 7/1/10
	3	Position no. 2817, Automotive Technician I, abolished by Act 180, SLH, 2010, effective 7/1/10
	3	Position no. 11821, Pre-Audit Clerk I, abolished by Act 180, SLH, 2010, effective 7/1/10
	4	Position no. 10674, Livestock Inspector II, abolished by Act 180, SLH, 2010, effective 7/1/10
	4	Position no. 36846, Chemist IV, abolished by Act 180, SLH, 2010, effective 7/1/10
	4	Position no. 11897, Laboratory Asst. II, abolished by Act 180, SLH, 2010, effective 7/1/10
	4	Position no. 3448, Microbiologist III, abolished by Act 180, SLH, 2010, effective 7/1/10
	6	Position no. 5240, QAC II, abolished by Act 180, SLH, 2010, effective 7/1/10
	8	Position no. 46452, Measurement Stds Prog. Mgr., abolished by Act 180, SLH, 2010, effective 7/1/10
	8	Position nos. 44191, 44192, Measurement Stds Insp IV, abolished by Act 180, SLH, 2010, eff 7/1/10
	10	Position nos. 10671, 22193, ACMS III, abolished by Act 180, SLH, 2010, effective 7/1/10
	12	Position nos. 13204, 15794, Research Stats V, abolished by Act 180, SLH, 2010, effective 7/1/10
	12	Position no. 13202, Research Stats IV, abolished by Act 180, SLH, 2010, effective 7/1/10
	15	Position no. 47818, Laboratory III, abolished by Act 180, SLH 2010, effective 7/1/10
	15	Position no. 35757, Environ Health Spec III, abolished by Act 180, SLH, 2010, effective 7/1/10
	15	Position no. 35758, Environ Health Spec III, abolished by Act 180, SLH, 2010, effective 7/1/10
	16	Position nos. 43148, 43149, Plant Quarantine Insp IV, abolished by Act 180, SLH, 2010, eff 7/1/10
	16	Position no. 47973, PQ Insp III, abolished by Act 180, SLH, 2010, effective 7/1/10
	17	Position no. 42007, PQ Insp III (Kauai), abolished by Act 180, SLH, 2010, eff 7/1/10
	17	Position nos. 42012, 118165 PQ Insp III (Kona), abolished by Act 180, SLH, 2010, eff 7/1/10
	17	Position no. 118155, PQ Insp III (Hawaii), abolished by Act 180, SLH, 2010, effective 7/1/10
	17	Position no. 13654, Pest Control Tech III, abolished by Act 180, SLH, 2010, effective 7/1/10
	18	Position no. 118896, Office Asst. III, abolished by Act 180, SLH, 2010, effective 7/1/10
	18	Position no. 14848, Entomologist V, abolished by Act 180, SLH, 2010, effective 7/1/10
	18	Position no. 25266, Pest Control Tech III, abolished by Act 180, SLH, 2010, effective 7/1/10
	19	Position no. 36682, Noxious Weed Specialist I, abolished by Act 180, SLH, 2010, effective 7/1/10
	19	Position no. 12025, Noxious Weed Specialist IV, abolished by Act 180, SLH 2010, effective 7/1/10
	19	Position no. 24641, General Laborer III, abolished by Act 180, SLH 2010, effective 7/1/10
	19	Position nos. 17343, 24640, General Laborer II, abolished by Act 180, SLH 2010, effective 7/1/10
	19	Position no. 13656, Pest Control Tech III, abolished by Act 180, SLH 2010, effective 7/1/10

STATE OF HAWAII  
DEPARTMENT OF AGRICULTURE  
FY 11 ORGANIZATION CHART





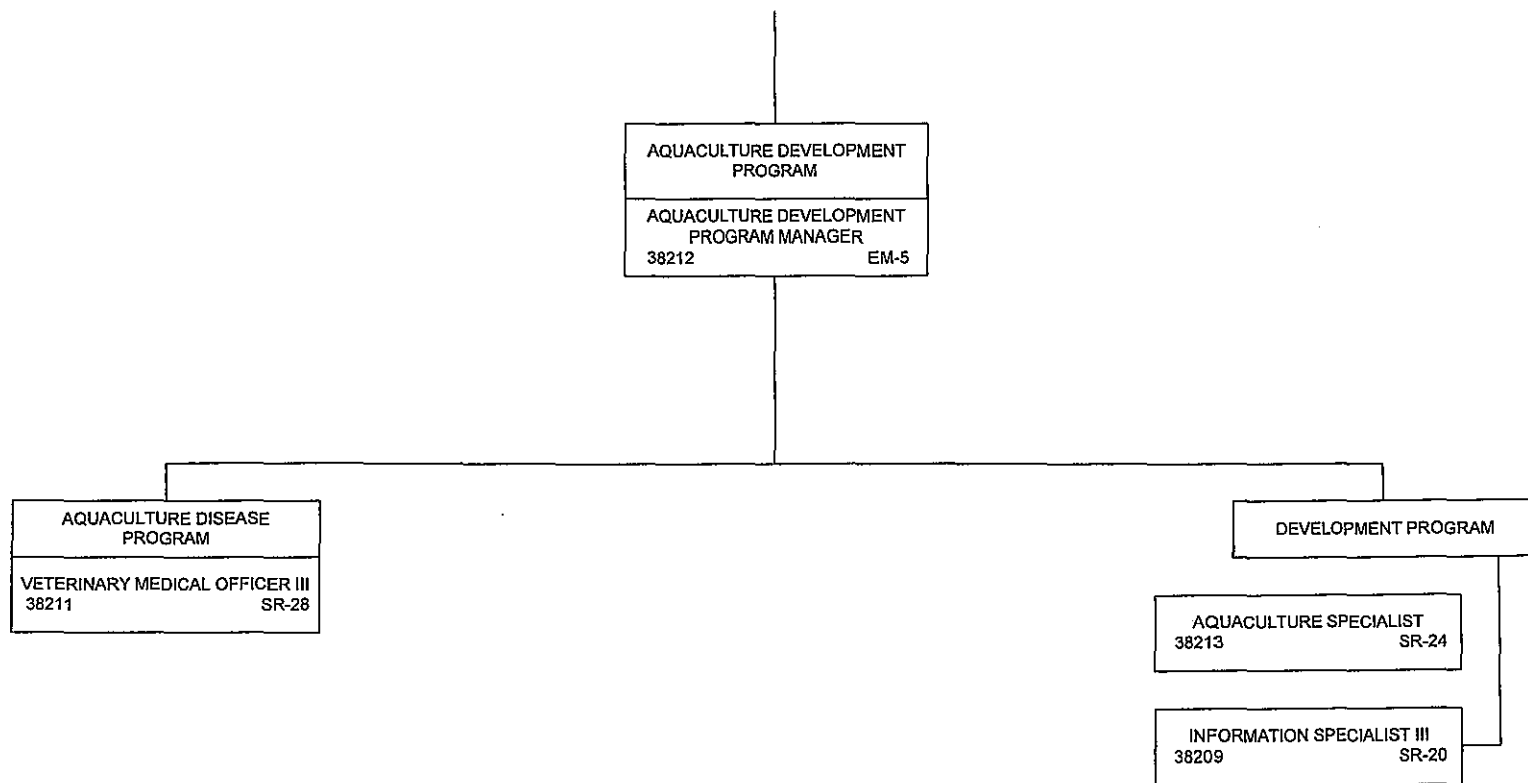




NOTE:  
Position no. 100991, Special Assistant, abolished by Act 180, SLH, 2010, effective 7/1/10

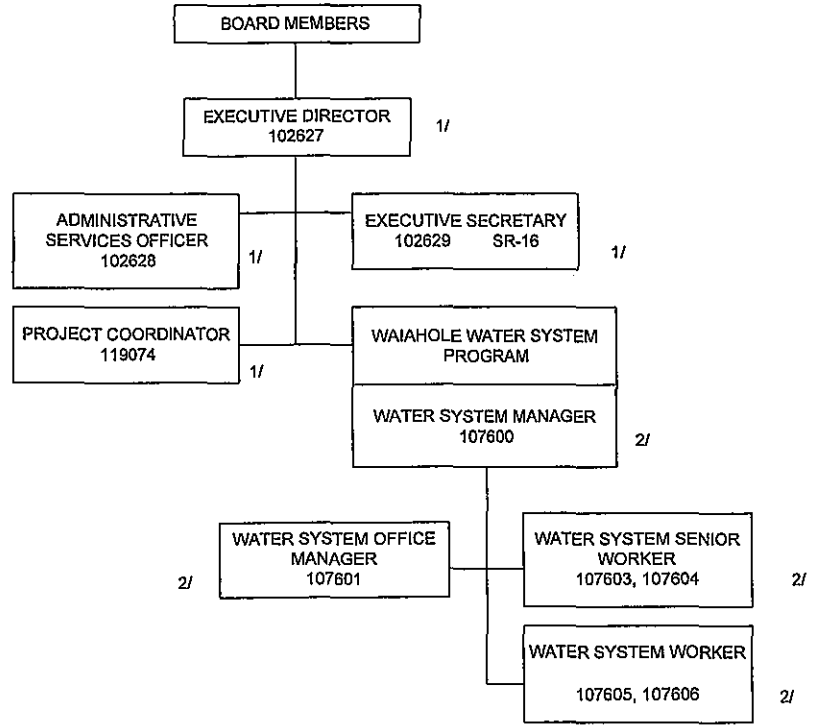
(continued on next page)

(continued from previous page)

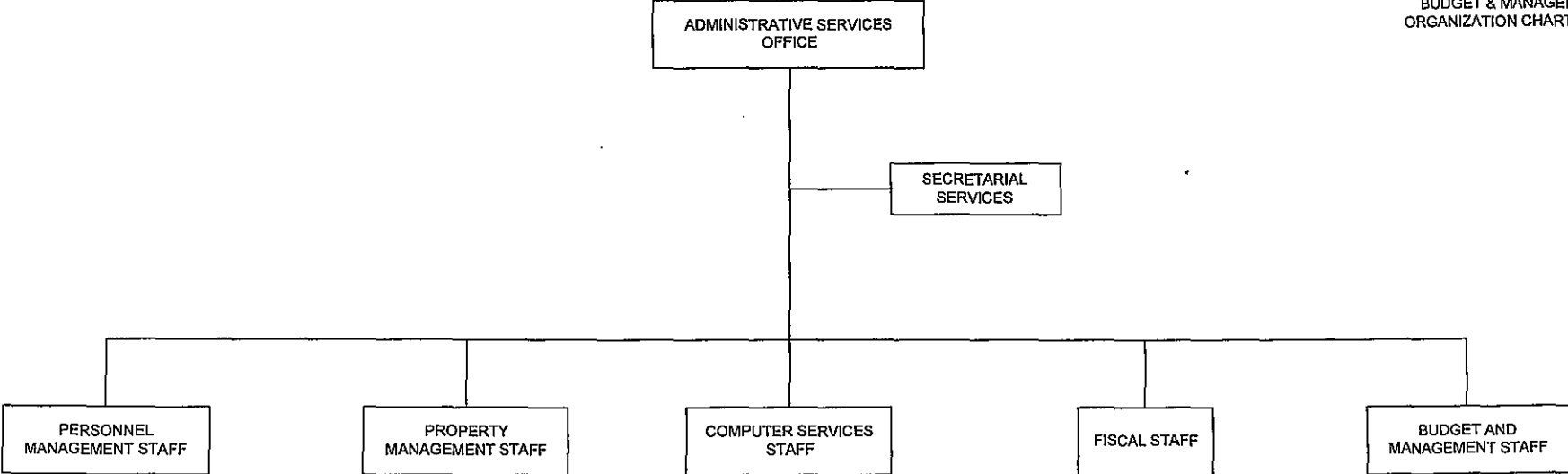


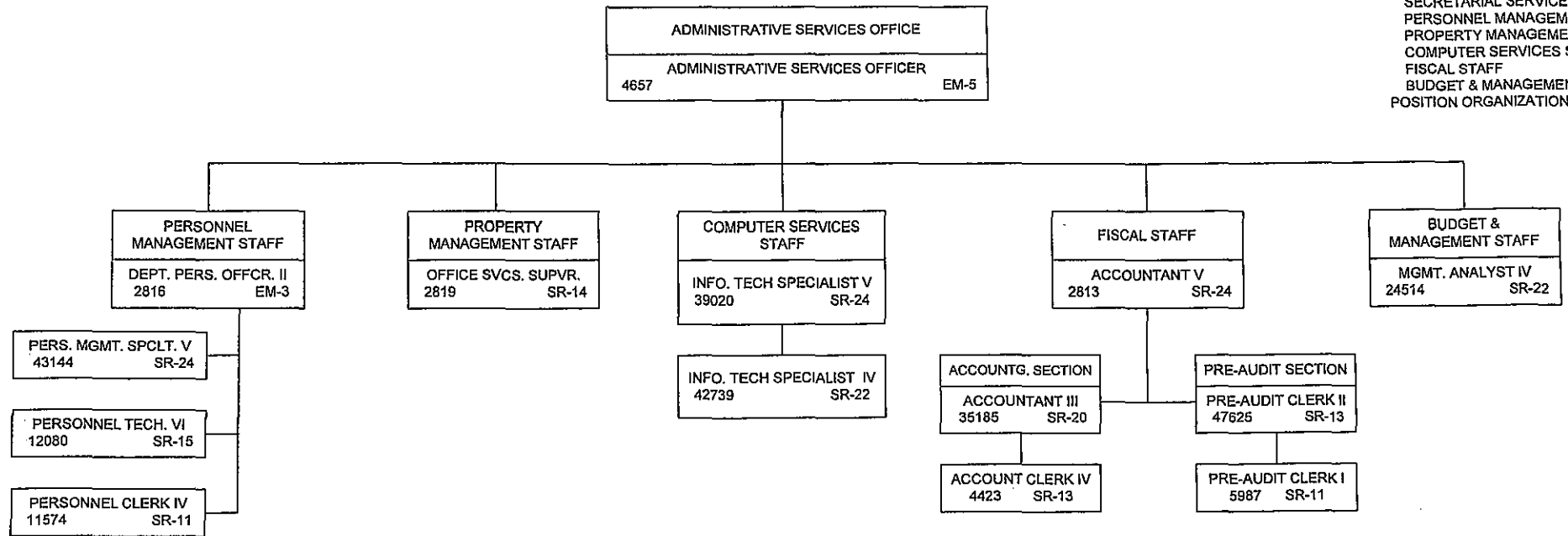
NOTE:

Position no. 38207, Secretary II, abolished by Act 180, SLH, 2010, effective 7/1/10.  
Position nos. 38204, 116860, Microbiologist III, abolished by Act 180, SLH, 2010, effective 7/1/10.  
Position no. 38206, Laboratory Assistant III, abolished by Act 180, SLH, 2010, effective 7/1/10.



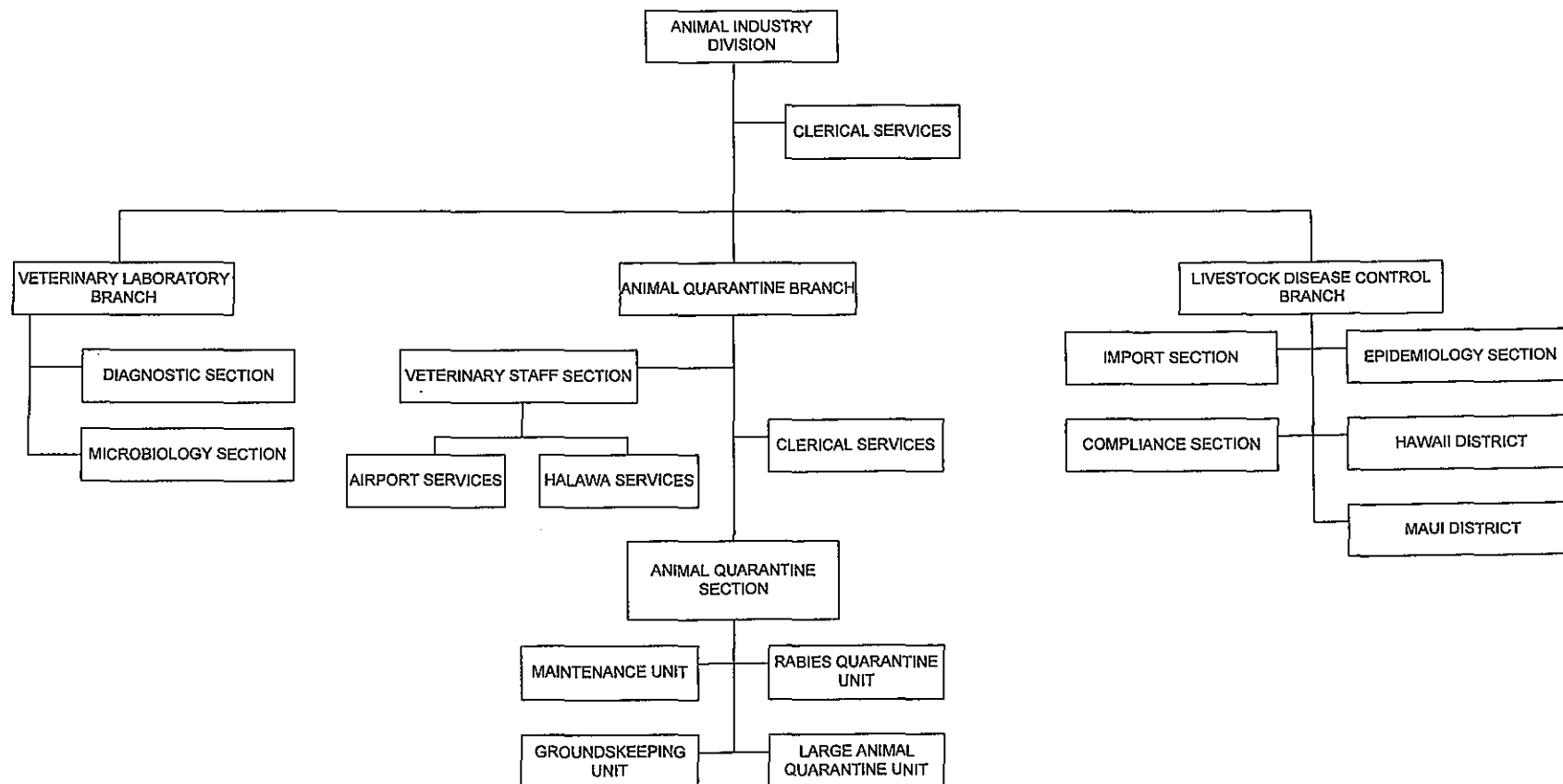
1/ Temporary exempt positions (NTE 6/30/11)  
2/ Temporary exempt positions (NTE 6/30/11)



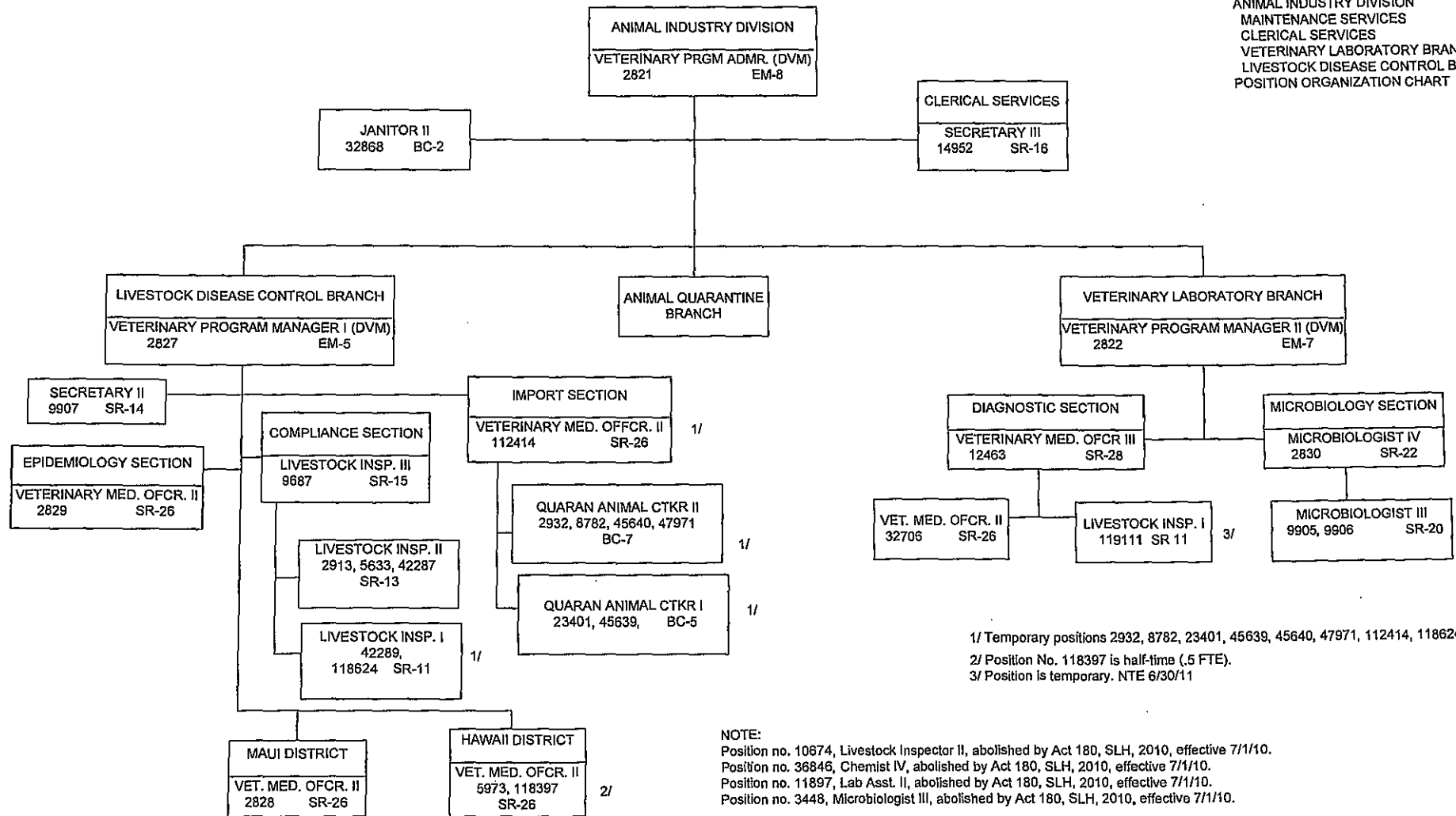


**NOTE:**

Position nos. 2917, 4261, 4185, Secretary II, abolished by Act 180, SLH, 2010, effective 7/1/10.  
 Position no. 35695, Office Asst. IV, abolished by Act 180, SLH, 2010, effective 7/1/10.  
 Position no. 35760, Office Asst. III, abolished by Act 180, SLH, 2010, effective 7/1/10.  
 Position no. 2818, Automotive Technician II, abolished by Act 180, SLH, 2010, effective 7/1/10.  
 Position no. 2817, Automotive Technician I, abolished by Act 180, SLH, 2010, effective 7/1/10.  
 Position no. 11821, Pre-Audit Clerk I, abolished by Act 180, SLH, 2010, effective 7/1/10.

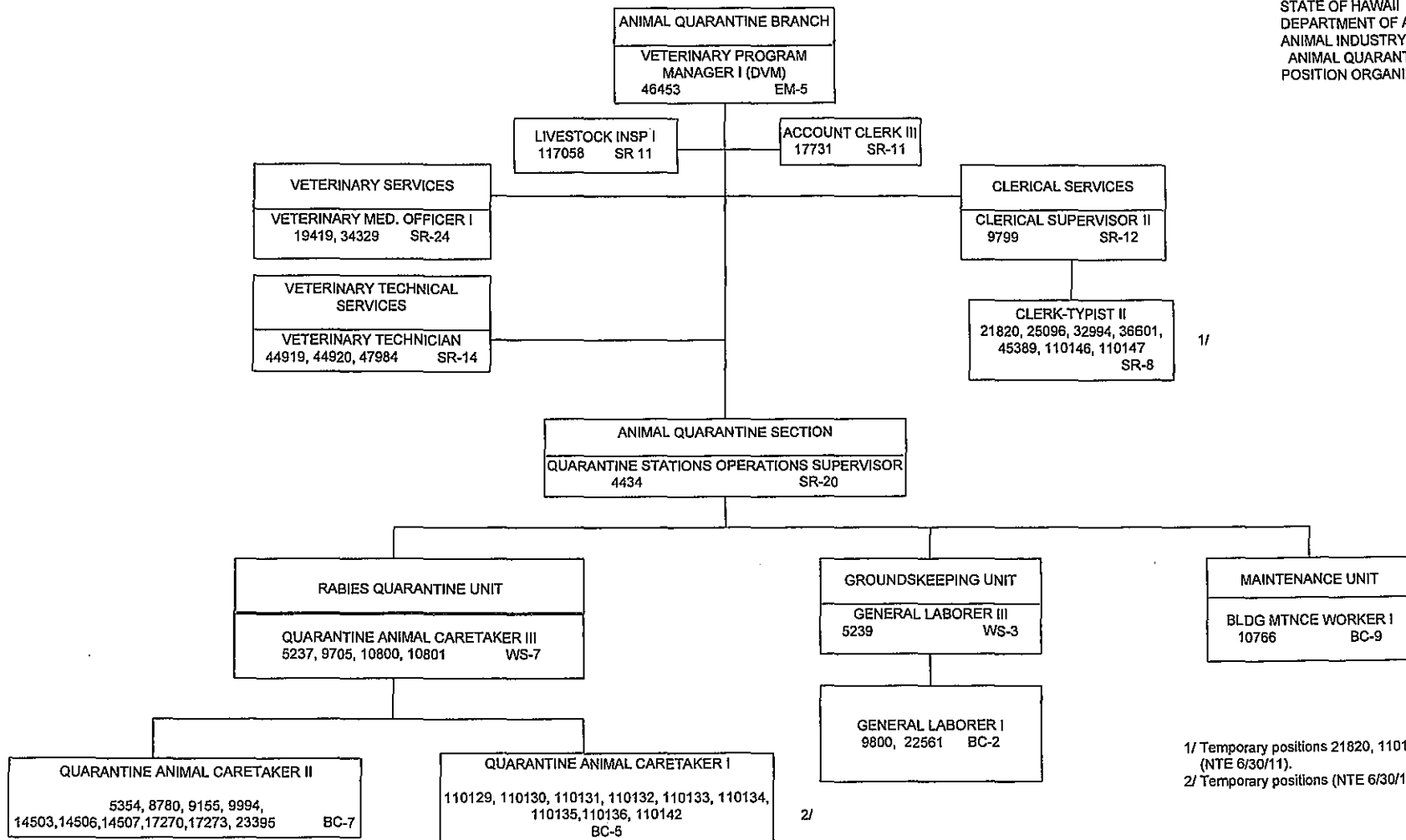






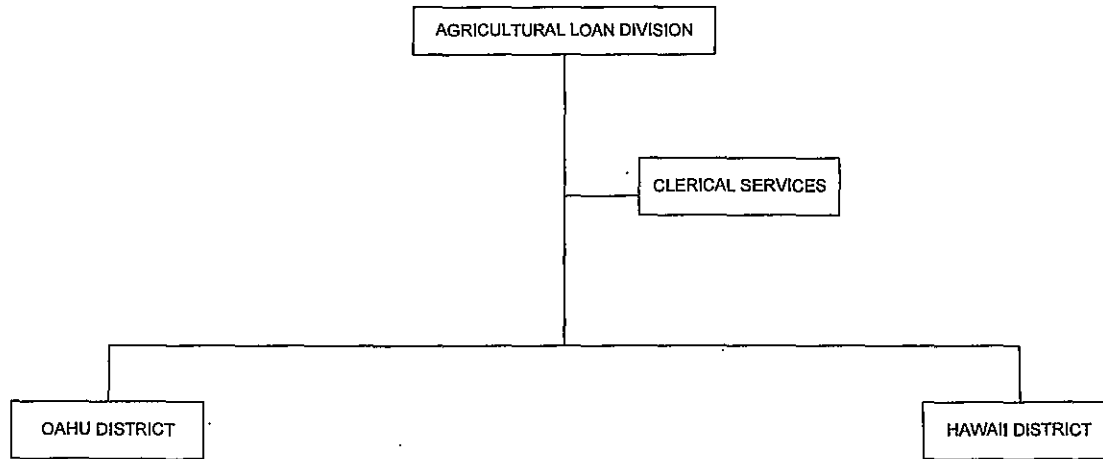
1/ Temporary positions 2932, 8782, 23401, 45639, 45640, 47971, 112414, 118624 (NTE 6/30/11)  
 2/ Position No. 118397 is half-time (.5 FTE).  
 3/ Position is temporary. NTE 6/30/11

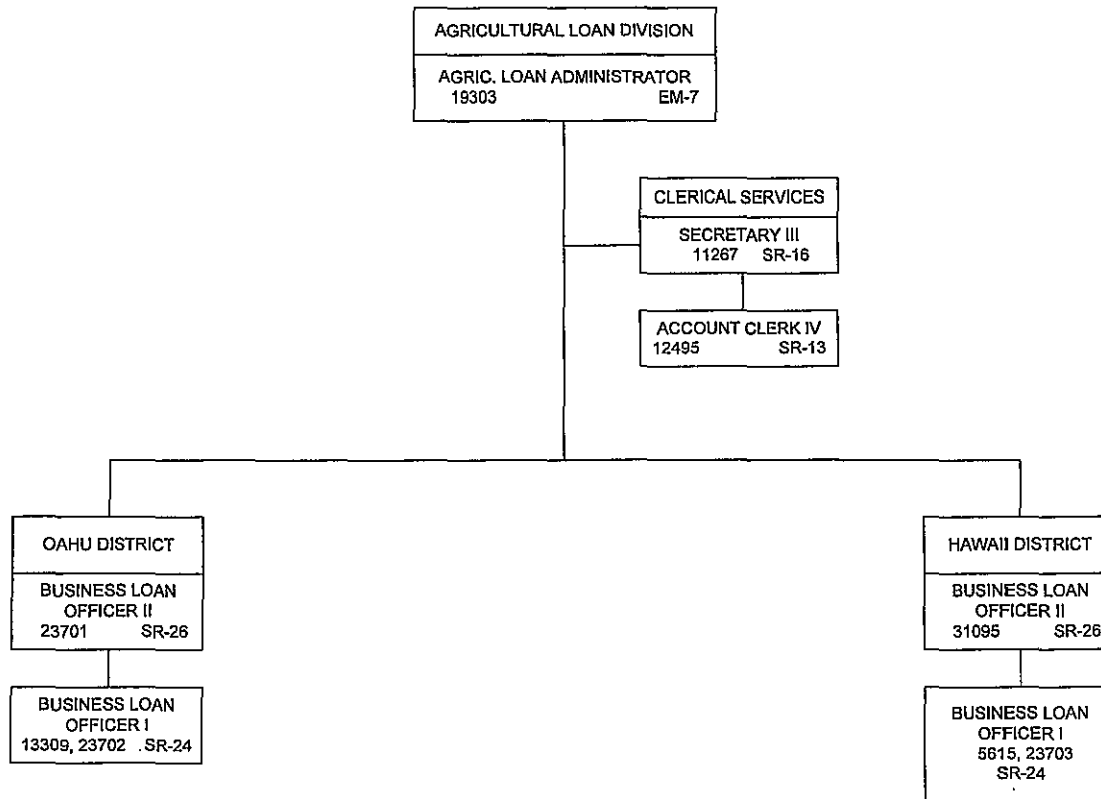
NOTE:  
 Position no. 10674, Livestock Inspector II, abolished by Act 180, SLH, 2010, effective 7/1/10.  
 Position no. 36846, Chemist IV, abolished by Act 180, SLH, 2010, effective 7/1/10.  
 Position no. 11897, Lab Asst. II, abolished by Act 180, SLH, 2010, effective 7/1/10.  
 Position no. 3448, Microbiologist III, abolished by Act 180, SLH, 2010, effective 7/1/10.

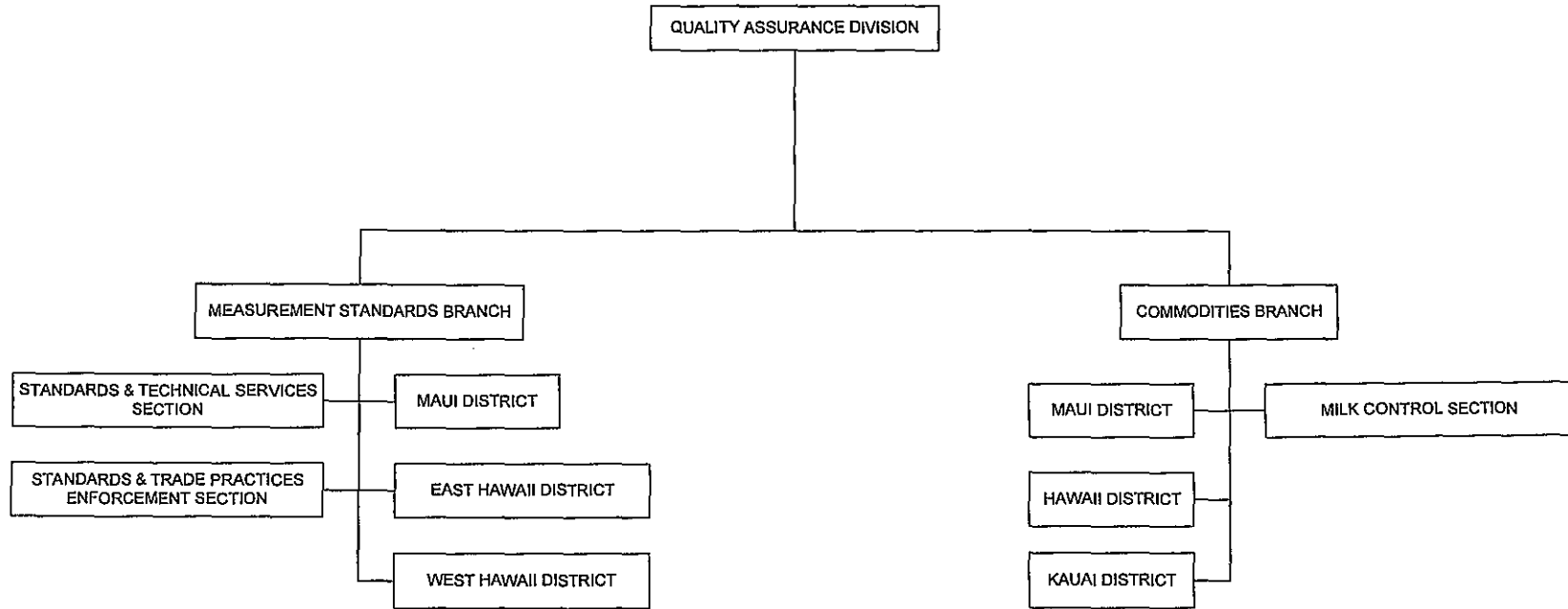


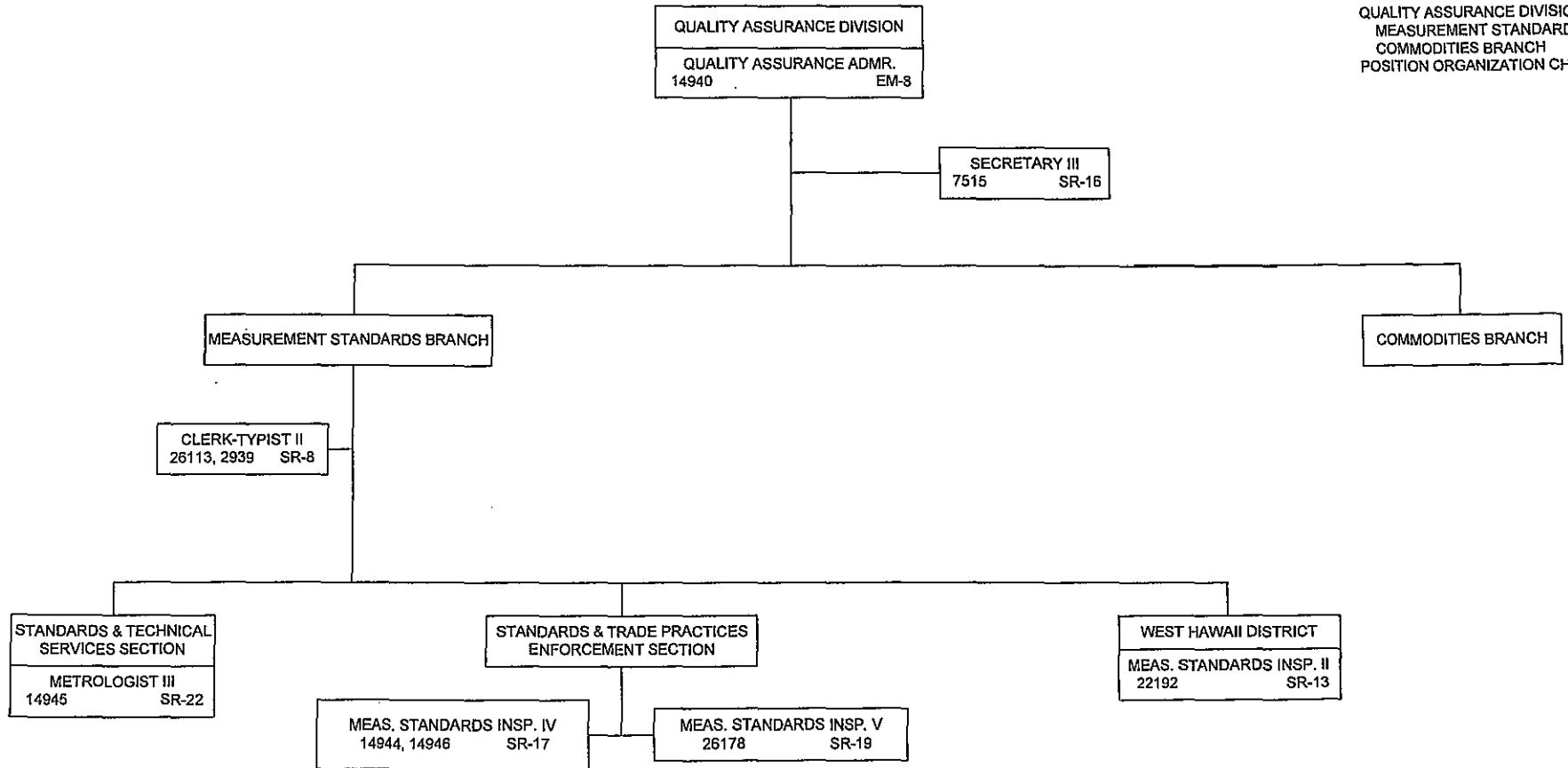
1/ Temporary positions 21820, 110146, 110147 as needed (NTE 6/30/11).  
 2/ Temporary positions (NTE 6/30/11).

NOTE:  
 Position no. 5240, QAC II, abolished by Act 180, SLH, 2010, effective 7/1/10

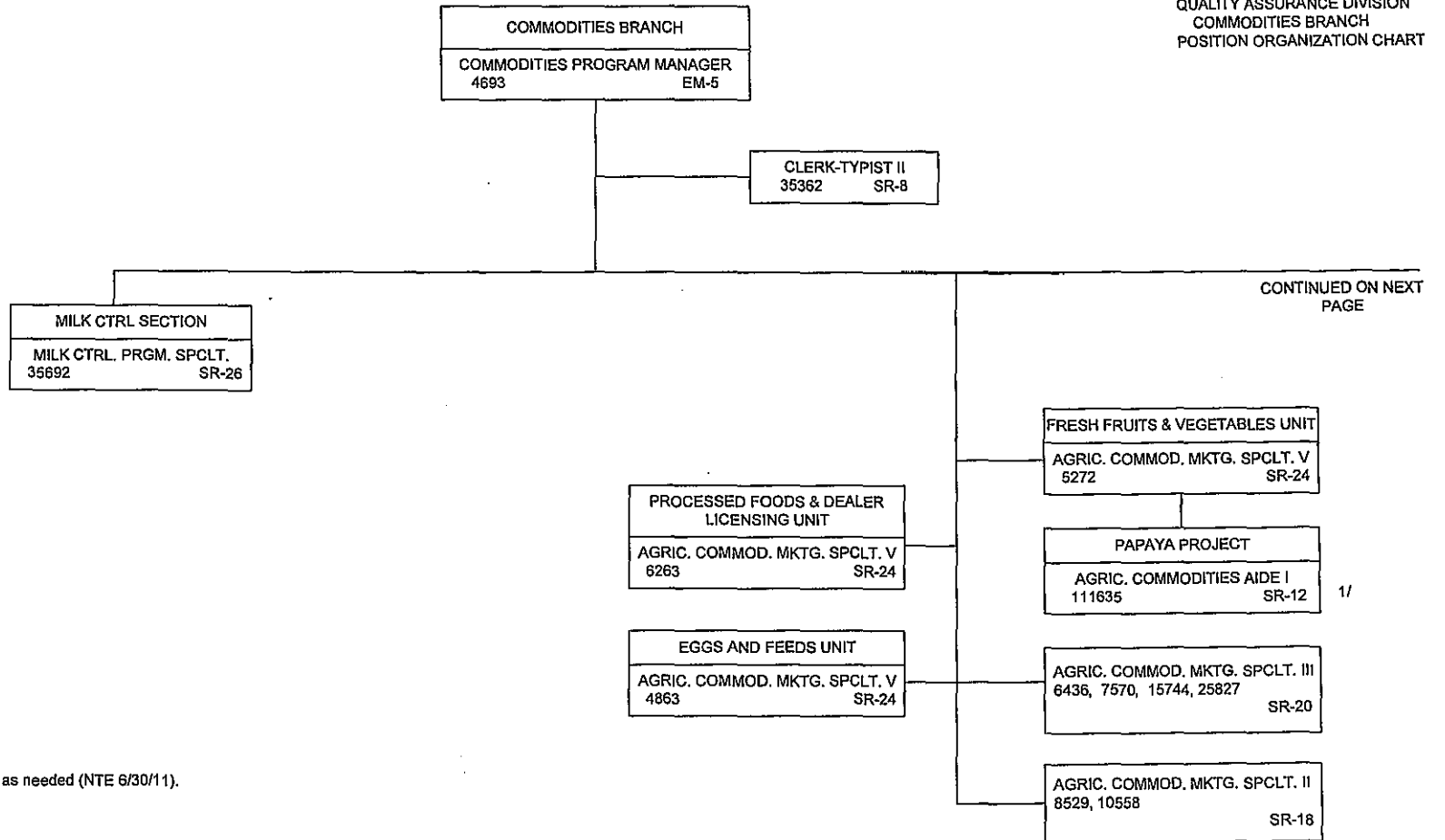








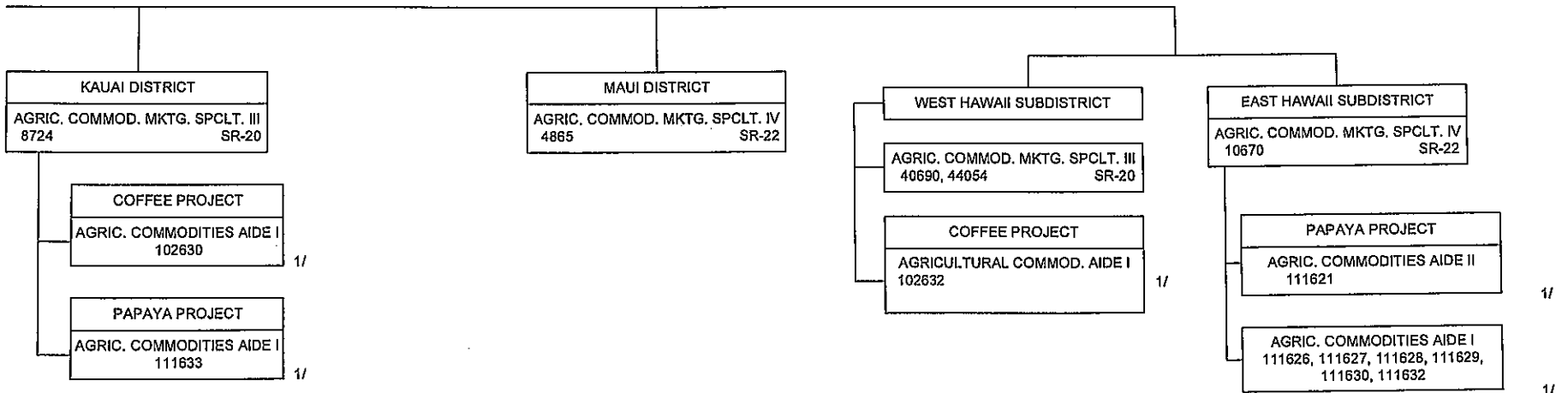
NOTE:  
 Position no. 46452, Measurement Standards Prog. Mgr., abolished by Act 180, SLH, 2010, effective 7/1/10.  
 Position nos. 44191, 44192, Measurement Standards Inspec IV, abolished by Act 180, SLH, 2010, effective 7/1/10.



CONTINUED ON NEXT  
PAGE

1/ Temporary position as needed (NTE 6/30/11).

CONTINUED FROM PREVIOUS PAGE



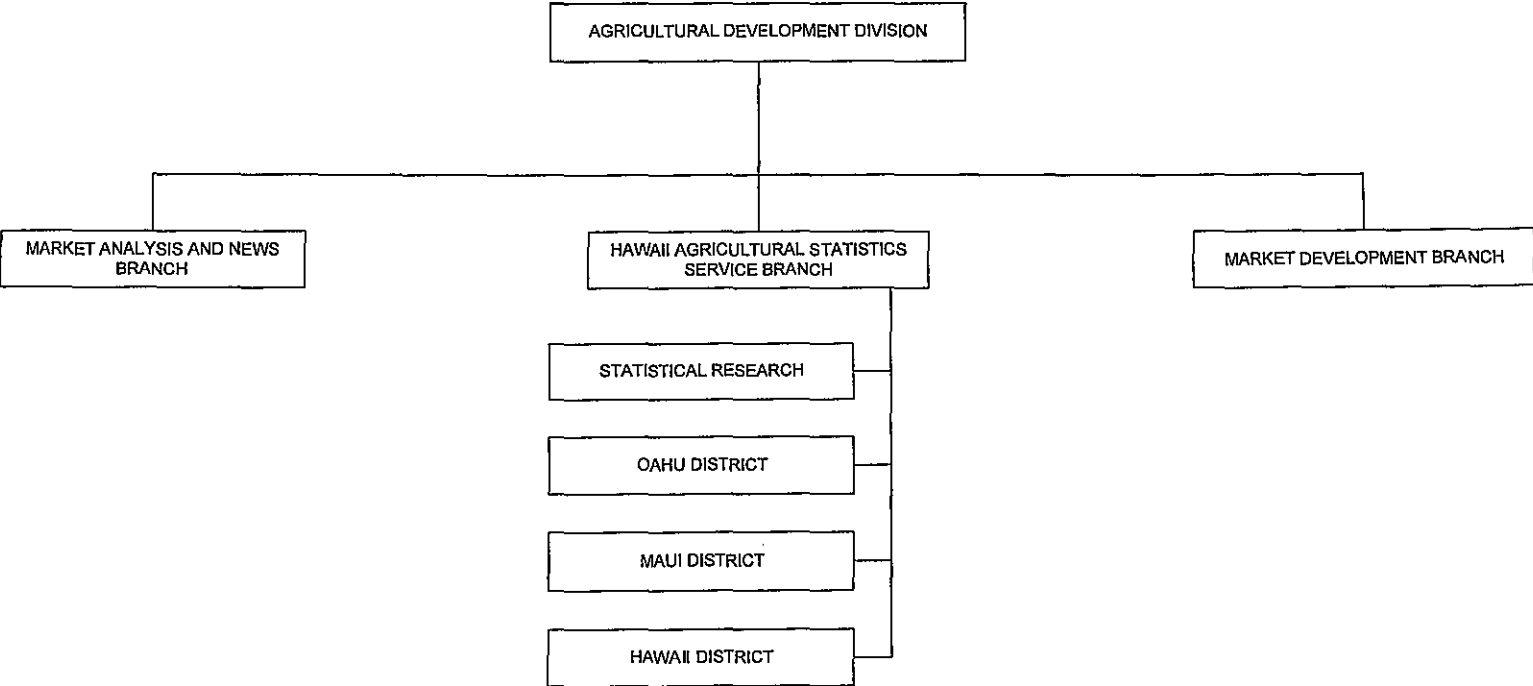
NOTE:  
 Position nos. 10671, 22193, ACMS III, abolished by Act 180, SLH, 2010, effective 7/1/10

1/ Temporary position as needed (NTE 6/30/11). No SRs..

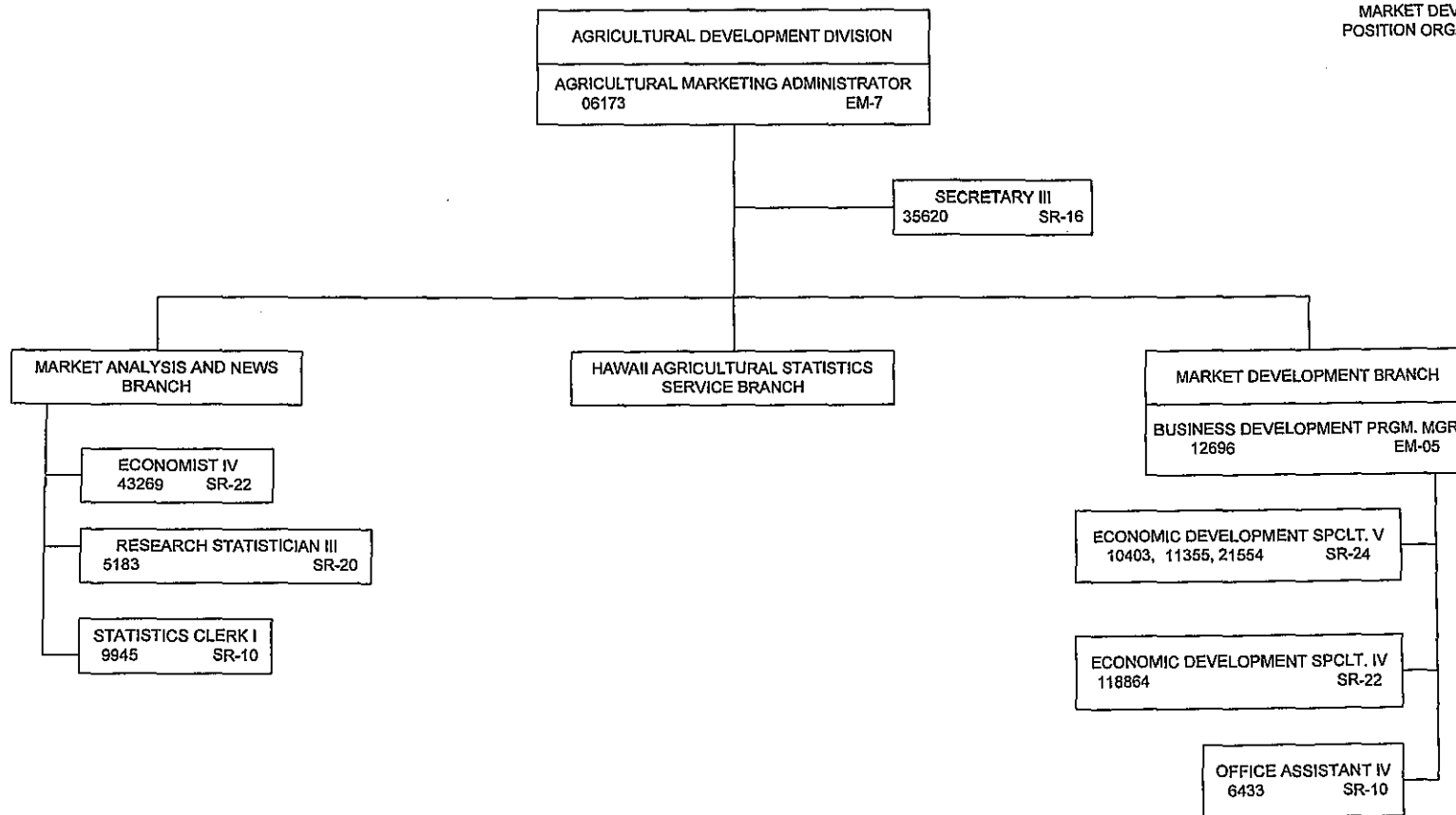


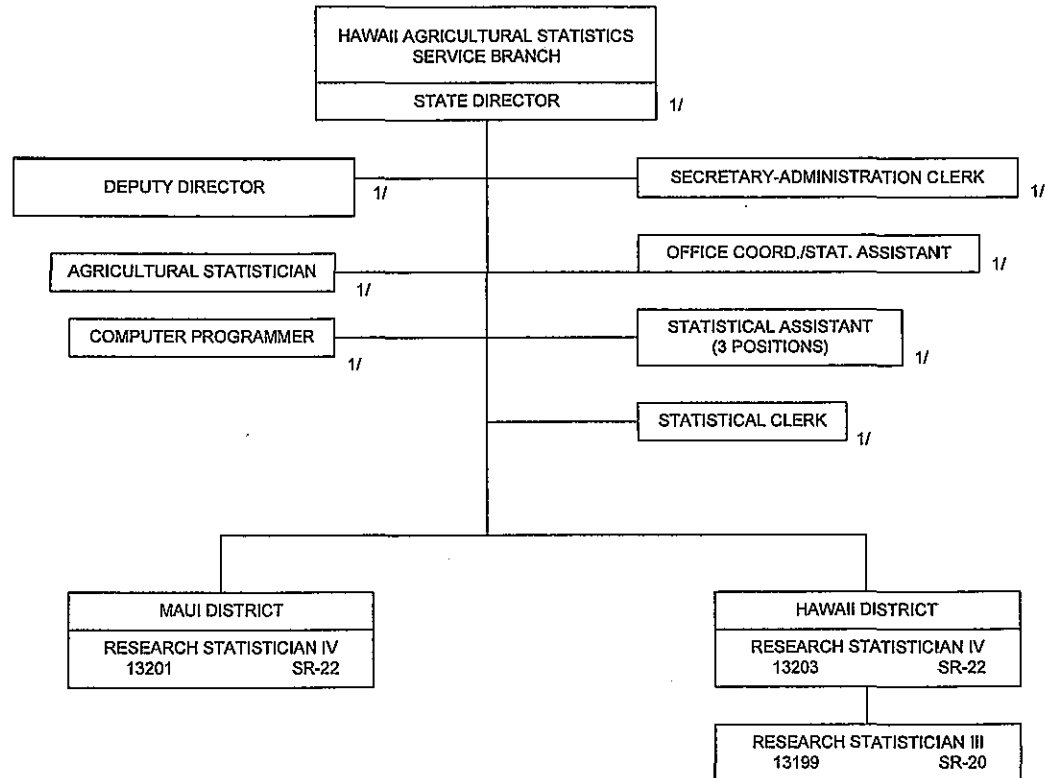


STATE OF HAWAII  
DEPARTMENT OF AGRICULTURE  
AGRICULTURAL DEVELOPMENT DIVISION  
HAWAII AGRICULTURAL STATISTICS  
SERVICE BRANCH  
MARKET ANALYSIS AND NEWS  
BRANCH  
MARKET DEVELOPMENT BRANCH  
ORGANIZATION CHART



STATE OF HAWAII  
 DEPARTMENT OF AGRICULTURE  
 AGRICULTURAL DEVELOPMENT DIVISION  
 HAWAII AGRICULTURAL STATISTICS  
 SERVICE BRANCH  
 MARKET ANALYSIS AND NEWS  
 BRANCH  
 MARKET DEVELOPMENT BRANCH  
 POSITION ORGANIZATION CHART

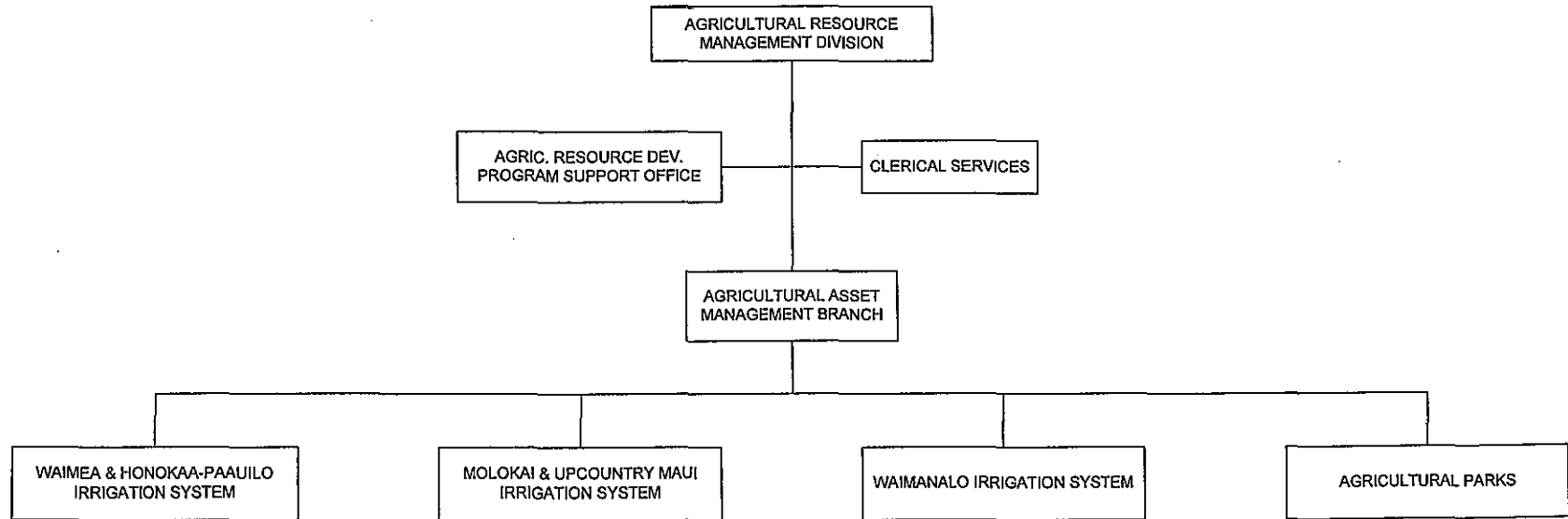


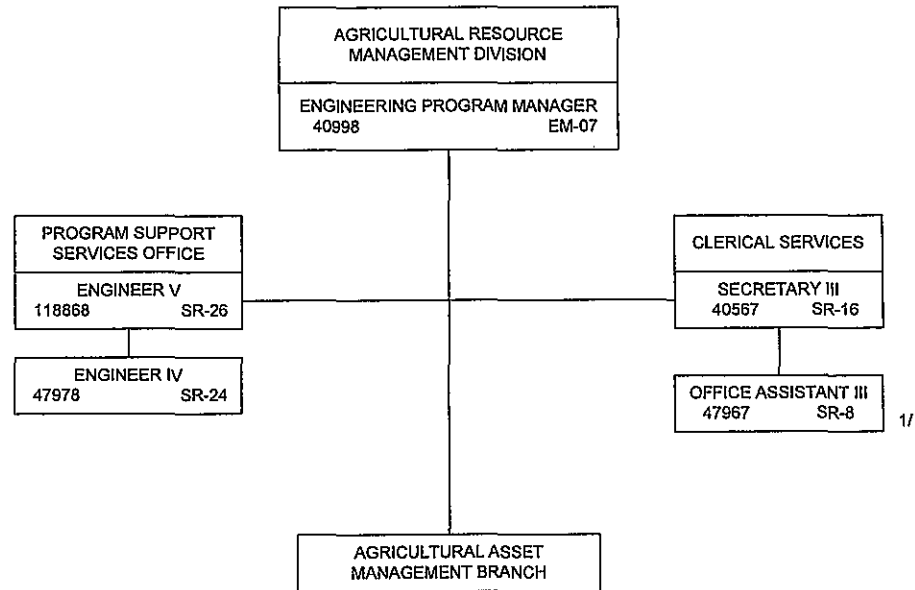


NOTE:

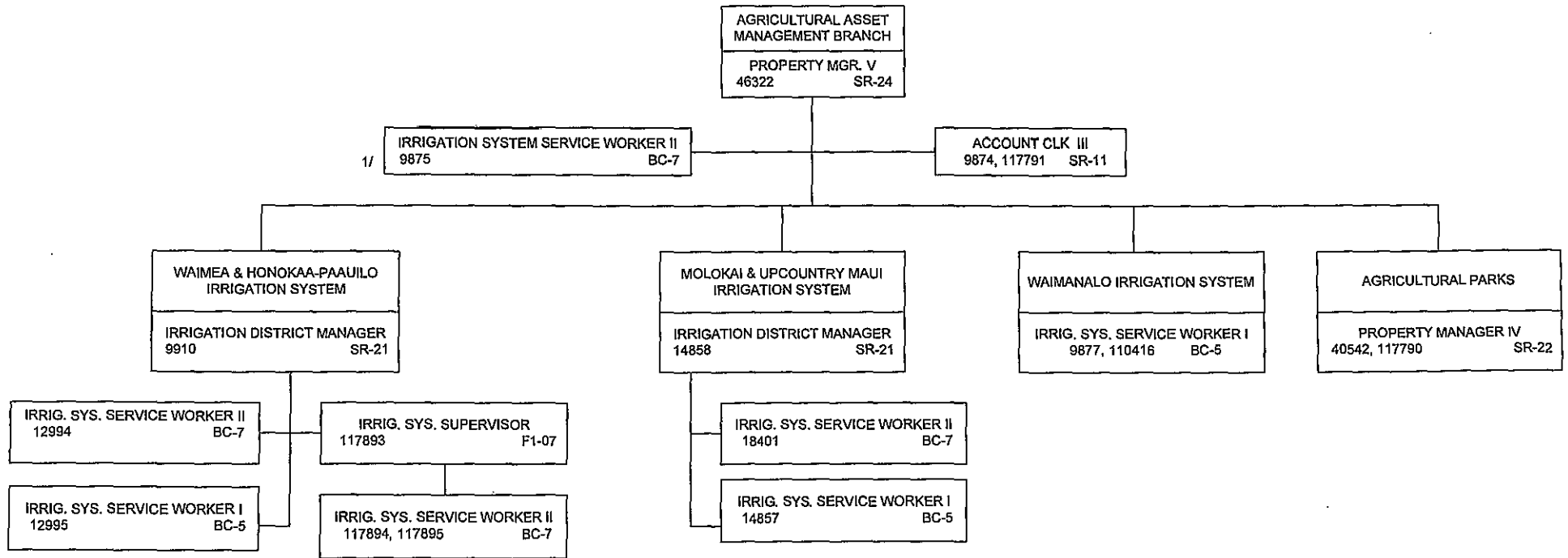
Position nos. 13204, 15794 Research Statistician V, abolished by Act 180, SLH, 2010, effective 7/1/10.  
 Position no. 13202, Research Statistician IV, abolished by Act 180, SLH, 2010, effective 7/1/10.

1/ - Federal positions.

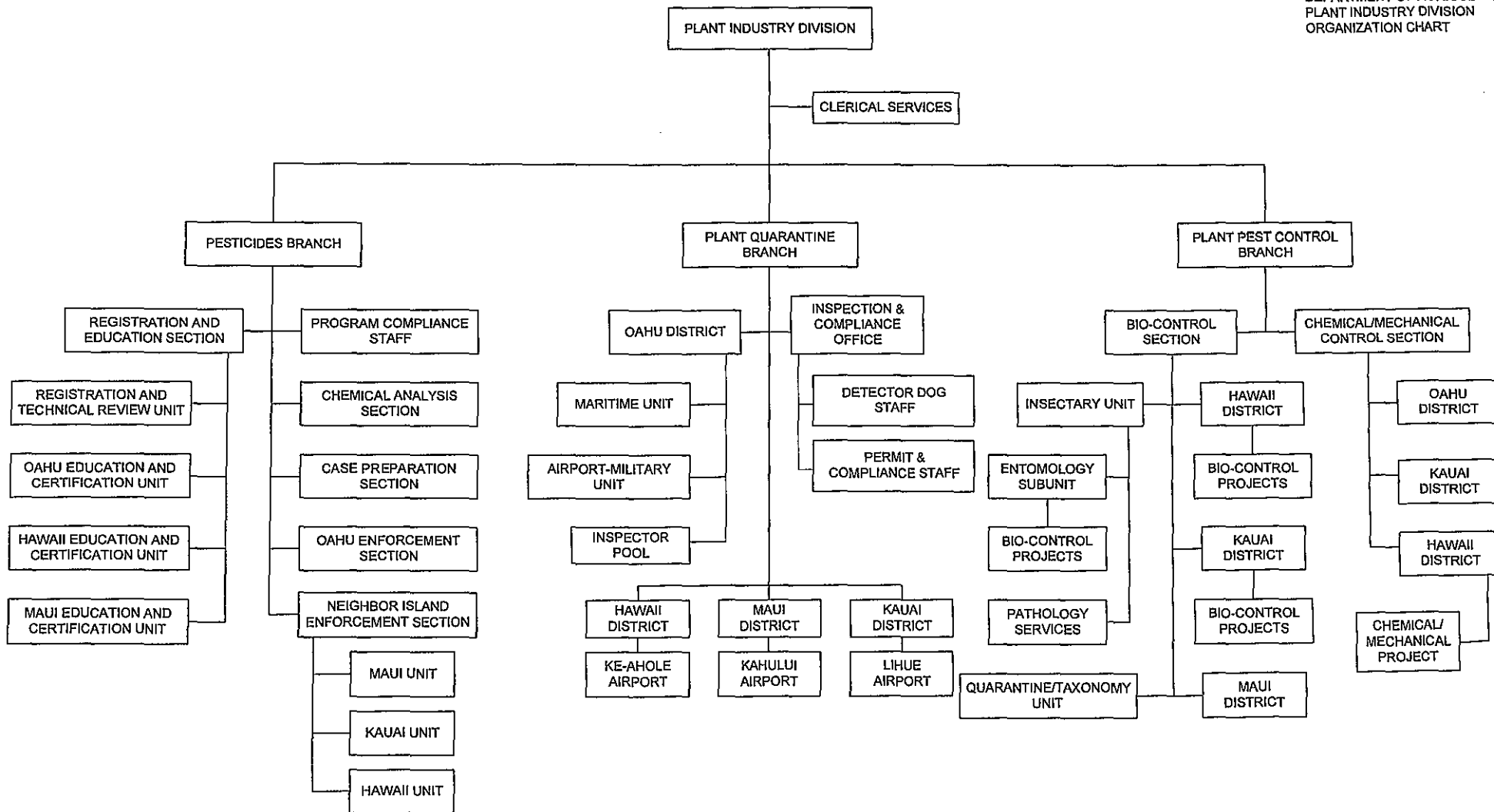


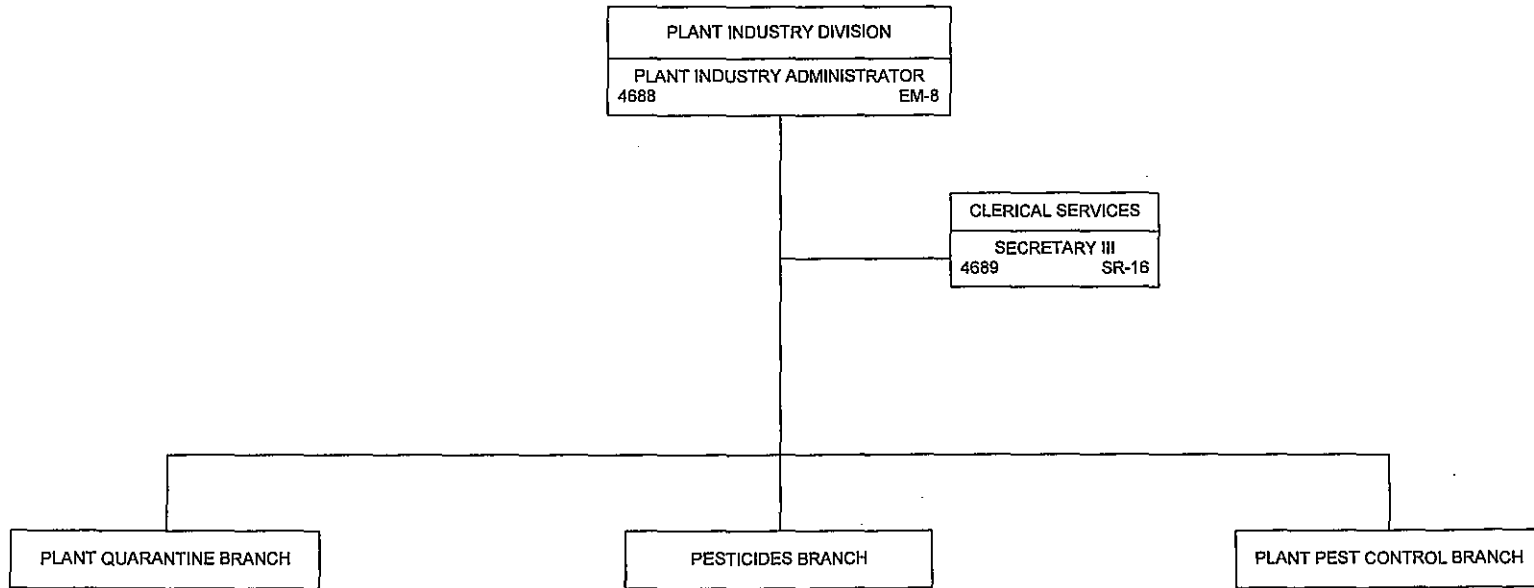


1/ - Temporary position supports Agricultural Park  
 Program not to exceed June 30, 2011.



1/ - Classification of position will be reviewed.

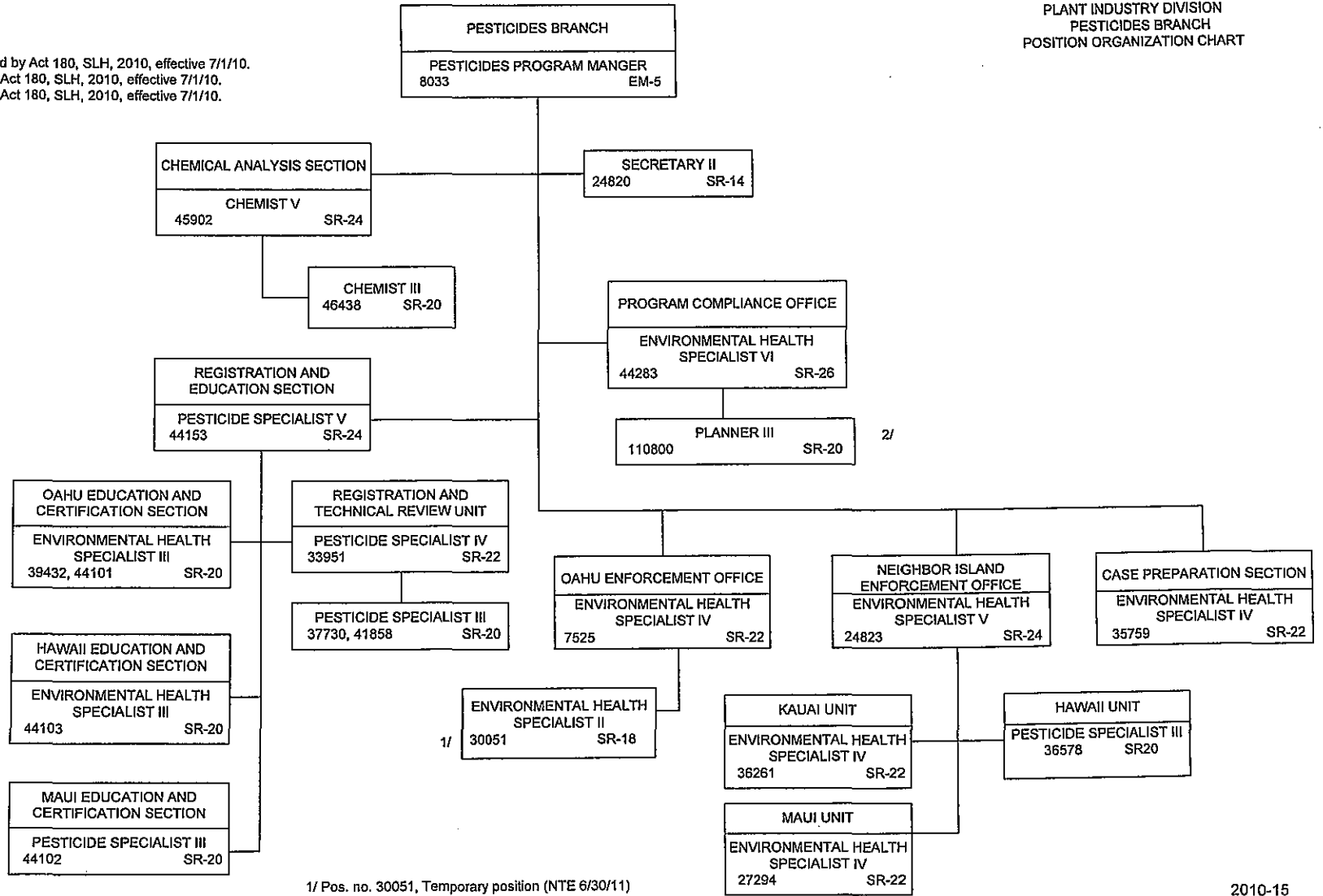




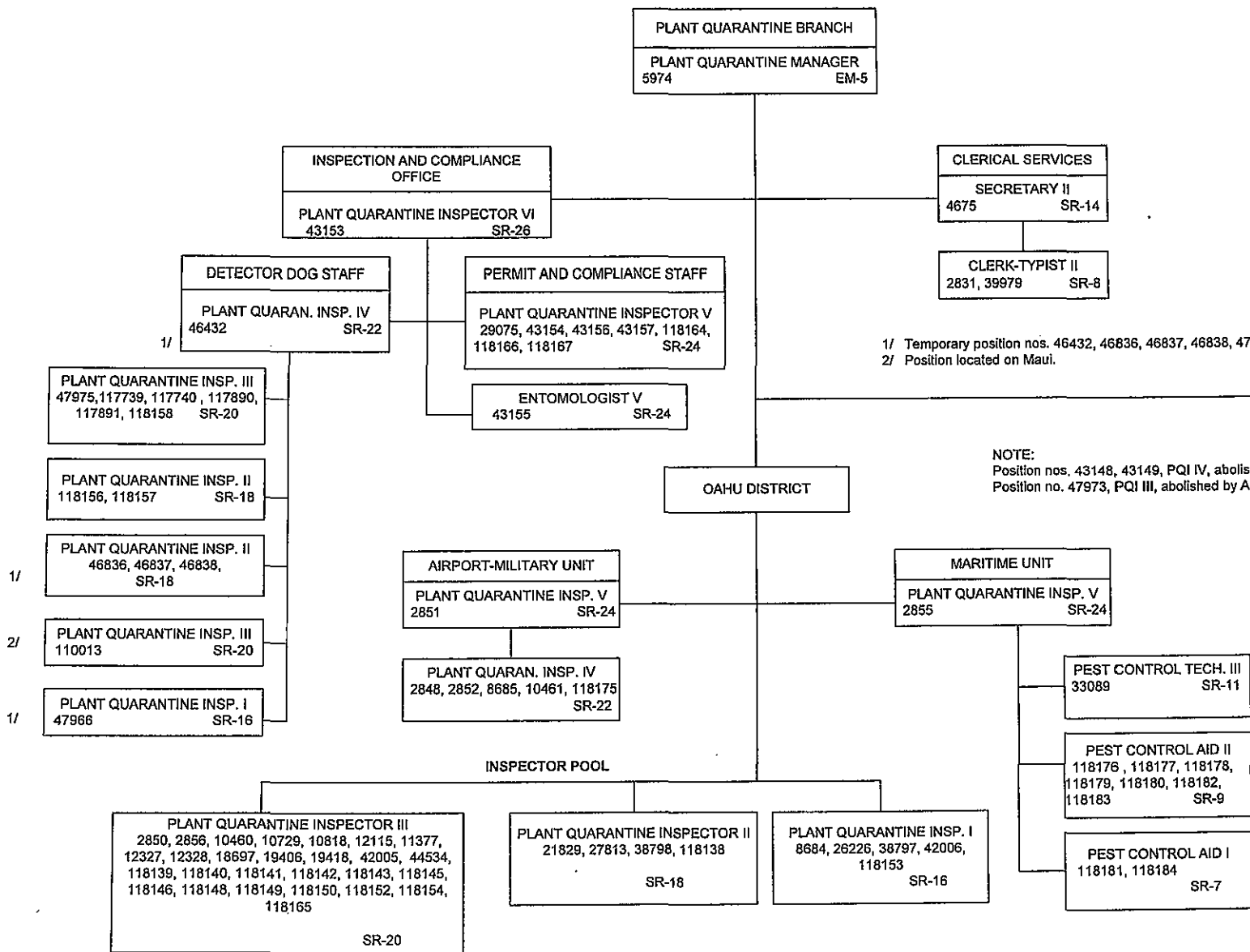


NOTE:

Position no. 47818, Lab Asst. III, abolished by Act 180, SLH, 2010, effective 7/1/10.  
 Position no. 35757, EHS III, abolished by Act 180, SLH, 2010, effective 7/1/10.  
 Position no. 35758, EHS III, abolished by Act 180, SLH, 2010, effective 7/1/10.



1/ Pos. no. 30051, Temporary position (NTE 6/30/11)  
 2/ Temporary position (NTE 6/30/11)

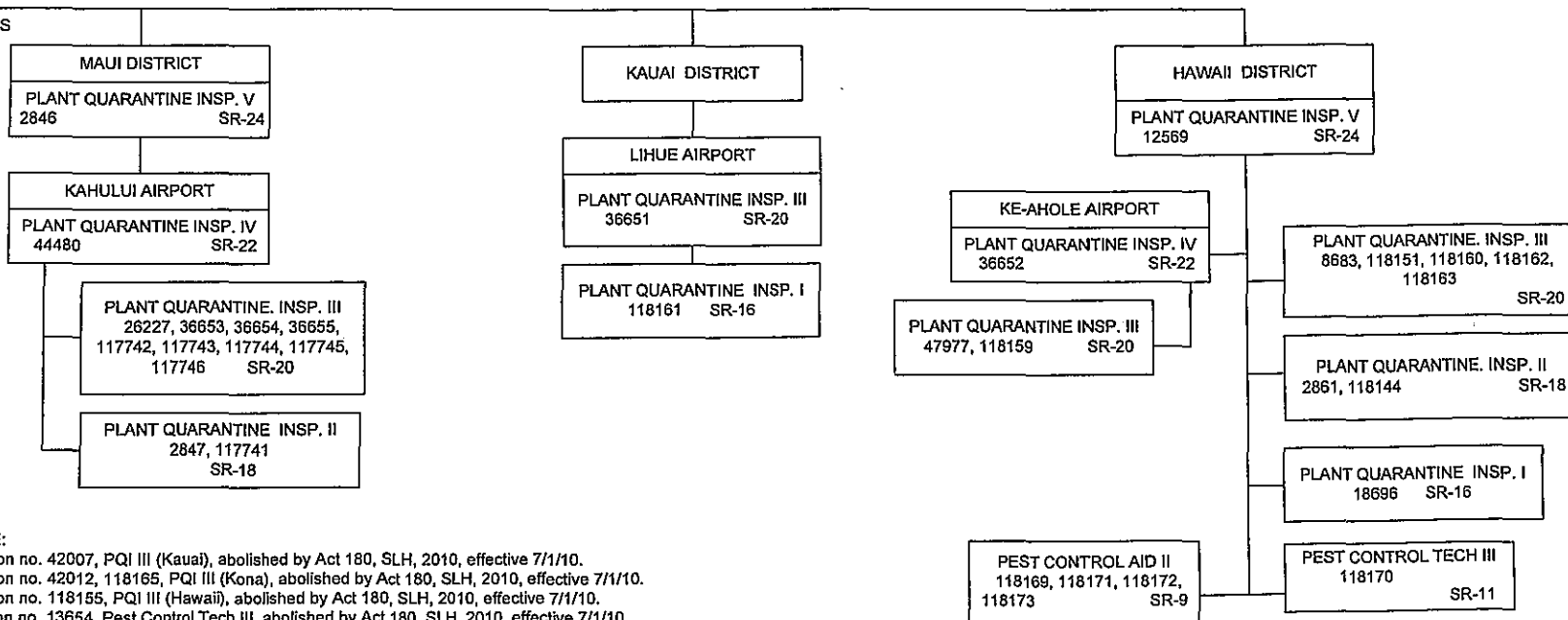


1/ Temporary position nos. 46432, 46836, 46837, 46838, 47966, federal funding (NTE 6/30/11).  
 2/ Position located on Maui.

CONTINUED ON NEXT PAGE

NOTE:  
 Position nos. 43148, 43149, PQI IV, abolished by Act 180, SLH, 2010, effective 7/1/10.  
 Position no. 47973, PQI III, abolished by Act 180, SLH, 2010, effective 7/1/10.

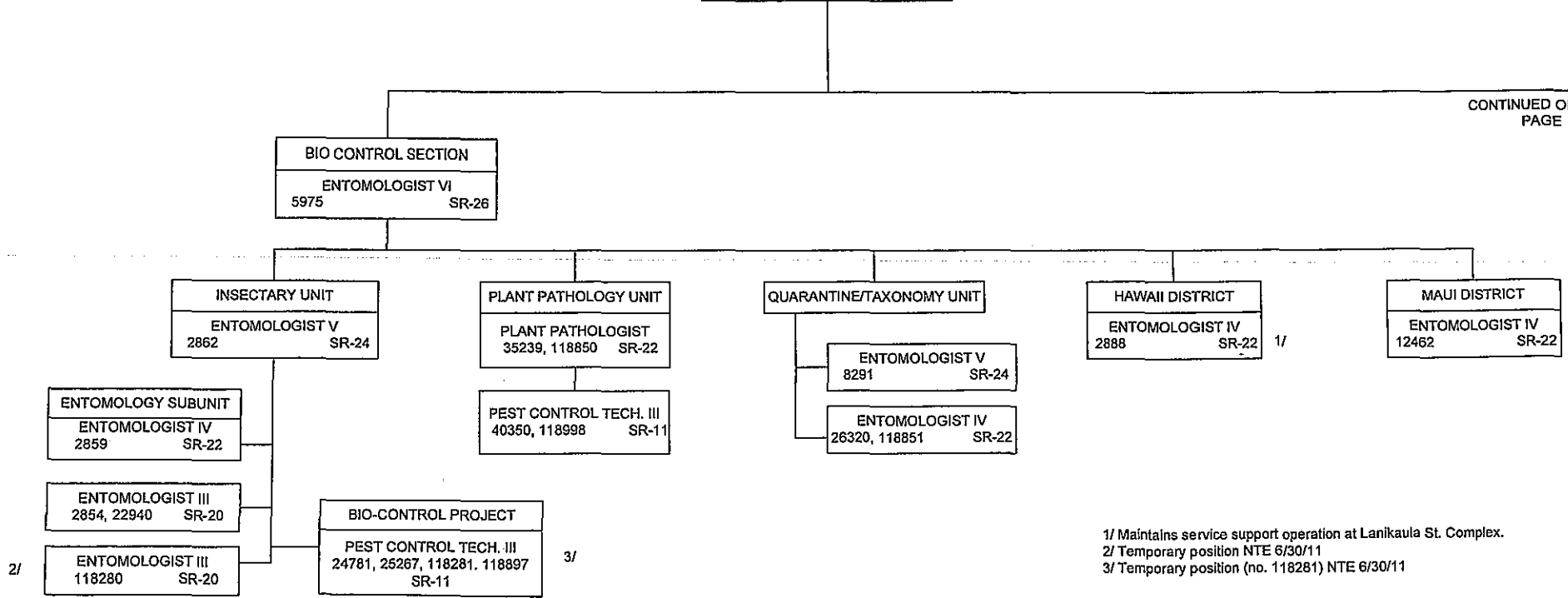
CONTINUED FROM PREVIOUS  
 PAGE



**NOTE:**  
 Position no. 42007, PQI III (Kauai), abolished by Act 180, SLH, 2010, effective 7/1/10.  
 Position no. 42012, 118165, PQI III (Kona), abolished by Act 180, SLH, 2010, effective 7/1/10.  
 Position no. 118155, PQI III (Hawaii), abolished by Act 180, SLH, 2010, effective 7/1/10.  
 Position no. 13654, Pest Control Tech III, abolished by Act 180, SLH, 2010, effective 7/1/10.

PLANT PEST CONTROL BRANCH  
 AGRICULTURAL PEST CONTROL  
 MANAGER  
 2842 EM-5

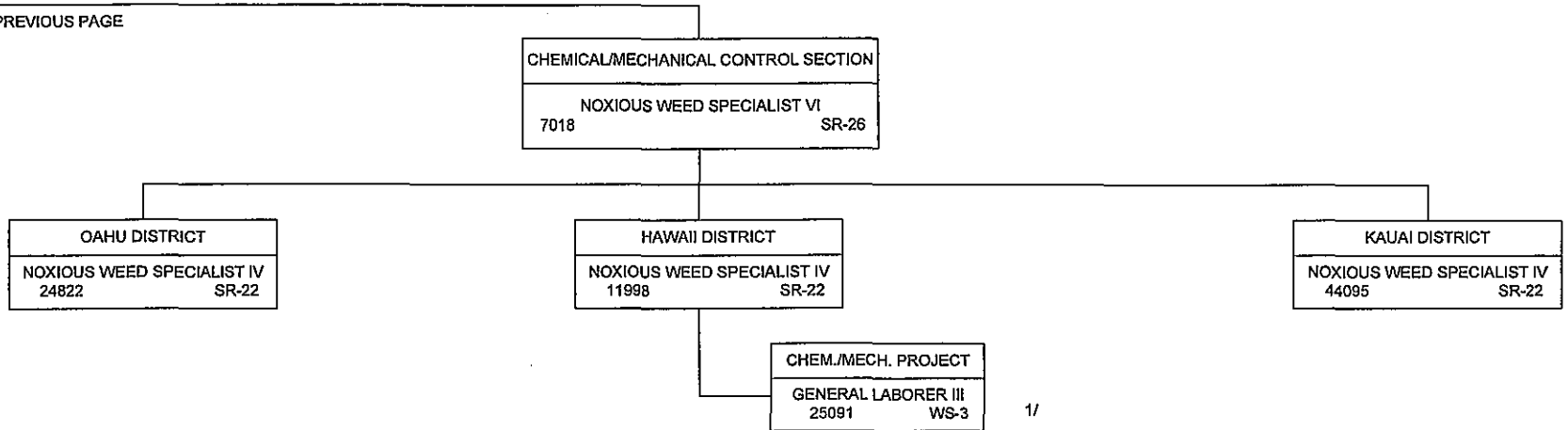
CONTINUED ON NEXT  
 PAGE



1/ Maintains service support operation at Lanikaula St. Complex.  
 2/ Temporary position NTE 6/30/11  
 3/ Temporary position (no. 118281) NTE 6/30/11

NOTE:  
 Position no. 118896, Office Asst. III, abolished by Act 180, SLH, 2010, effective 7/1/10.  
 Position no. 14848, Entomologist V, abolished by Act 180, SLH, 2010, effective 7/1/10.  
 Position no. 25266, Pest Control Tech III, abolished by Act 180, SLH, 2010, effective 7/1/10.

CONTINUED FROM PREVIOUS PAGE



**NOTE:**

Position no. 36682, Noxious Weed Specialist I, abolished by Act 180, SLH, 2010, effective 7/1/10.  
 Position no. 12025 Noxious Weed Specialist IV, abolished by Act 180, SLH, 2010, effective 7/1/10.  
 Position no. 24641, General Laborer III, abolished by Act 180, SLH, 2010, effective 7/1/10.  
 Position nos. 17343, 24640, General Laborer II, abolished by Act 180, SLH, 2010, effective 7/1/10.  
 Position no. 13656, Pest Control Tech III, abolished by Act 180, SLH, 2010, effective 7/1/10.

1/ Temporary positions for the Bio-Control Projects.