

LINDA LINGLE  
GOVERNOR



MARK J. BENNETT  
ATTORNEY GENERAL

LISA M. GINOZA  
FIRST DEPUTY ATTORNEY GENERAL

STATE OF HAWAII  
DEPARTMENT OF THE ATTORNEY GENERAL  
425 QUEEN STREET  
HONOLULU, HAWAII 96813  
(808) 586-1500

**Budget Briefing  
presented to the  
Senate Committee on Ways and Means  
January 2010**

I. MISSION STATEMENT	1
II. ATG-100 LEGAL SERVICES	1
A. Economic Impact	1
B. Alternatives Considered	1
1. Generating revenue for the State	
a. The Department undertakes legal actions to generate and collect revenue for the State.	1
b. The Department defends the State against costly legal actions.	5
c. The Department provides advice and counsel that enable the State to implement revenue-generating and money-saving programs while avoiding costly legal challenges.	9
d. The Department obtains federal and other grant funds for the State.	11
2. Shifting general funded operational costs to non-general funds	14
3. Outsourcing activities performed by eliminated personnel	14
4. Consolidation or elimination of programs within your department	14

III. ATG-231 HAWAII CRIMINAL JUSTICE DATA CENTER	17
A. Economic Impact	17
B. Alternatives Considered	17
1. Generating revenue for the State	17
2. Shifting general funded operational costs to non-general funds	18
3. Outsourcing activities performed by eliminated personnel	18
4. Consolidation or elimination of programs within your department	18
IV. ATG-500 CHILD SUPPORT ENFORCEMENT AGENCY	19
A. Economic Impact	19
B. Alternatives Considered	19
1. Generating revenue for the State	19
2. Shifting general funded operational costs to non-general funds	20
3. Outsourcing activities performed by eliminated personnel	20
4. Consolidation or elimination of programs within your department	20

## **I. MISSION STATEMENT**

To provide excellent legal and public services in a timely manner.

## **II. ATG-100 LEGAL SERVICES**

### **A. Economic Impact**

Decreases in personnel and working hours, described in the attached tables, have reduced the amount of time the Department is able to devote to each case. This necessarily means that some cases will receive less attention than they would if the Department were fully staffed, which may result in less favorable results and more settlements. Additionally, cuts in the Litigation Deposits Trust Fund may limit the Department's ability to fund litigation. And there may be delays in public services provided by the Crime Prevention and Justice Assistance Division, including the processing of federal grant funds.

### **B. Alternatives Considered**

#### **1. Generating revenue for the state**

##### **a. The Department undertakes legal actions to generate and collect revenue for the State.**

The Department generates millions of dollars for the State each year in judgments, settlements, and collections. In recent years, the Department has collected judgments and settlements for the State totaling the following approximate amounts:

FY 2009	\$26,700,691
FY 2008	\$21,682,803
FY 2007	\$23,231,561
FY 2006	\$32,766,046
FY 2005	\$60,448,000
FY 2004	\$21,351,000

The Department also represents the State on appeal from lower court judgments. In many cases the Department obtains affirmances of judgments favorable to the State, and in many other cases the Department obtains reversals of adverse judgments, including awards of attorneys' fees against the State. The State benefits not only from the immediate savings in particular cases, but also from repetitive future savings by avoiding the long-term effects of adverse precedent.

Following are recent examples of the Department's actions in generating and collecting funds for the State. While this is not a comprehensive list, it illustrates the variety and extent of the Department's revenue-generating activities.

In April 2006, the Department brought claims against 44 drug manufacturers, alleging that they inflated the price of prescription drugs when reporting the "average wholesale prices." The average wholesale price for a drug is determined by the drug's manufacturer and is a significant factor in determining the amount of money that Medicaid will pay for a drug. Investigation by the State of Hawaii, other state attorneys general, and the U.S. Department of Justice has revealed that the reported average wholesale price frequently has little relationship to the actual price paid for the drug and that inflated or false average wholesale prices is widespread in the prescription drug industry. The Department has achieved significant settlements in this litigation.

- The Department enforces the state tobacco tax laws. In FY 2009, twenty-one successful tobacco tax prosecutions resulted in criminal fines of \$177,000 and restitution of \$703,794. Additionally, the Department enforces the Tobacco Master Settlement Agreement (MSA), which obligates certain tobacco manufacturers to make payments to the settling states. From 1999 to 2009, the State received \$439,474,841 in MSA payments.
- The Department prosecuted more than 30 tax fraud cases in FY 2008, involving \$1,939,171 in fraud. In FY 2007, the Department prosecuted more than 40 tax fraud cases, involving \$2,047,157 in fraud. In FY 2008, the Department successfully prosecuted 54 defendants, involving \$1,525,000 in fraud. In 2007, the Department successfully prosecuted 37 defendants, involving \$1,667,903 in fraud. By aggressively prosecuting the cases, the Department helps deter fraud against the State.
- The Department administers the state asset forfeiture program, which provides for the seizure and forfeiture of assets used or acquired in connection with criminal activities. Forfeited assets, including proceeds from the auction of forfeited property, are used by state and county law enforcement agencies to fight crime. In FY 2009, the estimated value of the property seized under this program was approximately \$1.3 million.
- The Department assisted in the federal prosecution of four Honolulu airport employees for conspiracy to commit mail fraud. A deputy attorney general served as one of two lead prosecutors. The jury returned guilty verdicts against all defendants on all counts. The defendants received jail sentences ranging from 60 to 108 months and were ordered to pay restitution totaling \$4.6 million.

- The Department enforces state tax claims (delinquent taxes or tax liens) in bankruptcy cases in Hawaii and other states. From July 1, 2008 to December 31, 2009, the Department collected \$1,505,121 in these cases.
- The Department asserts the State's tax lien rights in judicial and non-judicial foreclosure actions filed in state courts by lenders, and in federal courts by the Internal Revenue Service. From July 1, 2008 to December 31, 2009, the Department collected \$57,824 in these cases.
- The Department represents the State in tax appeal cases arising from state tax assessments of any kind. From July 1, 2008 to December 31, 2009, the Department collected \$21,520,292 in these cases.
- The Department represents the State in various other tax actions, including quiet title proceedings and interpleader actions filed by title companies where the State has a recorded tax lien. From July 1, 2008 to December 31, 2009, the Department collected \$305,716 in miscellaneous tax cases.
- Additionally, the Department has secured the dismissal of several tax appeals that could have resulted in payments to taxpayers from the general fund, and won cases in appellate courts that may allow for significant future tax collections.
- The Department administers and enforces the state charity registration law. In 2009, the Department collected \$213,866 in fees, fines, and penalties related to this program.
- The Department enforces the state antitrust laws. In FY 2009, the Department collected more than \$116,000 through antitrust enforcement activities.
- The Department collected \$138,951 in FY 2008 and \$107,084 in FY 2009 in third party liens on workers compensation liens for the Department of Education and the Department of Human Resources Development.
- The Department collected \$5,766,774 in FY 2008 and \$3,486,801 in FY 2009 in delinquent accounts (more than one year old) for the Hawaii Health Systems Corporation. The Department is able to handle delinquent collections at a much lower cost than commission-based private collection agencies.

- The Department collected \$5,331,690 in FY 2009 in Medicaid third party liens, home property liens, and estate recovery liens for the Department of Human Services.
- The Department collected \$1,590,751 in FY 2008 and \$3,400,490 in FY 2009 in delinquent lease rents, salary overpayments, and property damage claims at the airports, highways, and harbors for the Department of Transportation.
- The Department's Civil Recoveries Division collected \$156,084 in FY 2008 and \$155,331 in FY 2009 in miscellaneous collections, such as salary overpayments, loans, and reimbursements for damage to state property.
- The Civil Recoveries Division collected \$1,095,528 in FY 2008 and \$943,372 in FY 2009 in child support and Financial Institution Data Match cases for the Child Support Enforcement Agency. Additionally, in 2009, the Department's Family Law Division recovered approximately \$152,783 in arrearages owed to custodial parents and to the State as reimbursement of TANF payments. The Family Law Division also recovered approximately \$150,000 in judgments against non-custodial parents.
- Since May 2008, the Department's Deadbeat Parent Unit has collected approximately \$212,565 in child support from delinquent parents. These cases are considered difficult to prosecute because these parents often hide assets to avoid paying child support, and the payments may be many years in arrears.
- The Department files actions to establish paternity, which results in payments to custodial parents and reimbursements to the State for welfare expenditures.
- In environmental and other enforcement actions on behalf of the Department of Health, the Department brought \$593,531 in fines and penalties into the State treasury in FY 2009. An additional fine of \$950,000 in an enforcement case was deposited in August 2009. Other environmental enforcement action penalties include \$55,000 relating to Tesoro (underground storage tank violations), and \$148,050 relating to Marisco (hazardous waste management violations).
- In the Department's enforcement actions relating to child care provider licensing violations, fines of \$8,475 were assessed in FY 2009.
- The Department petitions for conservatorship for vulnerable adults on behalf of the DHS Adult Protective Services Branch. In the past, DHS contracted

with private attorneys for this work. By providing this service, the Department saves the State the cost of private attorneys.

- In the period from July 1, 2007 through June 30, 2009, the Department collected \$711,893 on behalf of the Department of Labor and Industrial Relations in occupational safety and health penalties, unpaid wages and wage standard penalties, disability compensation penalties and reimbursements, and overpaid unemployment benefits.
- The Department represents the State in condemnation actions to protect the State from paying more than fair just compensation for the property condemned.
- The Department established the State's ownership of a 170-acre parcel of valuable and historic woodland in *State v. The Nature Conservancy*. In addition to preserving ownership of State lands, this result clears the way for pursuit of \$1 million in fines for illegal logging.
- The Department obtained a \$300,000 settlement for coral damage in the *Kai Anela* case. *Kai Anela*, a boat engaged in taking tourists to the rich coral beds at the Molokini Shoal Marine Life Conservation District, sank atop the coral reef at Molokini. The initial impact and salvage efforts damaged or destroyed some 192 square meters of dense and valuable coral. Similarly, we obtained a \$130,000 settlement for coral damage in *the Kai Nani* case.
- In the Pineridge Farms case, the Department filed a collection action on a promissory note. After the lawsuit was filed, Pineridge paid the State approximately \$200,000 for the use of land under Department of Transportation jurisdiction.

**b. The Department defends the State against costly legal actions.**

The Department saves the State millions of dollars in money damages and other costly outcomes by defending the State against lawsuits and other legal actions. The Department is often able to obtain the dismissal of cases that would otherwise result in monetary judgments against the State, or result in injunctive orders requiring the State to undertake expensive and burdensome actions. In other cases, the Department may be able to limit the State's liability or negotiate fair settlements. While it is not possible to precisely quantify these savings, the following recent examples illustrate how the Department's legal work helps avert costly consequences.

- In *Maunalua Bay v. State of Hawaii*, the Intermediate Court of Appeals reversed the portion of a circuit court judgment that would have required the

State to pay compensation for future accreted beachfront lands, saving State hundreds of millions of dollars in compensation for future accreted land.

- In *Hawaii Insurers Council v. Lingle*, the Hawaii Supreme Court held that that assessment of regulatory fees against insurers was not an impermissible tax. Lower courts had ruled against the State. One ICA judge had noted that a ruling against the State would implicate approximately \$1.9 billion in special and revolving funds.
- In *Awakuni v. Awana*, the department obtained a favorable ruling from the Hawaii Supreme Court, validating the decisions of the Hawaii Employer-Union Benefits Trust Fund in determining the health benefits plan for State and county employees.
- The Department secured a reversal in the Hawaii Supreme Court of an award of \$4.2 million against the Department of Human Services based on DHS's implementation of the Randolph-Sheppard Vending Stand Act, and successfully defeated a petition to challenge that decision before the United States Supreme Court.
- In *Cho v. State of Hawaii*, a lawsuit potentially worth millions of dollars, plaintiffs alleged that they had sustained injuries or illnesses caused by long-term exposure to lead, mercury, and arsenic during their ten-year occupancy of a government leased cottage on the grounds of a public intermediate school. The Department prevailed at trial, and the Intermediate Court of Appeals affirmed. The plaintiffs then appealed to the Hawaii Supreme Court. The Hawaii Supreme Court affirmed the judgment in favor of the State.
- The Department obtained the Hawaii Supreme Court's dismissal of a circuit court determination that the CSEA breached its fiduciary duty to obligees whose child support payments were held in "uncashed check" or "bad address" accounts. The court specifically held that the "financial management of CSEA has significantly improved." The court also vacated large portions of the judgment against the CSEA and reversed an attorneys' fee judgment.
- In *AlohaCare v. DHS* (U.S. District Court), the Department represented DHS against a health plan that bid unsuccessfully for a Medicaid managed care contract for the new QExA program. The new program provides health services for Hawaii's aged, blind, and disabled population through managed care instead of on a fee-for-service basis. It improves cares coordination, which allows necessary services to be delivered more efficiently and economically. The State pays for the services based on a capitated rate rather than reimbursing individual providers, which again is more economical.



Plaintiff moved to enjoin the QExA program from proceeding, but the case was dismissed. Plaintiff's appeal to the Ninth Circuit Court of Appeals was unsuccessful. The Department also obtained expeditious dismissal of AlohaCare's related administrative appeal.

- In *Hawaii Coalition for Health v. DHS* (U.S. District Court), the Department defended DHS against an additional attempt to stop the implementation of the QExA program. The case was dismissed.
- The Department negotiated a settlement in *Kapiolani Medical Center v. Koller*, ending intense litigation in a potentially high-cost case. In 2005, a Medicaid beneficiary had undergone a liver biopsy at Kapiolani Medical Center to be evaluated for a transplant. Subsequently, her treating physicians had difficulty stopping the bleeding at the site of the incision, and a hematologist recommended the use of an extremely expensive drug that is approved by the FDA for hemophiliacs. This patient was not a hemophiliac. Kapiolani continued to treat her with this drug for six weeks. She was still receiving the drug when she was transported to a mainland health facility for further evaluation for a liver transplant. Within three days of her arrival there, the use of this drug was discontinued and the bleeding was controlled by conventional means. DHS disputed the use of the drug, specifically, whether it was medically necessary. The initial claim was for approximately \$6 million. The case was settled for approximately \$2 million.
- The Department represented DOH and DHS in *Summer H. vs. DOH and DHS* (U.S. District Court), which challenged the 15% reduction in community-based services made by DOH for the Medicaid developmentally disabled population. After the early stages of litigation, Plaintiffs dismissed the case. The reductions are proceeding, with each affected individual given the opportunity to contest them in the administrative forum.
- The Department defends DHS in administrative appeals to the circuit court where DHS has reduced or terminated a public assistance recipient's general assistance or food stamp benefits because the recipient no longer qualifies for those amounts. The Department does the same for the MedQUEST division's determination of eligibility for Medicaid assistance.
- The Department negotiated a settlement on behalf of the State MedQUEST division, resolving a medical transportation provider's late-filed claims and ensuring that future claims would be submitted on a timely basis. The Department's legal advice and representation helped the DHS to avoid a threatened legal action for payment.

- The Department represented the MedQUEST division in a challenge to its determination that an applicant was ineligible for Medicaid coverage. The applicant wanted Medicaid to cover her long-term care costs. The hearing officer upheld MQD's determination that the applicant was ineligible for Medicaid assistance because the value of her assets exceeded the allowed limit, even after she tried to transfer her assets to a family member.
- In *Ann Kimball Wiles, et al. v. DOE* (U.S. District Court), the parents of a special education eligible student sought \$9.5 million in damages, alleging that DOE discriminated against their child under Section 504 of the Rehabilitation Act by failing to provide him all of the services specified in his Individualized Education Program (IEP). After a 4½ week trial, the jury returned a verdict for DOE, finding no liability and no damages. Plaintiffs filed an appeal to the Ninth Circuit Court of Appeals; the court later granted Plaintiffs' request for a voluntary dismissal of the appeal.
- In *Patricia N., et al. v. LeMahieu, et al.* (U.S. District Court), the parents of a special education eligible student sought more than \$1 million in damages, alleging that DOE failed to provide her all of the services specified in her IEP. The U.S. District Court remanded the case for an administrative hearing on issues that Plaintiffs failed to exhaust. The hearing officer rendered a decision requiring DOE to pay only \$49,400.
- In *Mark H., et al. v. LeMahieu, et al.* (U.S. District Court), the parents of two special education eligible students sought millions of dollars in damages, alleging that DOE failed to provide their children with all of their services specified in their IEPs. The U.S. District Court granted the State's Motion for Summary Judgment and denied Plaintiffs' Motion for Partial Summary Judgment.
- In *Alaka'i Na Keiki, Inc. v. Patricia Hamamoto, et al.*, Plaintiffs filed suit for money damages, alleging the wrongful denial of Plaintiff's response to a request for proposal for intensive instructional support services pursuant to HRS chapter 103F. The First Circuit Court granted the State's motion dismiss the complaint or alternatively for summary judgment.
- The Department represents the State in numerous administrative hearing cases relating to special education services. In most instances, the parents of special education eligible students seek either the provision of services or private placement at public expense.
- In *Brown v. State et al.*, the Department obtained summary judgment in federal court on behalf of the former chief of the State Historic Preservation

Division for a first amendment retaliation claim. Plaintiff had sought more than \$1 million in damages.

- The Department obtained reversal in the Hawaii Supreme Court of a lower court judgment of damages in the amount of \$3.67 million plus \$600,000 attorneys' fees against the Department of Human Services in a case involving claims of licensed blind vendors.
- In *Kemp v. Child Support Enforcement Agency*, the Department obtained a reversal in the Hawaii Supreme Court of a \$500,000 judgment for attorneys fees and costs against the State.

**c. The Department provides advice and counsel that enable the State to implement revenue-generating and money-saving programs while avoiding costly legal challenges.**

The Department provides advice and counsel to the Legislature, the Judiciary, and Executive branch agencies in thousands of legal matters every year.

The Department drafts, reviews, and provides advice on proposed legislation. The Department analyzes every bill introduced during each legislative session, and provides testimony to the Legislature regarding legal and constitutional issues to avoid future losses. For example:

- During the 2009 regular legislative session, the Department advised the Legislature and the Executive Branch as to compliance with the provisions of *Hawaii Insurers Council v. Lingle*, regarding the transfer of moneys from various non-general funds to the general fund. In *Hawaii Insurers Council*, the Hawaii Supreme Court established criteria regarding when such transfers would be permissible. The 2009 transfers from the various non-general funds to the general fund were needed in the State's efforts to balance the FY 2009 budget.

The Department drafts, reviews, and provides advice on administrative rules; and prepares, reviews, and approves as to legality contracts and other documents that enable the State to implement programs and prevent legal challenges. For example:

- The Department prepares and reviews leases, licenses, revocable permits, right-of-entry agreements, and other documents affecting airports, highways, and harbors. Additionally, the Department prepares land patents, deeds, leases, grants, revocable permits, easements, public auction commercial leases, and other conveyances of public land or interest in public land. In FY 2009, the Department reviewed and prepared 793 documents and 500

contracts for the Departments of Transportation and of Land and Natural Resources. These agreements generate revenue for the State.

- The Department prepares and reviews documents relating to construction, sales, development agreements, leases, rights of entry, permits, and licenses for revenue-generating programs in Department of Housing and Hawaiian Home Lands and the Hawaii Public Housing Authority. Recent examples include various Department of Hawaiian Home Lands commercial leases, the Hawaii Public Housing Authority's efforts to sell and redevelop certain projects, and efforts to shift the financial burden of custody and maintenance of property to others.
- The Department recently reviewed numerous contracts needed to implement substantial amounts of federal money for wastewater and drinking water programs.

The Department provides other advice and counsel that enable the State to implement programs and avert legal challenges. For example:

- The Department advised the Department of Accounting and General Services regarding an issuance of certificates of participation used to finance the retrofit of ten state buildings to lower utility costs. This project is estimated to have annual savings of approximately \$3.2 million.
- In the six-month period from July to December 2009, the department assisted in the issuance of bonds in the amount of \$723,620,000.
- In a case from Kauai, Hawaii Disability Rights Center (HDRC), representing a young adult male and his parents/co-guardians, threatened to sue if DOH's Adult Mental Health Division did not allow the young man to participate in AMHD's Clubhouse for seriously mentally ill adults in Lihue. It appeared that appropriate services might be more available on Oahu, but the parents/co-guardians would not agree to relocation. The young man had developmental disabilities and had also been diagnosed with mental illness, though the second diagnosis seemed to have been made solely to obtain State services from AMHD. HHSD deputies helped negotiate a settlement with DOH's Adult Mental Health and Developmental Disabilities divisions, the DHS vocational rehabilitation program, HDRC, and the parents/co-guardians whereby the young man was able to receive appropriate services on Kauai. The threatened lawsuit was avoided.
- In a second case from Kauai, Hawaii Disability Rights Center threatened to sue on behalf of an elderly woman known only as "Ah Doe" when the Adult Mental Health Division ceased payment for her care in the long term care unit

of Samuel Mahelona Hospital. Up to that point AMHD had paid for her care for about four and a half years, at a cost of almost \$500,000. But upon re-assessing the case, AMHD concluded that the woman did not qualify for AMHD services because she suffered from amnesia and dementia, not a serious mental illness. Everyone thought that no Medicaid or Medicare funds could be accessed because the woman had no social security number and no proof of identity. In fact, prior applications for Medicaid had been denied. National and international inquiries were made to try to find Ah Doe's true identity using fingerprint and DNA data bases, to no avail. The deputy representing AMHD researched how the guardian of the person might obtain a social security number for Ah Doe and communicated that information to HDRC. A social security number was issued to Ah Doe and her applications for federal benefits were then submitted for processing. AMHD no longer pays for her care, and Mahelona receives payment from the federal benefits to which Ah Doe is now entitled.

- The Department helped the DOH and DHS establish the hearing process for developmentally disabled recipients of Medicaid funding for community-based services when the recipients were notified of planned 15% cuts in their funding for those services. Recipients who showed that the reductions would harm them did not have their services reduced. The reductions have been upheld in appropriate cases, saving the State's share of the cost.
- The Department advises DHS and DOH programs with respect to subpoenas in order to avoid liability for unauthorized disclosure of confidential information.
- The Department advises the DHS food stamp (SNAP) program to avoid federal sanctions.
- The Department advises the DHS TANF, Medicaid, and child care programs to ensure compliance with federal requirements so that federal funding continues.

**d. The Department obtains federal and other grant funds for the State.**

The Department has a critical role in the State's efforts to obtain funding from sources outside the State.

The Department applies for and administers millions of dollars in federal grant funds every year – approximately \$12.5 million in FY 2009. The Department conducts several annual solicitation processes to sub-grant federal formula funds to State and county criminal justice agencies and nonprofit service providers. Presently, the Department is

administering approximately 130 sub-grants, in all four counties, totaling millions of dollars.

The Department's legal divisions provide advice and counsel to ensure that State programs are eligible to receive federal funds and comply with federal requirements; and review and approve as to legal form the State's contracts and other documents relating to grant funds.

The Department's Grants and Planning Branch assists other government and nonprofit agencies to obtain federal grants – for example, the branch assisted the Department of Public Safety in its successful application for a \$706,000 grant to implement Hawaii's Victim Notification System. The branch also provides training workshops on applying for and managing grant funds.

The Department's Research and Statistics Branch provides data that State agencies use to apply for funding and implement money-saving programs – for example, the branch designed data collection systems that were used to develop the Judiciary's HOPE alternative probation program, which now serves as a model program on an international level.

Additionally, the Department obtains federal and other funds for its own projects. Recent examples include multiple competitive grants totaling more than \$2 million for the Juvenile Justice Information System, and grants totaling more than \$90,000 for the Missing Child Center.

With regard to the American Reinvestment and Recovery Act (ARRA) of 2009, the Department helped draft the various versions of the bill that become Act 150, Session Laws of Hawaii 2009. This legislation enabled the State to encumber and expend ARRA funds expeditiously within the time frames required by ARRA. Act 150 created temporary exemptions in procurement and rule making statutes for programs, services, and benefits using funds allocated to the State by ARRA, and created a legislative oversight commission to ensure transparency and accountability. This legislation enables the State to encumber and expend ARRA funds expeditiously within the time frames required by ARRA.

The Department applied for and received more than \$8.5 million in ARRA grants. Almost all of these funds have been or will be sub-granted to other state and county law enforcement agencies and nonprofit victim service providers, in all four counties. ARRA funds will be used for statewide public safety programs administered by the Department, including the Sex Offender Registry and the Internet Crimes Against Children Task Force.

In 2009, the Department helped organize statewide, mandatory training for State agencies that administer ARRA funds. The training is intended to prevent waste, fraud,

and abuse of these funds. The Department worked with the State Procurement Office to plan the training, coordinated with mainland-based U.S. Department of Justice presenters, and conducted training sessions. Approximately 1,500 state workers from all four counties attended the training. The Department is working with the State Procurement Office to plan further training for 2010.

The Department helped organize training in January 2010 on ARRA fraud prevention and detection, to be presented by federal Inspectors General and mainland-based trainers from the FBI and the U.S. Department of Justice. This training will cover the investigative process, prosecutions, and antitrust issues.

The Department also conducted mandatory internal training for attorneys, paralegals, and other Department staff who handle ARRA matters.

The Department provides expedited advice and counsel to State programs that seek or receive ARRA funds. For example, the Department worked on legislation to ensure that Hawaii's Drinking Water and Wastewater State Revolving Funds were eligible to receive ARRA funds, and worked with the DOH Clean Air Branch to meet the requirements for receiving and distributing \$1.7 million of ARRA Diesel Emission Reduction Act funds to the Department of Education and the University of Hawaii.

The Department has conducted expedited legal reviews of State contracts for ARRA funds totaling millions of dollars. For example:

- Four DOH contracts for the DOH Executive Office on Aging. The contracts fund EOA's county partners to provide congregate and home-delivered meals to adults 60 years or older who meet certain criteria. (\$485,000)
- Altres staffing for the school seasonal flu vaccination program (\$443,222)
- Three DHS contracts for food stamp outreach (\$114,350)
- Wailuku-Kahului Wastewater Reclamation Facility Tsunami Protection revolving fund loan (\$2,387,759)
- Kihei Road Waterline Replacement revolving fund loan (\$768,923)
- Vineyard Street Waterline Replacement revolving fund loan (\$1,430,000)
- West Olinda Tank Replacement revolving fund loan (\$1,469,000)

- Waimalu Sewer Rehabilitation/Reconstruction revolving fund loan (\$7,438.075)
- Queen Liliuokalani Large Capacity Cesspool Replacement revolving fund loan (\$1,019,928)

## **2. Shifting general funded operational costs to non-general funds**

The Department receives federal reimbursement (through the Department of Human Services) for time spent by Deputy Attorneys General on child welfare cases, including appellate cases. In 2009, the Department challenged the federal reimbursement rate of \$94.44 per hour. By demonstrating that certain costs were being overlooked in the rate calculation, the Department obtained an increase to \$124.79 per hour.

Under a memorandum of agreement between the Department of the Attorney General and the Department of Commerce and Consumer Affairs, DCCA reimburses the Department at a rate of \$125 an hour for time spent by deputy attorneys general on DCCA matters. (DCCA operates entirely on special funds.) The initial agreement is for the period from September 1, 2009 through June 30, 2010, with a cap of \$167,000 in FY 2010 and \$200,000 in FY 2011. It is contemplated that the agreement will continue from year to year with hourly rates and caps established by agreement.

Under a memorandum of agreement with the Research Corporation of the University of Hawaii, effective November 1, 2009, RCUH will reimburse the Department at a rate of \$111 per hour for legal services regarding RCUH matters. The agreement has no cap and will automatically extend from year to year.

## **3. Outsourcing activities performed by eliminated personnel**

None.

## **4. Consolidation or elimination of programs within your department**

The Department has not consolidated or eliminated entire programs. Instead, the Department has made every effort to reduce costs in other ways.

The following operating budget adjustments itemized in Form A-P:

- The Career Criminal Prosecution Program and Victim-Witness Assistance Program payments to county prosecutors' offices, for each quarter of FY 2010, will be made in the subsequent quarter. The fourth quarter payments (\$368,000) will be made in July 2010.



- The Statewide Sexual Assault Services payment to the Sex Abuse Treatment Center, for each quarter of FY 2010, will be made in the subsequent quarter. The fourth quarter payment (\$400,000) will be made in July 2010.
- Invoices for May and June 2010, anticipated to be approximately \$200,000, will be paid in FY 2011.
- ATG-500 (Child Support Enforcement Agency) realized payroll savings, largely as a result of vacant positions, in the first five months of FY 2010. These savings (\$300,000 in FY 2010) are being transferred from ATG-500 to ATG-100.
- Under a memorandum of agreement between the Department of the Attorney General and the Department of Commerce and Consumer Affairs, DCCA reimburses the Department at a rate of \$125 an hour for time spent by deputy attorneys general on DCCA matters (\$167,000 in FY 2010 and \$200,000 for FY 2011).<sup>1</sup>

Additionally, the Department has reduced costs in other ways:

- Savings attributable to furlough in FY 2010: approximately \$902,997
- Savings attributable to furlough in FY 2011: approximately \$1,359,971
- Starting in 2010, the Department no longer pays bar fees for its attorneys; instead, the attorneys pay their own bar fees of approximately \$500 per year. This will result in savings of approximately \$63,000 per year.
- Cancelled subscriptions for legal publications, except for those that are most critically needed. Attorneys, paralegals, and other Department staff must now go to the Hawaii Supreme Court library to access these publications:
- For court hearings, depositions, status conferences, and mediation and other meetings on neighbor islands or the mainland, the Department

---

<sup>1</sup> We have discovered an error in Form A-P regarding this item. We indicated a figure of \$132,000 for the savings in FY 2010 and \$360,000 for FY 2011; however, the DCCA agreement has a cap of \$167,000 for FY 2010 and \$200,000 for FY 2011. (We mistakenly combined these two numbers on our Form A-P for FY 2011.) We have notified the Department of Budget and Finance regarding this mistake, and we are looking for ways to offset the shortfall.

requests the court's permission to participate by teleconference or videoconference.

- When neighbor island courts require a personal appearance, Family Law attorneys from the Department's neighbor island offices stand in for Oahu-based attorneys if possible.
- Successfully asked the federal court of appeals to hear argument in our cases in Honolulu rather than San Francisco.
- When travel is necessary, schedule multiple tasks in the same trip, if possible.
- The Department's Office of Child Support Hearings conducts hearings by telephone instead of sending hearing officers to neighbor islands.
- Conduct training using in-house expertise, when possible.
- The Office of Child Support Hearings converted from a tape-based recoding system to a digital system, eliminating the cost of thousands of cassette tapes each year, as well as storage.
- When legally possible and appropriate, serve parties by mail rather than personal service, to avoid the cost of process servers.
- When appropriate, transmit and maintain documents electronically rather than by hard copy.
- Conducted a review of telephone services and cancelled unnecessary lines and services.
- When possible, print to photocopy machines where the vendor absorbs part of the cost, rather than to printers owned by the Department.
- Reduced consumption of office supplies, for example, by printing double-sided copies, using recycled paper instead of note pads, and reusing folders.
- Require that lights and electronic equipment be turned off when not in use.

### **III. ATG-231 HAWAII CRIMINAL JUSTICE DATA CENTER (HCJDC)**

#### **A. Economic Impact**

The Criminal Identification section is designated by the FBI as Hawaii's Identification Bureau for statewide criminal identification processing, and supports the statewide Automated Fingerprint ID System (AFIS). In 2009, this section lost one fingerprint technician position through lay-offs – that is, 20% of its staff. This will impact crime scene identifications and FBI communications. Additionally, the level of system user support to county police departments may be reduced.

Criminal Justice Information System (CJIS)-Hawaii is the State's repository of criminal history record information. In 2008, CJIS-Hawaii ranked in the top 10 among all state criminal history repositories in the nation, in terms of the completeness of criminal history disposition data. The CJIS Data Integrity section ensures the quality of criminal history data information received from other government agencies through interface error corrections and continual updating of court disposition data. In 2009, this section lost three office assistant positions due to budget restrictions and layoffs – that is, 38% of its staff. This will necessarily affect the completeness of the information in CJIS-Hawaii. As a result, background checks conducted by law enforcement officers, criminal justice agencies, and the public (for example, as part of the application process for teachers, child care providers, and foster parents) may be less complete.

The Criminal History Record Check Unit responds to nationwide requests for criminal history records. This unit has lost two office assistance positions due to budget restrictions and layoffs – that is, 66% of its staff. As a result, members of the public can no longer request services on a walk-in basis. Instead, limited in-person services are available only by appointment, and the public must rely more heavily on web-based services.

The number of State ID community outreach Saturday events will be reduced from twelve to four to in 2010. These events are extremely popular – especially with senior citizens and others who have difficulty reaching the State ID office during business hours.

#### **B. Alternatives Considered**

##### **1. Generating revenue for the state**

The State ID program collects fees and is self-supporting. Criminal History Record Check Unit collects fees to support the enhancement and maintenance of the criminal history information system. HCJDC is in the process of updating its administrative rules to increase State ID and Criminal History Record fees.

In addition, HCJDC collects fees from National Crime Information Center system users (qualified state, county, and federal criminal justice agencies) to maintain Hawaii's connectivity to the FBI system. HCJDC also charges an hourly programming fee to non-criminal justice agencies that request CJIS-Hawaii statistics.

In 2009, HCJDC applied for and received two ARRA grants, totaling \$1.4 million, to support investigator and prosecutor positions related to the sex offender registry, and to maintain AFIS.

## **2. Shifting general funded operational costs to non-general funds**

The State ID program is funded by State ID fees, which are deposited into the State ID Revolving Fund. General-funded staff from other HCJDC sections also support the State ID program. Since January 2009, State ID-related services provided by general-funded staff are being charged to the State ID Revolving Fund.

## **3. Outsourcing activities performed by eliminated personnel**

None.

## **4. Consolidation or elimination of programs within your department**

HCJDC has not eliminated programs, but is considering consolidation of certain functions and responsibilities. HCJDC has made every effort to reduce costs in other ways, largely in special-funded programs – for example:

- Savings attributable to furlough in FY 2010: approximately \$145,939
- Savings attributable to furlough in FY 2011: approximately \$294,642
- Cancelled the planned relocation of the State ID office.
- Reduced AFIS maintenance support by 20%.
- Cancelled the planned procurement of a new State ID system.
- Meet with Neighbor Island users and partners by videoconference instead of traveling.
- Cancelled voice mail for many employees, and cancelled all cell phone lines.
- Set printers to default to double-sided copies.

## **IV. ATG-500 CHILD SUPPORT ENFORCEMENT AGENCY (CSEA)**

### **A. Economic Impact**

CSEA's caseload per full-time employee is among the highest in the nation. For comparison, in federal FY 2009, CSEA's Title IV-D caseload was approximately 88,000 – that is, approximately 379 cases for each budgeted full-time position. States with a similar caseload, such as Arkansas and Utah, have a ratio of 150 cases per full-time employee. Although CSEA has created ARRA-funded positions, there is a delay before new employees are able to handle the same work as experienced employees, and the ARRA funding is available only through September 2010. Decreases in personnel would increase the caseload per full-time employee, and initiatives to improve program performance would take more time to accomplish.

By law, CSEA cannot delay child support payments, so staff must be diverted away from other activities to process payments. Similarly, CSEA must temporarily assign staff from the Administrative Process Branch to cover CSEA's interstate central registry function, which is required by law; as a result, families that are waiting for establishment or modification of administrative child support orders may experience a longer wait. And employees who might otherwise be assigned to locate non-custodial parents and establish child support orders may be assigned to the customer service call center instead; as a result, custodial parents and their children experience a longer wait before their child support orders in place.

### **B. Alternatives Considered**

#### **1. Generating revenue for the State**

In FY 2009, CSEA collected \$121,930,663 in child support funds. Of this amount, CSEA collected \$4,781,346 for the State, \$5,960,406 for the federal government, and \$111,188,910 on behalf of custodial parents. Some of these custodial parents might otherwise require State welfare support.

On average, CSEA annually generates approximately \$12 million in federal funds for the State. This is because the U.S. Department of Health and Human Services (DHHS) provides matching funds at a rate of two federal dollars for every one State general fund dollar spent by CSEA. DHHS also provides incentive funds to state child support enforcement agencies that perform well in certain categories established by DHHS. On average, CSEA annually earns approximately \$1.4 million incentive funds.

Additionally, CSEA is generating ARRA funds for the State. In the past, in addition to the matching funds described above, DHHS provided two additional dollars of matching funds for every dollar of incentive funds that a state earned and spent, but Congress eliminated these additional matching funds at the end of federal FY 2007. An ARRA program temporarily restores these additional matching funds. By spending previously-

earned federal incentive funds between July 1, 2009 and September 30, 2010, CSEA expects to generate \$2.8 million in ARRA matching funds.

## **2. Shifting general funded operational costs to non-general funds**

CSEA is using ARRA funds for a range of activities, including customer service training, decision support system training, an Employer Data Clean-Up project, an Interactive Voice Response Unit project, hiring additional staff for the Deadbeat Parent unit to enforce cases with high arrearages, expanding personal service of process activities within CSEA, and acquiring IT equipment and furniture. For FY 2010, CSEA will use \$62,656 in ARRA funds instead of general funds for process server costs.

CSEA has established twenty ARRA-funded positions (one Administrative Processing Branch Attorney, two Child Support Enforcement Supervisors, one Deputy Attorney General, one Information Technology Specialist, one Investigator, two Legal Clerks, ten Office Assistants, and two Program Specialists). CSEA has filled eight of these positions, is recruiting for eight of these positions, and is processing personnel documents for four individuals who have accepted position offers.

## **3. Outsourcing activities performed by eliminated personnel**

None.

## **4. Consolidation or elimination of programs within your department**

CSEA has not eliminated programs. Instead, CSEA has made every effort to reduce costs in other ways.

Savings attributable to furlough in FY 2010: approximately \$837,966

Savings attributable to furlough in FY 2011: approximately \$1,118,027

With regard to the operating budget adjustment itemized in Form A-P, CSEA will save approximately \$311,491 (\$105,907 in general funds and \$205,584 in federal funds) in postage costs in FY 2010, and will save approximately \$74,600 (\$25,364 in general funds and \$49,236 in federal funds) in postage costs in FY 2011.

To accomplish this, CSEA has eliminated the option for custodial parents to receive monthly child support payments by mail. Since November 2009, custodial parents who do not receive payments by electronic deposit to a bank account are required to receive payments by means of a debit card. The debit card system is free for the State. Additionally, since June 2009, CSEA mails statements to non-custodial parents bi-annually instead of monthly. CSEA is working with the Hawaii Information Consortium to make statements available online. For certified mail, CSEA now uses electronic return receipts instead of mailed return receipts.

Department of the Attorney General  
Department-wide Budget Summary

Table 1

Fiscal Year (FY) 2010				
Act 162/09 Appropriation (a)	Restriction (b)	Emergency Appropriation (c)	Total FY10 (d)	MOF
24,869,947	(2,358,985)	-	22,510,962	A
2,346,782	(120,812)	-	2,225,970	B
25,928,341	(1,337,379)	-	24,590,962	N
8,240,607	-	-	8,240,607	T
8,675,374	(678,752)	-	7,996,622	U
5,956,960	(179,250)	-	5,777,710	W
76,018,011	(4,675,178)	-	71,342,833	Total
Fiscal Year (FY) 2011				
Act 162/09 Appropriation (e)	Reductions (f)	Additions (g)	Total FY11 (h)	MOF
24,814,543	(2,000,848)		22,813,695	A
2,346,782	(158,998)		2,187,784	B
25,928,341	(1,568,630)	160,161	24,519,872	N
6,379,570			6,379,570	T
8,675,374	(1,172,249)		7,503,125	U
5,956,960	(211,955)	300,000	6,045,005	W
74,101,570	(5,112,680)	460,161	69,449,051	Total

Department of the Attorney General  
Priority List of Functions

Table 2

Pri #	Description of Function	Activities	Prog ID(s)	Statutory Reference
1	Represents the State in civil litigation in which the State is a party.	Number of cases completed and the outcomes.	ATG100	HRS§28-1
2	Provides legal services to State agencies and employees; drafts and approves as to form the legality of various documents.	Number of legal opinions and advice issued and number of contracts and legislative bills reviewed.	ATG100	HRS§28-1, §28-3, & §28-4
3	Prosecutes criminal offenses, such as Medicaid fraud, elder abuse, welfare fraud, tax fraud, unemployment fraud, organized crimes, and other crime against the public order; initiates, develops, and performs or coordinates programs and activities on the subject of crime.	Number of cases and investigations completed and the amount of judgments collected for the State.	ATG100	§28-91
4	Administers the Child Support Enforcement Program, which involves initiating legal or administrative actions required to secure financial support for children.	Number of cases establishing paternity and support orders established, plus percentage of current support collections and delinquent support collected.	ATG500	HRS§576D
5	Responsible for the statewide criminal justice information system (CJIS-Hawaii), the statewide Automated Fingerprint Identification System (AFIS), Sex Offender Registration, National Crime Information Center (NCIC), Expungements, and State Identification card.	Average number of days to enter disposition data and complete expungements; percentage of completed dispositions; State ID applicants served; crime scene hits; registered and compliant sex offenders; average number of days to complete criminal history record checks and submission of fingerprint records to the FBI.	ATG231	HRS§846, HRS 846E, HRS Section 831-3.2
6	Conducts civil, criminal, and administrative investigations.	Number of investigations completed.	ATG100	HRS§28-11, §28-2.5
7	Recovers money owed to the State.	Amount of money recovered.	ATG100	HRS§40-82, §128D-.5, §480-14 & §231-9



Department of the Attorney General  
Resources by Program ID

Table 3

Prog ID/Org	Program Title	As budgeted in Act 162/09 (FY11)			Governor's Submittal (FY11)			MOF
		Pos (P)	Pos (T)	\$\$\$	Pos (P)	Pos (T)	\$\$\$	
ATG100AA*	Legal Services - Represents the State in civil litigation, provides legal services to state agencies and employees, drafts documents and approves documents as to legality, and oversees the actions of trustees of charitable trusts.	209.15	35.65	\$14,746,630	200.15	31.65	\$13,833,266	A
		5.00	0.00	\$458,967	5.00	0.00	\$422,118	B
				\$3,918,000			\$3,918,000	T
		53.35	57.35	\$7,343,451	51.35	57.35	\$6,314,000	U
		4.00	1.00	\$3,070,435	4.00	1.00	\$3,042,545	W
ATG100AI*	Legal Services, Investigations - Conducts investigations into various crimes.	8.78	2.72	\$708,869	8.78	2.72	\$649,692	A
		1.00	10.50	\$77,984	1.00	10.50	\$71,093	N
		0.00	2.00	\$116,000	0.00	2.00	\$116,000	V
ATG100AB	Medicaid Fraud Control Unit - Prosecutes criminal offenses and fraud relating to Medicaid, welfare, taxes, and elder abuse.	4.00	0.00	\$583,257	3.75	0.00	\$546,508	B
		12.00	0.00	\$1,182,943	11.25	0.00	\$1,093,583	N
ATG100AC	Justice Assistance - Seeks and applies for federal grants; administers federal and state grants to improve criminal and juvenile justice systems; facilitates planning related to crimes and victims.	2.00	5.24	\$2,047,313	2.00	4.37	\$1,895,462	A
		0.00	4.01	\$7,126,351	0.00	3.88	\$7,089,489	N
		0.00	2.75	\$212,912	0.00	2.75	\$2,864,318	V
ATG100AD	Juvenile Justice Information System - Develops and maintains a statewide, computerized juvenile offender information system; provides research on juvenile crime issues.	6.00	2.00	\$609,734	6.00	2.00	\$569,609	A
		0.00	1.00	\$178,209	0.00	1.00	\$173,259	N
ATG100CJ	Research and Prevention - Collects crime statistics, conducts crime research, develops and implements public education on crime prevention issues.	1.00	7.00	\$441,024	1.00	7.00	\$404,141	A
		0.00	0.00	\$50,572	0.00	0.00	\$50,572	N
ATG100CU	Collections Unit - Collects funds on behalf of the State and its various departments.	8.00	4.00	\$580,858	8.00	4.00	\$527,409	A
		2.00	18.00	\$1,331,923	2.00	17.00	\$1,188,685	U
ATG100AE	Tobacco Enforcement Unit - Diligently enforces the Master Settlement Agreement and monitor retail tobacco permitting.	13.00	0.00	\$1,304,558	13.00	0.00	\$1,219,158	B
ATG100EA	Commission to Promote Uniform Legislation	0.00	0.00	\$52,000	0.00	0.00	\$52,000	A

Department of the Attorney General  
Resources by Program ID

Table 3

Prog ID/Org	Program Title	As budgeted in Act 162/09 (FY11)			Governor's Submittal (FY11)			MOF
		Pos (P)	Pos (T)	\$\$\$	Pos (P)	Pos (T)	\$\$\$	
<p>* Note: ATG100AA and ATG100AI represent total of basic Legal Services, including Investigations. ATG100AI was created because the BJ summaries could not handle more than five Means of Financing. Some of the Investigators were hired with federal funds.</p>								
ATG231/BC	CJIS-Hawaii, Criminal Records Clearance, Sex Offender Registration, National Crime Information Center, Expungement of Arrest Records - Operation of the automated statewide information system that collects, maintains, and disseminates criminal history information for those arrested and fingerprinted; includes a statewide database of sex offender registration information, temporary restraining and protection orders, and a DNA tracking application.	24.50	0.00	\$1,147,444	20.50	0.00	\$1,019,691	A
		0.00	0.00	\$1,757,594	0.00	4.00	\$1,917,755	N
		17.50	0.00	\$1,432,570	12.50	0.00	\$1,615,346	W
ATG231/BA	Criminal Identification/Automated Fingerprint ID System - Manages the statewide criminal fingerprint identification system for adult and certain juvenile offenders arrested, and other records, including crime scene fingerprints received from law enforcement, custodial, and judicial agencies.	4.00	0.00	\$373,710	3.00	0.00	\$336,382	A
		3.00	0.00	\$181,415	3.00	0.00	\$171,593	W
ATG231/BB	Civil Identification - Issues certificates of identification to all persons applying for such certification with proper documentation.	12.00	0.00	\$1,272,540	12.00	0.00	\$1,215,521	W
ATG500/GA	Child Support Enforcement - Oahu: Locates parents, establishes paternity, establishes and enforces financial and medical support orders, collects and disburses child support, and provides customer service.	68.00	0.00	\$3,355,849	63.58	0.00	\$2,916,158	A
		132.00	0.00	\$13,176,559	123.42	0.00	\$12,031,798	N
		0.00	7.14	\$2,034,175	0.00	7.14	\$2,034,175	T
		0.00	13.86	\$501,112	0.00	13.86	\$501,112	V
ATG500/GB	Office of Child Support Hearings - Conducts fair hearings, reviews non-hearing proceedings, and issues orders for cases processed through the CSEA.	3.06	0.00	\$187,697	3.06	0.00	\$171,493	A
		5.94	0.00	\$453,047	5.94	0.00	\$421,582	N
ATG500/GC	Maui Family Support Unit - Provides CSEA services on Maui.	3.06	0.00	\$152,502	2.72	0.00	\$131,775	A
		5.94	0.00	\$371,473	5.28	0.00	\$331,237	N
ATG500/GD	Maui CSEA - Provides CSEA services on Maui	3.74	0.00	\$140,995	3.06	0.00	\$103,783	A
		7.26	0.00	\$541,330	5.94	0.00	\$469,096	N
		0.00	0.00	\$150,939	0.00	0.00	\$150,939	T
		0.00	0.00	\$112,681	0.00	0.00	\$112,681	T
ATG500/GE	Lihue CSEA - Provides CSEA services on Kauai.	3.06	0.00	\$91,399	2.38	0.00	\$39,411	A
		5.94	0.00	\$360,432	4.62	0.00	\$247,866	N
		0.00	0.00	\$112,681	0.00	0.00	\$112,681	T

Department of the Attorney General  
Resources by Program ID

Table 3

Prog ID/Org	Program Title	As budgeted in Act 162/09 (FY11)			Governor's Submittal (FY11)			MOF
		Pos (P)	Pos (T)	\$\$\$	Pos (P)	Pos (T)	\$\$\$	
ATG500/GF	Hilo CSEA - Provides CSEA services on the island of Hawaii.	4.08	0.00	\$178,519	4.08	0.00	\$163,423	A
		7.92	0.00	\$651,847	7.92	0.00	\$622,542	N
		0.00	0.00	\$163,775	0.00	0.00	\$163,775	T

Department of the Attorney General  
Current Year (FY10) Restrictions

Table 4

Prog ID	Restriction \$\$\$	Impact	MOF
ATG100AA	(51,527)	Restrictions are associated with abolishing positions that were vacant as of July 15, 2009. The impact is lower priority work may not be completed.	U
ATG100AB	(6,417)		B
ATG100AB	(19,251)		N
ATG100AC	(51,757)		A
ATG100AC	(7,251)		N
ATG231BC	(81,274)		W
ATG500GA	(219,851)		A
ATG500GA	(584,850)		N
ATG100AA	(87,228)	Restrictions are associated with lay-offs due to funding shortfalls. More clerical work will have to be completed by attorneys and managers, possibly resulting in delayed and reduced services.	A
ATG100AA	(19,018)		U
ATG100CU	(17,588)		U
ATG231BA	(30,036)		A
ATG231BC	(60,938)		A
ATG100AA	74,228	Restrictions are associated with 18 days furlough for FY2010. Some case work may be delayed.	A
ATG100AA	(27,627)		B
ATG100AA	(502,474)		U
ATG100AA	(20,910)		W
ATG100AB	(22,741)		B
ATG100AB	(52,563)		N
ATG100AC	(25,456)		A
ATG100AC	(22,201)		N
ATG100AD	(30,083)		A
ATG100AD	(3,711)		N
ATG100AE	(64,027)		B
ATG100AI	(44,367)		A
ATG100AI	(5,166)		N
ATG100CJ	(27,652)		A
ATG100CU	(40,072)		A
ATG100CU	(88,145)		U
ATG231BA	(5,467)		A
ATG231BA	(7,364)		W
ATG231BB	(42,749)	W	

Department of the Attorney General  
Current Year (FY10) Restrictions

Table 4

<u>Prog ID</u>	<u>Restriction \$\$\$</u>	<u>Impact</u>	<u>MOF</u>
ATG231BC	(63,396)		A
ATG231BC	(26,953)		W
ATG500GA	(241,003)		A
ATG500GA	(596,963)		N
ATG100AA	(1,400,000)	Restrictions are associated with reductions to Other Current Expenditures, delaying payments to the Sex Abuse Treatment Center, Career Criminal Prosecution and Victim Witness Assistance Programs, and payments to vendors until the next fiscal year. The impact will be in the next fiscal year as there will be less funds available for operations.	A
ATG500GA	(105,907)	Cost savings for postage and implementation of a debit card program to disburse child support payments electronically.	A
ATG500GA	(205,584)		N

Department of the Attorney General  
Proposed FY11 Reductions

Table 5

Type (CB / RIF / OA)	Description of Reduction	Impact of Reduction	Prog ID	Pos (P)	Pos (T)	\$\$\$	MOF	Carry-over? (Y/N)
OA	Abolition of vacancies existing as of July 15, 2009	Lower priority work may not be completed	ATG100AA	(3.00)	(2.00)	0	A	
			ATG100AA	(1.00)	0.00	(51,527)	U	
			ATG100AB	0.00	(0.25)	(6,417)	B	
			ATG100AB	0.00	(0.75)	(19,251)	N	
			ATG100AC	0.00	(0.75)	(51,757)	A	
			ATG100AC	0.00	(0.25)	(7,251)	N	
			ATG231BC	(5.00)	0.00	(81,274)	W	
			ATG500GA	(6.12)	0.00	(219,851)	A	
RIF	Lay-offs due to funding shortfalls.	Restrictions are associated with lay-offs due to funding shortfalls. More clerical work will have to be complete by attorneys and managers, possibly resulting in delayed and reduced services.	ATG500GA	(11.88)	0.00	(584,850)	N	
			ATG100AA	(6.00)	(2.00)	(191,456)	A	
			ATG100AA	(1.00)	0.00	(38,037)	U	
			ATG100CU	0.00	(1.00)	(35,175)	U	
			ATG231BA	(1.00)	0.00	(30,036)	A	
CB	24 days of furlough for FY2100	Some case work may be delayed.	ATG231BC	(4.00)	0.00	(37,950)	A	
			ATG100AA			(158,036)	A	
			ATG100AA			(36,849)	B	
			ATG100AA			(668,745)	U	
			ATG100AA			(27,890)	W	
			ATG100AB			(30,332)	B	
			ATG100AB			(70,109)	N	
			ATG100AC			(33,954)	A	
			ATG100AC			(29,611)	N	
			ATG100AD			(40,125)	A	
			ATG100AD			(4,950)	N	
			ATG100AE			(85,400)	B	
			ATG100AI			(59,177)	A	
			ATG100AI			(6,891)	N	
			ATG100CJ			(36,883)	A	
			ATG100CU			(53,449)	A	
			ATG100CU			(117,570)	U	
			ATG231BA			(7,292)	A	
			ATG231BA			(9,822)	W	
			ATG231BB			(57,019)	W	
ATG231BC			(84,559)	A				
ATG231BC			(35,950)	W				
ATG500GA			(321,546)	A				
ATG500GA			(796,481)	N				
OA	Reductions to meet FY11 limited funds	No impact as DCCA has agreed via MOA to cover costs of some legal work for DCCA.	ATG100AA			(360,000)	A	
OA	Reductions to meet FY11 limited funds	Impact is minimal as postage savings are attributable to disbursement of child support payments via debit cards.	ATG500GA			(25,364)	A	
			ATG500GA			(49,236)	N	
OA	Reductions to meet FY11 limited funds	Reduce funding supporting Career Criminal, Victim Witness and Sex Abuse Treatment Programs	ATG100AA			(270,012)	A	
OA	Reductions to meet FY11 limited funds	Reduction should be manageable with minimal impact.	ATG100AA			(261,196)	U	
OA	Reductions to meet FY11 limited funds	Reduction should be manageable with minimal impact.	ATG231BC			(5,244)	A	
OA	Reductions to meet FY11 limited funds	Reduction should be manageable with minimal impact.	ATG500GA			(14,157)	A	

Department of the Attorney General  
Proposed FY 11 Additions

Table 6

<u>Description of Addition</u>	<u>Prog ID</u>	<u>Pos (P)</u>	<u>Pos (T)</u>	<u>\$\$\$</u>	<u>MOF</u>
Increase ceiling for federal grant	ATG231BC		4.00	160,161	N
Increase ceiling for NCIC program	ATG231BC			300,000	W

Department of the Attorney General  
Non-general funds (excluding Federal Funds)

Table 7

<u>Name of Fund</u>	<u>Unencumbered Cash Balance</u>	<u>MOF</u>	<u>Statutory Reference</u>
Medicaid Investigation Recovery Fund S-302	\$2,589,600	B	HRS 28-91-5
DNA Registry Special Fund S-305	\$68,740	B	HRS 706-603
Tobacco enforcement Special Fund S-307	\$687,710	B	HRS 28-15
Criminal Forfeiture Revolving Fund S320	\$517,295	W	HRS 712A-16(4)
Criminal History Record Improvement Revolving Fund S321	\$79,370	W	HRS 846-10.5
State Identification Revolving Fund S-322	\$1,050,950	W	HRS 846-27
Notary Public Revolving Fund S-325	\$215,230	W	HRS 456-9.5
Solicitation of Funds for Charitable Purposes Special Fund S-326	\$180,840	B	HRS 467B-15
Litigation Settlement Clearance Account T901	\$66,460	T	Comptroller's Approval
Antitrust Trust Fund T-908	\$317,375	T	HRS 28-13
Litigation Deposits Trust Fund Account T-909	\$7,135	T	HRS 28-16
Temporary Deposit - Child Support Enforcement Services T-902	\$102,740	T	HRS 576D
Child Support Enforcement Trust Fund T-999	\$8,501,450	T	HRS 576D



Department of the Attorney General  
Emergency Appropriation Requests

Table 8

<u>Prog ID</u>	<u>Description of Request</u>	<u>FTE</u>	<u>\$\$\$</u>	<u>MOF</u>
	NONE			

Department of the Attorney General  
Budget Decisions

Table 9

Prog ID/Org	Description	Department Request				Budget & Finance			Governor's Decision		
		MOF	Pos (P)	Pos (T)	\$\$\$	Pos (P)	Pos (T)	\$\$\$	Pos (P)	Pos (T)	\$\$\$
ATG100AA	Abolish vacancies 7-15-09	A	(3.00)	(2.00)	0	(3.00)	(2.00)	0	(3.00)	(2.00)	0
ATG100AA		U	(1.00)	0.00	(51,527)	(1.00)	0.00	(51,527)	(1.00)	0.00	(51,527)
ATG100AB		B	0.00	(0.25)	(6,417)	0.00	(0.25)	(6,417)	0.00	(0.25)	(6,417)
ATG100AB		N	0.00	(0.75)	(19,251)	0.00	(0.75)	(19,251)	0.00	(0.75)	(19,251)
ATG100AC		A	0.00	(0.75)	(51,757)	0.00	(0.75)	(51,757)	0.00	(0.75)	(51,757)
ATG100AC		N	0.00	(0.25)	(7,251)	0.00	(0.25)	(7,251)	0.00	(0.25)	(7,251)
ATG231BC		W	(5.00)	0.00	(81,274)	(5.00)	0.00	(81,274)	(5.00)	0.00	(81,274)
ATG500GA		A	(6.12)	0.00	(219,851)	(6.12)	0.00	(219,851)	(6.12)	0.00	(219,851)
ATG500GA		N	(11.88)	0.00	(584,850)	(11.88)	0.00	(584,850)	(11.88)	0.00	(584,850)
ATG100AA		Reduction-In-Force November '09	A	(6.00)	(2.00)	(87,228)	(6.00)	(2.00)	(87,228)	(6.00)	(2.00)
ATG100AA	U		(1.00)	0.00	(19,018)	(1.00)	0.00	(19,018)	(1.00)	0.00	(19,018)
ATG100CU	U		0.00	(1.00)	(17,588)	0.00	(1.00)	(17,588)	0.00	(1.00)	(17,588)
ATG231BA	A		(1.00)	0.00	(30,036)	(1.00)	0.00	(30,036)	(1.00)	0.00	(30,036)
ATG231BC	A		(4.00)	0.00	(60,938)	(4.00)	0.00	(60,938)	(4.00)	0.00	(60,938)
ATG100AA	Furlough Savings	A			74,228			74,228			74,228
ATG100AA		B			(27,627)			(27,627)			(27,627)
ATG100AA		U			(502,474)			(502,474)			(502,474)
ATG100AA		W			(20,910)			(20,910)			(20,910)
ATG100AB		B			(22,741)			(22,741)			(22,741)
ATG100AB		N			(52,563)			(52,563)			(52,563)
ATG100AC		A			(25,456)			(25,456)			(25,456)
ATG100AC		N			(22,201)			(22,201)			(22,201)
ATG100AD		A			(30,083)			(30,083)			(30,083)
ATG100AD		N			(3,711)			(3,711)			(3,711)
ATG100AE		B			(64,027)			(64,027)			(64,027)
ATG100AI		A			(44,367)			(44,367)			(44,367)
ATG100AI		N			(5,166)			(5,166)			(5,166)
ATG100CJ		A			(27,652)			(27,652)			(27,652)
ATG100CU		A			(40,072)			(40,072)			(40,072)
ATG100CU		U			(88,145)			(88,145)			(88,145)
ATG231BA		A			(5,467)			(5,467)			(5,467)
ATG231BA		W			(7,364)			(7,364)			(7,364)
ATG231BB		W			(42,749)			(42,749)			(42,749)

Department of the Attorney General  
Budget Decisions

Table 9

Prog ID/Org	Description	Department Request			Budget & Finance			Governor's Decision			
		MOF	Pos (P)	Pos (T)	\$\$\$	Pos (P)	Pos (T)	\$\$\$	Pos (P)	Pos (T)	\$\$\$
ATG231BC		A			(63,396)			(63,396)			(63,396)
ATG231BC		W			(26,953)			(26,953)			(26,953)
ATG500GA		A			(241,003)			(241,003)			(241,003)
ATG500GA		N			(596,963)			(596,963)			(596,963)
ATG100AA	Reductions to meet FY10 restrictions	A			(1,400,000)			(1,400,000)			(1,400,000)
ATG500GA	Reductions to meet FY10 restrictions	A			(105,907)			(105,907)			(105,907)
ATG500GA		N			(205,584)			(205,584)			(205,584)
ATG231BC	Increase ceiling for federal grant	N		4.00	160,161		4.00	160,161		4.00	160,161
ATG231BC	Increase ceiling for NCIC program	W			0			0			0
ATG100AA	Litigation fund cost increase	A			325,000			0			0
ATG100AA	Reduction for Career Criminal Prosecution Program Victim Witness Assistance Program	A						(203,872)			(203,872)
ATG100AA	Additional reduction to meet revised target	A						(66,140)			(66,140)
ATG100AA	Additional reduction to meet revised target	U						(261,195)			(261,195)
ATG231BC	Additional reduction to meet revised target	A						(5,244)			(5,244)
ATG500GA	Additional reduction to meet revised target	A						(14,157)			(14,157)

Department of the Attorney General  
Vacancy Report

Table 10

	<u>Date of Vacancy</u>	<u>Position Title</u>	<u>Position Number</u>	<u>Exempt (Y/N)</u>	<u>Budgeted Amount</u>	<u>Actual Salary Last Paid</u>	<u>MOF</u>	<u>Prog ID</u>	<u>Authority to Hire (Y/N)</u>	<u>Filed by 89 day (1=Yes)</u>
1	04/01/09	Auditor IV	30850	N	\$57,708	\$57,708	B.25/N.75	100	N	
1	4/2/2007	Auditor V	16013	N	\$31,212	\$55,500	A	100	N	1
1	11/29/2005	Auditor V - CJD	113202	N	\$49,572	\$49,572	B	100	N	
1	7/14/2005	Deputy Attorney General	117521	Y	\$66,000	NA	U	100	N	
1	5/4/2006	Deputy Attorney General	101387	Y	\$58,000	\$58,008	A	100	N	
1	5/15/2007	Deputy Attorney General	101817	Y	\$50,000	\$50,004	A.63/U.37	100	N	
1	8/1/2007	Deputy Attorney General	100112	Y	\$88,000	\$92,508	U	100	N	
1	7/1/2008	Deputy Attorney General	101261	Y	\$67,000	\$68,004	U	100	N	
1	7/4/2008	Deputy Attorney General	112402	Y	\$56,000	\$59,004	U	100	N	
1	8/1/2008	Deputy Attorney General	101834	Y	\$54,000	\$57,000	U	100	N	
1	10/29/2008	Deputy Attorney General	100382	Y	\$65,000	\$65,004	A	100	N	
1	11/29/2008	Deputy Attorney General	100189	Y	\$82,008	\$82,008	A	100	N	
1	12/6/2008	Deputy Attorney General	118620	Y	\$53,000	\$53,004	A.50/U.50	100	N	
1	12/20/08	Deputy Attorney General	100513	Y	\$88,008	\$88,008	A	100	N	
1	12/31/2008	Deputy Attorney General	100118	Y	\$85,000	\$85,008	U	100	N	
1	01/08/09	Deputy Attorney General	110242	Y	\$85,000	\$85,008	U	100	N	
1	02/20/09	Deputy Attorney General	100103	Y	\$76,000	\$76,008	A	100	N	
1	04/01/09	Deputy Attorney General	102089	Y	\$82,008	\$82,008	A	100	N	
1	04/16/09	Deputy Attorney General	118481	Y	\$75,024	\$75,024	A.34/N.66	100	N	
1	09/01/09	Deputy Attorney General	100476	Y	\$65,000	\$65,508	U	100	N	
1	11/02/09	Deputy Attorney General	118046	Y	\$70,500	\$70,500	U	100	N	
1	11/20/09	Deputy Attorney General	118621	Y	\$53,000	\$53,004	A..50/U.50	100	N	
1	9/16/2003	Investigator IV (CRD)	49324	N	\$42,144	\$38,976	A	100	N	1
1	9/1/2004	Investigator IV (FLD)	40975	N	\$47,448	\$43,860	U	100	N	1
1	9/16/1997	Investigator V	49338	N	\$47,448	NA	A	100	N	
1	10/01/04	Investigator V	117188	N	\$51,314	NA	N	100	N	1
1	10/01/04	Investigator V	117189	N	\$51,314	NA	N	100	N	1
1	06/16/05	Investigator V	117420	N	\$51,314	NA	N	100	N	1
1	08/10/05	Investigator V	117552	N	\$51,314	NA	N	100	N	
1	08/10/05	Investigator V	117553	N	\$51,314	NA	A	100	N	

Department of the Attorney General  
Vacancy Report

Table 10

	<u>Date of Vacancy</u>	<u>Position Title</u>	<u>Position Number</u>	<u>Exempt (Y/N)</u>	<u>Budgeted Amount</u>	<u>Actual Salary Last Paid</u>	<u>MOF</u>	<u>Prog ID</u>	<u>Authority to Hire (Y/N)</u>	<u>Filled by 89 day (1=Yes)</u>
1	9/30/2005	Investigator V	33220	N	\$51,312	\$56,040	B.25/N.75	100	Y	
1	07/01/06	Investigator V	111761	N	\$51,314	\$57,996	N	100	N	1
1	7/20/2006	Investigator V	118089	N	\$47,448	NA	A	100	N	
1	3/12/2007	Investigator V	31525	N	\$30,156	\$49,332	B.25/N.75	100	N	
1	11/17/2007	Investigator V	118774	N	\$50,000	NA	A	100	N	1
1	5/1/2008	Investigator V	111856	N	\$53,352	\$55,488	B	100	N	
1	8/1/2008	Investigator V	50194	N	\$60,024	\$64,896	A	100	N	
1	9/2/2003	Investigator V	6477	N	\$47,448	\$51,312	A	100	N	1
1	11/1/2003	Investigator V	33404	N	\$47,448	\$53,376	A	100	N	1
1	2/21/2007	Investigator V (Cold Case)	118369	N	\$47,448	NA	A	100	N	1
1	1/27/2004	Investigator V (DHS-OYS)	116698	N	\$47,448	NA	U	100	N	1
1	7/20/2006	Investigator V (DNA Reg.)	118091	N	\$47,448	NA	A	100	N	1
1	7/20/2006	Investigator V (DNA Reg.)	118092	N	\$47,448	NA	A	100	N	1
1	7/20/2006	Investigator V (DNA Reg.)	118093	N	\$47,448	NA	A	100	N	1
1	3/1/2004	Investigator V (DOH - Env'l)	116786	N	\$47,448	NA	U	100	N	
1	5/9/2007	Investigator V (DOH - Env'l)	116785	N	\$53,352	\$53,352	U	100	N	
1	7/28/2003	Investigator V (DOT - Har)	116441	N	\$47,448	NA	U	100	N	1
1	5/1/2002	Investigator V (DOT -Air)	112836	N	\$47,448	NA	U	100	N	1
1	5/1/2002	Investigator V (DOT -Air)	112837	N	\$47,448	NA	U	100	N	1
1	5/1/2002	Investigator V (DOT -Air)	112838	N	\$47,448	NA	U	100	N	1
1	6/19/2003	Investigator V (DOT -Air)	116407	N	\$47,448	NA	U	100	N	1
1	6/19/2003	Investigator V (DOT -Air)	116408	N	\$47,448	NA	U	100	N	1
1	9/2/2003	Investigator V (DOT- High)	116482	N	\$47,448	NA	U	100	N	1
1	11/17/2007	Investigator V (FTE 50%)	118775	N	\$24,019	NA	A	100	N	1
1	12/1/2006	Investigator V (HI Hi-Tech)	117946	N	\$47,448	NA	A	100	N	1
1	5/16/2005	Investigator V (HI St.Hosp.)	50195	N	\$47,448	\$47,892	A	100	N	1
1	11/16/2007	Investigator V (in MID)	34764	N	\$47,448	\$51,300	B.25/N.75	100	N	
1	8/22/2003	Investigator V (Nuis. Abate)	116466	N	\$47,448	NA	A	100	N	1
1	11/1/2004	Investigator V (Nuis. Abate)	116465	N	\$47,448	NA	A	100	N	1
1	4/1/2005	Investigator V (PSD)	117351	N	\$47,448	NA	U	100	N	1

Department of the Attorney General  
Vacancy Report

Table 10

	<u>Date of Vacancy</u>	<u>Position Title</u>	<u>Position Number</u>	<u>Exempt (Y/N)</u>	<u>Budgeted Amount</u>	<u>Actual Salary Last Paid</u>	<u>MOF</u>	<u>Prog ID</u>	<u>Authority to Hire (Y/N)</u>	<u>Filled by 89 day (1=Yes)</u>
1	2/10/2006	Investigator V (Sex Off. Unit)	117838	N	\$23,724	NA	A	100	N	1
1	7/1/2006	Investigator V (Sex Off. Unit)	117837	N	\$47,448	NA	A	100	N	1
1	8/1/2006	Investigator V (Sex Off. Unit)	118101	N	\$23,724	NA	A	100	N	1
1	2/21/2007	Investigator V (Sex Off. Unit)	118374	N	\$23,724	NA	A	100	N	1
1	7/1/2003	Investigator V (Tob. Tax)	111544	N	\$47,448	NA	B	100	N	
1	10/12/2005	Investigator V (Tob. Tax)	117668	N	\$47,448	NA	B	100	N	1
1	11/1/2006	Investigator V (Tob. Tax)	111854	N	\$49,332	\$49,332	B	100	N	
1	05/30/09	Investigator VI	29624	N	\$75,960	\$75,960	B.25/N.75	100	N	
1	10/01/09	Legal Assistant III - FLD	40553	N	\$38,988	\$38,988	A	100	N	
1	04/03/09	Legal Assistant III - HHSD	119250	N	\$42,684	NA	U	100	N	
1	9/14/2007	Legal Clerk - FLD	118485	N	\$36,512	NA	A.34/N.66	100	N	1
1	11/01/09	Legal Secretary - CRLD	111093	N	\$56,172	\$56,172	A	100	N	
1	09/14/09	Office Assistant III - CRD	110220	N	\$25,700	\$25,668	A	100	N	
1	08/07/09	Office Assistant IV - FLD	118490	N	\$33,756	\$33,756	A.34/N.66	100	N	
1	01/20/09	Research Statistician III	32939	N	\$50,217	\$49,332	A	100	N	
1	11/01/08	Criminal ID Supervisor - HCJDC	48790	N	\$58,440	\$60,744	V	231	N	
1	09/30/09	IT Specialist	107707	Y			W	231	N	
1	05/01/09	Criminal ID Tech IV - HCJDC	117919	N	\$39,480	\$39,480	W	231	N	
1	02/13/09	Office Assistant IV - HCJDC	119136	N	\$28,000	NA	V	231	N	
1	02/13/09	Office Assistant IV - HCJDC	119137	N	\$28,000	NA	V	231	N	
1	10/11/01	Accountant III	37407	N	\$41,727	\$34,320	A.34/N.66	500	N	
1	7/2/2008	Admin Proc'g Branch Chief	102650	Y	\$75,000	\$80,004	A.34/N.66	500	N	
1	09/01/07	Child Support Enforcement Speci	39782	N	\$45,138	\$55,488	A.34/N.66	500	N	
1	01/01/07	Child Support Enforcement Speci	25935	N	\$51,312	\$47,445	A.34/N.66	500	N	
1	11/01/09	Support Payment Officer	37350	N	\$51,936	\$51,936	A.34/N.66	500	N	
	85	vacancies								34

Department of the Attorney General  
Personnel Separations

Table 11

<u>Prog ID/Org</u>	<u>Position Number</u>	<u>Perm/Temp</u>	<u>MOF</u>	<u>Position Title</u>	<u>Budgeted FTE</u>	<u>Budgeted Salary</u>	<u>Actual FTE</u>	<u>Actual Salary</u>	<u>BU Code</u>	<u>SR Level</u>
100	3932	Perm	A	Office Assistant II	1.00	28,000	1	\$23,691	3	SR 06
100	19613	P	A	Account Clerk III	-	-	1	\$30,036	3	11
100	29624	P	N=.75/S=.25	Investigator VI	1.00	45,960	1	\$75,960	3	26
100	30850	P	N=.75/S=.25	Auditor IV	1.00	57,708	1	\$57,708	3	22
100	32939	P	A	Research Statistician III	1.00	50,217	1	\$49,332	63	20
100	33220	P	N=.75/S=.25	Investigator V (89 day hire)	1.00	51,313	1	\$51,206	13	24
100	40441	Perm	A	Office Assistant II	1.00	24,648	1	\$24,648	3	SR 06
100	40553	Perm	A	Legal Assistant II	1.00	38,988	1	\$38,988	13	SR 18
100	41803	Perm	A	Office Assistant III	1.00	25,668	1	\$25,668	3	SR 08
100	41851	P	A	Office Assistant II	1.00	24,648	1	\$24,648	73	6
100	43216	Temp	U	Office Assistant III	1.00	25,668	1	\$25,668	3	SR 08
100	49325	Temp	A	Legal Assistant III	1.00	51,312	1	\$51,312	13	SR 20
100	49338	Perm	A	Investigator V	1.00	51,312	1	\$51,314	73	SR 24
100	50194	P	A	Investigator V	1.00	51,312	1	\$64,896	73	24
100	52798	Perm	A	Office Assistant IV	1.00	27,747	1	\$27,756	63	SR 10
100	100103	P	A	Deputy Attorney General	1.00	76,000	1	\$76,008	3	SRNA
100	100107	Perm	U	Supervising Deputy Attorney General	1.00	110,000	1	\$110,004	73	SRNA
100	100118	P	U	Deputy Attorney General	1.00	85,000	1	\$85,008	73	SRNA
100	100189	P	A	Deputy Attorney General	1.00	82,008	1	\$82,008	73	SRNA
100	100382	P	A	Deputy Attorney General	1.00	65,000	1	\$65,004	73	SRNA
100	100424	Temp	A	Deputy Attorney General	1.00	55,000	1	\$54,996	73	SRNA
100	100476	Temp	U	Deputy Attorney General	1.00	65,500	1	\$65,508	73	SRNA
100	100513	P	A	Deputy Attorney General	1.00	88,008	1	\$88,008	73	SRNA
100	100945	Perm	A	Deputy Attorney General	1.00	78,000	1	\$78,012	73	SRNA
100	101823	T	A=.75/N=.25	Criminal Justice Planning Specialist	1.00	59,008	1	\$58,008	13	SRNA
100	101834	T	U	Deputy Attorney General	1.00	55,000	1	\$57,000	73	SRNA
100	102089	P	A	Deputy Attorney General	1.00	82,000	1	\$82,008	13	SRNA
100	102097	Perm	A	Deputy Attorney General	1.00	101,004	1	\$101,004	73	SRNA
100	102659	Temp	A	Asst Coord Child Clhse Ctr	1.00	38,064	1	\$38,064	13	SRNA
100	102665	P	U	Deputy Attorney General	1.00	65,000	1	\$85,008	73	SRNA
100	110220	Temp	A	Office Assistant III	1.00	25,700	1	\$25,668	3	SR 08

Department of the Attorney General  
Personnel Separations

Table 11

<u>Prog ID/Org</u>	<u>Position Number</u>	<u>Perm/Temp</u>	<u>MOF</u>	<u>Position Title</u>	<u>Budgeted FTE</u>	<u>Budgeted Salary</u>	<u>Actual FTE</u>	<u>Actual Salary</u>	<u>BU Code</u>	<u>SR Level</u>
100	110242	T	U	Deputy Attorney General	1.00	85,000	1	\$85,008	73	SRNA
100	110333	T	A	Office Assistant III (89 day hire)	1.00	26,700	1	\$25,667	73	8
100	110697	T	U	Office Assistant III	1.00	26,700	1	\$26,700	3	8
100	111093	Perm	A	Legal Secretary	1.00	56,172	1	\$56,172	63	SR 18
100	111749	T	A	Educ Spec/Comp Forensic Exm	1.00	60,818	1	\$70,224	3	SRNA
100	111854	Perm	B	Investigator V	1.00	51,314	1	\$51,314	73	SR 24
100	112402	T	U	Deputy Attorney General	1.00	60,000	1	\$59,004	73	SRNA
100	116418	P	U	Legal Assistant III	1.00	37,600	1	\$40,512	3	20
100	116441	Perm	U	Investigator V	1.00	51,314	1	\$51,314	73	SR 24
100	117420	Perm	N	Investigator V	1.00	51,314	1	\$51,314	73	SR 24
100	118046	Temp	U	Deputy Attorney General	1.00	70,500	1	\$70,500	73	SRNA
100	118262	T	A	Office Assistant IV	1.00	27,747	1	\$27,747	63	10
100	118481	P	A=.34/N=.66	Deputy Attorney General	1.00	75,000	1	\$75,024	3	SRNA
100	118490	Perm	A=.34/N+.66	Office Assistant IV	1.00	33,756	1	\$33,756	3	SR 10
100	118620	P	A=.5/U=.5	Deputy Attorney General	1.00	53,000	1	\$53,004	73	SRNA
100	118621	Perm	A=.5/U=.5	Deputy Attorney General	1.00	53,000	1	\$53,004	73	SRNA
231	11219	P	W	Office Assistant III	1.00	27,000	1	\$25,667	3	8
231	47756	P	W	Office Assistant IV	1.00	28,000	1	\$35,064	3	10
231	48790	T	V	Criminal ID Supervisor	-	-	1	\$60,744	4	23
231	107707	Perm	W	ITS	1.00	85,428	1	\$85,428	13	SRNA
231	117919	P	W	Criminal ID Tech IV	1.00	39,480	1	\$39,480	3	17
231	118631	P	W	Clerical Supervisor IV	1.00	35,064	1	\$35,064	4	16
231	118852	Perm	W	Office Assistant III	1.00	27,000	1	\$25,668	3	SR 08
500	31306	P	A=.34/N=.66	Office Assistant IV	1.00	36,516	1	\$36,516	3	10
500	32866	P	A=.34/N=.66	Office Assistant IV	1.00	33,756	1	\$33,756	3	10
500	32961	Perm	A=.34/N=.66	Office Assistant IV	1.00	36,516	1	\$36,516	3	SR 10
500	35457	P	A=.34/N=.66	Social Service Assistant IV	1.00	31,212	1	\$30,012	3	11
500	35460	P	A=.34/N=.66	Social Services Assistant IV	1.00	37,242	1	\$36,516	3	11
500	37340	Perm	A=.34/N=.66	Office Assistant IV	1.00	27,747	1	\$27,747	3	SR 10
500	37350	Perm	A=.34/N=.66	Supports Payment Officer	1.00	51,936	1	\$51,936	3	SR 15
500	38058	P	A=.34/N=.66	Office Assistant IV	1.00	37,968	1	\$27,756	3	10



Department of the Attorney General  
Personnel Separations

Table 11

Prog ID/Org	Position Number	Perm/ Temp	MOF	Position Title	Budgeted	Budgeted	Actual FTE	Actual Salary	BU Code	SR Level
					FTE	Salary				
500	42395	Perm	A=.34/N=.66	Office Assistant III	1.00	25,668	1	\$25,668	3	SR 08
500	110172	P	A=.34/N=.66	Supports Payment Officer	1.00	41,040	1	\$41,040	3	15
500	110292	P	A=.34/N=.66	Office Assistant IV	1.00	27,756	1	\$30,036	3	10
500	110330	P	A=.34/N=.66	Cashier II	1.00	23,100	1	\$46,176	3	12
500	112591	Perm	A=.34/N=.66	Information Technologist Specialist IV	1.00	45,138	1	\$45,576	13	SR 22
500	112592	P	A=.34/N=.66	Information Technologist Specialist IV	1.00	45,138	1	\$47,436	13	22
500	117866	P	A=.34/N=.66	Social Service Aid II	1.00	24,648	1	\$24,648	3	11
500	117872	P	A=.34/N=.66	Social Service Aid II	1.00	24,648	1	\$23,700	3	7
500	119138	T	A=.34/N=.66	Office Assistant IV	Act 178, SLH 2008		1	\$36,516	3	10

Department of the Attorney General  
New Hires

Table 12

<u>New Hire Effective Date:</u>	<u>Prog ID/Org</u>	<u>Position Number</u>	<u>Perm/Temp</u>	<u>MOF</u>	<u>Position Title</u>	<u>Budgeted FTE</u>	<u>Budgeted Salary</u>	<u>Actual FTE</u>	<u>Actual Salary</u>	<u>BU Code</u>	<u>SR Level</u>
3/16/2009	100	3932	P	A	Office Assistant II	1.00	28,000	1	\$11.39/hour	3	SR 06
3/1/2009	100	6479	P	A	Chief Spc. Investigator	1.00	79,104	1	85,000	35	EM07
7/14/2008	100	38324	P	A	Office Assistant III	1.00	25,668	1	25,668	3	SR 08
12/16/2008	100	38415	P	A=.34/N=.66	Office Assistant III	1.00	25,668	1	25,668	73	SRNA
10/13/2008	100	41790	P	A	Legal Clerk	1.00	32,424	1	32,424	3	SR 14
6/25/2008	100	41803	P	A	Office Assistant III	1.00	25,668	1	25,668	3	SR 08
3/13/2008	100	43215	P	U	Clerk Typist II	1.00	26,700	1	25,668	3	SR 08
9/3/2008	100	43216	T	U	Office Assistant III	1.00	25,668	1	25,668	3	SR 08
7/16/2008	100	46063	T	U	Legal Assistant II	1.00	38,988	1	38,988	13	SR 18
8/14/2008	100	48588	P	A	Legal Clerk	1.00	37,968	1	37,968	3	SR 14
10/13/2008	100	52798	P	A	Office Assistant IV	1.00	27,747	1	27,756	63	SR 10
12/17/2008	100	100192	P	A	Deputy Attorney General	1.00	85,000	1	52,000	73	SRNA
7/1/2008	100	100944	P	U	Deputy Attorney General	1.00	70,000	1	69,996	73	SRNA
8/1/2008	100	101221	T	W	Legal Assistant III	1.00	49,332	1	49,332	13	SR 20
12/11/2008	100	102076	T	A	Deputy Attorney General	1.00	70,000	1	90,000	73	SRNA
11/10/2009	100	102097	P	A	Deputy Attorney General	1.00	101,004	1	89,004	73	SRNA
7/16/2008	100	102638	P	A	JJIS System Analyst	1.00	53,352	1	53,352	13	SRNA
9/9/2008	100	102659	T	A	Asst. Coord. Missing Children Clearinghouse	1.00	38,064	1	38,064	13	SRNA
7/7/2008	100	102663	T	A	*General Professional	1.00	53,352	1	53,352	13	SRNA
9/16/2008	100	110220	T	A	Office Assistant III	1.00	25,700	1	25,668	3	SR 08
7/7/2008	100	110221	T	A	Office Assistant III	1.00	25,668	1	25,668	3	SR 08
8/29/2008	100	110697	T	U	Office Assistant III	1.00	26,700	1	26,700	3	SR 08
10/16/2008	100	111855	P	B	Investigator V	1.00	51,314	1	51,312	73	SR 24
1/22/2009	100	112848	P	U	Legal Clerk	1.00	32,424	1	32,427	3	SR 14
7/8/2008	100	113217	P	A	Office Assistant III	1.00	26,700	1	26,700	63	SR 08
9/16/2008	100	118483	P	A=.34/N=.66	Account Clerk III	1.00	28,829	1	28,836	3	SR 11
9/9/2008	100	118484	P	A=.34/N=.66	Supervising Legal Clerk	1.00	42,696	1	39,480	4	SR 18
7/14/2008	100	118489	P	A=.34/N=.66	Office Assistant IV	1.00	27,747	1	27,756	3	SR 10
10/16/2008	100	119100	P	W	Office Assistant III	1.00	25,668	1	25,668	3	SR 08
12/30/2008	100	119116	P	A	Deputy Attorney General	1.00	63,000	1	63,000	73	SRNA
11/10/2008	100	119166	P	U	Deputy Attorney General	1.00	63,000	1	65,004	73	SRNA

Department of the Attorney General  
New Hires

Table 12

<u>New Hire Effective Date:</u>	<u>Prog ID/Org</u>	<u>Position Number</u>	<u>Perm/Temp</u>	<u>MOF</u>	<u>Position Title</u>	<u>Budgeted FTE</u>	<u>Budgeted Salary</u>	<u>Actual FTE</u>	<u>Actual Salary</u>	<u>BU Code</u>	<u>SR Level</u>
9/1/2009	100	119289	P	B	Deputy Attorney General	1.00	72,000	1	70,008	73	SRNA
6/23/2009	100	119420	P	A	Information Technologist Spe	1.00	60,818	1	70,224	13	SR 24
10/27/2008	231	26671	P	W	Office Assistant IV	1.00	25,667	1	28,836	3	SR10
6/15/2009	231	47584	P	W	Account Clerk II	1.00	25,667	1	25,668	3	SR 08
10/16/2008	231	52799	P	A	Office Assistant IV	1.00	33,756	1	33,756	3	SR10
7/1/2008	231	54532	P	W	Office Assistant III	1.00	25,668	1	28,836	3	SR 08
10/16/2008	231	117967	P	W	Office Assistant IV	1.00	24,793	1	27,756	3	SR10
10/27/2008	231	118331	P	N	Office Assistant IV	1.00	28,800	1	27,756	3	SR 10
9/25/2008	231	118631	P	W	Clerical Supervisor	1.00	35,064	1	35,064	4	SR 16
7/16/2008	231	118760	P	W	Info. Tech. Spclt IV	1.00	49,332	1	49,332	13	SR 22
3/9/2009	231	118852	P	W	Office Assistant III	1.00	27,000	1	25,668	3	SR 08
11/5/2008	500	31231	P	A=.34/N=.66	Office Assistant IV	1.00	27,756	1	27,756	3	SR 10
8/1/2008	500	31233	P	A=.34/N=.66	Office Assistant IV	1.00	27,756	1	27,756	3	SR 10
2/9/2009	500	31235	P	A=.34/N=.66	Office Assistant IV	1.00	27,747	1	27,756	3	SR 10
7/18/2009	500	38058	P	A=.34/N=.66	Office Assistant IV	1.00	37,968	1	27,756	3	SR 10
3/2/2009	500	38421	P	A=.34/N=.66	Office Assistant III	1.00	25,667	1	25,668	3	SR 08
1/5/2009	500	39884	P	A=.34/N=.66	Legal Assistant III	1.00	42,132	1	42,132	13	SR 20
7/28/2008	500	40706	P	A=.34/N=.66	Legal Assistant II	1.00	38,988	1	38,988	13	SR 18
9/15/2008	500	40798	P	A=.34/N=.66	Office Assistant III	1.00	25,668	1	25,668	3	SR 08
9/22/2008	500	40799	P	A=.34/N=.66	Office Assistant III	1.00	25,668	1	25,668	3	SR 08
7/17/2009	500	42395	P	A=.34/N=.66	Office Assistant III	1.00	25,668	1	25,668	3	SR 08
12/1/2008	500	102322	P	A	Deputy Attorney General	1.00	75,000	1	68,004	73	SRNA
6/1/2009	500	110292	P	N=.66	Office Assistant IV	1.00	27,756	1	30,036	3	SR 10
3/2/2009	500	110476	P	A=.34/N=.66	Office Assistant III	1.00	25,668	1	25,668	3	SR 08
6/16/2009	500	112591	P	A=.34/N=.66	Information Technologist Spe	1.00	45,138	1	45,576	13	SR 22
6/16/2009	500	117861	P	A=.34/N=.66	Social Service Assistant III	1.00	26,700	1	28,836	3	SR 11
8/17/2009	500	117866	P	A=.34/N=.66	Social Service Assistant IV	1.00	24,648	1	31,212	3	SR 11
1/5/2009	500	117871	P	A=.34/N=.66	Social Service Aid II	1.00	28,836	1	24,648	3	SR 07
4/17/2009	500	119114	P	A=.34/N=.66	Legal Assistant III	1.00	42,132	1	42,132	13	SR 20

Department of the Attorney General  
Reduction in Force (RIF) Actions

Table 13

RIF Code	Prog ID/Org	RIF Action	Position #	Position Title	MOF	FTE	Current Comp Rate	Position Salary Decrease	Position Salary Increase	Comp Freq (Mo/Hr)	SR Level	BU	Perm/T emp	Placement Action	Reason
001A	ATG 100	Initial RIF	41790	Legal Clerk	A	0.90	2,432	(\$2,432)		M	SR14A	3	Perm	Fill Vacancy	
001A	ATG 100	Initial RIF	41790	Legal Clerk	W	0.10	270	(\$270)		M	SR14A	3	Perm	Fill Vacancy	
001B	ATG 500	Placement of Incumbent	37340	Office Assistant IV	A	0.34	786	(\$786)	919	M	SR10E	3	Perm	Fill Vacancy	
001B	ATG 500	Placement of Incumbent	37340	Office Assistant IV	N	0.66	1,527	(\$1,527)	1,783	M	SR10E	3	Perm	Fill Vacancy	
002A	ATG 100	Initial RIF	38324	Office Assistant III	A	1.00	2,139	(\$2,139)		M	SR08A	3	Perm	Fill Vacancy	
002B	ATG 500	Placement of Incumbent	117867	Social Service Aide II	A	0.34	698	(\$698)	727	M	SR07B	3	Perm	Fill Vacancy	
002B	ATG 500	Placement of Incumbent	117867	Social Service Aide II	N	0.66	1,356	(\$1,356)	1,412	M	SR07B	3	Perm	Fill Vacancy	
003A	ATG 231	Initial RIF	17368	Criminal ID Tech I	A	1.00	2,503	(\$2,503)		M	SR10C	3	Perm	Fill Vacancy	
004A	ATG 231	Initial RIF	47334	Info Tech Specialist II	A	1.00	3,511	(\$3,511)		M	SR20C	13	Perm	JW Search	J/W Placement-out
005A	ATG 100	Initial RIF	41803	Office Assistant III	A	1.00	2,139	(\$2,139)		M	SR08A	3	Perm	None	Declined Placement
006A	ATG 100	Initial RIF	38329	Secretary II	A	1.00	3,420	(\$3,420)		M	SR14G	63	Perm	Bump	
006B	ATG 100	Placement of Incumbent	52798	Office Assistant IV	A	1.00	2,313	(\$2,313)	3,420	M	SR10K	63	Perm	None	<24 retention points
007A	ATG 100	Initial RIF	34928	Office Assistant III	U	1.00	2,313	(\$2,313)		M	SR08C	3	Perm	Fill Vacancy	
007B	ATG 100	Placement of Incumbent	40441	Office Assistant II	A	1.00	1,974	(\$1,974)	2,313	M	SR06E	3	Perm	Fill Vacancy	
008A	ATG 231	Initial RIF	36258	Office Assistant III	A	1.00	2,601	(\$2,601)		M	SR08F	3	Perm	Fill Vacancy	
008B	ATG 231	Placement of Incumbent	11219	Office Assistant III	W	1.00	2,139	(\$2,139)	2,601	M	SR08F	3	Perm	Fill Vacancy	
009A	ATG 100	Initial RIF	34075	Legal Assistant III	A	1.00	4,276	(\$4,276)		M	SR20H	73	Perm	Bump	
009B	ATG 100	Placement of Incumbent	42208	Legal Assistant III	A	1.00	3,511	(\$3,511)	4,276	M	SR20H	73	Perm	None	JW Placement-out
010A	ATG 100	Initial RIF	32084	Legal Clerk	W	0.10	316	(\$316)		M	SR14E	3	Perm	Bump	
010A	ATG 100	Initial RIF	32084	Legal Clerk	A	0.90	2,848	(\$2,848)		M	SR14E	3	Perm	Bump	
010B	ATG 100	Placement of Incumbent	48588	Legal Clerk	A	1.00	3,164	(\$3,164)	3,164	M	SR14E	3	Perm	Bump	
010C	ATG 500	Placement of Incumbent	117873	Social Service Asst IV	A	0.34	817	(\$817)	1,076	M	SR11H	3	Perm	Fill Vacancy	
010C	ATG 500	Placement of Incumbent	117873	Social Service Asst IV	N	0.66	1,586	(\$1,586)	2,088	M	SR11H	3	Perm	Fill Vacancy	
011A	ATG 231	Initial RIF	32983	Office Assistant III	A	1.00	2,403	(\$2,403)		M	SR08D	3	Perm	Bump	
011B	ATG 500	Placement of Incumbent	42395	Office Assistant III	A	0.34	727	(\$727)	817	M	SR08D	3	Perm	None	<24 retention points
011C	ATG 500	Placement of Incumbent	42395	Office Assistant III	N	0.66	1,412	(\$1,412)	1,586	M	SR08D	3	Perm	None	<24 retention points
012A	ATG 231	Initial RIF	36259	Office Assistant III	A	1.00	2,225	(\$2,225)		M	SR08B	3	Perm	Bump	
012B	ATG 231	Placement of Incumbent	118852	Office Assistant III	W	1.00	2,139	(\$2,139)	2,225	M	SR08B	3	Perm	None	<24 retention points
013A	ATG 100	Initial RIF	43216	Office Assistant III	U	1.00	2,139	(\$2,139)		M	SR08A	3	Temp	None	Temp/Exempt
014A	ATG 100	Initial RIF	49325	Legal Assistant III	A	1.00	4,276	(\$4,276)		M	SR20H	13	Temp	None	Temp/Exempt
015A	ATG 100	Initial RIF	102659	Asst Coord Missing Children	A	1.00	3,172	(\$3,172)		M	SRNA	Exemp	Temp	None	Temp/Exempt
016A	ATG 500	JW Placement-In	119094	General Professional III	A	0.34	1,194	(\$1,194)	1,512	M	SR20I	13	Perm	Fill Vacancy	
016A	ATG 500	JW Placement-In	119094	General Professional III	N	0.66	2,317	(\$2,317)	2,934	M	SR20I	13	Perm	Fill Vacancy	
017A	ATG 500	JW Placement-In	119093	General Professional III	A	0.34	1,194	(\$1,194)	1,573	M	SR20J	13	Perm	Fill Vacancy	
017A	ATG 500	JW Placement-In	119093	General Professional III	N	0.66	2,317	(\$2,317)	3,053	M	SR20J	13	Perm	Fill Vacancy	
018A	ATG 500	JW Placement-In	117874	General Professional III	A	0.34	1,194	(\$1,194)	1,343	M	SR20F	13	Perm	Fill Vacancy	
018A	ATG 500	JW Placement-In	117874	General Professional III	N	0.66	2,317	(\$2,317)	2,608	M	SR20F	13	Perm	Fill Vacancy	
019A	ATG 500	JW Placement-In	119092	General Professional III	A	0.34	1,194	(\$1,194)	1,398	M	SR20G	13	Perm	Fill Vacancy	
019A	ATG 500	JW Placement-In	119092	General Professional III	N	0.66	2,317	(\$2,317)	2,713	M	SR20G	13	Perm	Fill Vacancy	
020A	ATG 500	JW Placement-In	119097	General Professional III	A	0.34	1,194	(\$1,194)	1,343	M	SR20F	13	Perm	Fill Vacancy	
020A	ATG 500	JW Placement-In	119097	General Professional III	N	0.66	2,317	(\$2,317)	2,608	M	SR20F	13	Perm	Fill Vacancy	
021A	ATG 500	JW Placement-In	117865	General Professional III	A	0.34	1,194	(\$1,194)	1,512	M	SR20I	13	Perm	Fill Vacancy	
021A	ATG 500	JW Placement-In	117865	General Professional III	N	0.66	2,317	(\$2,317)	2,934	M	SR20I	13	Perm	Fill Vacancy	
022A	ATG 500	JW Placement-In	35457	Social Service Asst IV	A	0.34	817	(\$817)	1,035	M	SR11G	3	Perm	Fill Vacancy	

Department of the Attorney General  
Reduction in Force (RIF) Actions

Table 13

RIF Code	Prog ID/Org	RIF Action	Position #	Position Title	MOF	FTE	Current Comp Rate	Position Salary Decrease	Position Salary Increase	Comp Freq (Mo/Hr)	SR Level	BU	Perm/T emp	Placement Action	Reason
022A	ATG 500	JW Placement-In	35457	Social Service Asst IV	N	0.66	1,586	(\$1,599)	2,008	M	SR11G	3	Perm	Fill Vacancy	
023A	ATG 500	JW Placement-In	32961	Office Assistant IV	A	0.34	786	(\$786)	919	M	SR10E	3	Perm	Fill Vacancy	
023A	ATG 500	JW Placement-In	32961	Office Assistant IV	N	0.66	1,527	(\$1,527)	1,783	M	SR10E	3	Perm	Fill Vacancy	
024A	ATG 500	JW Placement-In	119096	General Professional III	A	0.34	1,194	(\$1,194)	1,635	M	SR20K	13	Perm	Fill Vacancy	
024A	ATG 500	JW Placement-In	119096	General Professional III	N	0.66	2,317	(\$2,317)	3,174	M	SR20K	13	Perm	Fill Vacancy	
025A	ATG 500	JW Placement-In	38058	Office Assistant IV	A	0.34	786	(\$786)	919	M	SR10E	3	Perm	Fill Vacancy	
025A	ATG 500	JW Placement-In	38058	Office Assistant IV	N	0.66	1,527	(\$1,527)	1,783	M	SR10E	3	Perm	Fill Vacancy	
026A	ATG 500	JW Placement-In	119091	General Professional III	A	0.34	1,194	(\$1,194)	1,512	M	SR20I	13	Perm	Fill Vacancy	
026A	ATG 500	JW Placement-In	119091	General Professional III	N	0.66	2,317	(\$2,317)	2,934	M	SR20I	13	Perm	Fill Vacancy	
027A	ATG 500	JW Placement-In	117875	General Professional III	A	0.34	1,194	(\$1,194)	1,343	M	SR20F	13	Perm	Fill Vacancy	
027A	ATG 500	JW Placement-In	117875	General Professional III	N	0.66	2,317	(\$2,317)	2,608	M	SR20F	13	Perm	Fill Vacancy	
028A	ATG 500	JW Placement-In	118601	Investigator III	A	0.34	1,194	(\$1,194)	1,398	M	SR20G	13	Perm	Fill Vacancy	
028A	ATG 500	JW Placement-In	118601	Investigator III	N	0.66	2,317	(\$2,317)	2,713	M	SR20G	13	Perm	Fill Vacancy	
029A	ATG 500	JW Placement-In	112591	Info Tech Specialist IV	A	0.34	1,291	(\$1,291)	1,343	M	SR22D	13	Perm	Bump	
029A	ATG 500	JW Placement-In	112591	Info Tech Specialist IV	N	0.66	2,507	(\$2,507)	2,608	M	SR22D	13	Perm	Bump	
030A	ATG 500	JW Placement-In	30920	Investigator III	A	0.34	1,194	(\$1,194)	1,291	M	SR20G	13	Perm	Fill Vacancy	
030A	ATG 500	JW Placement-In	30920	Investigator III	A	0.66	2,317	(\$2,317)	2,507	M	SR20G	13	Perm	Fill Vacancy	
031A	ATG 500	JW Placement-In	41347	Investigator III	A	0.34	1,194	(\$1,194)	1,291	M	SR20G	13	Perm	Fill Vacancy	
031A	ATG 500	JW Placement-In	41347	Investigator III	A	0.66	2,317	(\$2,317)	2,507	M	SR20G	13	Perm	Fill Vacancy	
032A	ATG 500	JW Placement-In	119095	General Professional III	A	0.34	1,194	(\$1,194)	1,291	M	SR20E	13	Perm	Fill Vacancy	
032A	ATG 500	JW Placement-In	119095	General Professional III	A	0.66	2,317	(\$2,317)	2,507	M	SR20E	13	Perm	Fill Vacancy	

Department of the Attorney General  
Expenditures Exceeding Federal Fund Ceiling

Table 14

<u>Prog ID</u>	<u>Appropriation Ceiling</u>	<u>Ceiling Increase</u>	<u>Date of Increase</u>	<u>Reason for Exceeding Ceiling</u>	<u>Recurring (Y/N)</u>	<u>GF Impact (Y/N)</u>	<u>ARRA?</u>	
ATG 100	FY 2008 Law Enforcement Task Forces for Human Trafficking Victims Continuation Grant Program	101,820	7/21/2008	Continuation of federal grant	No	33% in-kind match	No	
ATG 100	FY 2008 Project Safe Neighborhoods Grant Program	95,396	8/5/2008	Federal grant	Contingent on Congressional funding and approval	None	No	
ATG 100	FY 2008 Child Sexual Predator Program	468,870	8/5/2008	Federal grant	Contingent on Congressional funding and approval	None	No	
ATG 100	FY 2009 Safe Havens: Supervised Visitation and Safe Exchange Grant Program	650,000	4/8/2009	Federal grant	Contingent on Congressional funding and approval	None	No	Note: Gov's approval received, however, CPJA did not receive this grant award
ATG 100	FY 2009 President-Elect Security Assistance Reimbursement Grant	144,580	7/24/2009	Federal grant	No, one-time reimbursement	None	No	
ATG 100	FY 2009 Project Safe Neighborhoods Grant Program	81,324	7/27/2009	Federal grant	Contingent on Congressional funding and approval	None	No	
ATG 100	FY 2009 Sexual Assault Services Program	224,867	11/13/2009	Federal grant	Contingent on Congressional funding and approval	None	No	
ATG100	Edward byrne Memorial competitive Grant: Enhancing Forensic and Crime Scene Investigations	425,556	6/26/2009	Federal grant	No.	None	No	
ATG100	Hawaii Internet Crimes Against Children Task Force Grant	250,000	6/22/2009	Federal grant	No.	None	No	
ATG231	Office of Community Oriented Policing Services Technology Program grant	1,500,000	7/8/2009	Federal grant	No.	None	No	
ATG231	Privacy Policy Development for Justice Information Sharing Programs grant	25,000	8/10/2009	Federal grant	No.	None	No	
ATG231	SMART Office Support for Adam Walsh Act Implementation grant	300,000	4/14/2009	Federal grant	No.	None	No	Note: Gov's approval received, however, HCJDC did not receive this grant award

Department of the Attorney General  
 Intradepartmental Transfers

Table 15

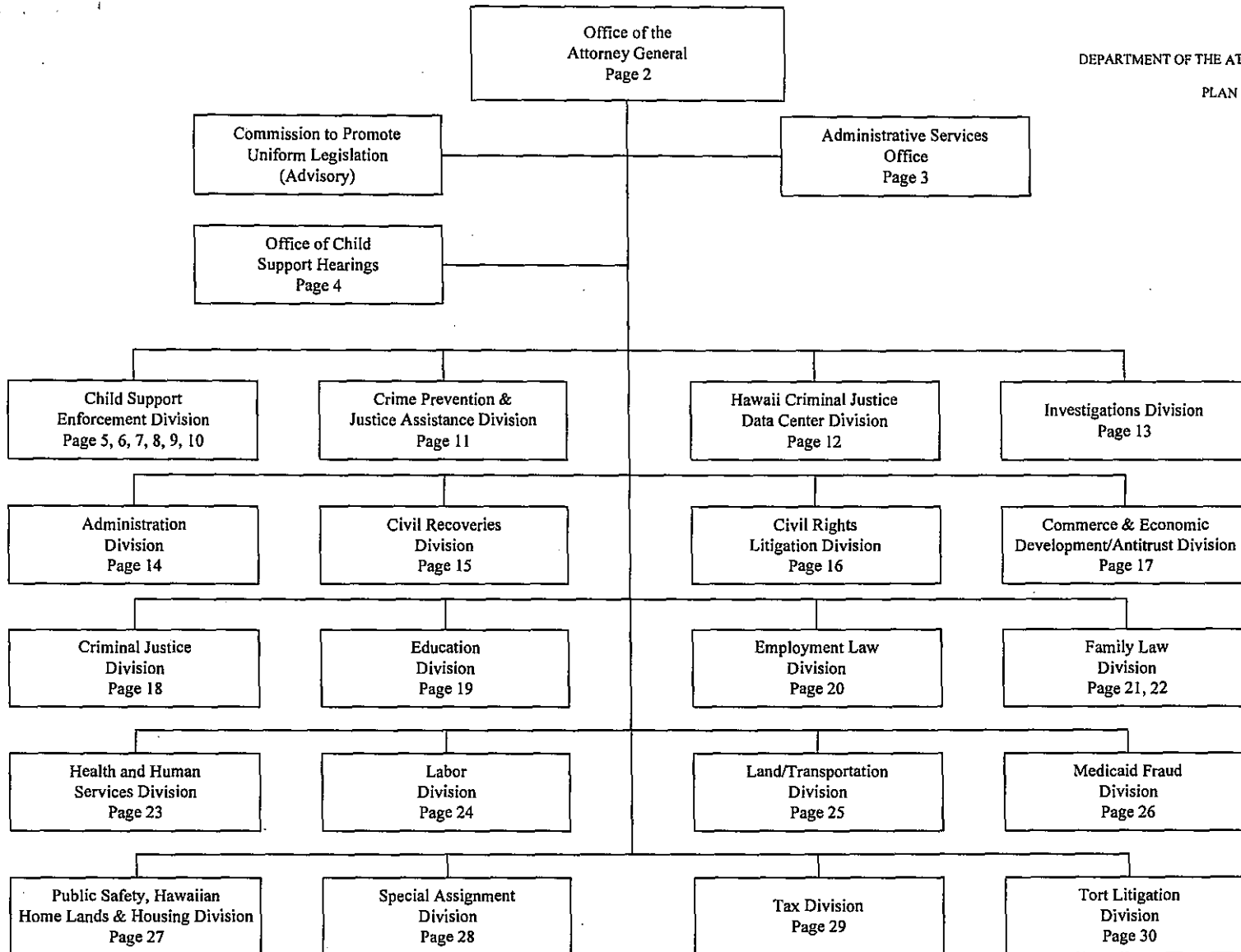
<u>From Prog ID</u>	<u>To Prog ID</u>	<u>Amount Transferred</u>	<u>Date of Transfer</u>	<u>Reason for Transfer</u>	<u>Recurring (Y/N)</u>
ATG231	ATG100	16000	6/22/2009	To cover payroll shortfall in ATG100.	N
ATG500	ATG100	161000	6/22/2009		N

Department of the Attorney General  
CIP Summary

Table 16

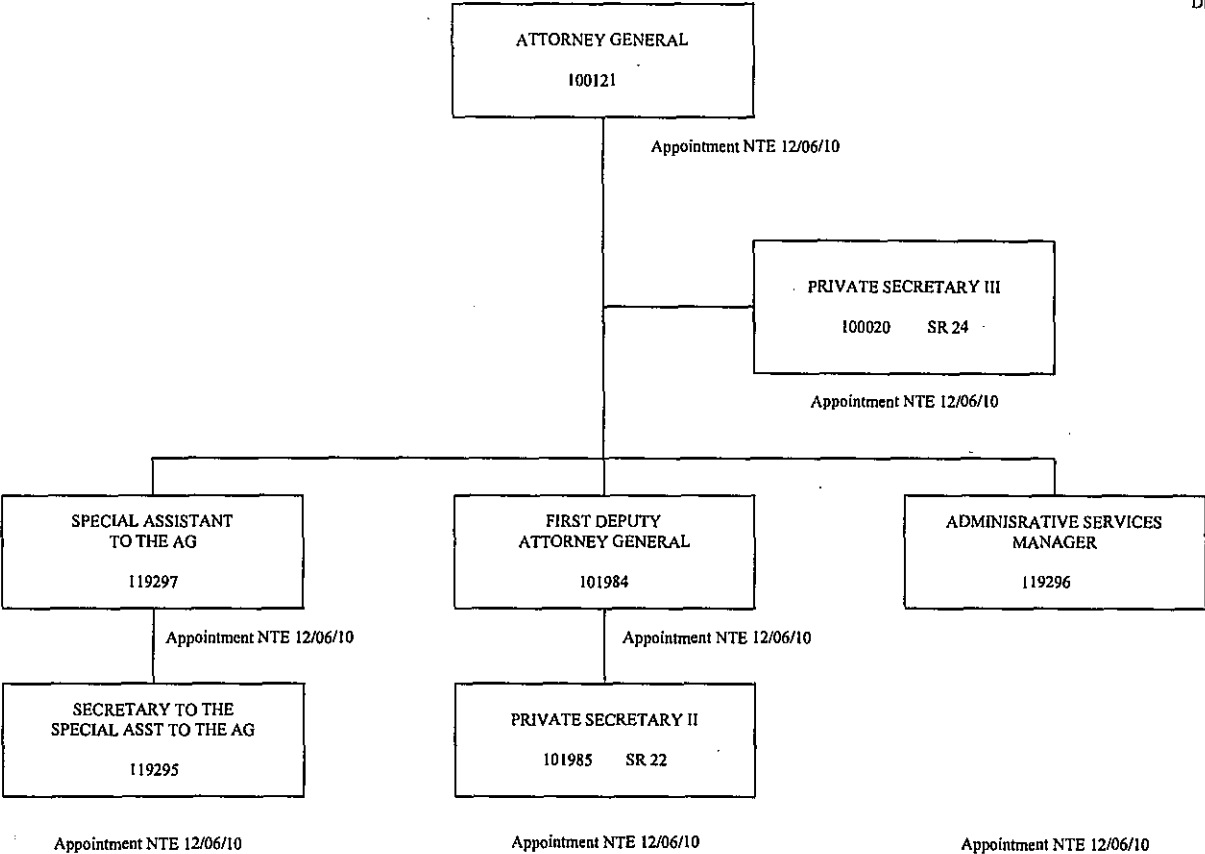
<u>Priority</u>	<u>Project Title</u>	<u>\$\$\$\$</u>	<u>MOF</u>
NONE			





STATE OF HAWAII  
DEPARTMENT OF THE ATTORNEY GENERAL  
OFFICE OF THE ATTORNEY GENERAL

POSITION ORGANIZATION CHART



ADMINISTRATIVE SERVICES OFFICE  
 ADMINISTRATIVE SERVICES OFFICER I  
 03290 EM 05

SECRETARY II  
 38329 # SR 14

ACCOUNTING/BUDGETING STAFF  
 ACCOUNTANT V  
 40281 SR 24

ACCOUNTANT IV  
 19247 SR 22

ACCOUNTANT III  
 117709 SR 20

ACCOUNT CLERK III  
 43101  
 40288  
 35664 SR 11

ACCOUNT CLERK II  
 37868 SR 8

INFORMATION SERVICES  
 AND TECHNOLOGY STAFF  
 INFORMATION TECHNOLOGY  
 SPECIALIST VI  
 40287 SR 26

INFORMATION  
 TECHNOLOGY SPECIALIST V  
 46348  
 46454 SR 24

INFORMATION  
 TECHNOLOGY SPECIALIST IV  
 46349 SR 22

INFORMATION  
 TECHNOLOGY SPECIALIST III  
 40923 SR 20

DATA PROCESSING  
 USER SUPPORT TECHNICIAN  
 36361  
 118765 SR 15

OFFICE ASSISTANT IV  
 118764 SR 10

INTERNAL SUPPORT  
 SERVICES STAFF  
 OFFICE ASSISTANT III  
 32755 SR 8

RECEPTIONIST  
 03932 SR 7

OFFICE ASSISTANT II  
 40441  
 37659 SR 6

# Abolished per 2009 RIF

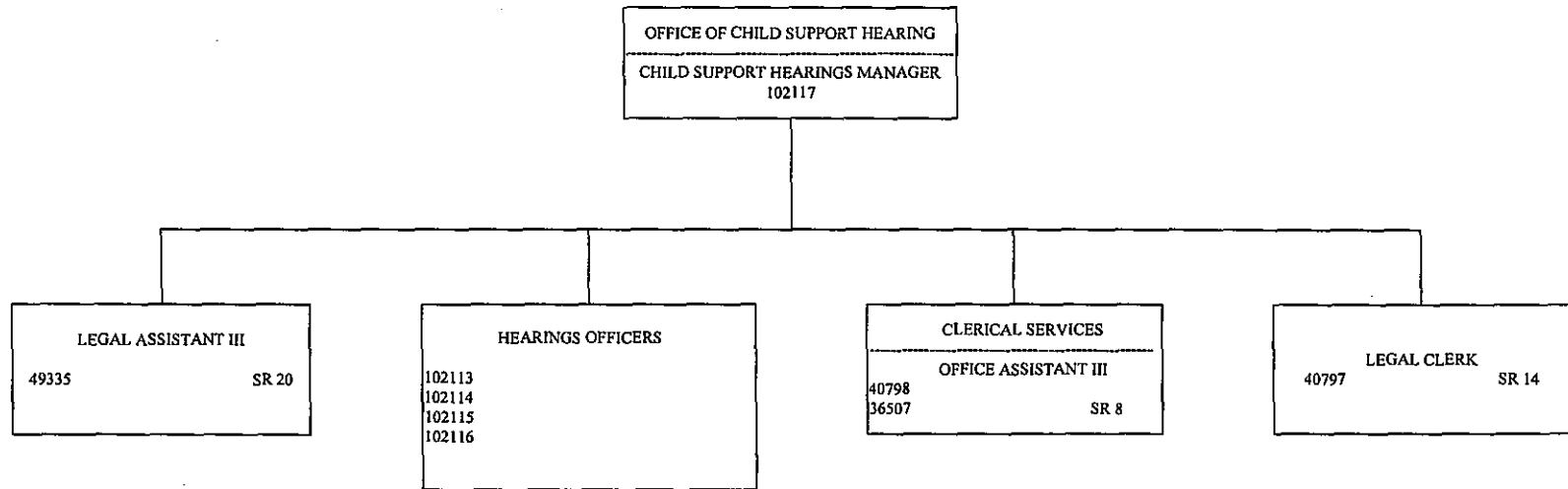
PERSONNEL STAFF  
 DEPARTMENTAL PERSONNEL  
 OFFICER II  
 37509 EM 03

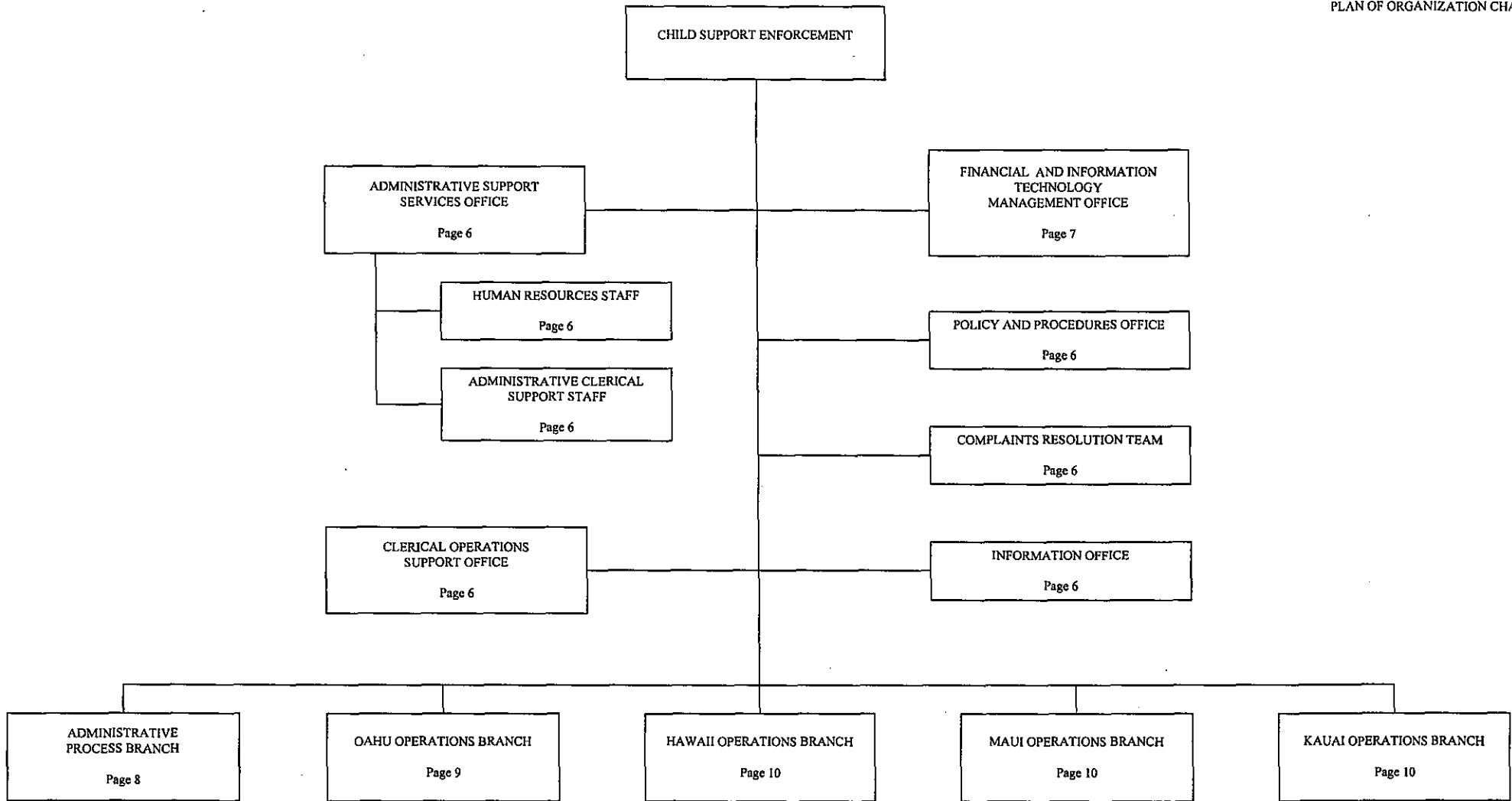
PERSONNEL MANAGEMENT  
 SPECIALIST IV  
 117286 SR 22

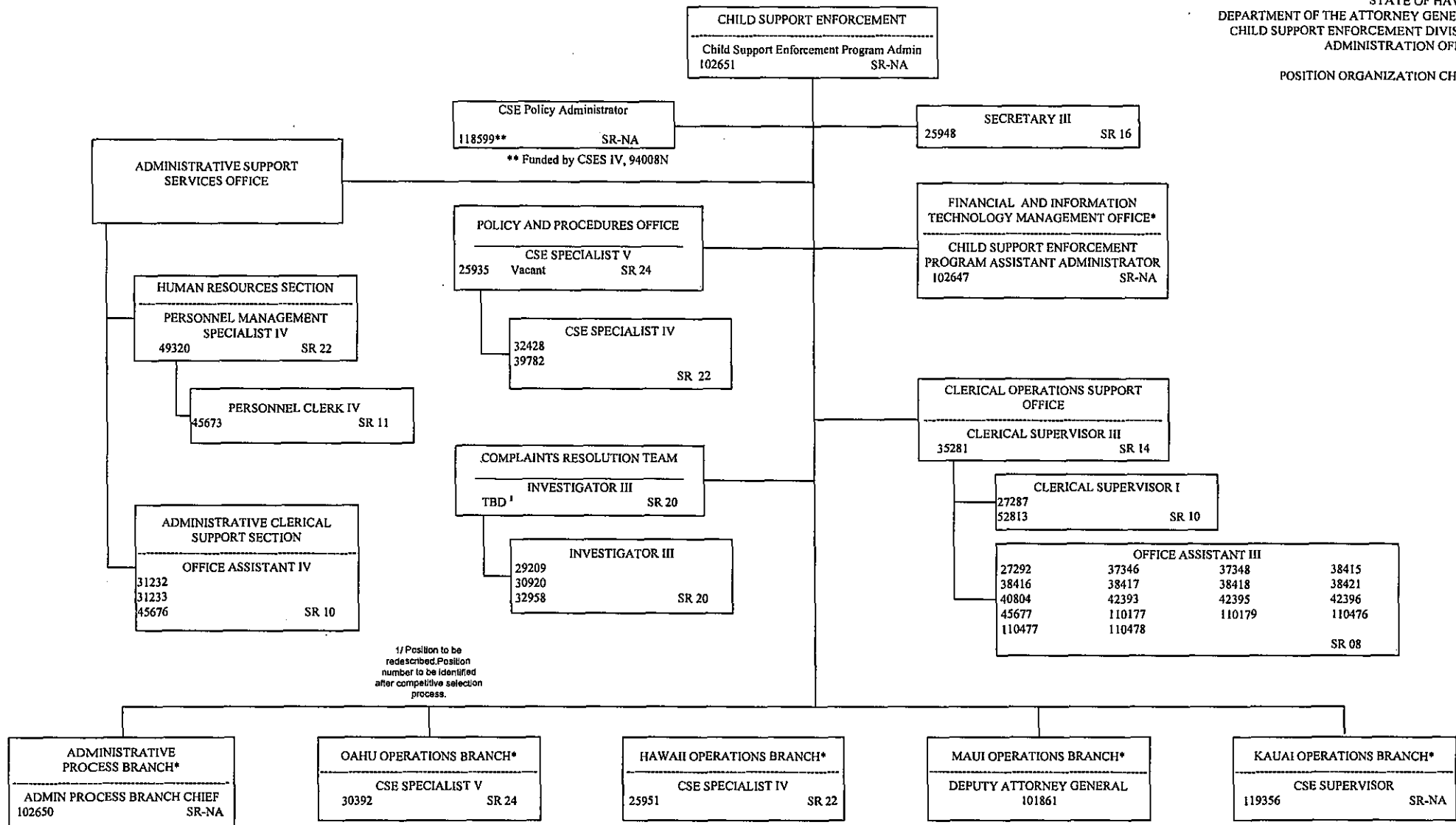
PERSONNEL TECHNICIAN VI  
 3294 SR 15

PERSONNEL CLERK V  
 46735  
 118762 SR 13

LIBRARY SERVICES STAFF  
 LIBRARIAN IV  
 30769 SR 22

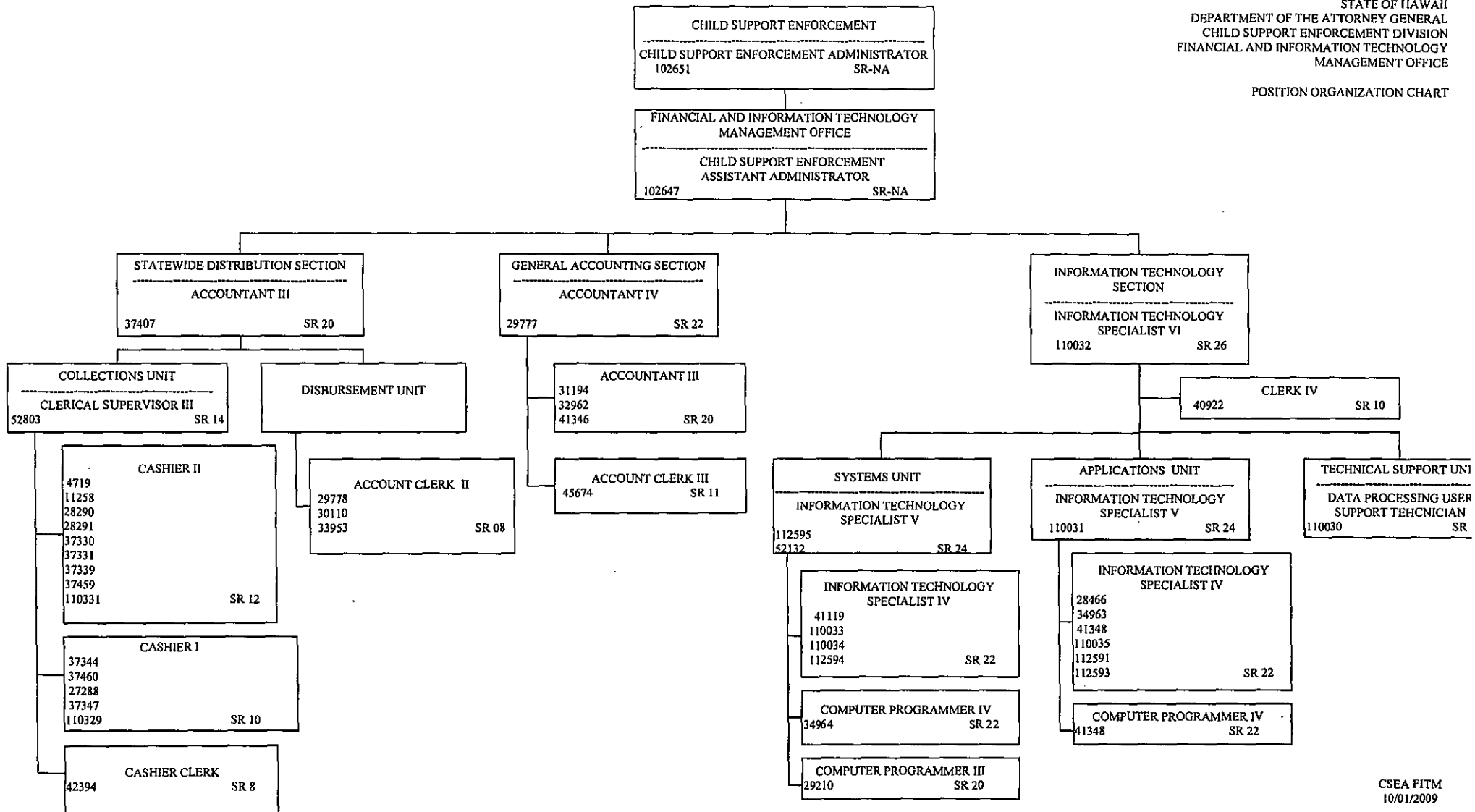






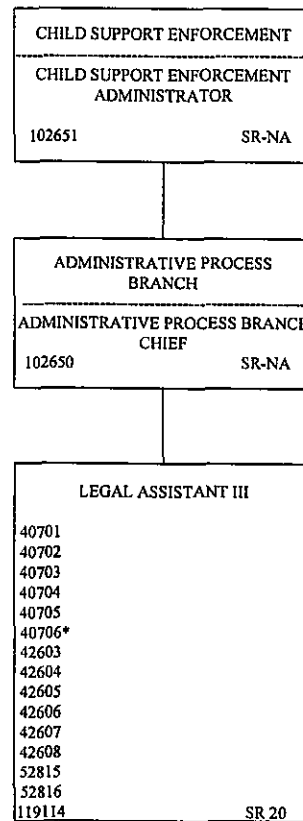
<sup>1</sup>/ Position to be redescrbed. Position number to be identified after competitive selection process.

\* Refer to following pages



STATE OF HAWAII  
DEPARTMENT OF THE ATTORNEY GENERAL  
CHILD SUPPORT ENFORCEMENT DIVISION  
ADMINISTRATIVE PROCESS BRANCH

POSITION ORGANIZATION CHART

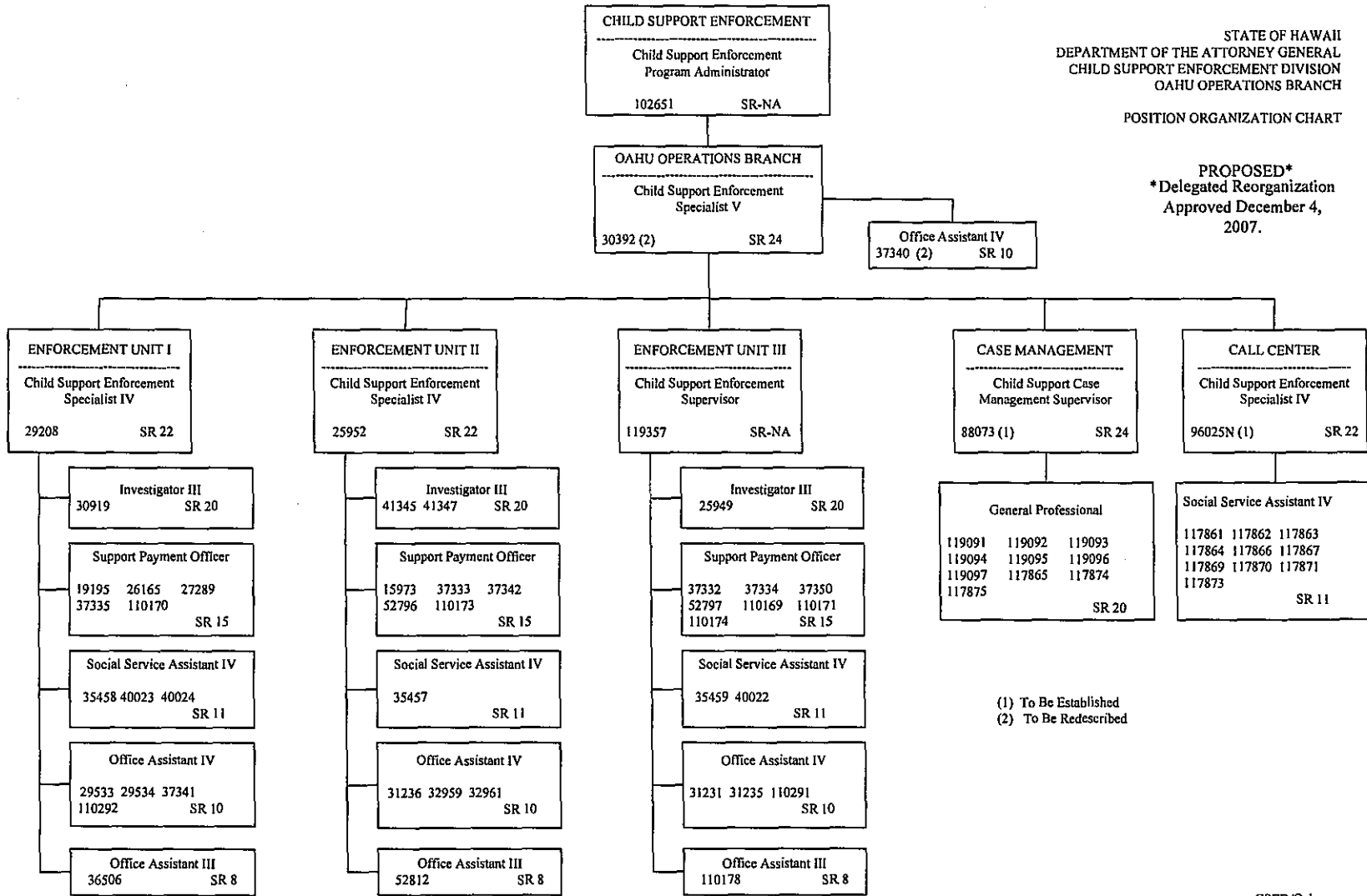


\* Position physically located  
on the Island of Hawaii

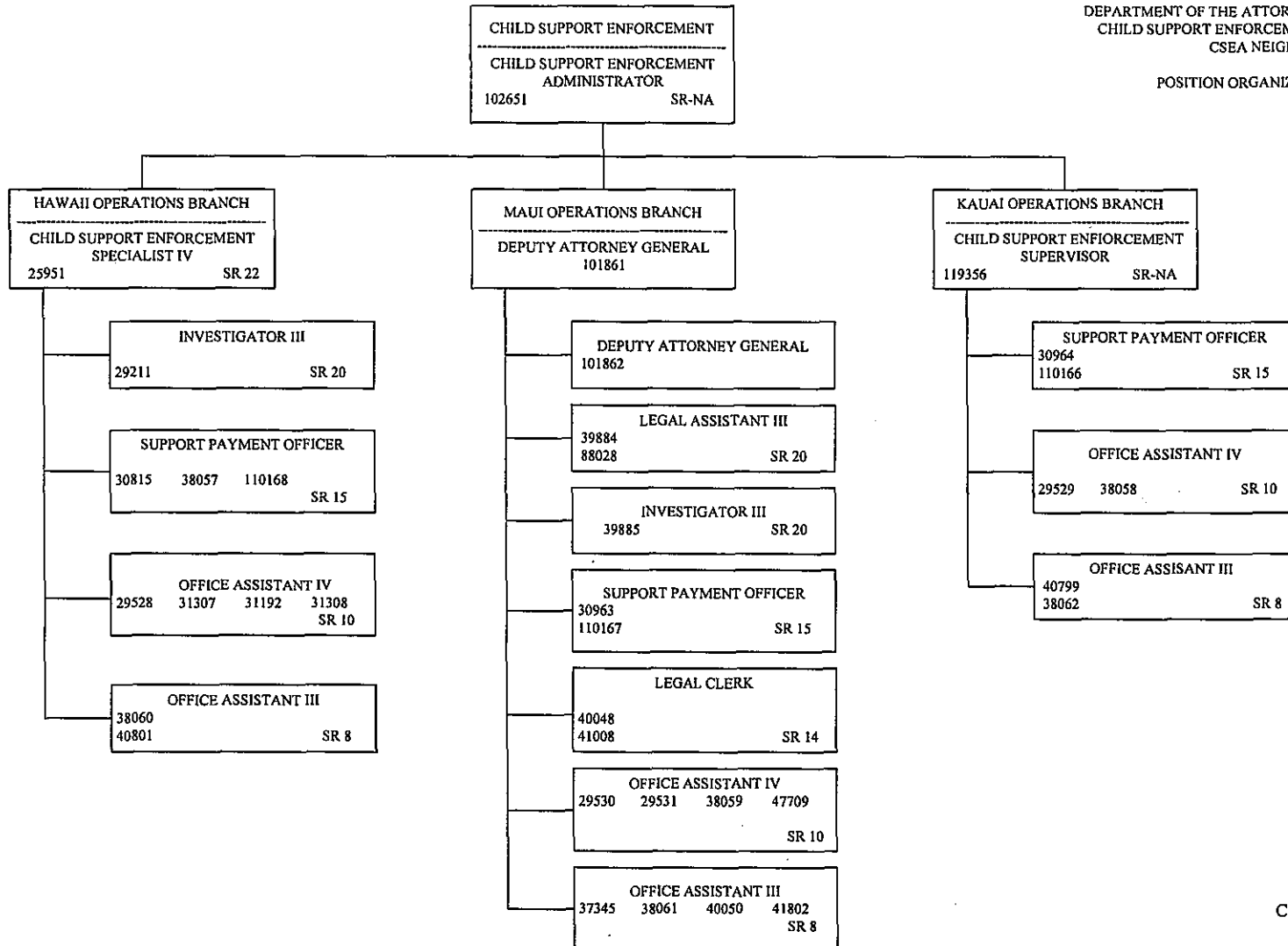


POSITION ORGANIZATION CHART

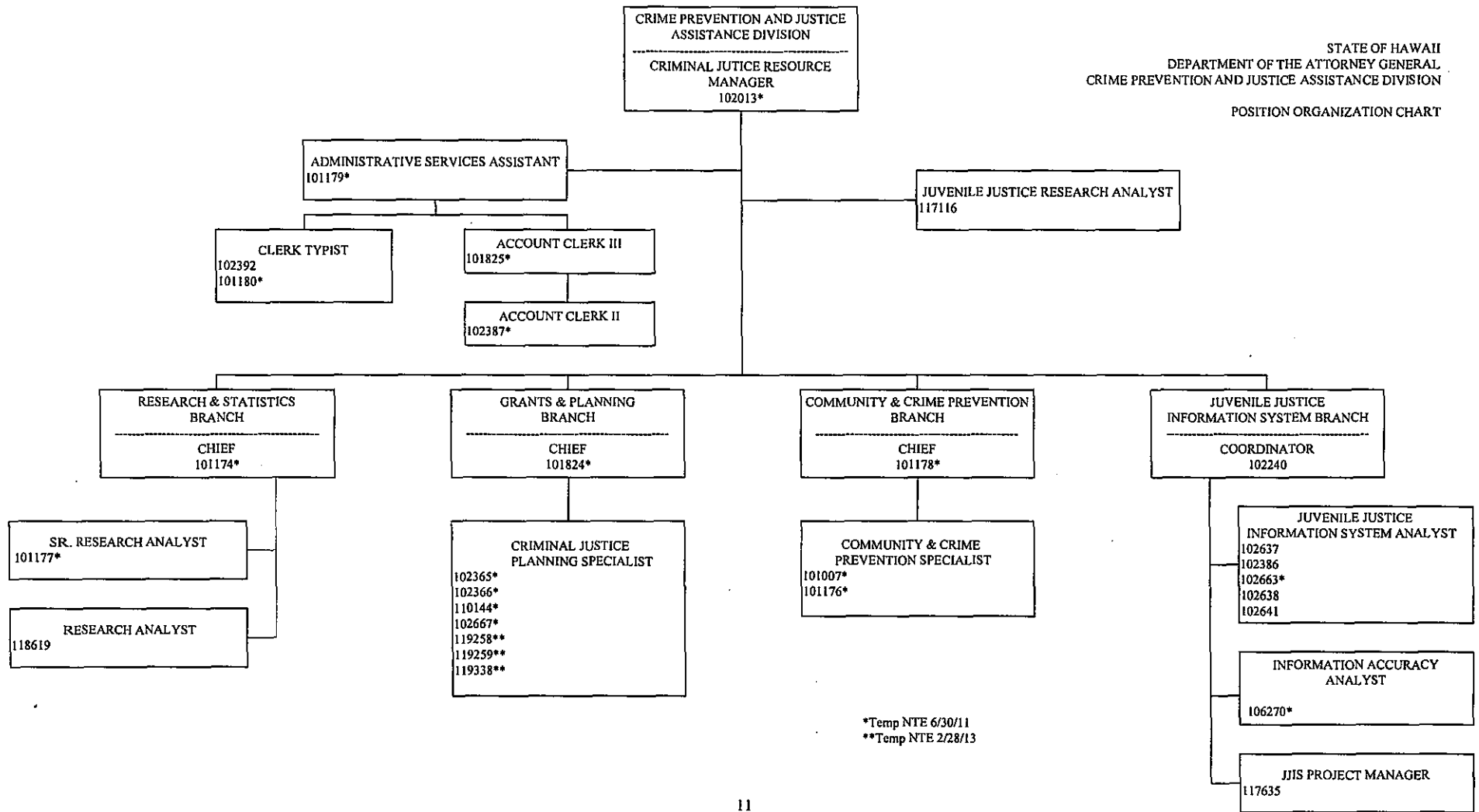
PROPOSED\*  
 \*Delegated Reorganization  
 Approved December 4,  
 2007.



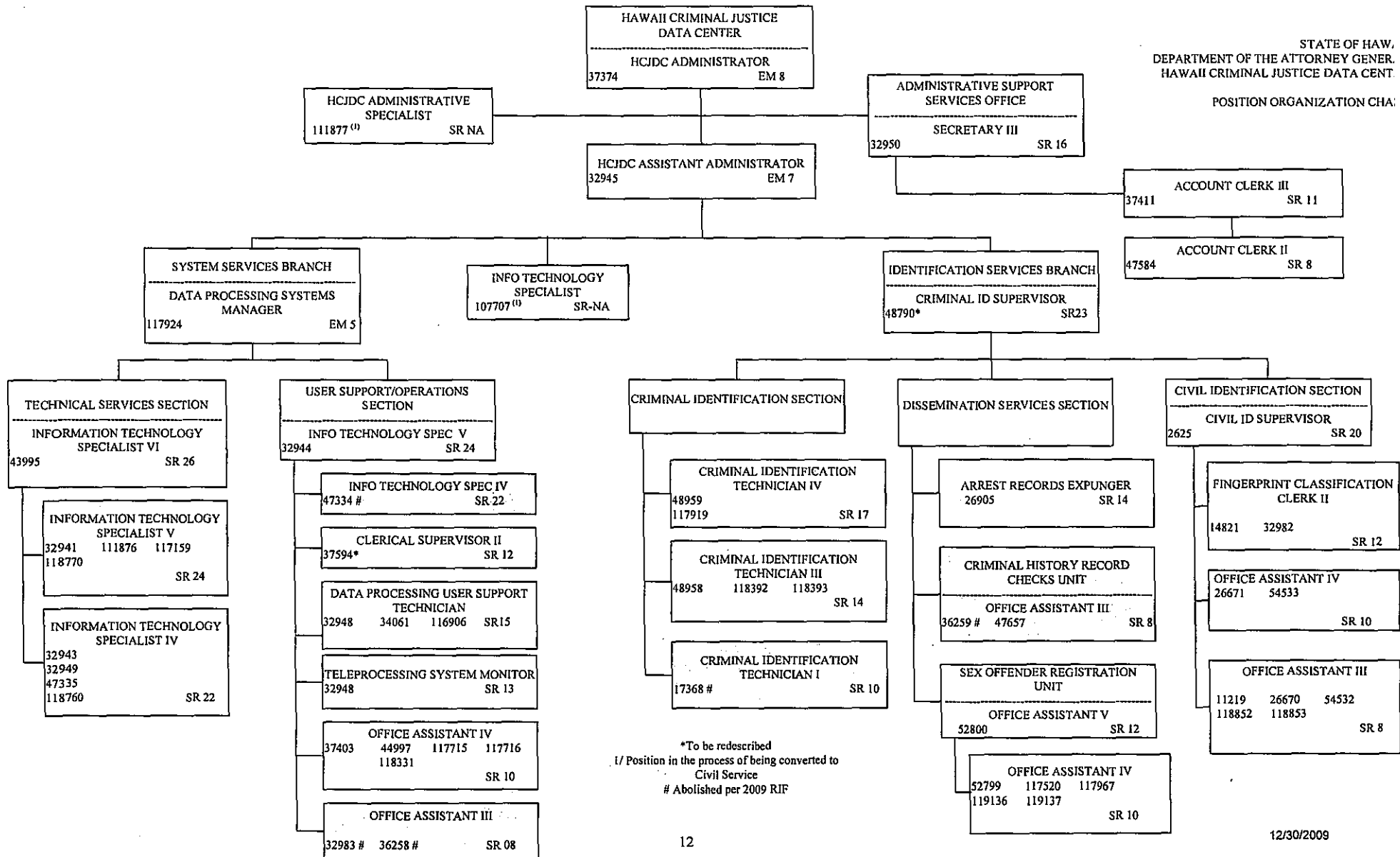
(1) To Be Established  
 (2) To Be Redescribed

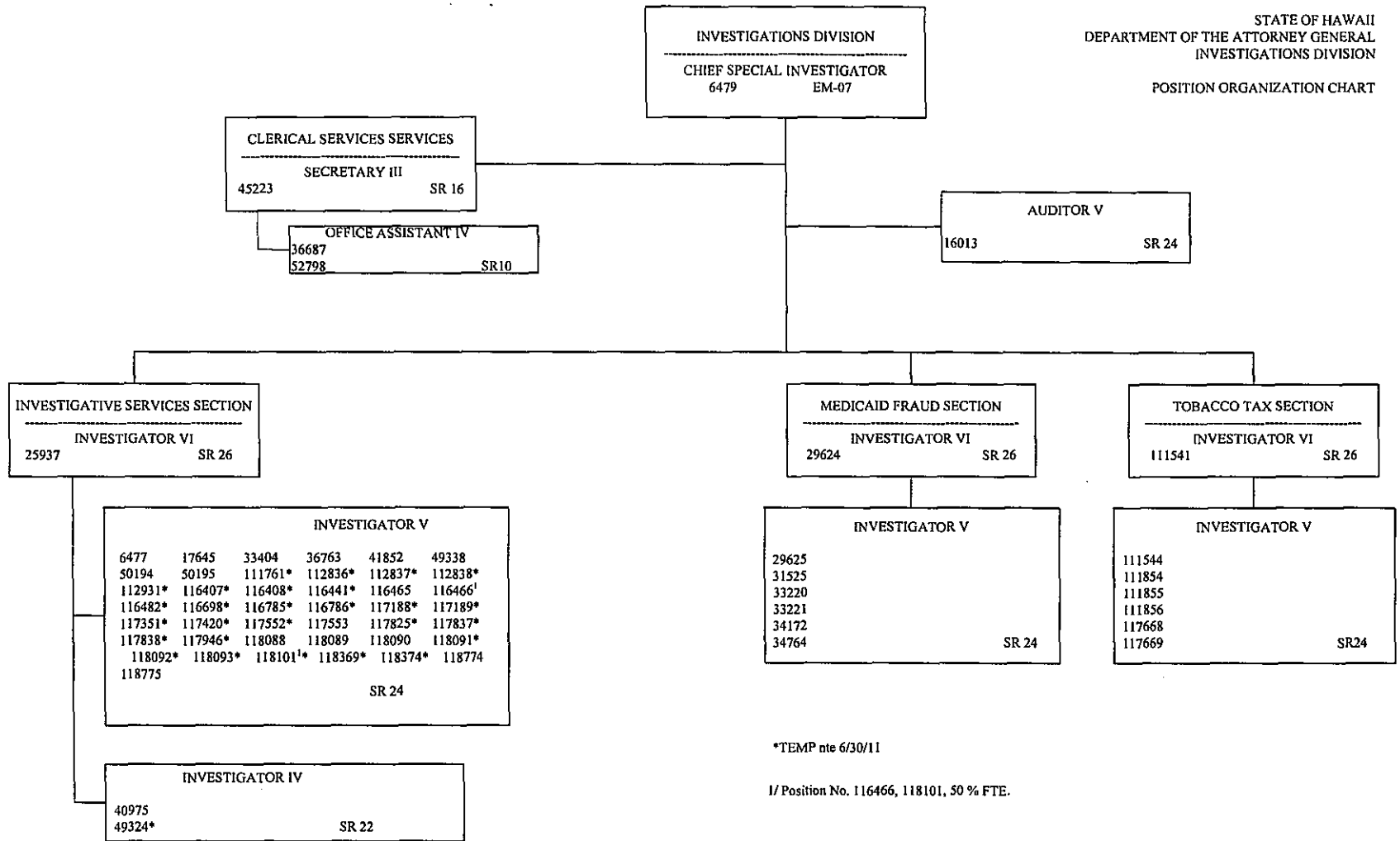


POSITION ORGANIZATION CHART



\*Temp NTE 6/30/11  
 \*\*Temp NTE 2/28/13

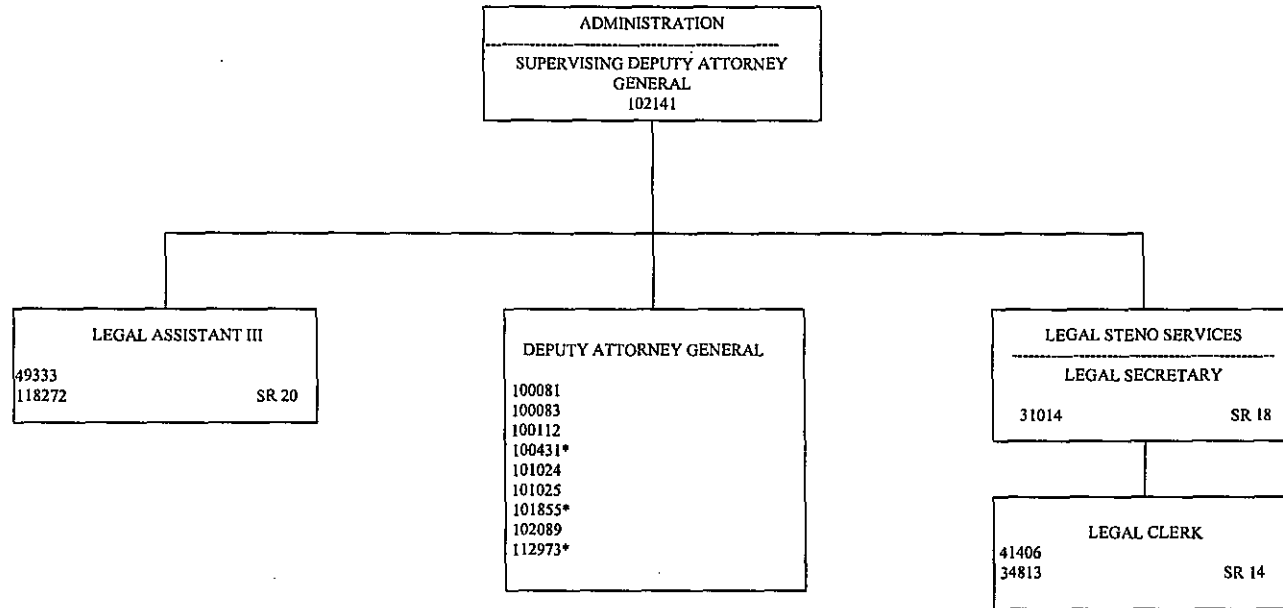




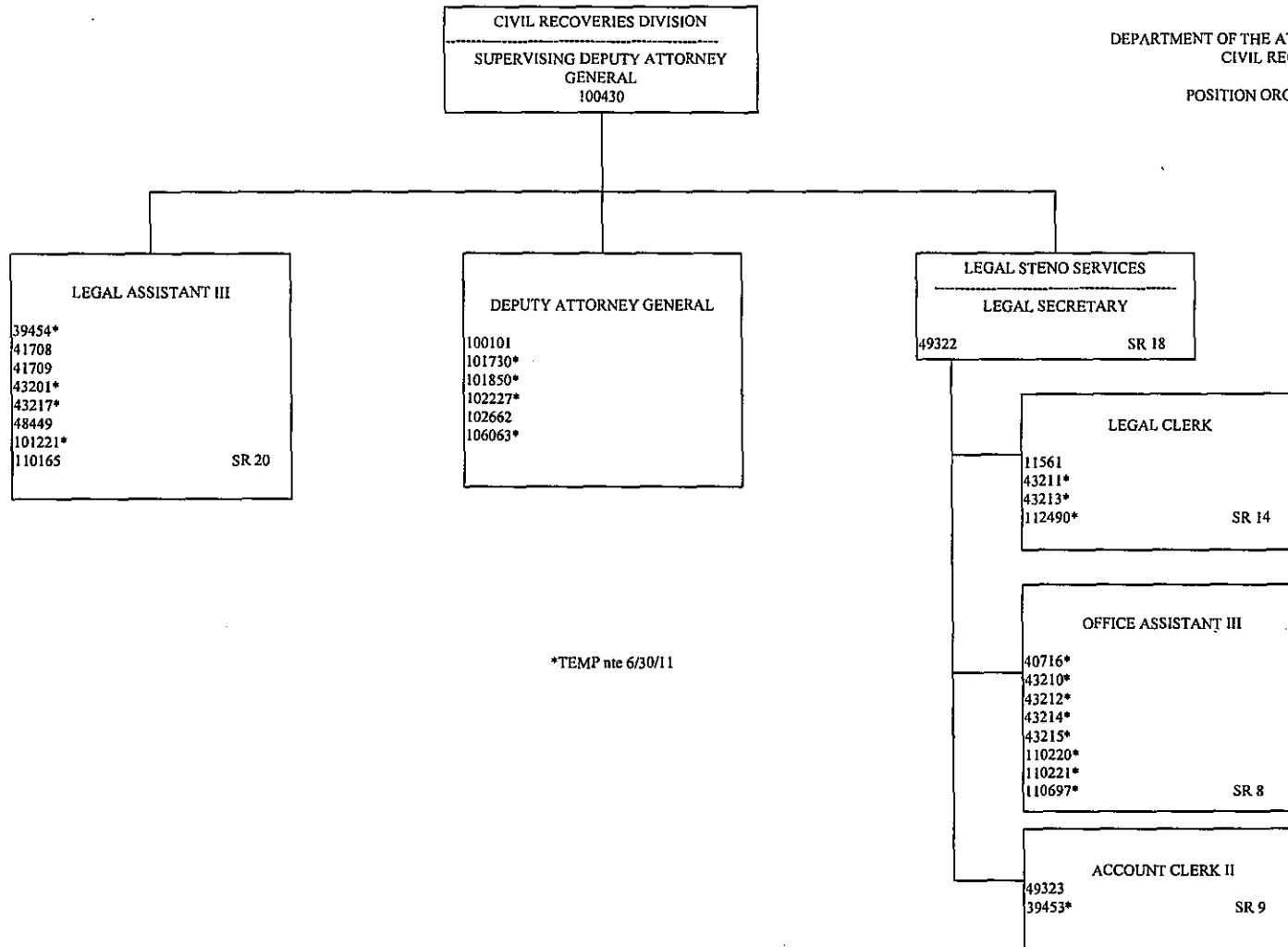
\*TEMP nte 6/30/11

<sup>1</sup>/ Position No. 116466, 118101, 50 % FTE.

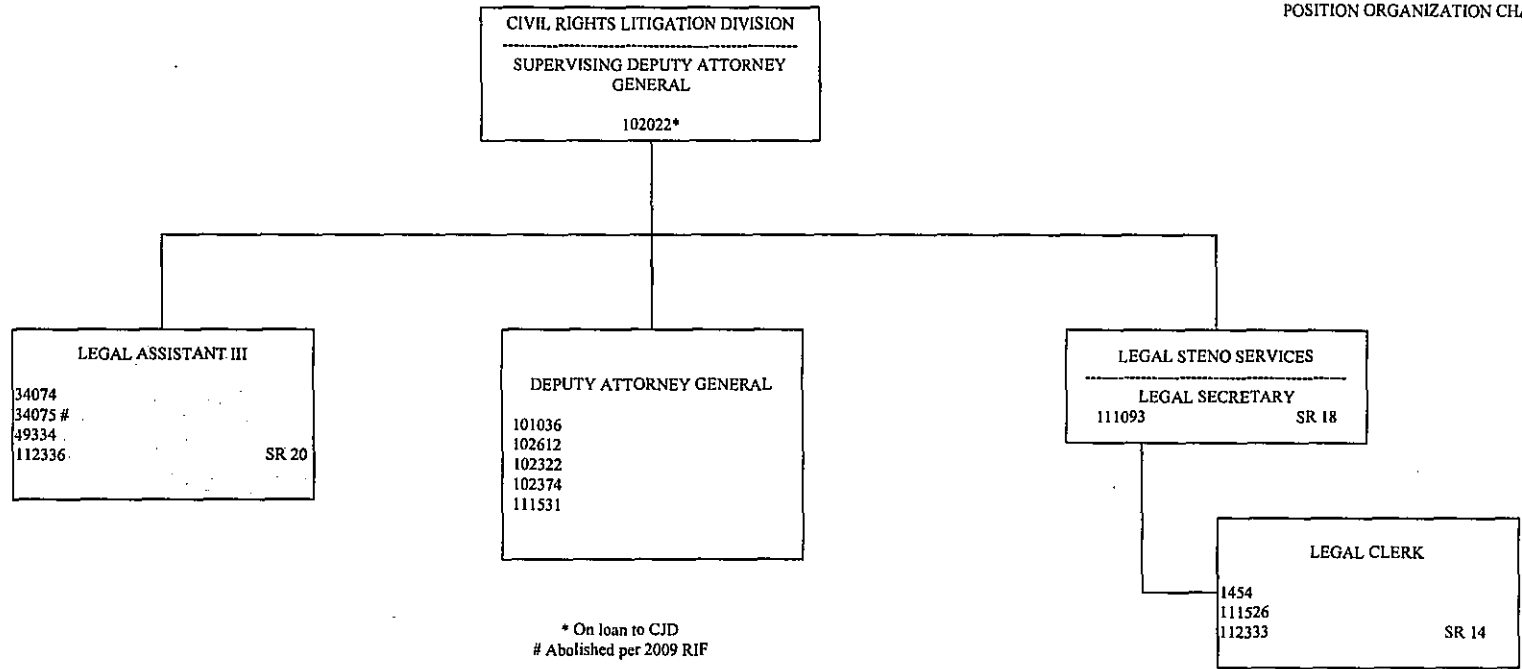
06/30/2009



\*Temp NTE 6/30/11

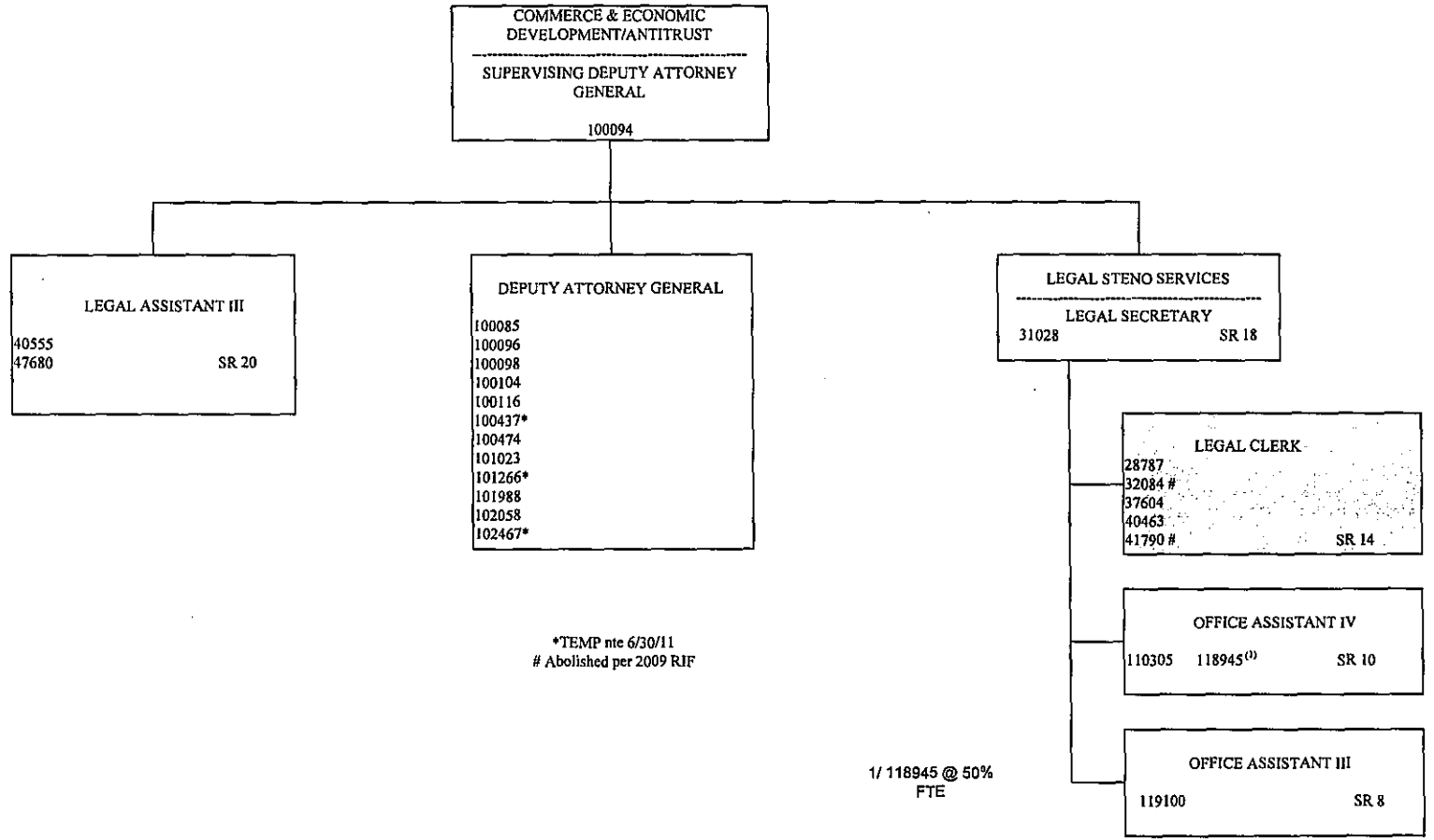


\*TEMP nte 6/30/11



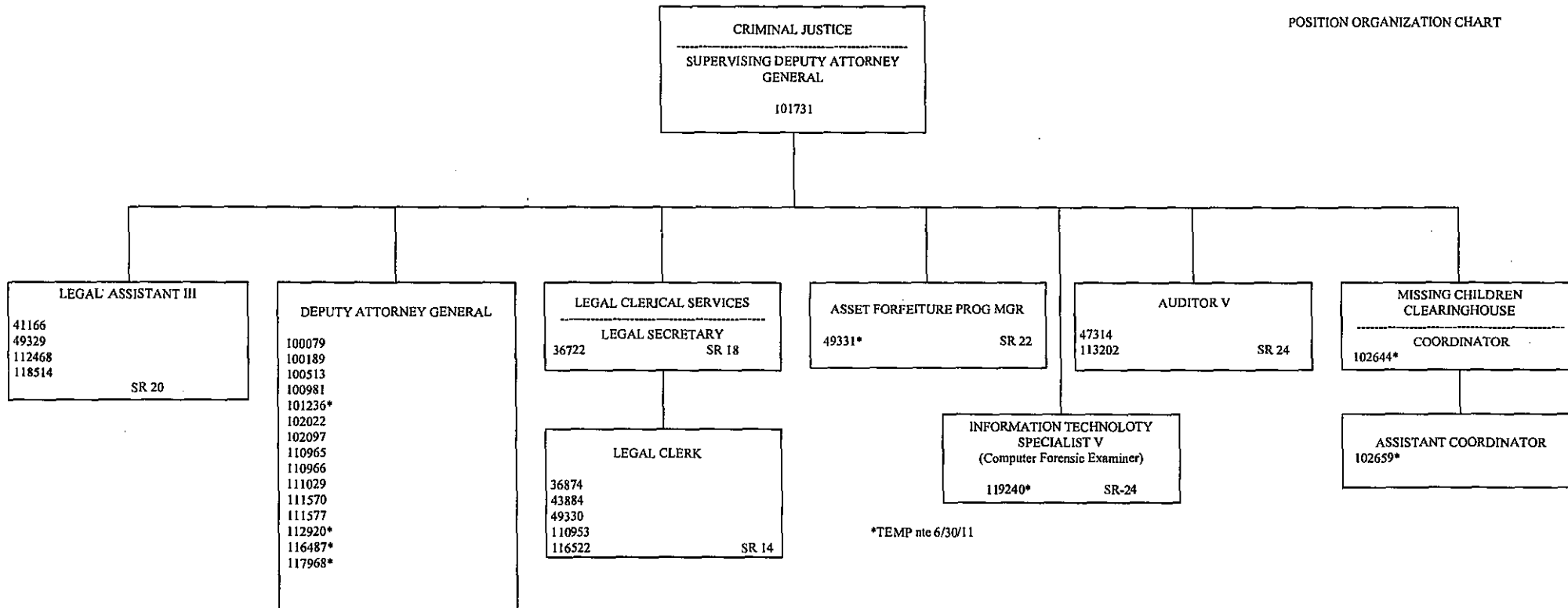


POSITION ORGANIZATION CHART



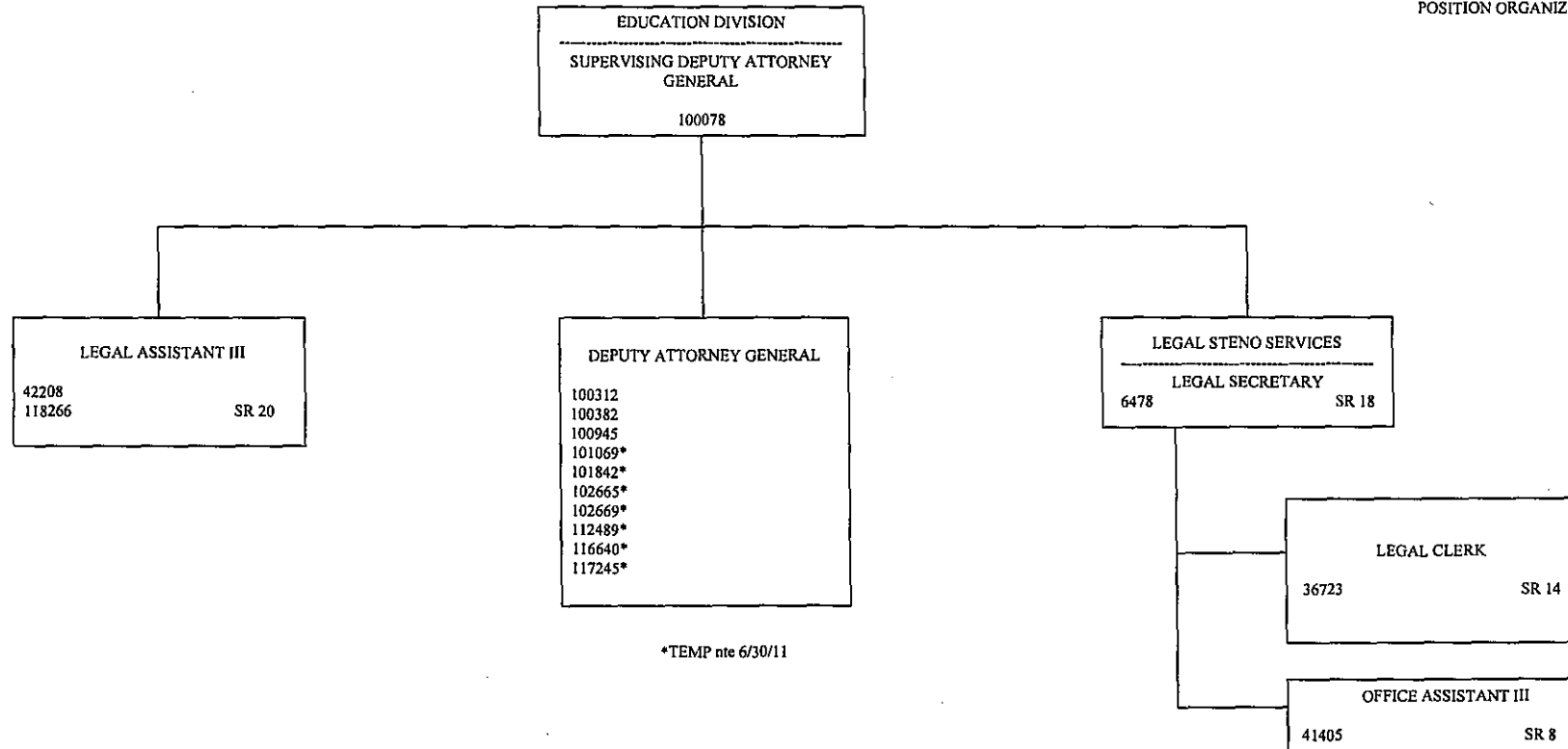
\*TEMP nte 6/30/11  
 # Abolished per 2009 RIF

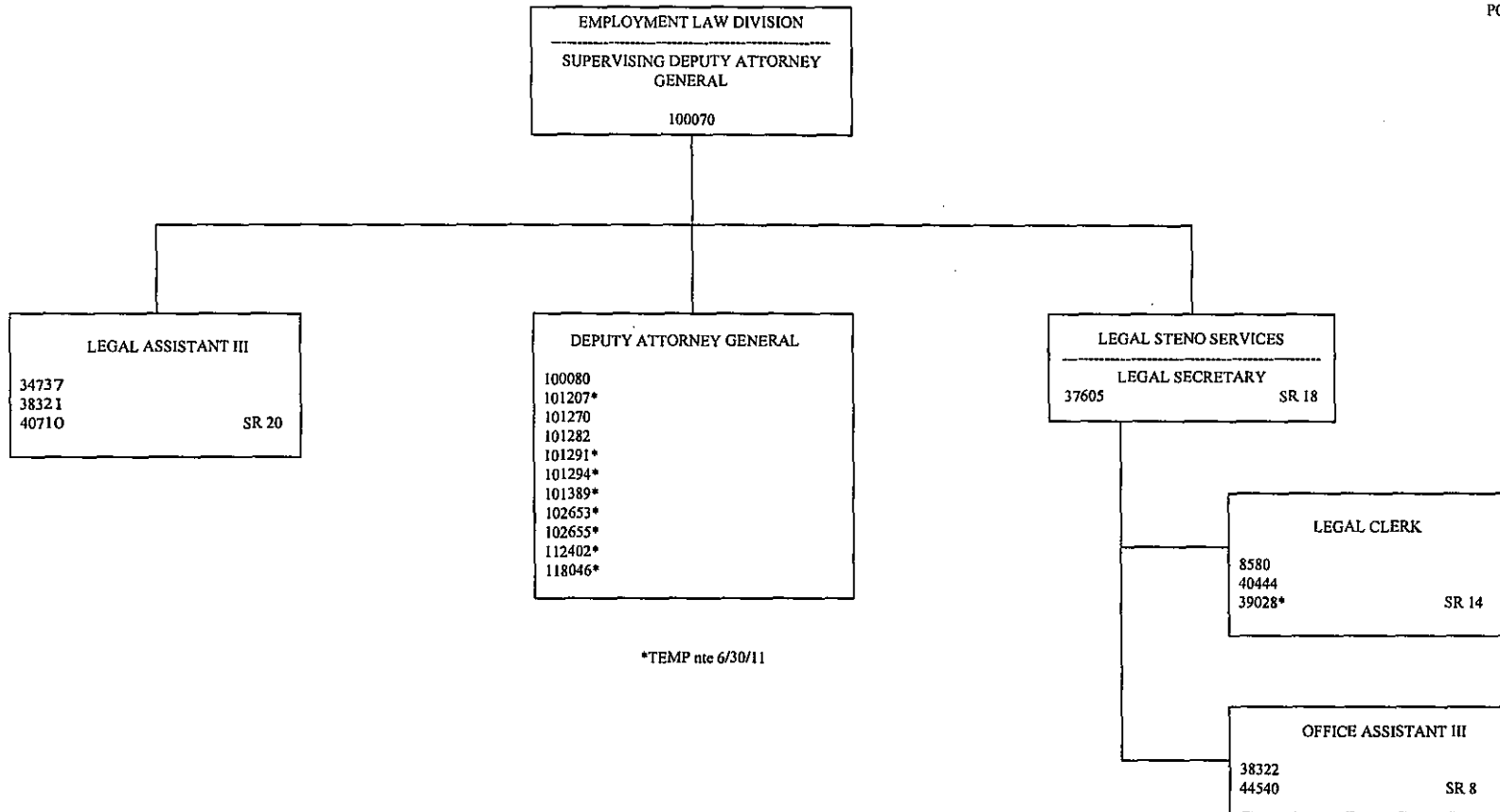
1/ 118945 @ 50%  
 FTE

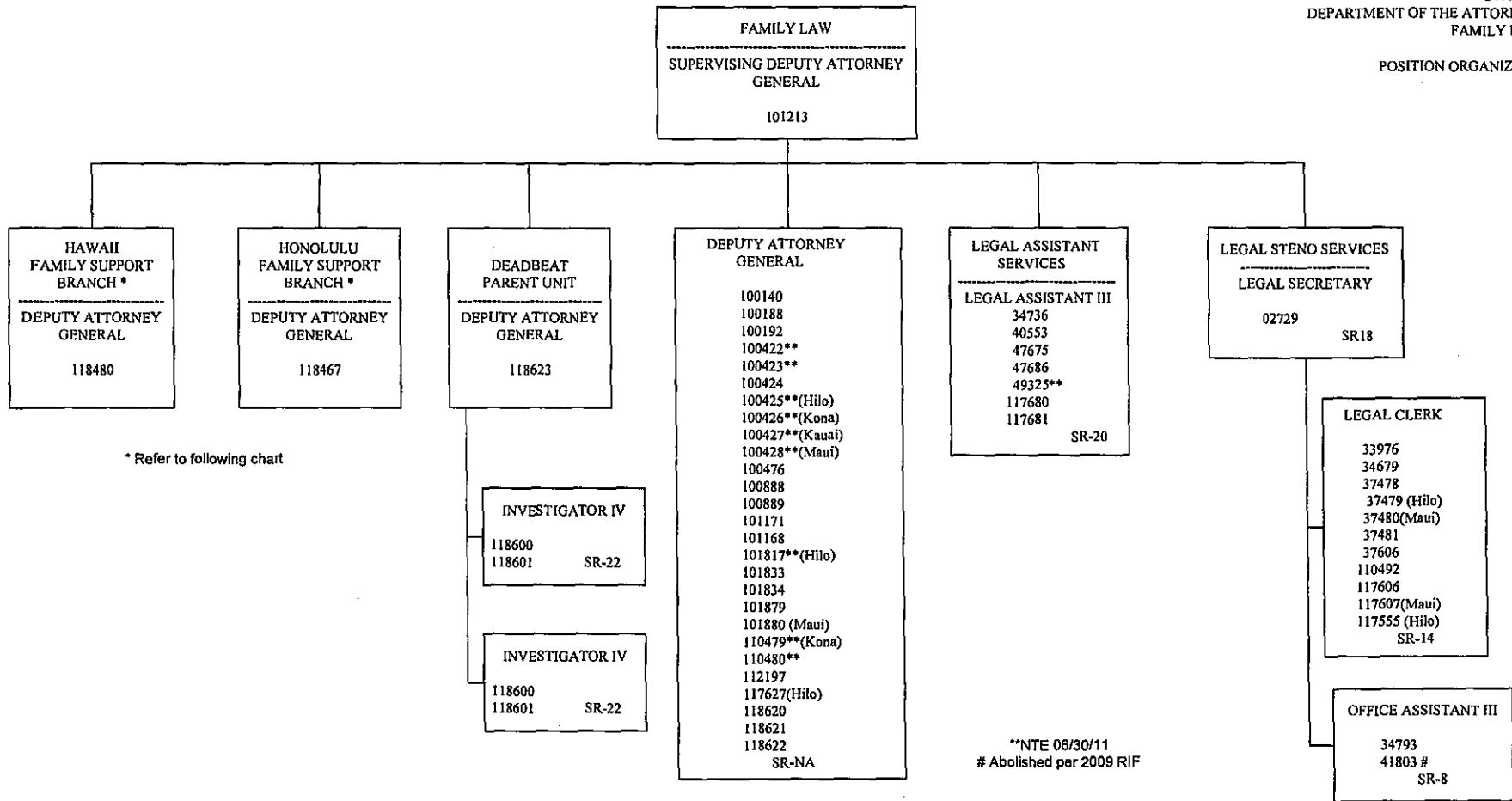


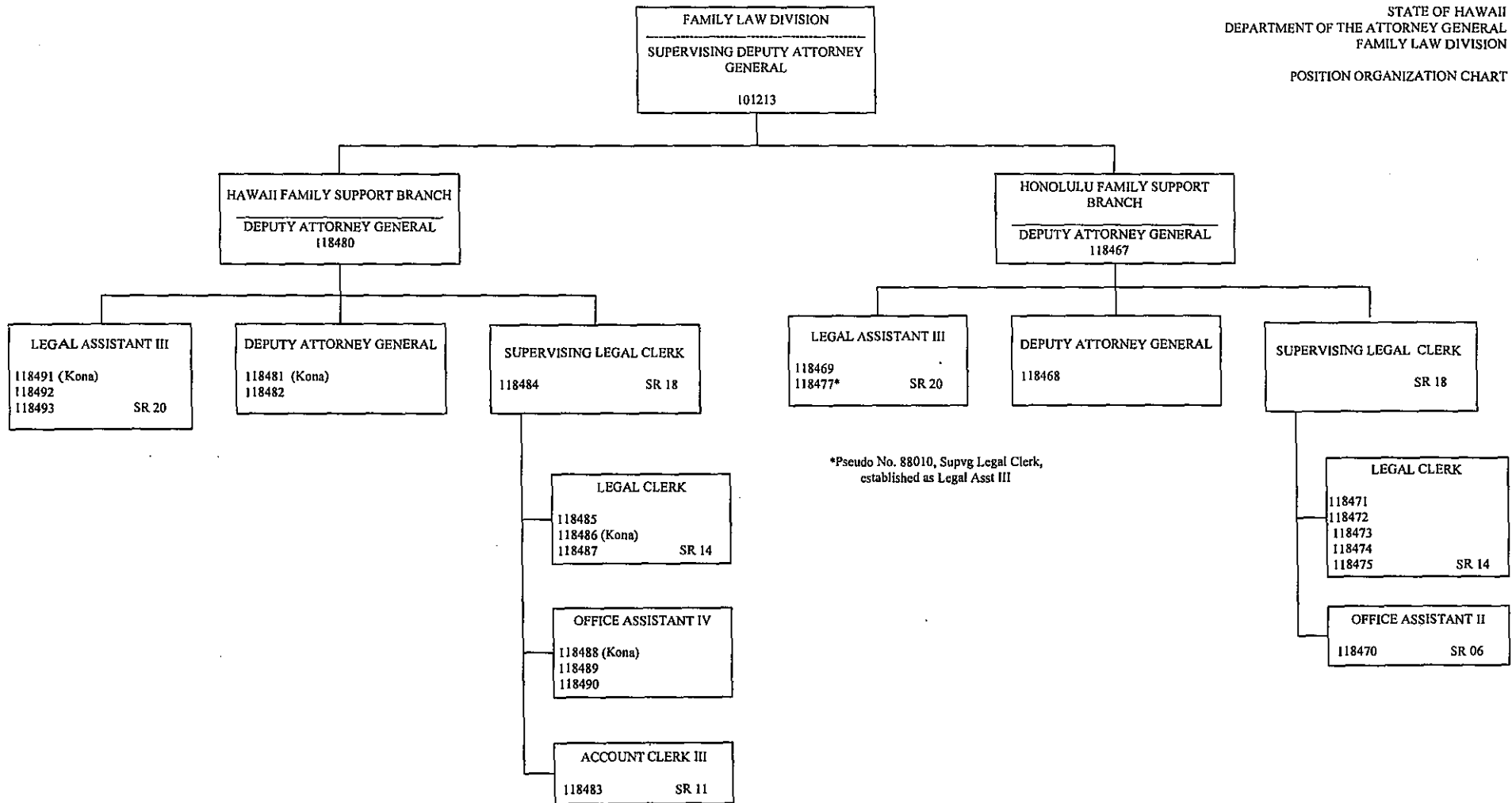
Position no. 102022 on loan to Criminal Justice Division from CRLD.

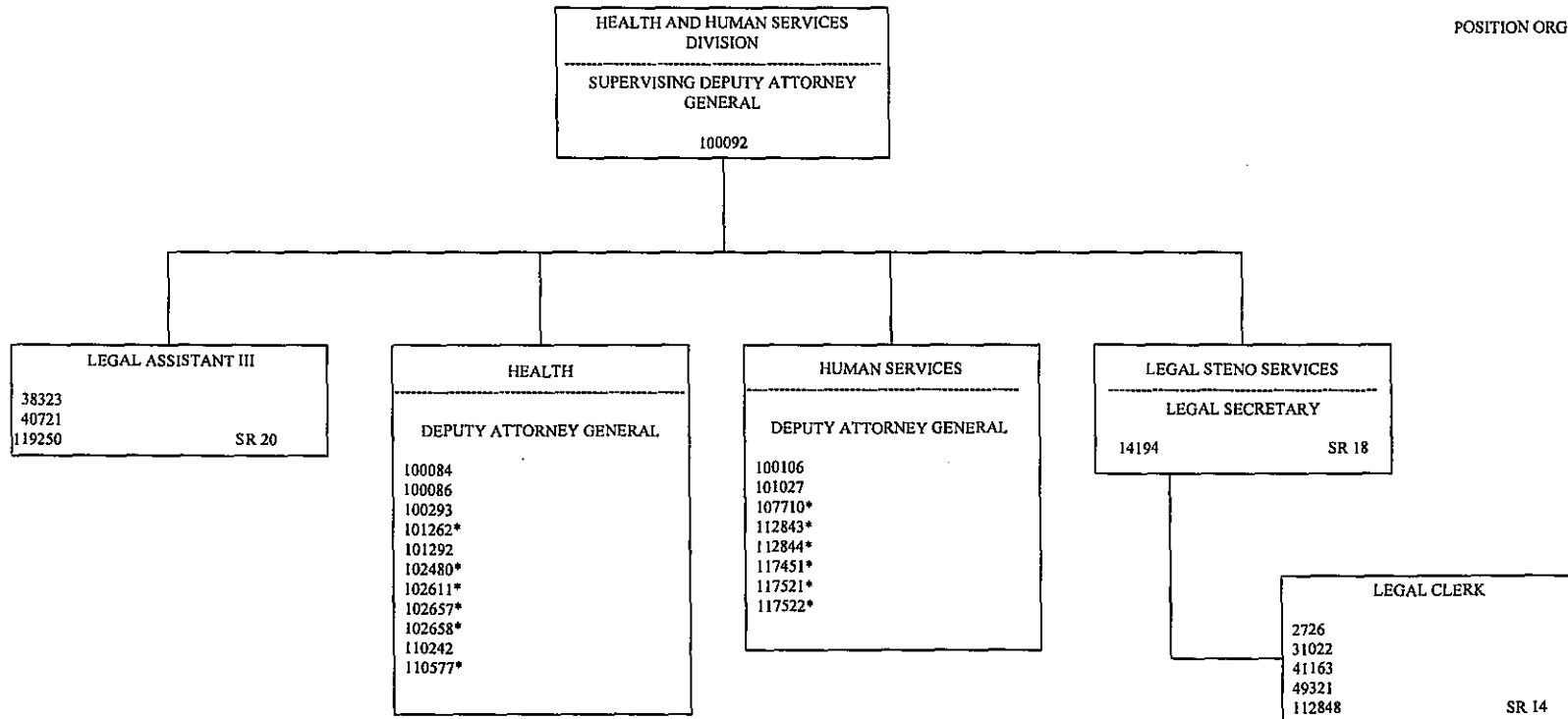
\*TEMP nte 6/30/11



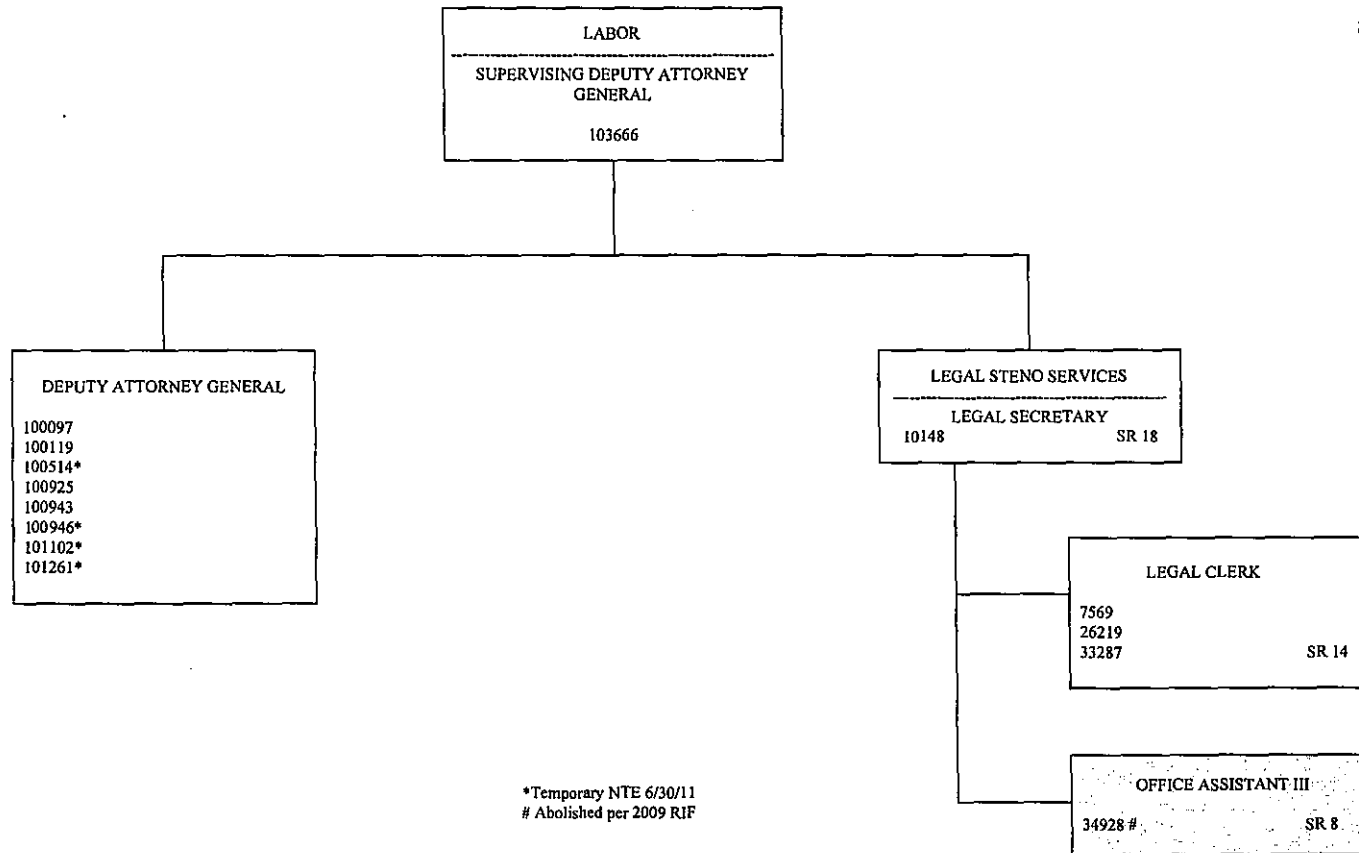




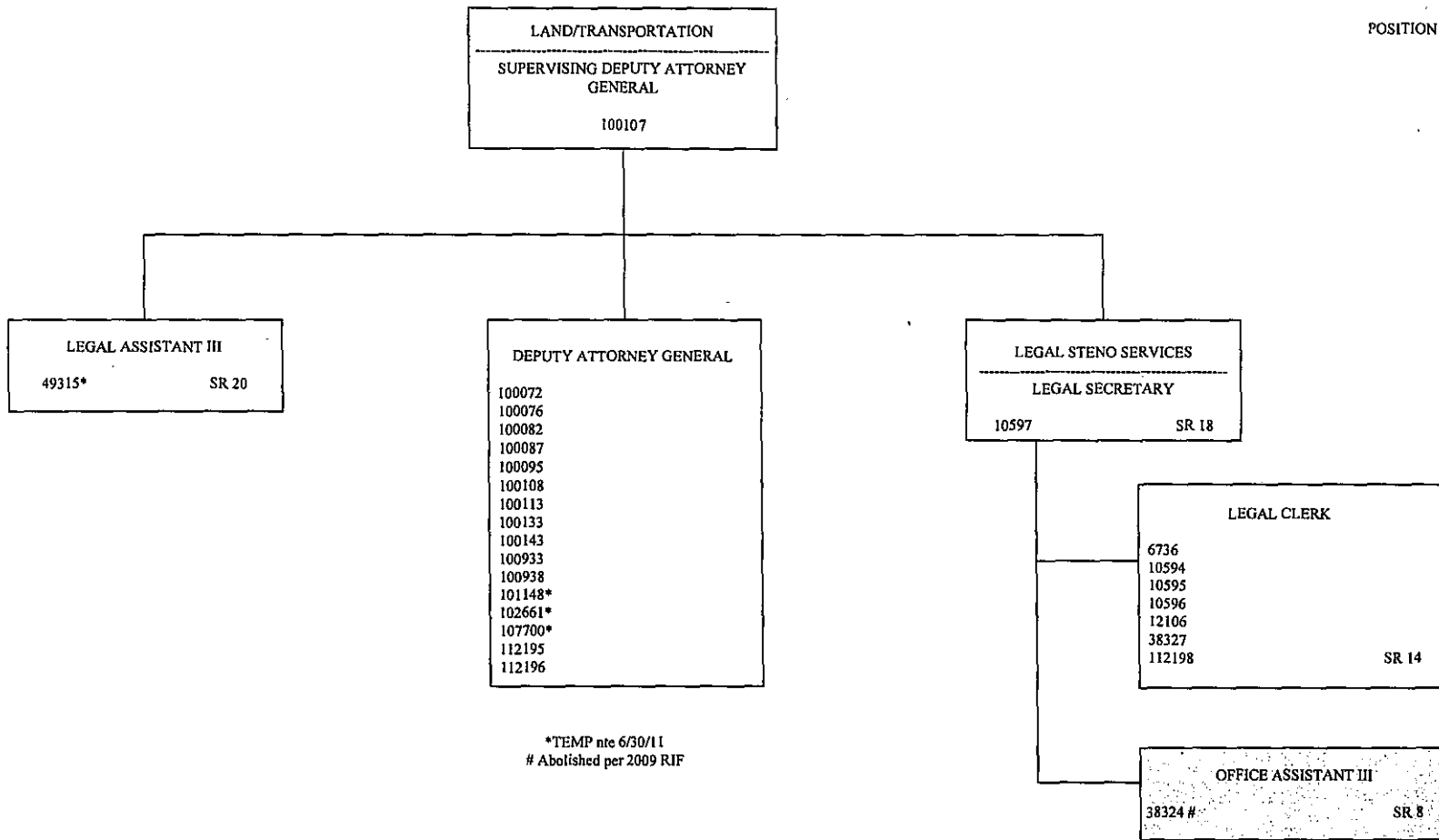




\*TEMP ntc 6/30/11



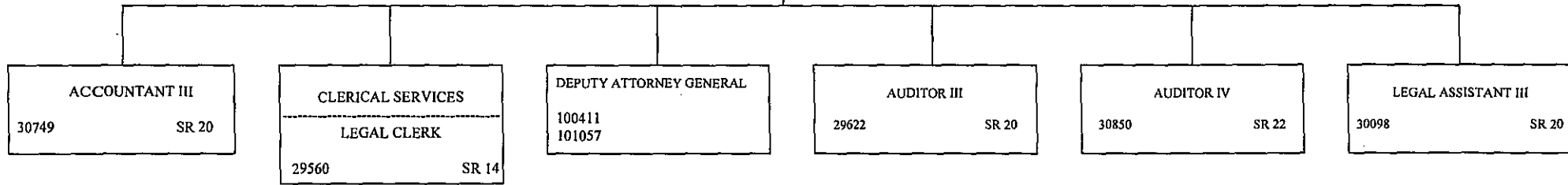


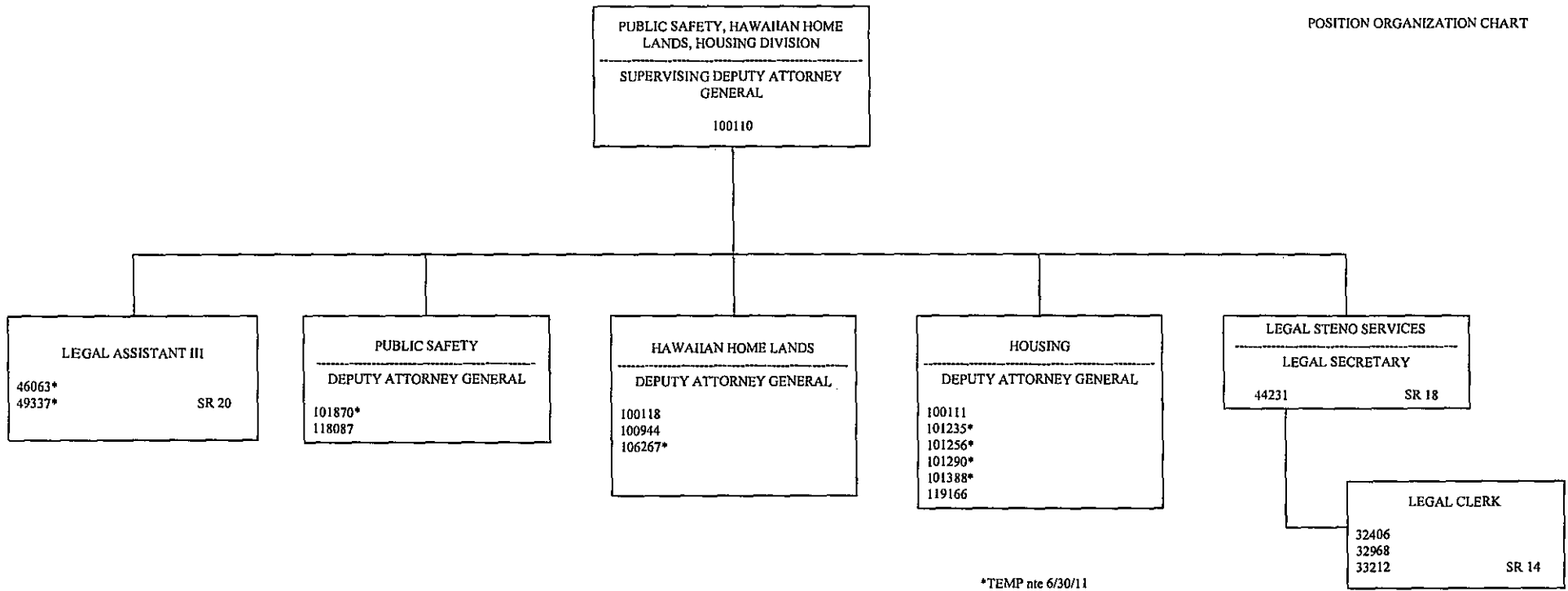


\*TEMP nte 6/30/11  
 # Abolished per 2009 RIF

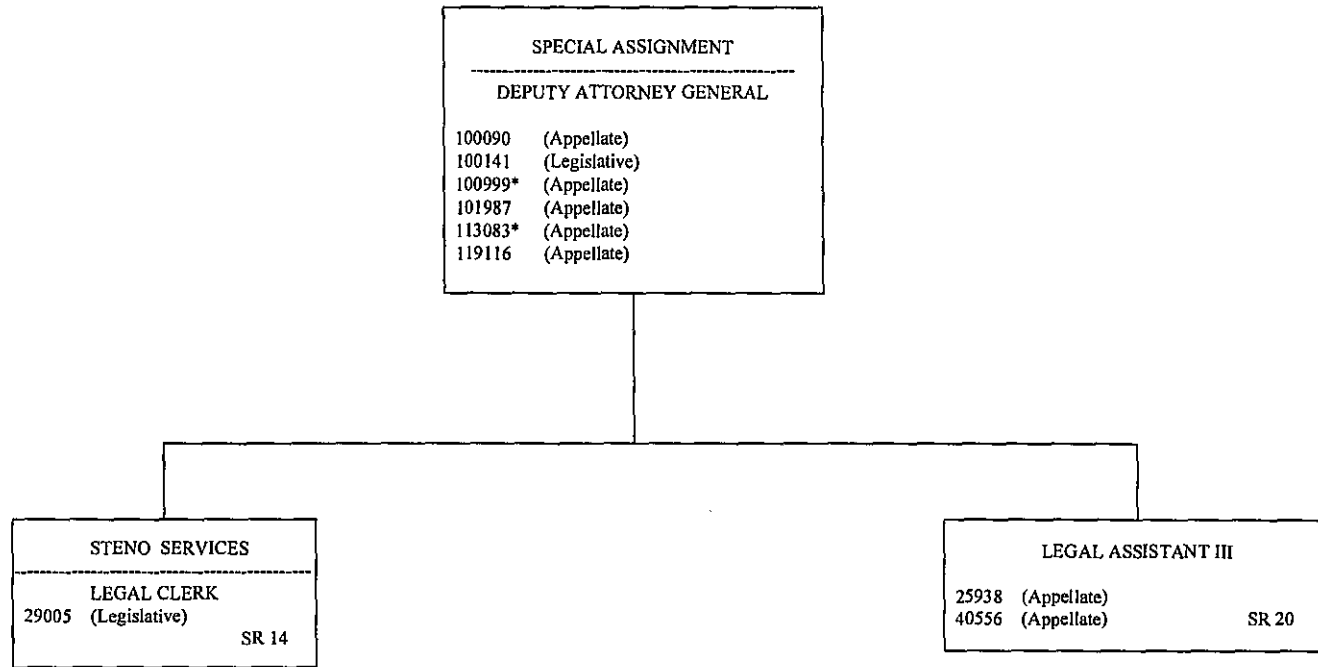
POSITION ORGANIZATION CHART

MEDICAID FRAUD DIVISION  
(Medicaid Fraud Control Unit)  
-----  
DEPUTY ATTORNEY GENERAL  
101056





POSITION ORGANIZATION CHART



\* TEMP nte 6/30/11

