

LINDA LINGLE  
GOVERNOR



STATE OF HAWAII  
**DEPARTMENT OF PUBLIC SAFETY**  
919 Ala Moana Boulevard, 4th Floor  
Honolulu, Hawaii 96814

CLAYTON A. FRANK  
DIRECTOR

DAVID F. FESTERLING  
Deputy Director  
Administration

TOMMY JOHNSON  
Deputy Director  
Corrections

JAMES L. PROPOTNICK  
Deputy Director  
Law Enforcement

No. \_\_\_\_\_

**COMMENTS ON HOUSE CONCURRENT RESOLUTION 189  
REQUESTING THE CORRECTIONS POPULATION MANAGEMENT  
COMMISSION TO RESUME ITS MEETINGS AND TO MEET AT LEAST  
QUARTERLY.**

by

Clayton A. Frank, Director  
Department of Public Safety

House Committee on Public Safety  
Representative Faye P. Hanohano, Chair  
Representative Henry J.C. Aquino, Vice Chair

Thursday, March 18, 2010; 9:00AM  
State Capitol, Conference Room 309

Representative Hanohano, Representative Aquino, and Members of the Committee:

The Department of Public Safety (PSD) thanks the legislature for their interest in having the Corrections Population Management Commission (CPMC) resume meetings and the meetings to be conducted quarterly.

It should be noted that the CPMC has been meeting quarterly from June 2008. The most recent meeting scheduled for March 11, 2010 was unfortunately canceled due to members' legislative duties that prevent a quorum from being reached. PSD will continue to support the efforts of the CPMC. However, without adequate paid staff positions solely dedicated to the CPMC, the commission will not be able to fully fulfill its mission as outlined in HRS §353C.

Thank you for the opportunity to provide testimony on this matter.

# COMMUNITY ALLIANCE ON PRISONS

76 North King Street, Honolulu, HI 96817

Phone/E-Mail: (808) 533-3454/kat.caphi@gmail.com



## COMMITTEE ON PUBLIC SAFETY

Rep. Faye Hanohano, Chair

Rep. Henry Aquino, Vice Chair

Thursday, March 18, 2010

9:00 a.m.

Room 309

**SUPPORT - HCR 189 - Corrections Population Management Commission**

[PBSTestimony@capitol.hawaii.gov](mailto:PBSTestimony@capitol.hawaii.gov)

Aloha Chair Hanohano, Vice Chair Aquino and Members of the Committee!

My name is Kat Brady and I am the Coordinator of Community Alliance on Prisons, a diverse community initiative working to improve conditions of confinement for Hawai'i's incarcerated individuals, enhance the quality of justice, and promote public safety by supporting smart justice policies. We come today to speak for the 6,000+ individuals whose voices have been silenced by incarceration, always mindful that almost 2,000 of those individuals are serving their sentences abroad, thousands of miles from their homes and loved ones.

HCR 189 requests the Corrections Population Management Commission to resume its meetings and to meet at least quarterly.

Community Alliance on Prisons supports this measure.

The Corrections Population Management Commission (CPMC) is a legislatively appointed body that was established through Act 343, Session Laws of Hawaii 1993. It expanded from eight to eleven members representing all three branches of state government, the county prosecuting attorney, and two community representatives. The objective for the CPMC is "establish maximum inmate population limits for each correctional facility and to formulate policies and procedures to prevent the inmate population from exceeding the capacity of each correctional facility" (Section 353F-4, Hawaii Revised Statutes). The CPMC is administratively attached to the Department of Public Safety.

The CPMC was formed when the Department of Justice imposed a Consent Decree on Hawai'i for severe prison overcrowding. The Commission, therefore, should be given population numbers (see attached) at each meeting so the members can track the changes taking place with Hawai'i's incarcerated population. This has NOT happened since the Lingle administration has been in office.

The travesty of this failure of leadership is that the CPMC could have been part of the discussion on the proposed closure of Kulani.

Had the population numbers been distributed, the CPMC could have questioned why PSD was decreasing the population of Kulani (the facility with the largest and most successful sex offender treatment program in the nation) while the administration was introducing plenty of bills regarding sex assault, which would inevitably increase the incarceration of sex offenders.

The CPMC was established to control the incarcerated population and determine how to best handle increases. The fact that 54% of Hawai'i's prison population is abroad should be a matter of discussion for the CPMC.

The CPMC provides a level of oversight of the Department of Public Safety, which is sorely needed.

Committee members, even though the Lingle administration is on their way out, please make them do their jobs and hold them accountable, as they demand from those in their custody.

Mahalo for this opportunity to testify.

Attachment: Weekly Population Report dated August 10, 2009

*(This is information that should be distributed to the CPMC at meetings and available to all Commissioners by request).*

**DEPARTMENT OF PUBLIC SAFETY  
WEEKLY POPULATION REPORT**

Date: August 10, 2009

FAC	DESIGN BED CAP	OPER. BED CAP	HEAD COUNT ENDING																		
			TOT	M	F	SENT. FEL		SENT. FEL. PROB.		SENT. MISD.		PRETRIAL FEL		PRETRIAL MISD.		OTHER JURIS.		PAR. VIOL.		PRB. VIOL.	
						M	F	M	F	M	F	M	F	M	F	M	F	M	F	M	F
HCCC	206	226	302	260	42	45	3	69	22	41	7	61	5	18	2	3		11		12	3
SNF	90	132	109	109	0	109															
HMSF	496	992	853	853	0	529			1		14							309			
KCCC	110	128	130	106	24	26	5	11	2	15	4	28	8	17	2	2		5	2	2	1
KCF	160	160	121	121	0	121															
MCCC	209	301	323	276	47	49	9	16	4	11		122	18	20	3	5		15	1	38	12
OCCC	628	954	1064	944	120	245	4	157	32	35	15	392	47	92	11	5	2	1		17	9
WCCC	258	260	215	0	215		201		7				4							3	
WCF	294	334	277	277	0	228												49			
<b>TOTAL</b>	<b>2451</b>	<b>2487</b>	<b>3394</b>	<b>2946</b>	<b>448</b>	<b>1352</b>	<b>222</b>	<b>253</b>	<b>67</b>	<b>103</b>	<b>26</b>	<b>617</b>	<b>82</b>	<b>147</b>	<b>18</b>	<b>15</b>	<b>2</b>	<b>390</b>	<b>6</b>	<b>69</b>	<b>25</b>

CONTRACTED FACILITIES																				
FAC	TOT	M	F	SF		SFP		SM		PIF		PTM		OJ		PARV		PRBV		
				M	F	M	F	M	F	M	F	M	F	M	F	M	F	M	F	
RED ROCK CC, AZ	68	68	0	59													9			
SAGUARO CC, AZ	1840	1840	0	1549													291			
OTTER CREEK CF, KY	168	0	168		152													16		
FEDERAL DET. CTR.	286	241	45	19		54	25	45	1	14	2		1	1			21	1	87	15
<b>TOTAL</b>	<b>2362</b>	<b>2149</b>	<b>213</b>	<b>1627</b>	<b>152</b>	<b>54</b>	<b>25</b>	<b>45</b>	<b>1</b>	<b>14</b>	<b>2</b>	<b>0</b>	<b>1</b>	<b>1</b>	<b>0</b>	<b>0</b>	<b>321</b>	<b>17</b>	<b>87</b>	<b>15</b>

FAC	DESIGN BED CAP	OPER. BED CAP	ASSIGNED COUNT ENDING																		
			TOT	M	F	SENT. FEL		SENT. FEL. PROB.		SENT. MISD.		PRETRIAL FEL		PRETRIAL MISD.		OTHER JURIS.		PAR. VIOL.		PRB. VIOL.	
						M	F	M	F	M	F	M	F	M	F	M	F	M	F	M	F
HCCC	206	226	458	372	86	57	13	153	55	57	8	61	5	18	2	3		11		12	3
SNF	90	132	109	109	0	109															
HMSF	496	992	858	858	0	533			1		14							310			
KCCC	110	128	140	114	26	33	7	11	2	16	4	28	8	17	2	2		5	2	2	1
KCF	160	160	121	121	0	121															
MCCC	209	301	351	298	53	60	9	20	8	16	2	123	18	20	3	5		16	1	38	12
OCCC	628	954	1393	1226	167	274	4	232	59	86	16	406	49	92	12	7	2	22	1	107	24
WCCC	258	260	254	0	254		238		8				4							3	1
WCF	294	334	277	277	0	228												49			
MAINLAND			2076	1908	168	1608	152	0	0	0	0	0	0	0	0	0	0	300	16	0	0
<b>TOTAL</b>	<b>2451</b>	<b>3487</b>	<b>6037</b>	<b>5283</b>	<b>754</b>	<b>3023</b>	<b>423</b>	<b>416</b>	<b>132</b>	<b>176</b>	<b>30</b>	<b>632</b>	<b>84</b>	<b>147</b>	<b>19</b>	<b>17</b>	<b>2</b>	<b>713</b>	<b>23</b>	<b>159</b>	<b>41</b>

1. Included in OCCC assigned counts.

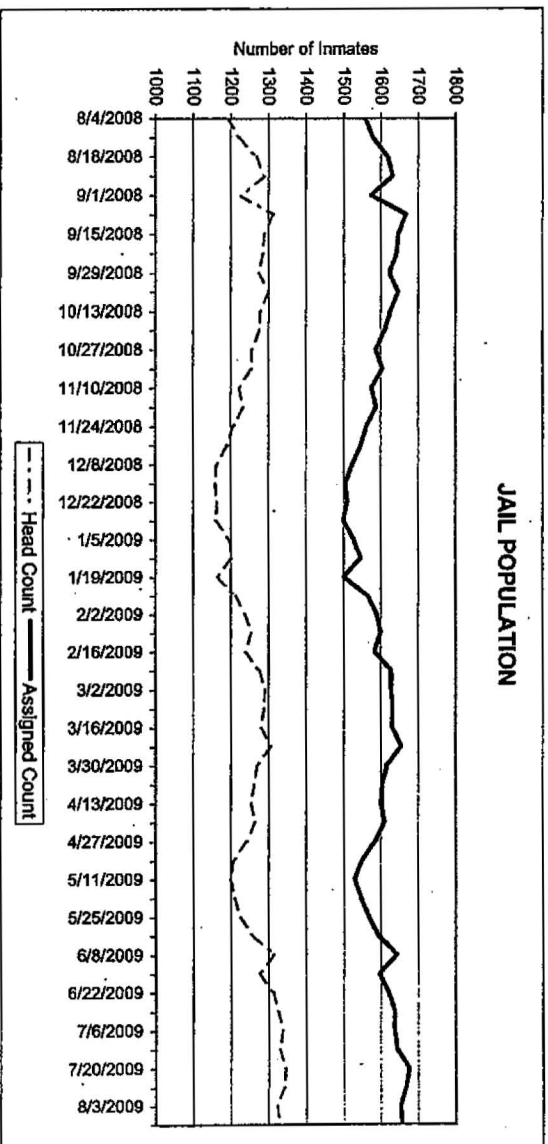
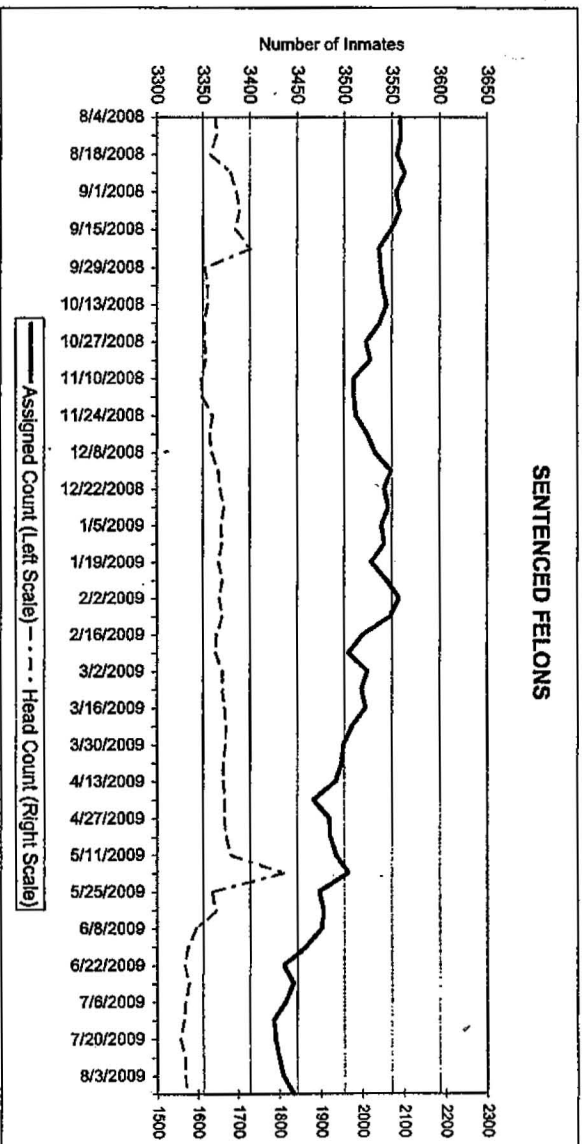
**DEPARTMENT OF PUBLIC SAFETY - CORRECTIONS DIVISION**  
**Current Capacities, Head Counts, and Occupancy Rates by Facility**

As of: August 10, 2009

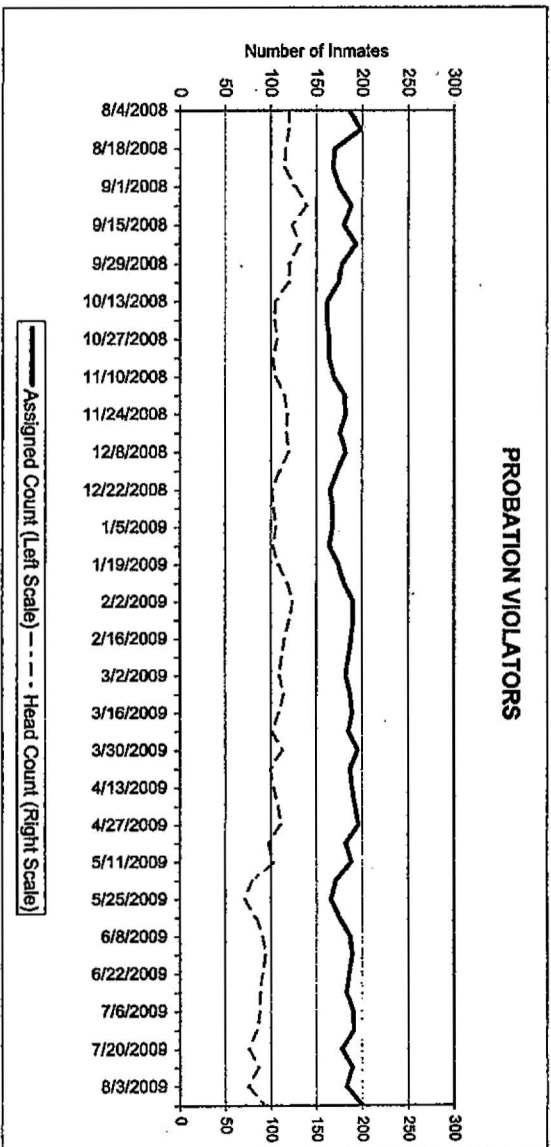
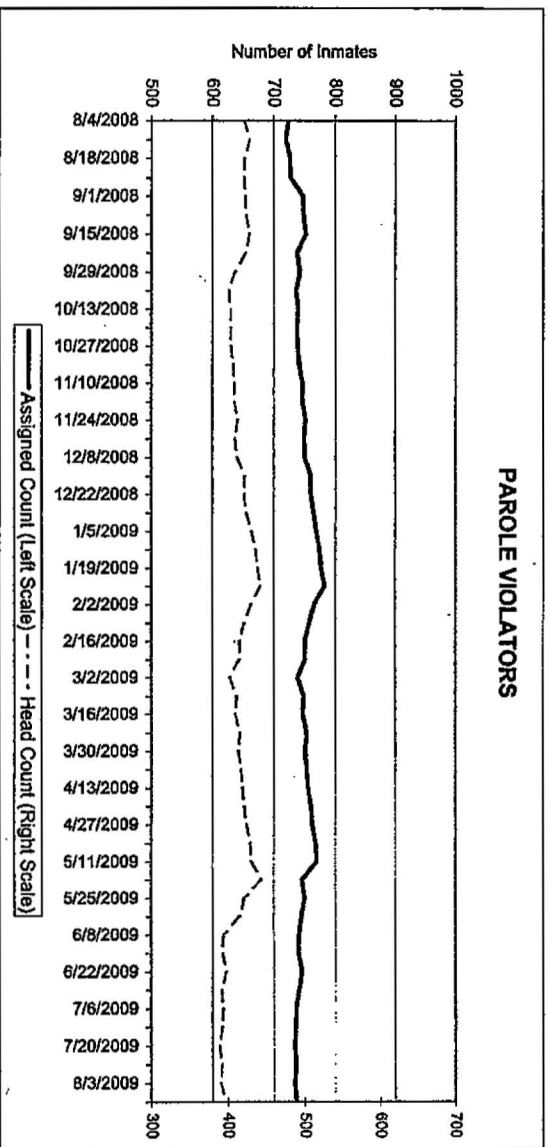
Facility	Design Capacity	Operational Capacity	Inmate Head Count	Occupancy Rate (% of Capacity)
HCCC	206	226	302	133.6%
SNF	90	132	109	82.6%
HMSF	496	992	853	86.0%
KCCC	110	128	130	101.6%
KCF	160	160	121	75.6%
MCCC	209	301	323	107.3%
OCCC	628	954	1064	111.5%
WCCC	258	260	215	82.7%
WCF	294	334	277	82.9%
<b>Total</b>	<b>2,451</b>	<b>3,487</b>	<b>3,394</b>	<b>97.3%</b>

Note: Operational Capacity changed to Corrections Population Management Commission capacities.

**Weekly Population of Sentenced Felons,  
Jail Inmates, Parole Violators, and Probation Violators  
August 4, 2008 to August 10, 2009**



**Weekly Population of Sentenced Felons,  
Jail Inmates, Parole Violators, and Probation Violators  
August 4, 2008 to August 10, 2009**



**aquino1-Ruffalyne**

---

**From:** mailinglist@capitol.hawaii.gov  
**Sent:** Wednesday, March 17, 2010 1:15 AM  
**To:** PBStestimony  
**Cc:** pohuku@yahoo.com  
**Subject:** Testimony for HCR189 on 3/18/2010 9:00:00 AM

Testimony for PBS 3/18/2010 9:00:00 AM HCR189

Conference room: 309  
Testifier position: support  
Testifier will be present: No  
Submitted by: Evern E Williams  
Organization: Individual  
Address: 3220 Esther Street Honolulu, HI 96815  
Phone: 808-392-1486  
E-mail: [pohuku@yahoo.com](mailto:pohuku@yahoo.com)  
Submitted on: 3/17/2010

**Comments:**

The Corrections Population Management Commission needs to be resurrected. With over half of our inmates now living off island, this is even more critical.