

DAVID Y. IGE
GOVERNOR



STATE OF HAWAII
DEPARTMENT OF PUBLIC SAFETY
919 Ala Moana Boulevard, 4th Floor
Honolulu, Hawaii 96814

Nolan P. Espinda
DIRECTOR

Deputy Director
Administration

Deputy Director
Corrections

Deputy Director
Law Enforcement

No. 2015-35

January 7, 2015

TO: Senator Jill N. Tokuda, Chair
Senate Committee on Ways and Means

Representative Sylvia Luke, Chair
House Committee on Finance

ATTN: Kendra Oishi, Budget Chief
Senate Committee on Ways and Means

Alberto Vargas, Budget Chief
House Committee on Finance

FROM: Tessie V. Fernandez, Business Management Officer

SUBJECT: 2015 Budget Briefing Testimony

In response to your December 5, 2014 memorandum, the Department of Public Safety is submitting the hardcopy of its 2015 Budget Briefing Testimony.

I will email a PDF of our testimony as requested to your Budget Chiefs.

Should you or your staff have any questions with our submittal, please call me at 587-1236 or email at teresita.v.fernandez@hawaii.gov.

Attachments

JOINT INFORMATIONAL BRIEFING
SENATE COMMITTEE ON WAYS AND MEANS
HOUSE COMMITTEE ON FINANCE
BUDGET REQUEST FOR FISCAL BIENNIUM 2015-17
JANUARY 13, 2015

Testimony

By:

Nolan P. Espinda, Director
Department of Public Safety

Chairs Tokuda and Luke, and Members of the Committees:

OVERVIEW

The mission of the Department of Public Safety is to uphold justice and public safety by providing correctional and law enforcement services to Hawaii's communities with professionalism, integrity and fairness.

The Department is able to accomplish this mission through three major Divisions: Corrections, Law Enforcement and General Administration. Our goal is to protect people and property from injury and loss caused by criminal actions. WE accomplish this by providing and coordinating specialized services, facilities, security, and legislation to preserve the peace; to prevent and deter crimes; to detect, apprehend, detain, and rehabilitate criminals; and, where appropriate, to compensate victims of crime.

In recent years, we have apprised the Legislature of the myriad of challenges that we face as a Department. We appreciate your understanding and responsiveness, as reflected in recent appropriations. However, the issues we face are deep-seated and require sustained attention. We take this opportunity to describe the most significant challenges.

- **Rising cost of operations:** The department continues to struggle with the increasing cost of utilities and food supplies. We will continue tracking trends in these areas closely to mitigate any negative cost impact.
- **Addressing staffing shortages:** Like all 24/7 operations, the Department has been plagued by shortages in staffing caused in large part by absences. The shift relief factor (how many persons it takes to fill a single job position for a single shift, taking into account vacation, sick leave, training days, and other types of leave) of 1.65 positions for each eight-hour, seven days/week work post was adopted in the 1970s, when employees used far fewer vacation and sick days. In addition, correctional officers now require training in such specialty areas as mental health awareness, suicide prevention, use of force, and prevention of

sexual abuse of inmates. In FY 2014, Adult Correctional Officers took an average of 32 hours of leave per month. As a result, the department has not been able to fill its essential posts at the various correctional facilities without the use of overtime. To minimize the use of overtime, the facilities have had to divert ACOs from program posts, resulting in a reduction in program activity. The department proposes a shift relief factor of 2.0 positions per eight-hour, seven days/week post for its essential posts.

Further, the department has taken steps to address leaves taken in excess of that which are contractually earned by individual employees. First, we have revised the screening criteria for new applicants to maximize the pool of applicants who are seeking a professional career, rather than only a job. Second, we have agreed to be a pilot site for EUTF to address employee wellness. Third, we are developing a peer mentoring program that will allow employees to consult with fellow employees to address the stress that naturally accompanies work in a correctional environment.

- **Deteriorating facilities:** In recent years, we have had lengthy discussions with your committees on the condition of our correctional facilities. They are aged, deteriorating, and overcrowded. We continue to work diligently to carry out our mission; however, we must have better facilities and expanded bedspaces to provide the high level of service expected.

The Legislature has been very supportive of our efforts to deal with current conditions, and to forge a path forward with the redevelopment of those facilities which require the most immediate attention. Still, more is required. For example, the entire security electronics system at Halawa needs to be replaced. The system was installed in the 1980s and is failing. We can no longer repair this badly outdated system. In order to do that, at least one living unit must be vacated throughout the life of the project. To achieve this, we propose to temporarily relocate 248 inmates to our contract facility on the mainland.

The Women's Community Correctional Center (WCCC) does not have adequate maintenance staff. Many jobs are not done in a timely manner, resulting in greater long term costs.

Finally, in some aspects, our facilities have deteriorated to the point that simple repair and maintenance is insufficient. The \$16M in FY 2014 and \$14M in FY 2015 in lump sum CIP funding provided to us by the Legislature has helped a great deal. We will need continued support at that level, or more, as our facilities continue to age and degrade.

- **Population Management:** Since the passage of the Justice Reinvestment Act in 2012, we have made significant improvements in the processing of pre-trial detainees, and parole violators, increased the amounts of restitution collected,

expanded the numbers of inmates in reentry, and realigned programming for long-term prisoners.

- **Compliance with legal requirements:** As you are aware, there are clear legal requirements attendant to the proper care, custody and treatment of prisoners. The most obvious relates to conditions caused by overcrowding. There are others that present significant challenges to us. In recent years, we have made diligent efforts to comply with terms of a Settlement Agreement with the Department of Justice, related to the treatment of the mentally ill at OCCC. Last year, you provided us with much needed support that will enable us to expand services at all other facilities, to prevent similar intervention by the DOJ. We have also made significant strides toward compliance with national guidelines relating to the housing of inmates in restrictive housing, another area in which national advocacy groups have displayed interest.

On a separate matter, the standards established by the DOJ for the Prison Rape Elimination Act (PREA) took effect in 2014. Under these standards, one-third of our correctional facilities must be audited annually by independent auditors. If we fail to comply, we risk losing 10% of the DOJ funds that could be used for corrections. More importantly, the PREA standards will be the benchmark against which our practices will be measured in future legal actions. To assure compliance, we will need resources so we can focus effectively on PREA and cover the cost of the audits.

- **Maintaining business operations:** In order for us to successfully meet the challenges we encounter, we need effective administrative support to coordinate our various capital projects. Because of the high profile nature of our Department, communications – both within and outside – are vital to us. Our Sheriffs need to have a viable vehicle maintenance and replacement program to address their patrol and transport functions.

FEDERAL FUNDS

The Department is requesting federal fund ceilings under PSD 420- Corrections Program Services for Education Services and Substance Abuse Services, PSD 502- Narcotics Enforcement Division for the Domestic Cannabis Eradication Suppression Program and for PSD 503- Sheriffs for the Homeland Security Grant (See Table 4).

BUDGET REQUEST

The Department's Status Quo budget submittal for Fiscal Biennium 2015-17 included trade-off transfer requests, non-general fund ceiling requests due to increased fringe benefit rates, federal fund ceiling requests, and adjustment to a non-recurring item for acquisition of bullet proof vests for the Sheriffs (See Table 4).

The Department is requesting a total of 2,706.10 positions and \$259,168,187 in FY2016 and 2,706.10 positions and \$263,757,357 in FY 2017 in all means of funding (See Tables 2 and 3).

The Department's capital improvement program (CIP) requests lump sum CIP funds of \$8.5 million in FY 2016 and \$12.5 million in FY 2017.

We look forward to working closely with your committees in the upcoming 2015 Legislative Session.

JOINT INFORMATIONAL BRIEFING
SENATE COMMITTEE ON WAYS AND MEANS
HOUSE COMMITTEE ON FINANCE
BUDGET REQUEST FOR FISCAL BIENNIUM 2015-17
JANUARY 13, 2015

Testimony
By

Bert Y. Matsuoka, Chairman
Hawaii Paroling Authority

Chairs Tokuda and Luke, and Members of the Committees:

OVERVIEW

The Hawaii Paroling Authority (HPA) is a quasi-judicial body (PSD 611 – Determinations (HPA-D)), which is attached to the Department of Public Safety (Department) for administrative purposes only. The mission of the HPA is to serve as the central paroling authority for the State of Hawaii and is responsible for the administration of and discharge of all parole and community supervision programs within the HPA’s jurisdiction. The HPA determines appropriate minimum term(s) of imprisonment; whether an eligible individual is in-fact ready for release on parole; and, whether to revoke or suspend parole and recommit parole violators to prison.

Under the general direction and guidance of the Chairman, the parole division (PSD 612 – Supervision and Counseling (HPA SC)), directs and maintains the operational work units of the HPA and provides supervision to persons granted parole so as to assure their behavior conforms to established standards, and to provide guidance, counseling and assistance as may be required to aid their successful reintegration back into the community and rehabilitation.

The HPA’s current annual operating budget is as follows:

PSD 611:	A.	Personnel Services - \$364,309 (FTE: 6.0)
	B.	Other Current Services - \$26,483
		Total: \$390,792
PSD 612:	A.	Personnel Services - \$2,938,181 (FTE: 62.0)
	B.	Other Current Services - \$925,250
		Total: \$3,863,431

Overall Total Annual Budget: \$4,254,223

Justice Reinvestment Initiative (ACT 139)

The Council on State Governments (CSG) has been assisting the HPA and other State agencies with the implementation of ACT 139 (Justice Reinvestment Initiative (JRI)), to include the development of goals and objectives, development and implementation of various performance measures to assist agencies and their respective leadership to determine how the initiative is progressing. The JRI is currently on-going. The HPA has compiled data and provided it to the CSG pertaining to the implementation of the provisions of Section 7 (HRS §353-66) of ACT 139 with respect to the 6-month maximum parole revocation period for "first-time" parole violators.

The following are highlights of HPA's activities:

1. In addition to the cooperative agreement HPA entered into with the PSD to consider the re-parole of first-time technical parole violators after 90 - 180 days of incarceration as well as the review of cases referred by the Wardens and supported by the Director for early parole consideration, the HPA has implemented the provisions of ACT 139.

In order to reduce recidivism among this population of parolees, the HPA requires inmates to complete all PSD RAD recommended programs such as KASHBOX and/or other institutional programs designed to assist them with their effort to remain crime free. In addition, depending on the nature of the parole violation, the HPA may require parolees to complete residential drug treatment and/or participation in programs in the community as a condition of re-parole.

2. The Authority works cooperatively with the PSD in reviewing inmate cases and providing administrative reviews if they are within 7 to 12 months of their Tentative Parole Date. This action does not guarantee a release on parole.
3. The Authority now generally schedules minimum sentence hearings within three months after sentencing by the courts versus the prior practice of five to six months. This has expedited the reclassification of inmates to move minimum custody inmates out of higher security prison beds to more appropriate levels of custody, which in turn reduces the costs of incarceration.
4. The Authority now schedules parole and minimum hearings to accommodate inmate transfers between facilities and to eliminate costly movement of inmates to hearings.
5. Parole violation hearings are now routinely scheduled approximately 30-40 days after the retake on a warrant of arrest. This has reduced the number of violators "pending hearing" and being held in higher security prison beds. In the case of first time parole violators who qualify under the provisions of ACT 139, parole consideration hearings are usually scheduled to take place within five (5) months after the violator's return to custody.
6. The Authority reviews individual cases of sentenced felons with immigration detainees. The Authority works closely with the Immigration, Customs, and Enforcement (ICE) staff of the Department of Homeland Security to review all

inmates who are subject to deportation. When appropriate, inmates are paroled to Federal custody for immediate deportation to their countries of origin.

FEDERAL FUNDS

The HPA does not have any federal grants. We do apply for federal funding when available and ensure that state funding will not be affected should previously approved federal funding not be continued.

BUDGET REQUEST

For FB2015-17, the HPA has two requests:

- Funds for utility cost increase of \$6,841 for FY 2016 and \$7,270 in FY 2017, and
- Funds for the upgrade to Microsoft Office 365 in the amount of \$14,727 for each year of FB2015-17.

The HPA is committed to continue to work with the Department in achieving the JRI goals and objectives within the resources available to us. We look forward to a working with your committees this 2015 Legislative Session.

JOINT INFORMATIONAL BRIEFING
SENATE COMMITTEE ON WAYS AND MEANS
HOUSE COMMITTEE ON FINANCE
BUDGET REQUEST FOR FISCAL BIENNIUM 2015-17
JANUARY 13, 2015

Testimony

By

Pamela Ferguson-Brey, Executive Director
Crime Victim Compensation Commission

Chairs Tokuda and Luke, and Members of the Committees:

OVERVIEW

The Crime Victim Compensation Commission (“the Commission”) was established in 1967 to mitigate the suffering and financial impact experienced by victims of violent crime by providing compensation to pay un-reimbursed crime-related expenses. Many victims of violent crime could not afford to pay their medical bills, receive needed mental health or rehabilitative services, or bury a loved one if compensation were not available. The Commission is a quasi-judicial body which is attached to the Department of Public Safety for administrative purposes only.

The Commission’s compensation program is specially funded through non-tax revenue. The primary sources of non-tax revenue funding are the collection of compensation fees assessed by judges against criminal offenders and a 60% federal matching grant.

Maintaining a consistent and adequate source of non-tax revenue to fund compensation for crime victims and operating expenses remains an important fiscal issue facing the Commission. No State general funds have been appropriated for victim compensation since FY 2003. The Crime Victim Compensation Fee¹ (the “Compensation Fee”) is the Commission’s primary source of non-tax revenue and its assessment and collection is vital to the Commission remaining fiscally self sufficient.

There have been a number of issues over the years regarding the Judiciary’s assessment and collection of this fee. In 2007, because of the Legislature’s concerns regarding compensation fee collections, the Judiciary was required to report to the 2008 legislature regarding their collection efforts. As a result, the collection of compensation fees increased from \$853,850 in FY 2007 to over \$1,030,000 in FY 2008 and over \$1,073,000 in FY 2009. However, collection dropped to \$879,600 in FY 2010, \$898,658

¹ HRS 351-62.6 Compensation Fee. (a) The court shall impose a compensation fee upon every defendant who has been convicted or who has entered a plea under section 853-1 and who is or will be able to pay the compensation fee. The amount of the compensation fee shall be commensurate with the seriousness of the offense as follows: (1) Not less than \$105 nor more than \$505 for a felony; \$55 for a misdemeanor; and (3) \$30 for a petty misdemeanor.

in FY 2011, and \$825,512 in FY 2012. In FY 2013, collections dropped to a ten-year low of \$785,274. However, in FY2014, collections increased slightly to \$811,806.41.

The Commission will continue to monitor the Judiciary's collection efforts as well as work collaboratively with the Judiciary to ensure that the Compensation Fee is assessed by judges in all eligible cases.

The Commission's projects include:

Medical Expense Reduction Project:

Escalating medical expenses continue to stretch the Commission's already limited resources. In response to this concern, the Commission initiated the Medical Expense Reduction Project in 2006 to reduce and contain expenditures on the cost of medical treatment for uninsured violent crime victims.

Medical expenses are reduced by: 1) requesting that medical treatment providers accept payment of seventy percent (70%) of the fees incurred (a thirty percent [30%] reduction) as payment in full for the medical services provided in cases involving uninsured violent crime victims; and 2) negotiating with the several medical treatment providers to each accept a proportionate share of the Commission's maximum award as payment in full for the medical services provided in cases where a violent crime victim's total medical expenses incurred exceed the Commission's statutory maximum award of \$20,000.00.

In FY 2014, the Medical Expense Reduction Project saved violent crime victims almost \$257,000.00 in medical expenses from medical bills of \$442,539.00, for an average savings of fifty-eight percent (58%).

During the life of the Project, violent crime victims have collectively saved almost \$2,000,000.00 in medical expenses, for an average savings of forty-five percent (45%) of medical expenses, and the Commission was able to use savings to reimburse other violent crime victims.

Restitution Recovery Project:

The Restitution Recovery Project was initiated in FY2003 to ensure that court ordered restitution collected from inmates and parolees are, in turn, disbursed to their crime victims or to the Commission in cases where the Commission paid a compensation award to the violent crime victim. To date, the Commission has opened almost 5,500 cases for restitution, with restitution collections of over \$2,500,000.00.

Through this Project, the Commission identified various concerns impacting the assessment and collection of restitution. The Commission has worked in

collaboration with other agencies to address and resolve these concerns. Even after almost a decade of these collaborative efforts, several of these concerns that impact the assessment and collection of restitution remain unresolved.

Given that assessment and collection of restitution is a component part of the Justice Reinvestment Initiative, this Project has merged into the Justice Reinvestment Initiative.

JUSTICE REINVESTMENT INITIATIVE:

The Justice Reinvestment Initiative (JRI) is a data-driven approach to improve public safety, reduce corrections and related criminal justice spending and reinvest savings in strategies that decrease crime, increase offender accountability, and strengthen neighborhoods. A JRI Working Group was established in 2011 comprised of leading state and local officials who worked with the Council of State Governments Justice Center, in partnership with the Pew Center on the States and the United States Department of Justice's Bureau of Justice Assistance, to develop a policy framework to address identified areas of concern within Hawaii's criminal justice system.

As a member of Hawaii's JRI Working Group, the Commission was tasked with representing the interests of crime victims and survivors and to engage crime victims, survivors, service providers, and advocates in identifying key issues and concerns specific to the JRI initiative. As a result of that effort, a comprehensive victim service component for the JRI initiative was developed to ensure that the needs of victims, community safety, and offender accountability are key parts of the JRI implementation.

The Commission serves as the Lead Co-Chair of two JRI implementation workgroups – the JRI Restitution Workgroup and the JRI Victim Services Workgroup.

JRI Restitution Workgroup:

The JRI Restitution Workgroup, comprised of staff from the Judiciary, Victim Witness Programs of the County Prosecutor's Offices, Department of Public Safety, and the Department of the Attorney General, who are tasked to address the following three goals:

1. Facilitate the implementation of victim restitution collection pursuant to Hawaii Revised Statutes (HRS) §353-22.6, which was amended by Act 139 on July 1, 2012, to increase the amount of restitution payable by inmates from 10% of inmates wages to 25% of all funds deposited into an inmate's account.
2. Address issues that impact the timely and accurate collection of restitution by improving interagency collaboration and establishing policies and procedures to ensure consistent restitution collection.
3. Develop a statewide restitution database within the Commission to provide policy makers with comprehensive data about court-ordered restitution. The

improved database is being developed with funding assistance from the Bureau of Justice Assistance (BJA) and will also provide the Commission with the ability to interface with and extract data from other state criminal justice agencies

JRI Victim Services Workgroup:

The JRI Victim Services Workgroup, also comprised of members from various government agencies and community groups, was tasked to address the following three priorities:

1. Victim and community safety planning;
2. Establish a permanent, self-funded victim notification program;
3. Ensure victim restitution is ordered and enforced in all appropriate cases.

To achieve these priorities, the JRI Victim Services Workgroup has created the following goals:

1. Establish a correction-based victim-services program within the Department of Public Safety to coordinate with County Victim Services Programs regarding victim and community safety planning and to develop a victim impact panel that promotes offender accountability;
2. Create a self-funded, sustainable, victim-centered Statewide Automated Victim Notification (SAVIN) program which provides victim notification of changes in offender custody status and parole hearing notices, and convene the SAVIN Governance Committee which is tasked with ensuring that the SAVIN program implementation is victim centered; and
3. Establish JRI victim service positions within the various County Prosecutor's Offices to ensure information sharing within the various victim services programs and to assist victims with safety planning, restitution, and offender custody status notification.

According to the Council of State Governments, Hawai'i's JRI efforts represent the highest number of substantive policy inclusions for crime victims to date in any state's justice reinvestment project, and Hawai'i is the only state with a comprehensive crime victim component as part of its Justice Reinvestment initiative.

The Commission was recognized for these efforts by the United States Department of Justice Office for Victims of Crime. On April 24, 2013, Attorney General Eric Holder, Jr., presented the Commission's Executive Director with the *Crime Victim Financial Restoration Award* for improvements made to the management of victim restitution in Hawai'i.

FEDERAL FUNDS

The Commission annually receives a sixty percent (60%) federal match grant for funds spent by the Commission on compensation to victims from the Victims of Crime Act (VOCA) through the United States Department of Justice, Office of Justice Programs. The Commission is not expected to be affected by any Federal Budget cuts.

BUDGET REQUEST

For FB2015-17, the Commission is requesting funds for the upgrade to Microsoft Office 365 in the amount of \$2,815 for each year of the biennium as well as a modest fringe increase of \$150,000 each year to cover collective bargaining salary increases.

Department of Public Safety
 Prioritized List of Functions

Table 1

Pri #	Description of Function	Activities	Prog ID(s)	Statutory Reference
1	Provides for administrative support services for the departmental functions, services, and operations pertaining to general program planning, programming, and evaluation, program budgeting, capital improvements, fiscal accounting and auditing, payroll, procurement and contracting, human resources, training, information technology, organization and methods, repairs and duplicating services, and other relevant functions consistent with laws, rules, and regulations.	Oversees, directs and coordinates the plans, programs, operations of the Department of Public Safety to provide for the safety of the people from crimes against persons and property; administer departmental planning, programming, operating and capital improvement budgeting; program evaluation, research and statistics; management information system, procurement and contracting of goods and services, centralized office and fiscal services to support operations of the Department. Manages comprehensive system of personnel staff services to assist departmental management in the recruitment, retention, training, staff development and utilization of personnel resources; administer programs to assure proper execution and compliance of law, rules, regulations, standards and directives set forth for the operations of the Department.	PSD 900/EA	Chapter 353C-2, Section 26-14.6
2A	Provide for the custody, care, and assistance in the rehabilitation of all persons incarcerated by the courts or otherwise subject to confinement based on alleged commitment of criminal offense.	Care and custody of adult offenders/felons, providing assessment, supervision, custodial, and related individualized services for inmates.	PSD 402/ED	Section 353-7, 26-14.6
2A	Provide for the custody, care, and assistance in the rehabilitation of all persons incarcerated by the courts or otherwise subject to confinement based on alleged commitment of criminal offense.	Care and custody of adult offenders/felons, providing assessment, supervision, custodial, and related individualized services for inmates.	PSD 403/EE	Section 353-7, 26-14.6
2A	Provide for the custody, care, and assistance in the rehabilitation of all persons incarcerated by the courts or otherwise subject to confinement based on alleged commitment of criminal offense.	Care and custody of adult offenders/felons, providing assessment, supervision, custodial, and related individualized services for inmates.	PSD 404/EF	Section 353-7, 26-14.6
2A	Provide for the custody, care, and assistance in the rehabilitation of all persons incarcerated by the courts or otherwise subject to confinement based on alleged commitment of criminal offense.	Care and custody of adult offenders/felons, providing assessment, supervision, custodial, and related individualized services for inmates.	PSD 405/EG	Section 353-7, 26-14.6
2A	Provide for the custody, care, and assistance in the rehabilitation of all persons incarcerated by the courts or otherwise subject to confinement based on alleged commitment of criminal offense.	Care and custody of adult offenders/felons, providing assessment, supervision, custodial, and related individualized services for inmates.	PSD 406/EH	Section 353-7, 26-14.6
2A	Provide for the custody, care, and assistance in the rehabilitation of all persons incarcerated by the courts or otherwise subject to confinement based on alleged commitment of criminal offense.	Care and custody of adult offenders/felons, providing assessment, supervision, custodial, and related individualized services for inmates.	PSD 407/EC	Section 353-7, 26-14.6

Department of Public Safety
Prioritized List of Functions

Table 1

Pri #	Description of Function	Activities	Prog ID(s)	Statutory Reference
2A	Provide for the custody, care, and assistance in the rehabilitation of all persons incarcerated by the courts or otherwise subject to confinement based on alleged commitment of criminal offense.	Care and custody of adult offenders/felons, providing assessment, supervision, custodial, and related individualized services for inmates.	PSD 408/EI	Section 353-7, 26-14.6
2A	Provide for the custody, care, and assistance in the rehabilitation of all persons incarcerated by the courts or otherwise subject to confinement based on alleged commitment of criminal offense.	Care and custody of adult offenders/felons, providing assessment, supervision, custodial, and related individualized services for inmates.	PSD 409/EK	Section 353-7, 26-14.6
2A	Develops standards and guidelines; provides technical and administrative support and assistance to all corrections institutions for the effective and efficient conduct of inmate programs such as substance and sexual abuse programs; and assists in coordinating and maintaining oversight of institutional programs and services.	Provide balanced nutritional meals for the incarcerated population, primary and transitional substance abuse treatment services, academic and vocational training, constitutional access to the courts and law library services, and assessment and treatment of incarcerated sex offenders.	PSD 420/CP	Section 353-7, 26-14.6
2A	Develops and maintains health care programs involving both in-house and community resources (public health, contract and volunteer) for all correctional institutions, and oversees the operation of such programs to ensure adherence to contemporary standards and fiscal responsibility, uniformity of quality of health care and integration/coordination among health care providers.	Develop and maintain health care programs for the treatment and care of the incarcerated population, evaluation health care services, obtain support and services to sustain adequate health care, coordinate health-related activities with the correctional institutions.	PSD 421/HC	Section 353-6, 26-14.6, 353C-4.5
2A	Develop, manage and provide specific skills training opportunities for sentenced inmates. Functions similar to a self-sustaining private business venture.	Provide specific skill training opportunities for sentenced inmates, coordinate with organizations to utilize inmate labor to produce finished goods, services, and/or product lines.	PSD 422/CI	Chapter 354D
2A	Provide for the custody, care, and assistance in the rehabilitation of all persons incarcerated by the courts or otherwise subject to confinement based on alleged commitment of criminal offense.	Coordination, monitoring, and administration of inmates housed in out-of-state contracted facilities and the Federal Detention Center in Honolulu.	PSD 808/EM	Section 353-16/16.2/16.3, 26-14.6
2B	Guarding the State property and facilities, preserving the peace and protecting the public in designated areas, enforcing all state laws, rules, and regulations for the prevention and control of crime, enforcing all state laws, rules, and regulations for the prevention and control of crime, enforcing the Uniform Controlled Substance Act and other substance-related regulations, and serving process in civil and criminal proceedings.	Conduct controlled substance and regulated chemical investigations by NED Investigators, issuance of controlled substance registrations, regulated chemical permits, oral code numbers, and medical use of marijuana registry certificates, drug and chemical education presentations for the public, government and medical professionals.	PSD 502/CB	Section 26-14.6

Department of Public Safety
 Prioritized List of Functions

Table 1

Pri #	Description of Function	Activities	Prog ID(s)	Statutory Reference
2B	Guarding the State property and facilities, preserving the peace and protecting the public in designated areas, enforcing all state laws, rules, and regulations for the prevention and control of crime, enforcing all state laws, rules, and regulations for the prevention and control of crime, enforcing the Uniform Controlled Substance Act and other substance-related regulations, and serving process in civil and criminal proceedings.	Provide protection of life and property within Judiciary buildings and surroundings statewide, Civic Center, State Capitol and Washington Place, and provide personal protection to key State officials and dignitaries.	PSD 503/CA	Section 26-14.6
3	Provide casework services to assist accused and convicted offenders, and to facilitate determinations by other criminal justice agencies; recommends alternative placement of offenders in diversionary programs in lieu of incarceration; and supervises offenders conditionally released by the courts.	Conduct initial interview on all new offenders being admitted into the Community Correctional Centers (CCCs), assess both pretrial and sentenced offenders in custody at the CCCs for their eligibility into diversionary programs, and supervise and monitor offenders released into the community under Intake Service Centers (ISCs) jurisdiction.	PSD 410/EL	Section 353-7, 26-14.6
4	Evaluate and grant parole when there is reasonable probability that the prisoner concerned will live and remain at liberty without violating the law and that the prisoner's release is not incompatible with the welfare and safety of the public; and to utilize the agency and community resources as a link for parolees to reintegrate into society.	Protect the community and facilitate rehabilitation of persons sentenced to confinement.	PSD 611/BA	Section 353-61/62, 26-14.6
4	Evaluate and grant parole when there is reasonable probability that the prisoner concerned will live and remain at liberty without violating the law and that the prisoner's release is not incompatible with the welfare and safety of the public; and to utilize the agency and community resources as a link for parolees to reintegrate into society.	Supervise persons granted parole	PSD 612/BB	Section 353-62, 26-14.6
5	Mitigate the suffering and financial losses of victims of certain designated violent crimes, survivors of a mass casualty incident, dependents of deceased victims, and private citizens who are injured, or whose property is damaged, in the course of preventing a crime or apprehending a criminal, by providing monetary compensation.	Compensate victims of crimes per §351.	PSD 613/DA	Chapter 351, Section 26-14.6

Department of Public Safety
Department-Wide Totals

Table 2

Fiscal Year 2015					
Act 122/14 Appropriation	Collective Bargaining	Restriction	Emergency Appropriations	Total FY15	MOF
\$ 222,540,886.00	\$ 12,538,011.00	\$ (1,535,590.00)		\$ 233,543,307.00	A
\$ 2,760,157.00	\$ 36,472.00			\$ 2,796,629.00	B
\$ 1,065,476.00	\$ -			\$ 1,065,476.00	P
\$ 209,721.00	\$ -			\$ 209,721.00	S
\$ 75,065.00	\$ -			\$ 75,065.00	T
\$ 5,076,280.00	\$ 258,068.00			\$ 5,334,348.00	U
\$ 10,733,288.00	\$ 122,464.00			\$ 10,855,752.00	W
\$ 242,460,873.00	\$ 12,955,015.00	\$ (1,535,590.00)	\$ -	\$ 253,880,298.00	Total
Fiscal Year 2016					
Act 122/14 Appropriation	Collective Bargaining	Reductions	Additions	Total FY16	MOF
\$ 222,540,886.00	\$ 15,181,984.00	\$ (905,854.00)	\$ 45,000.00	\$ 236,862,016.00	A
\$ 2,760,157.00	\$ 41,095.00		\$ 149,608.00	\$ 2,950,860.00	B
\$ -	\$ -		\$ 1,590,989.00	\$ 1,590,989.00	N
\$ 1,065,476.00		\$ (6,161.00)		\$ 1,059,315.00	P
\$ 209,721.00				\$ 209,721.00	S
\$ 75,065.00				\$ 75,065.00	T
\$ 5,076,280.00	\$ 296,874.00		\$ 122,470.00	\$ 5,495,624.00	U
\$ 10,733,288.00	\$ 125,631.00		\$ 65,678.00	\$ 10,924,597.00	W
\$ 242,460,873.00	\$ 15,645,584.00	\$ (912,015.00)	\$ 1,973,745.00	\$ 259,168,187.00	Total
Fiscal Year 2017					
Act 122/14 Appropriation*	Collective Bargaining	Reductions	Additions	Total FY17	MOF
\$ 222,540,886.00	\$ 19,723,571.00	\$ (905,854.00)	\$ 45,000.00	\$ 241,403,603.00	A
\$ 2,760,157.00	\$ 60,064.00		\$ 149,608.00	\$ 2,969,829.00	B
\$ -	\$ -		\$ 1,590,989.00	\$ 1,590,989.00	N
\$ 1,065,476.00		\$ (6,161.00)		\$ 1,059,315.00	P
\$ 209,721.00				\$ 209,721.00	S
\$ 75,065.00				\$ 75,065.00	T
\$ 5,076,280.00	\$ 296,874.00		\$ 122,470.00	\$ 5,495,624.00	U
\$ 10,733,288.00	\$ 154,245.00		\$ 65,678.00	\$ 10,953,211.00	W
\$ 242,460,873.00	\$ 20,234,754.00	\$ (912,015.00)	\$ 1,973,745.00	\$ 263,757,357.00	Total

Department of Public Safety
Program ID Totals

Table 3

Prog ID	Program Title	MOF	As budgeted by Act 122/14 (FY15)			Governor's Submittal (FY16)				Governor's Submittal (FY17)			
			Pos (P)	Pos (T)	\$\$\$	Pos (P)	Pos (T)	\$\$\$	Percent Change of \$\$\$\$	Pos (P)	Pos (T)	\$\$\$	Percent Change of \$\$\$\$
PSD 402	Halawa Correctional Facility	A	410.00	-	\$ 24,370,882	410.00	-	\$ 27,006,915	10.82%	410.00	-	\$ 27,831,519	14.20%
		W			\$ 28,719			\$ 28,719	0.00%			\$ 28,719	0.00%
PSD 403	Kulani Correctional Facility	A	76.00		\$ 5,181,327	76.00	-	\$ 5,330,617	2.88%	76.00	-	\$ 5,345,158	3.16%
PSD 404	Waiawa Correctional Facility	A	110.00	-	\$ 6,058,636	110.00	-	\$ 6,703,560	10.64%	110.00	-	\$ 6,926,259	14.32%
		W			\$ 15,000			\$ 15,000	0.00%			\$ 15,000	0.00%
PSD 405	Hawaii Community Correctional Center	A	166.00	-	\$ 8,765,619	166.00	-	\$ 9,690,910	10.56%	166.00		\$ 9,998,473	14.06%
PSD 406	Maui Community Correctional Center	A	186.00	-	\$ 10,013,516	186.00	-	\$ 10,754,872	7.40%	186.00	-	\$ 11,110,130	10.95%
		S		3.00	\$ 209,721		3.00	\$ 209,721	0.00%		3.00	\$ 209,721	0.00%
PSD 407	Oahu Community Correctional Center	A	498.00	-	\$ 29,095,555	498.00	-	\$ 33,316,924	14.51%	498.00	-	\$ 34,824,541	19.69%
		W			\$ 30,000			\$ 30,000	0.00%			\$ 30,000	0.00%
PSD 408	Kauai Community Correctional Center	A	72.00		\$ 4,036,214	73.00	-	\$ 4,407,792	9.21%	73.00	-	\$ 4,550,351	12.74%
PSD 409	Women's Community Correctional Ctr	A	132.00	1.00	\$ 6,694,207	132.00	-	\$ 7,442,693	11.18%	132.00	-	\$ 7,719,612	15.32%
PSD 410	Intake Service Centers	A	61.00	-	\$ 3,349,369	61.00	-	\$ 3,649,111	8.95%	61.00	-	\$ 3,755,468	12.12%
PSD 420	Corrections Program Services	A	170.00		\$ 19,800,555	170.00	-	\$ 20,533,264	3.70%	170.00	-	\$ 20,801,020	5.05%
		N						\$ 990,989	#DIV/0!			\$ 990,989	#DIV/0!
PSD 421	Health Care	A	209.10	-	\$ 22,390,025	209.10	-	\$ 23,332,613	4.21%	209.10	-	\$ 23,504,700	4.98%
PSD 422	Hawaii Correctional Industries	W	2.00	42.00	\$ 9,887,705	2.00	42.00	\$ 10,135,780	2.51%	2.00	42.00	\$ 10,151,991	2.67%
PSD 502	Narcotics Enforcement Division	A	13.00	-	\$ 954,449	13.00	-	\$ 1,034,431	8.38%	13.00	-	\$ 1,059,492	11.01%
		P		1.00	\$ 206,161	-	-	\$ 200,000	-2.99%	-	-	\$ 200,000	-2.99%
		W	8.00		\$ 771,864	5.00	-	\$ 715,098	-7.35%	5.00	-	\$ 727,501	-5.75%
PSD 503	Sheriffs	A	312.00	-	\$ 14,608,911	310.00	-	\$ 15,387,454	5.33%	310.00	-	\$ 15,387,454	5.33%
		N						\$ 600,000	#DIV/0!			\$ 600,000	#DIV/0!
		U	59.00	-	\$ 5,076,280	59.00	-	\$ 5,495,624	8.26%	59.00	-	\$ 5,495,624	8.26%
PSD 611	HPA- Determinations	A	6.00	-	\$ 390,792	6.00	-	\$ 390,792	0.00%	6.00	-	\$ 390,792	0.00%
PSD 612	HPA- Supervision & Counseling	A	62.00	-	\$ 3,863,431	62.00	-	\$ 4,200,811	8.73%	62.00	-	\$ 4,299,269	11.28%
PSD 613	Crime Victim Compensation Commission	A	5.00	-	\$ 450,000	5.00	-	\$ 450,000	0.00%	5.00	-	\$ 450,000	0.00%
		B	8.00	-	\$ 1,892,173	8.00	-	\$ 2,080,151	9.93%	8.00	-	\$ 2,098,552	10.91%
		P		1.00	\$ 859,315		1.00	\$ 859,315	0.00%		1.00	\$ 859,315	0.00%
PSD 808	Non State Facility	A	9.00	-	\$ 47,611,529	9.00	-	\$ 47,661,671	0.11%	9.00	-	\$ 47,679,367	0.14%
PSD 900	General Administration	A	135.00	1.00	\$ 14,905,869	136.00	-	\$ 15,567,586	4.44%	136.00	-	\$ 15,769,998	5.80%
		B			\$ 867,984			\$ 870,709	0.31%			\$ 871,277	0.38%
		T			\$ 75,065			\$ 75,065	0.00%			\$ 75,065	0.00%

Department of Public Safety
Budget Decisions

Table 4

Proj ID	Sub-Ork	Description of Request	MOF	Initial Department Request FY16			Initial Department Request FY17			Budget & Finance Recommendation FY16			Budget & Finance Recommendation FY17			Governor's Decision FY16			Governor's Decision FY17		
				Pos (P)	Pos (I)	\$\$\$	MOF	Pos (P)	Pos (I)	\$\$\$	Pos (P)	Pos (I)	\$\$\$	Pos (P)	Pos (I)	\$\$\$	Pos (P)	Pos (I)	\$\$\$	Pos (P)	Pos (I)
Trade-Off/Transfer Requests																					
PSD 500/CC-SD		Transfer Out 1.0 Pre-Audit Clerk to PSD 900	A	(1.00)			A	(1.00)			(1.00)			(1.00)			(1.00)			(1.00)	
PSD 900/EA-ADMIN		Transfer In 1.0 Pre-Audit Clerk from PSD 503	A	1.00			A	1.00			1.00			1.00			1.00			1.00	
PSD 409/CC-SD		Transfer Out 1.0 Office Asst IV # 603 SD to 409 KCCC	A	(1.00)		(35,064)	A	(1.00)		(35,064)	(1.00)		(35,064)	(1.00)		(35,064)	(1.00)		(35,064)	(1.00)	
PSD 409/BE-KCCC		Transfer In 1.0 Office Asst IV # 603 SD to 409 KCCC	A	1.00		35,064	A	1.00		35,064	1.00		35,064	1.00		35,064	1.00		35,064	1.00	
PSD 402/ED-HCF		Transfer Funds from Other Current Exp (BJ Table) to Current Lease Payments (BK Table) for Increase NORESCO Lease Payment FB 15-17	A				A						(35,570)			(37,321)			(35,570)		(37,321)
PSD 402/ED-HCF		Transfer Funds from Other Current Exp (BJ Table) to Current Lease Payments (BK Table) for Increase NORESCO Lease Payment FB 15-17	A				A						35,570			37,321			35,570		37,321
PSD 407/EC-OCCC		Transfer Funds from Other Current Exp (BJ Table) to Current Lease Payments (BK Table) for Increase NORESCO Lease Payment FB 15-17	A				A						(23,126)			(47,207)			(23,126)		(47,207)
PSD 407/EC-OCCC		Transfer Funds from Other Current Exp (BJ Table) to Current Lease Payments (BK Table) for Increase NORESCO Lease Payment FB 15-17	A				A						23,126			47,207			23,126		47,207
Selected Non-General Fund Adjustment Requests																					
PSD 422/CI-HCI		Special Fund Fringe Benefits - Corr Industries	W			159,122	W			159,122			159,122			159,122			159,122		159,122
PSD 802/CB-NED		Special Fund Fringe Benefits - Con Substance	W			113,133	W			113,133			113,133			113,133			113,133		113,133
PSD 503/CC-SD		Special Fund Fringe Benefits - SD Airport	U			122,470	U			122,470			122,470			122,470			122,470		122,470
PSD 813/DA-CVCC		Special Fund Fringe Benefits - CVCC	B			149,608	B			149,608			149,608			149,608			149,608		149,608
PSD 502/CB-NED		Reduce three (3) Revolving Fund Positions	W	(3.00)		(206,577)	W	(3.00)		(206,577)	(3.00)		(206,577)	(3.00)		(206,577)	(3.00)		(206,577)	(3.00)	(206,577)
Selected Federal Funding Adjustment Requests																					
PSD 420/CP-CPS		Carl D. Perkins Career and Technical Education	N			100,000	N			100,000			100,000			100,000			100,000		100,000
PSD 420/CP-CPS		Title I Part D Program for Neglected & Delinquent Children and Youth	N			375,000	N			375,000			375,000			375,000			375,000		375,000
PSD 420/CP-CPS		RSAT- Project Bridge Expansion	N			240,889	N			240,889			240,889			240,889			240,889		240,889
PSD 420/CP-CPS		Byrnie- Bridge Expansion Supplement	N			275,000	N			275,000			275,000			275,000			275,000		275,000
PSD 502/CB-NED		Prescription Drug Monitoring Grant	P	(1.00)		(206,161)	P	(1.00)		(206,161)	(1.00)		(206,161)	(1.00)		(206,161)	(1.00)		(206,161)	(1.00)	(206,161)
PSD 502/CB-NED		Domestic Cannabinoid Eradication Suppression Program	P			200,000	P			200,000			200,000			200,000			200,000		200,000
PSD 503/CC-SD		Honoland Security Grant	N			600,000	N			600,000			600,000			600,000			600,000		600,000
Adjustment to Non-Recurring Items																					
PSD 803/CC-SD		Replacement Body Armor (30 DS @1500/Unit)	A			45,000	A			45,000			45,000			45,000			45,000		45,000
Additional Resources for Current Programs																					
PSD 402/ED-HCF		Request Funds for the Delay in Hire Imposed by Act 122, SLH 2014 (10 ADCOs & 2 Social Services Assistants)	A			300,932	A			300,932			300,932			300,932			300,932		300,932
PSD 407/EC-OCCC		Request Funds for the Delay in Hire Imposed by Act 122, SLH 2014 (8 ADCOs)	A			152,028	A			152,028			152,028			152,028			152,028		152,028
PSD 421/HI-HCI		Request Funds for the Delay in Hire Imposed by Act 122, SLH 2014 (20 Positions) for Mental Health Unit	A			648,080	A			648,080			648,080			648,080			648,080		648,080
PSD 503/CC-SD		Delay in Hire Imposed by Act 122, SLH 2014 (2 DS Cabs)	A			116,434	A			116,434			116,434			116,434			116,434		116,434
PSD 503/CC-SD		Delay in Hire Imposed by Act 122, SLH 2014 (2 DS Haws)	A			116,434	A			116,434			116,434			116,434			116,434		116,434
PSD 800/EA-NS		Transfer of 240 HCF inmates due to Div 11/17 Improvements (FY 16 @ \$70.46/day & FY17 @ \$72.25 for 240 inmates)	A			3,164,165	A			2,741,454											
PSD 402/ED-HCF		Request for Increase Utility Budget	A			1,124,219	A			1,178,784											
PSD 403/EE-KCF		Request for Increase Utility Budget	A			8,343	A			9,619											
PSD 404/EF-WCF		Request for Increase Utility Budget	A			324,444	A			336,767											
PSD 405/EG-WCCC		Request for Increase Utility Budget	A			251,334	A			256,719											
PSD 406/EH-MCCC		Request for Increase Utility Budget	A			192,631	A			202,967											
PSD 407/EC-OCCC		Request for Increase Utility Budget	A			1,372,899	A			1,448,941											
PSD 408/EI-KCCC		Request for Increase Utility Budget	A			238,732	A			253,057											
PSD 408/EX-WCCC		Request for Increase Utility Budget	A			287,672	A			307,921											
PSD 410/EL-HCI		Request for Increase Utility Budget	A			18,871	A			20,077											
PSD 802/CB-NED		Request for Increase Utility Budget	A			62,211	A			63,630											
PSD 503/CC-SD		Request for Increase Utility Budget	A			23,814	A			24,854											
PSD 812/BB-HPA		Request for Increase Utility Budget	A			6,941	A			7,270											
PSD 900/EA-ADMIN		Request for Increase Utility Budget	A			25,611	A			26,661											
PSD 403/EE-KCF		Request for Increase in HV Gas & Oil Budget	A			24,802	A			29,239											

Department of Public Safety
Budget Decisions

Table 4

Proj ID	Sub-Org	Description of Request	MOF	Initial Department Request FY16			Initial Department Request FY17			Budget & Finance Recommendation FY16			Budget & Finance Recommendation FY17			Governor's Decision FY16			Governor's Decision FY17		
				Pos (P)	Pos (T)	\$\$\$	MOF	Pos (P)	Pos (T)	\$\$\$	Pos (P)	Pos (T)	\$\$\$	Pos (P)	Pos (T)	\$\$\$	Pos (P)	Pos (T)	\$\$\$	Pos (P)	Pos (T)
PSD 404EF-WCF		Request for Increase in MV Gas & Oil Budget	A			10,347	A			11,096											
PSD 405EG-HCCG		Request for Increase in MV Gas & Oil Budget	A			18,420	A			22,213											
PSD 406EH-MCCC		Request for Increase in MV Gas & Oil Budget	A			6,362	A			9,132											
PSD 406EK-WCCC		Request for Increase in MV Gas & Oil Budget	A			6,157	A			7,059											
PSD 402CP-CPS		Request for Increase in MV Gas & Oil Budget	A			24,385	A			28,618											
PSD 502CB-NED		Request for Increase in MV Gas & Oil Budget	A			16,055	A			17,293											
PSD 503CC-SD		Request for Increase in MV Gas & Oil Budget	A			77,543	A			85,850											
PSD 900EA-ADMIN		Request for Increase in MV Gas & Oil Budget	A			6,950	A			10,119											
PSD 402ED-HCF		Microsoft Office 365 Project (Change Lotus Notes)	A			11,695	A			11,695											
PSD 403EE-KCF		Microsoft Office 365 Project (Change Lotus Notes)	A			7,580	A			7,580											
PSD 404EF-WCF		Microsoft Office 365 Project (Change Lotus Notes)	A			6,281	A			6,281											
PSD 405EG-HCCG		Microsoft Office 365 Project (Change Lotus Notes)	A			4,548	A			4,548											
PSD 406EH-MCCC		Microsoft Office 365 Project (Change Lotus Notes)	A			8,013	A			8,013											
PSD 407EC-OCDD		Microsoft Office 365 Project (Change Lotus Notes)	A			11,911	A			11,911											
PSD 408EI-KCCC		Microsoft Office 365 Project (Change Lotus Notes)	A			4,115	A			4,115											
PSD 409EK-WCCC		Microsoft Office 365 Project (Change Lotus Notes)	A			3,465	A			3,465											
PSD 410EL-ISC		Microsoft Office 365 Project (Change Lotus Notes)	A			10,829	A			10,829											
PSD 420CP-CPS		Microsoft Office 365 Project (Change Lotus Notes)	A			13,644	A			13,644											
PSD 421HC-HC		Microsoft Office 365 Project (Change Lotus Notes)	A			18,243	A			18,243											
PSD 502CB-NED		Microsoft Office 365 Project (Change Lotus Notes)	A			2,815	A			2,815											
PSD 503CC-SD		Microsoft Office 365 Project (Change Lotus Notes)	A			17,758	A			17,758											
PSD 912BB-HPA		Microsoft Office 365 Project (Change Lotus Notes)	A			14,727	A			14,727											
PSD 913DA-KCCG		Microsoft Office 365 Project (Change Lotus Notes)	A			2,815	A			2,815											
PSD 908EM-NS		Microsoft Office 365 Project (Change Lotus Notes)	A			1,949	A			1,949											
PSD 909EA-ADMIN		Microsoft Office 365 Project (Change Lotus Notes)	A			1,949	A			1,949											
PSD 403EE-KCF		Request for ACO V As PREA Officer	A	1.00		44,798	A	1.00		77,781											
PSD 404EF-WCF		Request for ACO V As PREA Officer	A	1.00		44,798	A	1.00		77,781											
PSD 405EG-HCCG		Request for ACO V As PREA Officer	A	1.00		44,798	A	1.00		77,781											
PSD 406EH-MCCC		Request for ACO V As PREA Officer	A	1.00		44,798	A	1.00		77,781											
PSD 406EK-WCCC		Request for ACO V As PREA Officer	A	1.00		44,798	A	1.00		77,781											
PSD 402ED-HCF		SNR Relief Factor for Essential Post	A	35.00		668,753	A	35.00		1,684,680											
PSD 403EE-KCF		SNR Relief Factor for Essential Post	A	6.00		170,352	A	6.00		330,652											
PSD 404EF-WCF		SNR Relief Factor for Essential Post	A	11.00		306,604	A	11.00		663,424											
PSD 405EG-HCCG		SNR Relief Factor for Essential Post	A	10.00		283,374	A	10.00		561,620											
PSD 406EH-MCCC		SNR Relief Factor for Essential Post	A	21.00		673,634	A	21.00		1,101,384											
PSD 407EC-OCDD		SNR Relief Factor for Essential Post	A	45.00		1,229,427	A	45.00		2,364,948											
PSD 408EI-KCCC		SNR Relief Factor for Essential Post	A	4.00		117,016	A	4.00		229,860											
PSD 409EK-WCCC		SNR Relief Factor for Essential Post	A	19.00		523,377	A	19.00		1,008,684											
PSD 402ED-HCF		11 ACO Positions for Security Entry	A	11.00		335,795	A	11.00		643,672											
PSD 406EH-MCCC		5 ACO Positions for Security Entry	A	5.00		162,219	A	5.00		291,748											
PSD 407EC-OCDD		5 ACO Positions for Security Entry	A	5.00		162,219	A	5.00		291,748											
PSD 909EA-IDA		Security Screening Equipment Departmentwide	A			663,708	A			139,191											
PSD 402ED-HCF		Furnish Telescoping Boom Lift 60' for Operations Section	A			109,639	A														
PSD 404EF-WCF		1.0 Farm Manager I & 1.0 Groundskeeper I	A	2.00		42,504	A	2.00		84,608											
PSD 405EG-HCCG		6.0 ACO III Positions for HCCG (Main Facility)	A	6.00		183,161	A	6.00		351,094											
PSD 405EG-HCCG		1.0 ACO V Position for Hale Hall	A	1.00		30,527	A	1.00		58,618											
PSD 405EG-HCCG		10.0 ACO III Position for Hospital/Stroke Watch	A	10.00		305,268	A	10.00		585,166											
PSD 406EH-MCCC		1 Office Asst IV assigned to Employee Transactions	A	1.00		23,297	A	1.00		33,364											

Department of Public Safety
Budget Decisions

Table 4

Prog ID	Sub-Org	Description of Request	Initial Department Request FY16				Initial Department Request FY17				Budget & Finance Recommendation FY16			Budget & Finance Recommendation FY17			Governor's Decision FY16			Governor's Decision FY17		
			MOF	Pos (P)	Pos (T)	\$\$\$	MOF	Pos (P)	Pos (T)	\$\$\$	Pos (P)	Pos (T)	\$\$\$	Pos (P)	Pos (T)	\$\$\$	Pos (P)	Pos (T)	\$\$\$	Pos (P)	Pos (T)	\$\$\$
PSD 406/EH - WCCC		Building Maint Worker II	A	1.00		24,108	A	1.00		49,178												
PSD 407/EC - OCCC		Additional Security Staffing for Suicide Watch at OCCC	A	4.00		121,535	A	4.00		232,919												
PSD 407/EC - OCCC		Additional Security Staffing for Transportation at OCCC	A	5.00		151,919	A	5.00		291,148												
PSD 407/EC - OCCC		Fire Alarm Maint Contract	A			160,000	A			160,000												
PSD 408/EI - KCCC		Reestablish Abolished Office Assistant III Position	A	1.00		15,498	A	1.00		30,036												
PSD 408/EX - WCCC		1.0 Building Maintenance Worker II Position	A			26,208	A	1.00		52,416												
PSD 408/EX - WCCC		1.0 Business Services Supervisor I Position	A	1.00		28,467	A	1.00		43,724												
PSD 408/EX - WCCC		1.0 Institution Facilities Superintendent I	A	1.00		26,482	A	1.00		52,964												
PSD 410/EL - ISCD		2.0 Social Worker III, 1.0 Social Worker IV and Social Worker V for the Hawaii Intake Service Center	A	4.00		144,300	A	4.00		237,720												
PSD 410/EL - ISCD		2.0 Human Services Professionals IV for Pre-Trial Case Management	A	2.00		71,830	A	2.00		119,660												
PSD 420/CP - CPS		Sex Offender Treatment & Assessments	A			131,000	A			131,000												
PSD 420/CP - CPS		Additional Inmate Food Supplies & Kosher Food	A			1,989,336	A			2,133,899												
PSD 420/CP - CPS		GED Testing & Distance Learning- Internal Connectivity	A			265,300	A			185,300												
PSD 420/CP - CPS		Residential BA Treatment WCCC	A			60,000	A			60,000												
PSD 420/CP - CPS		POS Female Halfway House Services	A			189,910	A			189,910												
PSD 421/HC - HCD		1.0 Business Office Manager	A	1.00		32,460	A	1.00		64,920												
PSD 421/HC - HCD		Increase Physician Salaries	A			340,000	A			340,000												
PSD 422/CB - NED		Rent Augmentation	A			82,972	A			100,113												
PSD 502/CB - NED		Request Position & Funds for NED Drug Laboratory	A	2.00		152,512	A	2.00		201,400												
PSD 503/CC - SD		Deputy Sheriff for the Oahu 1st Circuit	A	2.00		72,443	A	2.00		116,434												
PSD 503/CC - SD		Vehicle Maintenance & Replacement Program	A			408,000	A			408,000												
PSD 503/CC - SD		Record Management System Maintenance Funds	A			30,000	A			30,000												
PSD 503/CC - SD		Replacement Equipment for Deputy Sheriff	A			74,710	A			74,710												
PSD 812/BB - HPA BC		Funds for Electronic Records & Maintenance System	A			100,000	A			100,000												
PSD 900/EA - ASD		Rent Funds for PSD ADMIN Building (AAFE8)	A				A			1,359,280												
PSD 900/EA - IA		2.0 Investigator V Positions for Internal Affairs (Oahu)	A	2.00		104,250	A	2.00		167,340												
PSD 900/EA - PER		Convert 1.0 Temporary Personnel Clerk IV to Permanent	A	1.00	(1.00)	-	A	1.00	(1.00)	-												
PSD 900/EA - HO		Restore 1.0 Inmate Grievance Specialist and Funds	A	1.00		32,587	A	1.00		53,364												
PSD 900/EA - GIS		1.0 Public Information Officer Position	A	1.00		38,575	A	1.00		64,920												
PSD 900/EA - MIS		2.0 Additional Positions for MIS (1 ITS and 1 IT Technician)	A	2.00		59,734	A	2.00		94,428												
PSD 900/EA - CIP		2.0 Additional Positions for CIP (CIP Assistant & Prog Spch IV)	A	2.00		80,438	A	2.00		97,212												
PSD 900/EA - PC		2.0 Additional Positions for Procurement & Contracts (Purchasing Tech & PC Spch IV)	A	2.00		60,370	A	2.00		86,700												
PSD 900/EA - PER		Funding to Improve Recruitment	A			248,950	A			248,950												
PSD 900/EA - LCO		LCO Operating Funds for PREA Audits	A			47,695	A			35,680												

Department of Public Safety
Proposed Budget Reductions

Table 5

Prog ID	Sub-Org	Description of Reduction	Impact of Reduction	MOF	FY16			FY17			FY15
					Pos (P)	Pos (T)	\$\$\$	Pos (P)	Pos (T)	\$\$\$	Restriction (Y/N)
PSD 502		Reduce 3.0 Revolving Fund Positions	Decrease investigative services	W	(3.00)		\$ (206,577)	(3.00)		\$ (206,577)	N
PSD 502		Delete Prescription Drug Monitoring Grant	No Adverse Impact- Grant Ended	P		(1.00)	\$ (206,161)		(1.00)	\$ (206,161)	N

Department of Public Safety
Proposed Budget Additions

Table 6

Prog ID	Sub-Org	Addition Type	Prog ID Priority	Dept- Wide Priority	Description of Addition	Justification	MOF	FY16			FY17		
								Pos (P)	Pos (T)	\$\$\$	Pos (P)	Pos (T)	\$\$\$
PSD 422		NG	1		Fringe Benefit Increase	Increase Fringe Benefit Rate	W	-	-	\$ 159,122	-	-	\$ 159,122
PSD 502		NG	2		Fringe Benefit Increase	Increase Fringe Benefit Rate	W			\$ 113,133			\$ 133,133
PSD 503		NG	3		Fringe Benefit Increase	Increase Fringe Benefit Rate	U			\$ 122,470			\$ 122,470
PSD 613		NG	1		Fringe Benefit Increase	Increase Fringe Benefit Rate	B			\$ 149,608			\$ 149,608
PSD 420		FF	1		Carl D. Perkins Career & Technical Education	Federal Fund Ceiling	N			\$ 100,000			\$ 100,000
PSD 420		FF	2		Title 1 Part D Program For Neglected & Delinquent Children & Youth	Federal Fund Ceiling	N			\$ 375,000			\$ 375,000
PSD 420		FF	3		RSAT- Project Bridge Expansion	Federal Fund Ceiling	N			\$ 240,989			\$ 240,989
PSD 420		FF	4		Byrne- Bridge Expansion Supplement	Federal Fund Ceiling	N			\$ 275,000			\$ 275,000
PSD 502		FF	1		Domestic Cannabis Eradication Suppression Program	Federal Fund Ceiling	P			\$ 200,000			\$ 200,000
PSD 503		FF	2		Homeland Security Grant	Federal Fund Ceiling	N			\$ 600,000			\$ 600,000
PSD 503		NR	1		Replacement Body Armor	Replacement per BU Agreement (30/year)	A			\$ 45,000			\$ 45,000

Department of Public Safety
 FY15 Restrictions

Table 7

<u>Prog ID</u>	<u>Sub-Org</u>	<u>MOF</u>	<u>Budgeted by Dept</u>	<u>Restriction</u>	<u>Difference Between Budgeted & Restricted</u>	<u>Percent Difference</u>	<u>Impact</u>
PSD 613		A	\$ 450,000	\$ 45,000	\$ 405,000	10.0%	CVCC imposed a reduction in other current expenses to meet this reduction.
PSD 900		A	\$ 14,905,869	\$ 1,490,590	\$ 13,415,279	10.0%	General Administration imposed delay in hire for vacancies and restricted funds for program contract services to meet the 10% reduction in its total program appropriation.

Department of Public Safety
Emergency Appropriation Requests

Table 8

<u>Prog ID</u>	<u>Description of Request</u>	<u>Explanation of Request</u>	<u>MOF</u>	<u>Pos (P)</u>	<u>Pos (T)</u>	<u>\$\$\$</u>
	None					

Department of Public Safety
Expenditures Exceeding Appropriation Ceilings in FY14 and FY15

Table 9

<u>Prog ID</u>	<u>MOF</u>	<u>Date</u>	<u>Appropriation</u>	<u>Amount Exceeding Appropriation</u>	<u>Percent Exceeded</u>	<u>Reason for Exceeding Ceiling</u>	<u>Legal Authority</u>	<u>Recurring (Y/N)</u>	<u>GF Impact (Y/N)</u>
						None			

Department of xxx
Intrdepartmental Transfers in FY14 and FY15

Table 10

<u>Actual or Anticipated Date of Transfer</u>	<u>MOF</u>	<u>Pos (P)</u>	<u>Pos (T)</u>	<u>\$\$\$</u>	<u>From Prog ID</u>	<u>Percent of Program ID Appropriation Transferred From</u>	<u>To Prog ID</u>	<u>Percent of Receiving Program ID Appropriation</u>	<u>Reason for Transfer</u>	<u>Recurring (Y/N)</u>
FY 2014										
1/1/2014	A			\$ (730,000)	PSD 405				-JRI Funding placed under the oversight of the Deputy Director for Corrections	Y
				\$ 730,000			PSD 900			
5/2/2014	A			\$ (387,350)	PSD 402				-Fund transfers to Correctional Facilities	
				\$ (600,000)	PSD 403				were necessary due to anticipated shortage in	
				\$ (389,100)	PSD 410				payroll and higher operational costs.	
				\$ (1,500,000)	PSD 421					
				\$ (2,730,550)	PSD 808					
				\$ 1,305,000			PSD 405			Y
				\$ 1,064,000			PSD 406			Y
				\$ 1,784,000			PSD 407			Y
				\$ 266,000			PSD 408			Y
				\$ 618,000			PSD 409			Y
				\$ 70,000			PSD 502		- Funds for fixed cost shortage (rent & utilities)	N
				\$ 500,000			PSD 900		-Funds for Vehicle Replacement	N
6/30/2014				\$ (275,000)	PSD 407					
				\$ (31,000)	PSD 410					
				\$ (104,000)	PSD 611					
				\$ (134,000)	PSD 612					
				\$ (44,000)	PSD 613					
				\$ 588,000			PSD 421		-Funds were needed to pay for Medicaid Reimbursements to DHS.	N

Department of Public Safety
Active Federal Awards as of December 1, 2014.

Table 11

<u>State Expending Agency</u>	<u>Program ID</u>	<u>Award Number</u>	<u>CFDA Number</u>	<u>Award Description</u>	<u>Awarding Federal Agency</u>	<u>Award Amount</u>	<u>Award Amount Allocated to the Pgm ID in Column B</u>	<u>State Appropriation Symbol</u>	<u>State Fund Match (If Any)</u>	<u>Contact Name</u>	<u>Contact Phone</u>	<u>Contact Email</u>
V1 (PSD)	PSD 502	MOA with DEA	MOA with DEA	Domestic Cannabis Eradication Suppression	Dept. of Justice	\$150,000	\$150,000	S-15-237-V1	None	Keith Kamita	837-8470	Keith.T.Kamita@hawaii.gov
V1 (PSD)	PSD 613	2011-VC-GX-0024	16.576	OVC FY 11 VOCA Victim Compensation Formula Grant	Dept. of Justice	\$385,000	\$385,000	S-14-264-V1	None	Joy Takatsuka	587-1243	Joy.E.Takatsuka@hawaii.gov
V1 (PSD)	PSD 613	2012-VC-GX-0021	16.576	OVC FY 12 VOCA Victim Compensation Formula Grant	Dept. of Justice	\$276,000	\$276,000	S-14-264-V1	None	Joy Takatsuka	587-1243	Joy.E.Takatsuka@hawaii.gov
V1 (PSD)	PSD 613	2013-VC-GX-0048	16.576	OVC FY 13 VOCA Victim Compensation Formula Grant	Dept. of Justice	\$330,000	\$330,000	S-14-264-V1	None	Joy Takatsuka	587-1243	Joy.E.Takatsuka@hawaii.gov
V1 (PSD)	PSD 613	2014-VC-GX-0043	16.576	OVC FY 14 VOCA Victim Compensation Formula Grant	Dept. of Justice	\$150,000	\$150,000	S-15-264-V1	None	Joy Takatsuka	587-1243	Joy.E.Takatsuka@hawaii.gov

Department of Public Safety
Non-General Funds

Table 12

Name of Fund	Purpose	Statutory Reference	MOF	Beginning FY15 Unencumbered Cash Balance	Estimated FY15 Revenues	Estimated FY15 Expenditures and Encumbrances	Estimated FY15 Net Transfers	Estimated FY15 Ending Unencumbered Cash Balance	Balance in Excess of Program Needs
Victim of Crime Act (VOCA) Grant	This account was established to deposit proceeds from the VOCA Grant. The VOCA Grant provides financial assistance and reimbursements to violent crime victims and their surviving family members for the costs associated with being a victim or survivor of a violent crime, and to encourage victim cooperation and participation in the criminal justice system.	Administrative Authority	N	\$ 18,950	\$ 200,000	\$ 200,000		\$ 18,950	0
Correctional Industries Revolving Fund	To establish a comprehensive work program for inmates that provides them with training and work skills that increases their employment prospects after release.	Section 354D-10, HRS.	W	\$ 1,375,327	\$ 7,500,000	\$ 7,500,000		\$ 1,375,327	0
OSCC Inmate Store	The account was established for the purpose of purchasing items to be resold to inmates at the Oahu Community Correctional Center (OSCC).	Section 353-31, HRS.	W	\$ 424	\$ 1,000	\$ 1,000		\$ 424	0
HCF Inmate Store	The account was established for the purpose of purchasing items to be resold to inmates at the Halawa Correctional Facility (HCF).	Section 353-31, HRS.	W	\$ 48,078	\$ 17,000	\$ 17,000		\$ 48,078	0
WCF Inmate Store	The account was established for the purpose of purchasing items to be resold to inmates at the Waiawa Correctional Facility (WCF).	Section 353-31, HRS.	W	\$ 739	\$ 1,000	\$ 1,000		\$ 739	0
CVCC Special Fund	Act 206, SLH 1998 established this account and a system of compensation fees to generate revenue to fund the operation of the Crime Victim Compensation Commission (CVCC).	Act 206, SLH 1998	B	\$ 993,922	\$ 1,000,000	\$ 1,000,000		\$ 993,922	0
Controlled Substance Registration Revolving Fund	This revolving fund was established mainly for the purpose of offsetting the cost of the electronic prescription accountability system, the NED forensic drug laboratory facility, and the registration, investigation, and control of the manufacture, distribution, prescription, and dispensation of controlled substances and regulated chemicals within the State.	Act 268, SLH 1996	W	\$ 697,738	\$ 390,000	\$ 390,000		\$ 697,738	0

Department of Public Safety
Non-General Funds

Table 12

Name of Fund	Purpose	Statutory Reference	MOF	Beginning FY15 Unencumbered Cash Balance	Estimated FY15 Revenues	Estimated FY15 Expenditures and Encumbrances	Estimated FY15 Net Transfers	Estimated FY15 Ending Unencumbered Cash Balance	Balance in Excess of Program Needs
Maui County Grant	Funds are awarded by the Maui County council to the Maui Community Correctional Center (MCCC) as a partnership to enable MCCC inmates to participate in valuable community activities that assist in the reintegration process.	Administrative Authority	S	\$ 186,046	\$ 117,000	\$ 117,000		\$ 186,046	0
Federal Reimbursement Maximization Special Fund	This fund was established to provide a funding source for the department to meet the state match requirement for federal grants and costs associated with maintaining and pursuing federal grants.	Act 172, SLH 2001	B	\$ 1,677,154	\$ 300,000	\$ 300,000		\$ 1,677,154	0
Automated Victim Information & Notification System	This fund was established as the Automated Victim Information & Notification System Special Fund.	ACT 190, SLH 2012	B	\$ 330,504	\$ 273,896	\$ 273,896		\$ 330,504	0
CF/CCC Administrator/Inmate Activity Fund	This account was established to provide a mechanism to deposit funds that can be used for the benefit of all inmates at the facilities.	Section 353-20, HRS	T	\$ 62,050	\$ 15,000	\$ 15,000		\$ 62,050	0
Narcotics Enforcement Agency Trust Account	This trust fund was established for the federal forfeiture proceeds derived directly or indirectly from or realized through unlawful activities.	Section 329-55 & Chapter 712A, HRS	T	\$ 1,015,249	\$ 100,000	\$ 100,000		\$ 1,015,249	0
Drug Law Enforcement Equipment Procurement Project Fund	The National Defense Authorization Act of 1993, Section 1122, established a requirement that the Department of Defense develop procedures enable State and Local governments to purchase law enforcement equipment suitable for counter drug activities through the federal procurement. This account was established to temporarily hold funds collected from the State and other agencies until ordered goods are received and paid.	National Defense Authorization Act of 1993	T	\$ 30,303	\$ 150,000	\$ 150,000		\$ 30,303	0
Temporary Deposits - Payroll Assignment	This trust account was established for the collection of salary overpayments made to individuals on Leave Without Pay or no longer employed by the Department. The intent is to identify the individuals and to collect payroll overpayment in a timely manner.	Section 331 of the State Accounting Manual	T	\$ 907,657	\$ 22,000	\$ 22,000		\$ 907,657	0
Narcotics Enforcement Agency Trust Account - State	This trust fund was established for the state forfeiture proceeds derived directly or indirectly from or realized through unlawful activities.	Section 329-55 & Chapter 712A, HRS	T	\$ 39,176	\$ 1,000	\$ 1,000		\$ 39,176	0

Department of Public Safety
Non-General Funds

Table 12

<u>Name of Fund</u>	<u>Purpose</u>	<u>Statutory Reference</u>	<u>MOF</u>	<u>Beginning FY15 Unencumbered Cash Balance</u>	<u>Estimated FY15 Revenues</u>	<u>Estimated FY15 Expenditures and Encumbrances</u>	<u>Estimated FY15 Net Transfers</u>	<u>Estimated FY15 Ending Unencumbered Cash Balance</u>	<u>Balance in Excess of Program Needs</u>
Gifts to the Department of Public Safety	This account was established to deposit any gift money given to the Department of Public Safety and expended in accordance with the law and any terms and conditions that may pertain to the gift.	Section 353-32 HRS	T	\$ 7,667		\$ 1,000		\$ 6,667	0
Victim Restitution Trust Fund	This account was established as part of a Pilot Project in accordance with Section 353-22.6, HRS, Victim Restitution.	Administrative Authority	T	\$ 153,461	\$ 250,000	\$ 250,000		\$ 153,461	0
Prisoner's Trust Account	The account was established to deposit moneys earned by a committed person, moneys given by family, and other authorized sources. The Department maintains an individual ledger account for each committed person and issues statements showing credits and debits.	Section 353-20, HRS	T	\$ 1,246,538	\$ 4,500,000	\$ 4,500,000		\$ 1,246,538	0

Department of Public Safety
Vacancy Report as of November 30, 2014

Table 13

Prog ID	Sub-Org	Date of Vacancy	Expected Fill Date	Position Number	Position Title	Exempt (Y/N)	SR Level	BU Code	Perm. Temp. (P/T)	FTE	MOF	Budgeted Amount	Actual Salary Last Paid	Authority to Hire (Y/N)	Occupied by 89 Day Hire (Y/N)	# of 89 Hire Appts	Describe if Filled by other Means	Priority # to Retain
PSD 402	ED	12/17/12	01/31/15	038221	HUMAN SERVICES PROFESSIONAL IV	C	SR-22	13	P	1.00	A	49,332	49,332	Y	N			
PSD 402	ED	02/14/13	01/31/15	38311	WAREHOUSE WORKER	C	BC-04	01	P	1.00	A	35,544		Y	N		TA	1
PSD 402	ED	09/30/13	01/31/15	038287	OFFICE ASSISTANT III	C	SR-08	03	P	1.00	A	39,480	41,040	Y	N		TA	1
PSD 402	ED	09/30/13	01/31/15	035032	PERSONNEL CLERK IV	C	SR-11	03	P	1.00	A	37,968	39,480	Y	N		TA	1
PSD 402	ED	01/10/14	01/31/15	121124	SOCIAL WORKER IV	C	SR-22	13	P	1.00	A	50,372		Y	N			
PSD 402	ED	05/02/14	01/31/15	034250	ADULT CORRECTIONS OFFICER III	C	CO-06	10	P	1.00	A	43,404	46,692	Y	N			1
PSD 402	ED	05/15/14	01/31/15	034547	ADULT CORRECTIONS OFFICER III	C	CO-06	10	P	1.00	A	43,404	48,576	Y	N			1
PSD 402	ED	05/15/14	01/31/15	025533	HUMAN SERVICES PROFESSIONAL IV	C	SR-22	13	P	1.00	A	55,500	57,720	Y	N		TA	1
PSD 402	ED	05/16/14	01/31/15	038383	OFFICE ASSISTANT IV	C	SR-10	03	P	1.00	A	30,036	31,212	Y	N		TA	1
PSD 402	ED	06/02/14	01/31/15	036173	ADULT CORRECTIONS OFFICER III	C	CO-06	10	P	1.00	A	43,404	46,692	Y	N			1
PSD 402	ED	06/02/14	01/31/15	038113	ADULT CORRECTIONS OFFICER III	C	CO-06	10	P	1.00	A	43,404	46,692	Y	N			1
PSD 402	ED	06/14/14	01/31/15	038381	OFFICE ASSISTANT III	C	SR-08	03	P	1.00	A	25,668	25,668	Y	N			1
PSD 402	ED	07/01/14	01/31/15	037991	ADULT CORRECTIONS OFFICER III	C	CO-06	10	P	1.00	A	43,404	43,224	Y	N			1
PSD 402	ED	07/27/14	01/31/15	037810	ADULT CORRECTIONS OFFICER RECRUIT	C	CO-04	10	P	1.00	A	43,404	44,928	Y	N			1
PSD 402	ED	08/14/14	10/31/15	121403	ADULT CORRECTIONS OFFICER RECRUIT	C	CO-04	10	P	1.00	A	24,736	-	Y	N			1
PSD 402	ED	08/14/14	01/31/15	121404	ADULT CORRECTIONS OFFICER RECRUIT	C	CO-04	10	P	1.00	A	24,736	-	Y	N			1
PSD 402	ED	08/14/14	01/31/15	121405	ADULT CORRECTIONS OFFICER RECRUIT	C	CO-04	10	P	1.00	A	24,736	-	Y	N			1
PSD 402	ED	08/14/14	01/31/15	121406	ADULT CORRECTIONS OFFICER RECRUIT	C	CO-04	10	P	1.00	A	24,736	-	Y	N			1
PSD 402	ED	08/14/14	01/31/15	121407	ADULT CORRECTIONS OFFICER RECRUIT	C	CO-04	10	P	1.00	A	24,736	-	Y	N			1
PSD 402	ED	08/14/14	01/31/15	121408	ADULT CORRECTIONS OFFICER RECRUIT	C	CO-04	10	P	1.00	A	24,736	-	Y	N			1
PSD 402	ED	08/14/14	01/31/15	121409	ADULT CORRECTIONS OFFICER RECRUIT	C	CO-04	10	P	1.00	A	24,736	-	Y	N			1
PSD 402	ED	08/14/14	01/31/15	121410	ADULT CORRECTIONS OFFICER RECRUIT	C	CO-04	10	P	1.00	A	24,736	-	Y	N			1
PSD 402	ED	08/14/14	01/31/15	121411	ADULT CORRECTIONS OFFICER RECRUIT	C	CO-04	10	P	1.00	A	24,736	-	Y	N			1
PSD 402	ED	08/14/14	01/31/15	121412	ADULT CORRECTIONS OFFICER RECRUIT	C	CO-04	10	P	1.00	A	24,736	-	Y	N			1
PSD 402	ED	08/29/14	01/31/15	032203	LAUNDRY MANAGER	C	F1-03	02	P	1.00	A	38,592	41,748	Y	N		TA	1
PSD 402	ED	09/17/14	01/31/15	038137	ADULT CORRECTIONS OFFICER RECRUIT	C	CO-04	10	P	1.00	A	50,904	44,928	Y	N			1
PSD 402	ED	09/30/14	01/31/15	25474	ADULT CORRECTIONS OFFICER VI	C	CO-10	90	P	1.00	A	65,388		Y	N			1
PSD 402	ED	09/30/14	01/31/15	32208	GROUPS MAINTENANCE SUPVR II	C	F2-03	02	P	1.00	A	40,284	42,732	Y	N		TA	1
PSD 402	ED	09/30/14	01/31/15	38147	GROUNDKEEPER II	C	WS-02	01	P	1.00	A	35,544		Y	N			1
PSD 402	ED	09/30/14	01/31/15	38148	GROUNDKEEPER II	C	WS-02	01	P	1.00	A	35,544	36,972	Y	N			1
PSD 402	ED	10/06/14	01/31/15	37822	ADULT CORRECTIONS OFFICER RECRUIT	C	CO-04	10	P	1.00	A	43,404	48,576	Y	N			1
PSD 402	ED	11/10/14	01/31/15	38143	JANITOR III	C	WS-02	01	P	1.00	A	35,544	37,716	Y	N			1
PSD 402	ED	11/30/14	03/31/15	37935	ADULT CORRECTIONS OFFICER V	C	CO-09	20	P	1.00	A	62,676	70,692	Y	N		TA	1
					TOTAL					33.00		1,239,564	844,620					
PSD 403	EE	07/01/13	02/28/15	036129	ADULT CORRECTIONS OFFICER III	C	CO-06	10	P	1.00	A	40,164	-	Y	N			1
PSD 403	EE	07/01/13	01/31/15	034518	GENERAL MAINTENANCE SUPERVISOR I	C	WS-11	01	P	1.00	A	50,856	30,780	Y	N			1
PSD 403	EE	07/01/13	01/31/15	027926	HEAVY EQUIPMENT WORKING SUPVR	C	ws-10	01	P	1.00	A	48,960	29,640	Y	Y	1		1
PSD 403	EE	07/01/13	01/31/15	045551	OFFICE ASSISTANT III	C	SR-08	03	P	1.00	A	28,836	-	Y	N			1
PSD 403	EE	07/01/13	01/31/15	037032	SOCIAL WORKER IV	C	SR-22	13	P	1.00	A	53,352	-	Y	N			1
PSD 403	EE	07/18/14	02/28/15	033861	ADULT CORRECTIONS OFFICER RECRUIT	C	CO-04	10	P	1.00	A	43,404	44,928	Y	N			1
PSD 403	EE	07/24/14	01/31/15	031260	SECRETARY II	C	SR-14	03	P	1.00	A	33,756	33,720	Y	N			1
PSD 403	EE	08/26/14	02/28/15	036123	ADULT CORRECTIONS OFFICER III	C	CO-06	10	P	1.00	A	45,108	50,676	Y	N			1
PSD 403	EE	09/16/14	03/31/15	026585	ADULT CORRECTIONS OFFICER IV	C	CO-08	10	P	1.00	A	48,948	56,664	Y	N			1
					TOTAL					9.00		393,384	246,408					
PSD 404	EF	07/11/05	02/28/15	51765	ADULT CORRECTIONS OFFICER III	C	CO-06	10	P	1.00	A	43,404		Y	N		TA	1
PSD 404	EF	01/01/14	01/31/15	053337	BUILDING MAINTENANCE WORKER II	C	WS-09	01	P	1.00	A	47,268	48,216	Y	N		TA	1
PSD 404	EF	02/03/14	02/28/15	118635	ADULT CORRECTIONS OFFICER III	C	CO-06	10	P	1.00	A	43,404	46,692	Y	N			1
PSD 404	EF	05/22/14	02/28/15	036442	ADULT CORRECTIONS OFFICER III	C	CO-06	10	P	1.00	A	43,404	46,692	Y	N			1
PSD 404	EF	06/20/14	02/28/15	118634	ADULT CORRECTIONS OFFICER III	C	CO-06	10	P	1.00	A	43,404	46,692	Y	N			1
PSD 404	EF	08/26/14	02/28/15	051767	ADULT CORRECTIONS OFFICER III	C	CO-06	10	P	1.00	A	43,404	48,576	Y	N			1
PSD 404	EF	09/01/14	01/31/15	036439	ADULT CORRECTIONS OFFICER RECRUIT	C	CO-04	10	P	1.00	A	43,404	48,576	Y	N			1
PSD 404	EF	09/30/14	01/31/15	36459	SECRETARY II	C	SR-14	63	P	1.00	A	41,040	33,792	Y	N			1
PSD 404	EF	10/21/14	02/28/15	51763	ADULT CORRECTIONS OFFICER RECRUIT	C	CO-04	10	P	1.00	A	43,404	48,576	Y	N			1
PSD 404	EF	10/22/14	02/28/15	51768	ADULT CORRECTIONS OFFICER III	C	CO-06	10	P	1.00	A	43,404	48,576	Y	N			1
PSD 404	EF	11/16/14	02/28/15	53314	ADULT CORRECTIONS OFFICER RECRUIT	C	CO-04	10	P	1.00	A	43,404	44,928	Y	N			1
					TOTAL					11.00		478,944	461,316					
PSD 405	EG	11/01/13	01/31/15	025997	BUILDING MAINTENANCE WORKER I	C	BC-09	01	P	1.00	A	44,544	45,432	Y	N			1
PSD 405	EG	12/02/13	01/31/15	025985	CORRECTIONS SUPERVISOR I	C	SR-24	13	P	1.00	A	60,024	62,424	Y	N		TA	1
PSD 405	EG	02/03/14	01/31/15	042622	OFFICE ASSISTANT III	C	SR-08	03	P	1.00	A	28,836	30,036	Y	N			1
PSD 405	EG	03/27/14	02/28/15	118650	ADULT CORRECTIONS OFFICER III	C	CO-06	10	P	1.00	A	43,404	46,692	Y	N			1
PSD 405	EG	05/27/14	02/28/15	025994	ADULT CORRECTIONS OFFICER RECRUIT	C	CO-04	10	P	1.00	A	10,851	43,224	Y	N			1

Department of Public Safety
Vacancy Report as of November 30, 2014

Table 13

Prog ID	Sub-Org	Date of Vacancy	Expected Fill Date	Position Number	Position Title	Exempt (Y/N)	SR Level	BU Code	Perm. Temp. (P/T)	FTE	MOF	Budgeted Amount	Actual Salary Last Paid	Authority to Hire (Y/N)	Occupied by 89 Day Hire (Y/N)	# of 89 Hire Appts	Describe if Filled by other Means	Priority # to Retain
PSD 405	EG	06/01/14	01/31/15	036782	HUMAN SERVICES PROFESSIONAL III	C	SR-20	13	P	1.00	A	42,132	43,812	Y	N			1
PSD 405	EG	06/18/14	02/28/15	049845	ADULT CORRECTIONS OFFICER III	C	CO-06	10	P	1.00	A	46,948	52,692	Y	N			1
PSD 405	EG	06/22/14	02/28/15	025973	ADULT CORRECTIONS OFFICER III	C	CO-06	10	P	1.00	A	43,404	46,692	Y	N			1
PSD 405	EG	06/24/14	02/28/15	036172	ADULT CORRECTIONS OFFICER III	C	CO-06	10	P	1.00	A	10,851	48,576	Y	N			1
PSD 405	EG	07/18/14	02/28/15	118648	ADULT CORRECTIONS OFFICER RECRUIT	C	CO-04	10	P	1.00	A	45,108	48,576	Y	N			1
PSD 405	EG	07/29/14	05/31/15	25991	ADULT CORRECTIONS OFFICER RECRUIT	C	CO-04	10	P	1.00	A	43,404	43,224	Y	N			1
PSD 405	EG	07/31/14	05/31/15	038523	ADULT CORRECTIONS OFFICER III	C	CO-06	10	P	1.00	A	50,904	54,900	Y	N			1
PSD 405	EG	07/31/14	01/31/15	042621	OFFICE ASSISTANT III	C	SR-08	03	P	1.00	A	35,064	37,980	Y	N			1
PSD 405	EG	08/18/14	05/31/15	051409	ADULT CORRECTIONS OFFICER III	C	CO-06	10	P	1.00	A	43,404	48,576	Y	N			1
PSD 405	EG	09/11/14	01/31/15	121435	LAUNDRY WORKER II	C	WS-03	01	P	1.00	A	38,348	38,052	Y	N			1
PSD 405	EG	09/16/14	03/31/15	029561	ADULT CORRECTIONS OFFICER IV	C	CO-08	10	P	1.00	A	55,320	57,264	Y	N		TA	1
PSD 405	EG	10/26/14	05/31/15	51437	ADULT CORRECTIONS OFFICER III	C	CO-06	10	P	1.00	A	43,404	48,576	Y	N			1
PSD 405	EG	11/16/14	03/31/15	49853	ADULT CORRECTIONS OFFICER IV	C	CO-08	10	P	1.00	A	60,072	57,264	Y	N		TA	1
					TOTAL					18.00		748,022	853,992					
PSD 406	EH	07/15/13	02/28/15	031580	ADULT CORRECTIONS OFFICER III	C	CO-06	10	P	1.00	A	43,404	44,796	Y	N			1
PSD 406	EH	08/02/13	01/31/15	118807	HUMAN SERVICES PROFESSIONAL IV	C	SR-22	13	P	1.00	A	54,392		Y	N			1
PSD 406	EH	10/07/13	01/31/15	037249	OFFICE ASSISTANT III	C	SR-08	03	P	1.00	A	39,480	41,040	Y	N			1
PSD 406	EH	11/15/13	01/31/15	048905	OFFICE ASSISTANT IV	C	SR-10	03	P	1.00	A	32,424	33,756	Y	N			1
PSD 406	EH	12/24/13	02/28/15	048392	ADULT CORRECTIONS OFFICER RECRUIT	C	CO-04	10	P	1.00	A	26,220	43,092	Y	N			1
PSD 406	EH	01/31/14	01/31/15	049277	HUMAN SERVICES PROFESSIONAL III	C	SR-20	13	P	1.00	A	42,132	43,812	Y	N			1
PSD 406	EH	02/01/14	01/31/15	028817	BUILDING MAINTENANCE WORKER I	C	BC-09	01	P	1.00	A	44,544	45,432	Y	N			1
PSD 406	EH	02/18/14	01/31/15	049278	SOCIAL WORKER IV	C	SR-22	13	P	1.00	A	53,352	55,488	Y	N			1
PSD 406	EH	06/19/14	01/31/15	051673	ADULT CORRECTIONS OFFICER VI	C	CO-10	10	P	1.00	A	60,072	67,680	Y	N		TA	1
PSD 406	EH	07/08/14	02/28/15	048397	ADULT CORRECTIONS OFFICER III	C	CO-06	10	P	1.00	A	43,404	48,576	Y	N			1
PSD 406	EH	08/02/14	02/28/15	048399	ADULT CORRECTIONS OFFICER RECRUIT	C	CO-04	10	P	1.00	A	43,404	44,928	Y	N			1
PSD 406	EH	09/01/14	02/28/15	048372	ADULT CORRECTIONS OFFICER RECRUIT	C	CO-04	10	P	1.00	A	43,404	44,928	Y	N			1
PSD 406	EH	09/19/14	05/31/15	48361	ADULT CORRECTIONS OFFICER III	C	CO-06	10	P	1.00	A	45,108	50,676	Y	N			1
PSD 406	EH	09/22/14	01/31/15	047201	ADULT CORRECTIONS OFFICER RECRUIT	C	CO-04	10	P	1.00	A	45,108	44,928	Y	N			1
PSD 406	EH	09/25/14	05/31/15	34803	ADULT CORRECTIONS OFFICER III	C	CO-06	10	P	1.00	A	43,404	48,576	Y	N			1
PSD 406	EH	10/06/14	05/31/15	48364	ADULT CORRECTIONS OFFICER III	C	CO-06	10	P	1.00	A	43,404	48,576	Y	N			1
PSD 406	EH	10/18/14	05/31/15	55239	ADULT CORRECTIONS OFFICER RECRUIT	C	CO-04	10	P	1.00	A	43,404	44,928	Y	N			1
PSD 406	EH	11/16/14	05/31/15	45581	ADULT CORRECTIONS OFFICER III	C	CO-06	10	P	1.00	A	43,404	48,576	Y	N			1
					TOTAL					18.00		790,064	799,788					
PSD 406	EH	03/16/92	05/31/15	046350	ADULT CORRECTIONS OFFICER RECRUIT	C	CO-04	10	T	-	S	43,404	18,444	Y	N			1
PSD 406	EH	01/18/00	05/31/15	055245	ADULT CORRECTIONS OFFICER RECRUIT	C	CO-04	10	T	-	S	43,404	-	Y	N			1
PSD 406	EH	01/18/00	05/31/15	055246	ADULT CORRECTIONS OFFICER RECRUIT	C	CO-04	10	T	-	S	43,404	-	Y	N			1
					TOTAL					-		130,212	18,444					
PSD 407	EC	08/02/11	01/31/15	037172	OFFICE ASSISTANT III	C	SR-08	03	P	1.00	A	26,700	25,368	Y	N			1
PSD 407	EC	04/30/12	01/31/15	046423	BUILDING MAINTENANCE HELPER	C	BC-05	01	P	1.00	A	36,960	36,960	Y	N			1
PSD 407	EC	04/14/13	03/31/15	022577	ADULT CORRECTIONS OFFICER IV	C	CO-08	10	P	1.00	A	48,948	48,948	Y	N		TA	1
PSD 407	EC	04/14/13	03/31/15	026234	ADULT CORRECTIONS OFFICER IV	C	CO-08	10	P	1.00	A	48,948	55,320	Y	N		TA	1
PSD 407	EC	04/14/13	03/31/15	031132	ADULT CORRECTIONS OFFICER IV	C	CO-08	10	P	1.00	A	48,948	48,948	Y	N		TA	1
PSD 407	EC	06/15/13	03/31/15	026235	ADULT CORRECTIONS OFFICER IV	C	CO-08	10	P	1.00	A	55,320	57,096	Y	N		TA	1
PSD 407	EC	09/19/13	01/31/15	112670	ADULT CORRECTIONS OFFICER III	C	CO-06	10	P	1.00	A	43,404	44,796	Y	N			1
PSD 407	EC	09/19/13	01/31/15	112673	ADULT CORRECTIONS OFFICER III	C	CO-06	10	P	1.00	A	43,404	46,692	Y	N			1
PSD 407	EC	09/19/13	01/31/15	117992	ADULT CORRECTIONS OFFICER III	C	CO-06	10	P	1.00	A	43,404	46,692	Y	N			1
PSD 407	EC	12/13/13	01/31/15	051712	ADULT CORRECTIONS OFFICER III	C	CO-06	10	P	1.00	A	43,404	46,548	Y	N			1
PSD 407	EC	01/15/14	01/31/15	002319	SOCIAL WORKER III	C	SR-20	13	P	1.00	A	37,132	47,400	Y	N			1
PSD 407	EC	01/29/14	03/31/15	031755	ADULT CORRECTIONS OFFICER V	C	CO-09	10	P	1.00	A	62,676	67,680	Y	N			1
PSD 407	EC	02/03/14	03/31/15	031141	ADULT CORRECTIONS OFFICER IV	C	CO-08	10	P	1.00	A	55,320	59,688	Y	N		TA	1
PSD 407	EC	03/31/14	01/31/15	035608	ADULT CORRECTIONS OFFICER III	C	CO-06	10	P	1.00	A	50,904	54,900	Y	N			1
PSD 407	EC	03/31/14	01/31/15	046667	BUILDING MAINTENANCE SUPERVISOR I	C	F1-09	02	P	1.00	A	49,536	51,516	Y	N		TA	1
PSD 407	EC	04/16/14	01/31/15	032122	OFFICE ASSISTANT III	C	SR-08	03	P	1.00	A	26,700	27,756	Y	N			1
PSD 407	EC	04/16/14	01/31/15	034421	SOCIAL WORKER III	C	SR-20	13	P	1.00	A	42,132	43,812	Y	N			1
PSD 407	EC	05/01/14	01/31/15	038785	SECRETARY II	C	SR-14	03	P	1.00	A	44,412	46,176	Y	N			1
PSD 407	EC	05/14/14	01/31/15	012823	ADULT CORRECTIONS OFFICER III	C	CO-06	10	P	1.00	A	45,108	50,676	Y	N			1
PSD 407	EC	05/16/14	01/31/15	051716	BUILDING MAINTENANCE WORKER II	C	WS-09	01	P	1.00	A	47,268	49,176	Y	N		TA	1
PSD 407	EC	06/02/14	03/31/15	038665	ADULT CORRECTIONS OFFICER IV	C	CO-08	10	P	1.00	A	48,948	52,692	Y	N		TA	1
PSD 407	EC	06/30/14	03/31/15	032719	ADULT CORRECTIONS OFFICER IV	C	CO-08	10	P	1.00	A	55,320	59,688	Y	N		TA	1
PSD 407	EC	07/13/14	01/31/15	030788	ADULT CORRECTIONS OFFICER III	C	CO-06	10	P	1.00	A	40,164	48,576	Y	N			1
PSD 407	EC	07/18/14	01/31/15	117998	ADULT CORRECTIONS OFFICER III	C	CO-06	10	P	1.00	A	43,404	48,576	Y	N			1

Department of Public Safety
 Vacancy Report as of November 30, 2014

Table 13

Prog ID	Sub-Org	Date of Vacancy	Expected Fill Date	Position Number	Position Title	Exempt (Y/N)	SR Level	BU Code	Perm. Temp. (P/T)	FTE	MOF	Budgeted Amount	Actual Salary Last Paid	Authority to Hire (Y/N)	Occupied by 89 Day Hire (Y/N)	# of 89 Hrs. Appts	Describe if Filled by other Means	Priority # to Retain
PSD 407	EC	09/17/14	01/31/15	121447	ADULT CORRECTIONS OFFICER RECRUIT	C	CO-04	10	P	1.00	A	24,216	-	Y	N			1
PSD 407	EC	09/17/14	01/31/15	121448	ADULT CORRECTIONS OFFICER RECRUIT	C	CO-04	10	P	1.00	A	24,216	-	Y	N			1
PSD 407	EC	09/17/14	01/31/15	121449	ADULT CORRECTIONS OFFICER RECRUIT	C	CO-04	10	P	1.00	A	24,216	-	Y	N			1
PSD 407	EC	09/17/14	01/31/15	121450	ADULT CORRECTIONS OFFICER RECRUIT	C	CO-04	10	P	1.00	A	24,216	-	Y	N			1
PSD 407	EC	09/17/14	01/31/15	121451	ADULT CORRECTIONS OFFICER RECRUIT	C	CO-04	10	P	1.00	A	24,216	-	Y	N			1
PSD 407	EC	09/17/14	01/31/15	121452	ADULT CORRECTIONS OFFICER RECRUIT	C	CO-04	10	P	1.00	A	24,216	-	Y	N			1
PSD 407	EC	09/19/14	01/31/15	025518	ADULT CORRECTIONS OFFICER III	C	CO-06	10	P	1.00	A	43,404	48,576	Y	N			1
PSD 407	EC	09/23/14	01/31/15	034260	ADULT CORRECTIONS OFFICER III	C	CO-06	10	P	1.00	A	43,404	48,576	Y	N			1
PSD 407	EC	09/29/14	01/31/15	036169	ADULT CORRECTIONS OFFICER III	C	CO-06	10	P	1.00	A	43,404	48,576	Y	N			1
PSD 407	EC	09/30/14	01/31/15	46424	BUILDING MAINTENANCE HELPER	C	BC-05	01	P	1.00	A	36,960	39,228	Y	N			1
PSD 407	EC	10/10/14	03/31/15	31143	ADULT CORRECTIONS OFFICER IV	C	CO-08	10	P	1.00	A	48,948	57,264	Y	N		TA	1
PSD 407	EC	10/31/14	02/28/14	36176	ADULT CORRECTIONS OFFICER III	C	CO-06	10	P	1.00	A	50,904	54,900	Y	N			1
PSD 407	EC	10/31/14	01/31/15	46668	STOREKEEPER I	C	SR-11	03	P	1.00	A	28,836	29,988	Y	N			1
PSD 407	EC	11/02/14	01/31/15	34117	JANITOR SUPERVISOR I	C	FI-02	02	P	1.00	A	36,684	39,684	Y	N			1
PSD 407	EC	11/03/14	01/31/15	36152	ADULT CORRECTIONS OFFICER RECRUIT	C	CO-04	10	P	1.00	A	43,404	48,576	Y	N			1
PSD 407	EC	11/16/14	03/31/15	32717	ADULT CORRECTIONS OFFICER IV	C	CO-08	10	P	1.00	A	55,320	62,172	Y	N		TA	1
PSD 407	EC	11/16/14	03/31/15	32724	ADULT CORRECTIONS OFFICER IV	C	CO-08	10	P	1.00	A	48,948	57,264	Y	N		TA	1
PSD 407	EC	11/16/14	03/31/15	34612	ADULT CORRECTIONS OFFICER IV	C	CO-08	10	P	1.00	A	48,948	57,264	Y	N		TA	1
PSD 407	EC	11/16/14	01/31/15	34592	CORRECTIONS SUPERVISOR I	C	SR-24	23	P	1.00	A	48,048	64,920	Y	N		TA	1
					TOTAL					43.00		1,810,972	1,822,668					
PSD 408	EI	01/07/14	01/31/15	028409	BUILDING MAINTENANCE HELPER	C	BC-05	01	P	1.00	A	36,960	37,704	Y	Y	1		1
PSD 408	EI	02/07/14	02/28/15	113256	ADULT CORRECTIONS OFFICER III	C	CO-06	10	P	1.00	A	43,404	46,692	Y	N			1
PSD 408	EI	06/26/14	02/28/15	028369	ADULT CORRECTIONS OFFICER III	C	CO-06	10	P	1.00	A	43,404	48,576	Y	N			1
PSD 408	EI	08/22/14	01/31/15	121131	ADULT CORRECTIONS OFFICER RECRUIT	C	CO-04	10	P	1.00	A	46,932	44,928	Y	N			1
PSD 408	EI	09/30/14	03/31/15	49896	ADULT CORRECTIONS OFFICER IV	C	CO-08	10	P	1.00	A	48,948		Y	N			1
					TOTAL					5.00		219,648	177,900					
PSD 409	EK	01/17/13	01/31/15	045547	OFFICE ASSISTANT IV	C	SR-10	03	P	1.00	A	31,212	31,212	Y	N			1
PSD 409	EK	02/23/13	02/28/15	049922	ADULT CORRECTIONS OFFICER III	C	CO-06	10	P	1.00	A	43,404	43,404	Y	N			1
PSD 409	EK	03/10/13	02/28/15	036234	ADULT CORRECTIONS OFFICER III	C	CO-06	10	P	1.00	A	43,404	43,404	Y	N			1
PSD 409	EK	04/14/13	02/28/15	034508	ADULT CORRECTIONS OFFICER III	C	CO-06	10	P	1.00	A	43,404	43,404	Y	N			1
PSD 409	EK	05/31/13	01/31/15	038727	LAUNDRY WORKER II	C	WS-03	01	P	1.00	A	36,576	36,576	Y	N			1
PSD 409	EK	07/12/13	01/31/15	118808	SOCIAL WORKER IV	C	SR-22	13	P	1.00	A	54,392		Y	N			1
PSD 409	EK	08/11/13	02/28/15	036247	ADULT CORRECTIONS OFFICER III	C	CO-06	10	P	1.00	A	43,404	44,796	Y	N			1
PSD 409	EK	10/01/13	02/28/15	053089	ADULT CORRECTIONS OFFICER III	C	CO-06	10	P	1.00	A	40,164	44,796	Y	N			1
PSD 409	EK	02/03/14	02/28/15	049936	ADULT CORRECTIONS OFFICER III	C	CO-06	10	P	1.00	A	43,404	46,692	Y	N			1
PSD 409	EK	02/14/14	02/28/15	037836	ADULT CORRECTIONS OFFICER III	C	CO-06	10	P	1.00	A	40,164	46,692	Y	N			1
PSD 409	EK	02/24/14	01/31/15	051676	PERSONNEL CLERK III	C	SR-09	03	P	1.00	A	26,707	26,700	Y	N			1
PSD 409	EK	05/30/14	01/31/15	016042	MANAGING ACO III	C	EM-05	35	P	1.00	A	73,284	76,212	Y	N			1
PSD 409	EK	09/09/14	05/31/15	034500	ADULT CORRECTIONS OFFICER III	C	CO-06	10	P	1.00	A	43,404	43,404	Y	N			1
PSD 409	EK	11/09/14	01/31/15	35628	ADULT CORRECTIONS OFFICER VI	C	CO-10	90	P	1.00	A	43,686	74,052	Y	N			1
PSD 409	EK	11/16/14	03/31/15	53079	ADULT CORRECTIONS OFFICER IV	C	CO-08	10	P	1.00	A	48,948	57,264	Y	N			1
PSD 409	EK	11/28/14	01/31/15	30874	CORRECTIONS SUPERVISOR I	C	SR-24	23	P	1.00	A	73,044	78,996	Y	N			1
					TOTAL					16.00		728,601	737,604					
PSD 409	EK	08/23/00	05/31/15	111120	ADULT CORRECTIONS OFFICER RECRUIT	C	CO-04	10	T	-	A	40,164		Y	N			1
					TOTAL					-		40,164						
PSD 410	EL	08/28/13	01/31/15	120988	HUMAN SERVICES PROFESSIONAL IV	C	SR-22	13	P	1.00	A	49,332		Y	N			1
PSD 410	EL	12/20/13	01/31/15	034597	HUMAN SERVICES PROFESSIONAL III	C	SR-20	13	P	1.00	A	49,332	51,300	Y	N			1
PSD 410	EL	01/27/14	01/31/15	031280	OFFICE ASSISTANT III	C	SR-08	03	P	1.00	A	25,668	26,700	Y	Y	5		1
PSD 410	EL	04/12/14	01/31/15	037739	OFFICE ASSISTANT III	C	SR-08	03	P	1.00	A	25,668	26,700	Y	N			1
PSD 410	EL	04/16/14	01/31/15	112396	HUMAN SERVICES PROFESSIONAL IV	C	SR-22	13	P	1.00	A	20,900	55,488	Y	N			1
PSD 410	EL	04/25/14	01/31/15	031285	HUMAN SERVICES PROFESSIONAL IV	C	SR-22	13	P	1.00	A	45,576	47,400	Y	N			1
PSD 410	EL	05/01/14	01/31/15	034598	SOCIAL WORKER III	C	SR-20	13	P	1.00	A	42,132	43,812	Y	N			1
PSD 410	EL	05/09/14	01/31/15	116340	SOCIAL SERVICE AIDE III	C	SR-09	03	P	1.00	A	33,756	37,968	Y	Y	1		1
PSD 410	EL	06/23/14	01/31/15	055213	HUMAN SERVICES PROFESSIONAL III	C	SR-20	13	P	1.00	A	42,132	43,812	Y	N			1
PSD 410	EL	09/03/14	01/31/15	031296	HUMAN SERVICES PROFESSIONAL III	C	SR-20	13	P	1.00	A	45,576	51,300	Y	N			1
PSD 410	EL	09/18/14	01/31/15	34596	HUMAN SERVICES PROFESSIONAL V	C	SR-24	23	P	1.00	A	67,488	75,960	Y	N			1
PSD 410	EL	10/19/14	01/31/15	31281	SOCIAL WORKER III	C	SR-20	13	P	1.00	A	45,576	51,300	Y	N			1
PSD 410	EL	10/22/14	01/31/15	112651	HUMAN SERVICES PROFESSIONAL IV	C	SR-22	13	P	1.00	A	42,132	62,424	Y	N			1
PSD 410	EL	11/01/14	01/31/15	31445	HUMAN SERVICES PROFESSIONAL IV	C	SR-22	13	P	1.00	A	64,920	47,400	Y	N		TA	1
					TOTAL					14.00		600,188	621,564					

Department of Public Safety
Vacancy Report as of November 30, 2014

Table 13

Prog ID	Sub-Org	Date of Vacancy	Expected Fill Date	Position Number	Position Title	Exempt (Y/N)	SR Level	BU Code	Perm Temp (P/T)	FTE	MOF	Budgeted Amount	Actual Salary Last Paid	Authority to Hire (Y/N)	Occupied by 89 Day Hire (Y/N)	# of 89 Hire Appts	Describe if Filled by other Means	Priority # to Retain
PSD 420	CP	12/08/10	01/31/15	026313	LIBRARIAN V	C	SR-24	13	P	1.00	A	70,224	70,224	Y	N		TA	1
PSD 420	CP	06/15/12	01/31/15	051391	KITCHEN HELPER	C	BC-02	01	P	1.00	A	33,228	33,228	Y	N			1
PSD 420	CP	11/01/12	01/31/15	040902	CORRECTIONS EDN SPCLT III	C	SR-20	13	P	1.00	A	51,312	51,312	Y	N			1
PSD 420	CP	05/31/13	01/31/15	053370	COOK II	C	BC-08	01	P	1.00	A	41,592	41,592	Y	N			1
PSD 420	CP	07/01/13	01/31/15	112957	SUBSTANCE ABUSE SPECIALIST IV	C	SR-22	13	P	1.00	A	49,344	-	Y	N			1
PSD 420	CP	07/01/13	01/31/15	119253	SUBSTANCE ABUSE SPECIALIST IV	C	SR-22	13	P	1.00	A	-	-	Y	N			1
PSD 420	CP	07/21/13	01/31/15	044026	KITCHEN HELPER	C	BC-02	01	P	1.00	A	33,228	33,228	Y	N			1
PSD 420	CP	07/22/13	01/31/15	042574	COOK II	C	BC-08	01	P	1.00	A	41,592	41,592	Y	N			1
PSD 420	CP	10/15/13	01/31/15	112962	SUBSTANCE ABUSE SPECIALIST IV	C	SR-22	13	P	1.00	A	49,332	49,332	Y	N			1
PSD 420	CP	11/01/13	01/31/15	042590	COOK II	C	BC-08	01	P	1.00	A	41,592	41,592	Y	N			1
PSD 420	CP	11/30/13	01/31/15	002351	FOOD SERVICES DRIVER	C	BC-03	01	P	1.00	A	34,164	34,848	Y	N			1
PSD 420	CP	12/30/13	01/31/15	050394	CORRECTIONS EDUCATION MANAGER	C	EM-05	35	P	1.00	A	86,568	90,036	Y	N		TA	1
PSD 420	CP	04/01/14	01/31/15	112952	SUBSTANCE ABUSE SPECIALIST IV	C	SR-22	13	P	1.00	A	51,312	53,364	Y	N			1
PSD 420	CP	05/19/14	01/31/15	047339	CORRECTIONS EDN SPCLT III	C	SR-20	13	P	1.00	A	51,312	53,364	Y	N			1
PSD 420	CP	06/03/14	01/31/15	118801	SUBSTANCE ABUSE SPECIALIST IV	C	SR-22	13	P	1.00	A	22,415	47,400	Y	N			1
PSD 420	CP	06/16/14	01/31/15	027268	COOK III	C	WS-08	01	P	1.00	A	44,508	46,308	Y	N			1
PSD 420	CP	07/01/14	01/31/15	051375	KITCHEN HELPER	C	BC-02	01	P	1.00	A	33,228	34,560	Y	Y	2		1
PSD 420	CP	07/01/14	01/31/15	051376	KITCHEN HELPER	C	BC-02	01	P	1.00	A	33,228	34,560	Y	N			1
PSD 420	CP	09/02/14	01/31/15	032514	COOK II	C	BC-08	01	P	1.00	A	41,592	43,272	Y	N			1
PSD 420	CP	09/07/14	01/31/15	051394	KITCHEN HELPER	C	BC-02	01	P	1.00	A	33,228	34,560	Y	N			1
PSD 420	CP	09/20/14	01/31/15	112249	OFFICE ASSISTANT IV	C	SR-10	03	P	1.00	A	32,424	35,112	Y	N			1
PSD 420	CP	09/23/14	01/31/15	042169	KITCHEN HELPER	C	BC-02	01	P	1.00	A	33,228	35,256	Y	N			1
PSD 420	CP	09/30/14	01/31/15	37326	OFFICE ASSISTANT III (CLERK TYPIST II)	C	SR-08	03	P	1.00	A	28,836	31,236	Y	N			1
PSD 420	CP	09/30/14	01/31/15	112964	SUBSTANCE ABUSE SPECIALIST V	C	SR-24	13	P	1.00	A	44,949	70,188	Y	N			1
PSD 420	CP	10/16/14	01/31/15	23503	COOK II	C	BC-08	01	P	1.00	A	20,796	43,272	Y	N			1
PSD 420	CP	11/02/14	01/31/15	38957	OFFICE ASSISTANT III (CLERK TYPIST II)	C	SR-08	03	P	1.00	A	33,756	36,468	Y	N			1
PSD 420	CP	11/25/14	01/31/15	38300	COOK III	C	WS-08	01	P	1.00	A	44,508	47,232	Y	N		TA	1
PSD 420	CP	11/29/14	01/31/15	51390	COOK II	C	BC-08	01	P	1.00	A	41,592	44,136	Y	N		TA	1
PSD 420	CP	11/30/14	01/31/15	42165	KITCHEN HELPER	C	BC-02	01	P	1.00	A	33,228	35,256	Y	N			1
PSD 420	CP	11/30/14	01/31/15	42168	KITCHEN HELPER	C	BC-02	01	P	1.00	A	33,228	35,256	Y	N			1
					TOTAL					30.00		1,189,544	1,247,784					
PSD 421	HC	10/01/02	01/31/15	43282	PARA MEDICAL ASSISTANT II	C	HE-04	10	P	1.00	A	34,836	-	Y	N			1
PSD 421	HC	06/12/07	01/31/15	118086	REGISTERED NURSE III	C	SR-20	09	P	1.00	A	73,596	62,952	Y	N			1
PSD 421	HC	09/17/07	01/31/15	118722	CLINICAL PSYCHOLOGIST VI	C	SR-26	13	P	0.50	A	51,312	53,364	Y	N			1
PSD 421	HC	12/27/07	01/31/15	037873	MEDICAL RECORD LIBRARIAN IV	C	SR-22	13	P	1.00	A	45,576	45,576	Y	N			1
PSD 421	HC	10/13/08	01/31/15	118072	PHYSICAL THERAPIST III	C	SR-20	13	P	1.00	A	42,132	42,132	Y	N			1
PSD 421	HC	01/20/09	01/31/15	119230	SOCIAL WORKER IV	C	SR-22	13	P	1.00	A	45,576	45,576	Y	N			1
PSD 421	HC	01/20/09	01/31/15	119232	SOCIAL WORKER IV	C	SR-22	13	P	1.00	A	45,576	45,576	Y	N			1
PSD 421	HC	02/28/09	01/31/15	039658	SOCIAL WORKER IV	C	SR-22	13	P	1.00	A	45,576	55,500	Y	N			1
PSD 421	HC	01/29/10	01/31/15	038035	LICENSED PRACTICAL NURSE III	C	HE-10	10	P	1.00	A	40,164	44,376	Y	N			1
PSD 421	HC	03/29/10	01/31/15	119484	REGISTERED NURSE III	C	SR-20	09	P	1.00	A	68,736	57,828	Y	N			1
PSD 421	HC	12/16/11	01/31/15	053062	CLINICAL PSYCHOLOGIST VII	C	SR-28	13	P	1.00	A	64,920	61,680	Y	Y	3		1
PSD 421	HC	12/30/11	01/31/15	037245	DENTIST VI	C	SR-28	13	P	1.00	A	75,960	72,168	Y	N			1
PSD 421	HC	05/31/12	01/31/15	045230	HUMAN SERVICES PROFESSIONAL IV	C	SR-22	13	P	1.00	A	45,576	45,576	Y	N			1
PSD 421	HC	12/30/12	01/31/15	043285	PARAMEDICAL ASSISTANT II	C	HE-04	10	P	1.00	A	32,736	32,736	Y	N			1
PSD 421	HC	01/12/13	01/31/15	119228	CORRECTIONS RECR SPCLT II	C	SR-18	13	P	1.00	A	38,988	38,988	Y	N			1
PSD 421	HC	07/01/13	01/31/15	119229	SOCIAL WORKER IV	C	SR-22	13	P	1.00	A	49,332	-	Y	N			1
PSD 421	HC	07/31/13	01/31/15	025535	REGISTERED NURSE V	C	SR-24	09	P	1.00	A	96,876	107,400	Y	N			1
PSD 421	HC	09/13/13	01/31/15	053350	OFFICE ASSISTANT III	C	SR-08	03	P	1.00	A	21,066	-	Y	N			1
PSD 421	HC	09/30/13	01/31/15	121058	OCCUPATIONAL THERAPIST III	C	SR-20	13	P	1.00	A	17,532	-	Y	N			1
PSD 421	HC	09/30/13	01/31/15	121059	OCCUPATIONAL THERAPIST III	C	SR-20	13	P	1.00	A	38,652	-	Y	N			1
PSD 421	HC	12/30/13	01/31/15	119231	HUMAN SERVICES PROFESSIONAL IV	C	SR-22	13	P	1.00	A	67,488	70,188	Y	N			1
PSD 421	HC	12/30/13	01/31/15	053387	LICENSED PRACTICAL NURSE II	C	HE-08	10	P	1.00	A	43,404	46,548	Y	N			1
PSD 421	HC	12/30/13	01/31/15	032529	OFFICE ASSISTANT III	C	SR-08	03	P	1.00	A	17,532	17,532	Y	N			1
PSD 421	HC	12/30/13	01/31/15	039610	REGISTERED NURSE III	C	SR-20	09	P	1.00	A	79,236	85,704	Y	N			1
PSD 421	HC	02/28/14	01/31/15	047527	MEDICAL RECORD TECHNICIAN V	C	SR-11	05	P	1.00	A	28,836	30,036	Y	N			1
PSD 421	HC	03/03/14	01/31/15	120694	REGISTERED NURSE III	C	SR-20	09	P	1.00	A	38,652	74,340	Y	N			1
PSD 421	HC	03/14/14	01/31/15	049915	REGISTERED NURSE III	C	SR-20	09	P	1.00	A	68,736	85,704	Y	N			1
PSD 421	HC	04/24/14	01/31/15	038572	OFFICE ASSISTANT III	C	SR-08	03	P	1.00	A	14,784	41,040	Y	N			1
PSD 421	HC	05/14/14	01/31/15	045233	HUMAN SERVICES PROFESSIONAL IV	C	SR-22	13	P	1.00	A	57,708	60,012	Y	N			1
PSD 421	HC	06/01/14	01/31/15	046941	REGISTERED NURSE III	C	SR-20	09	P	0.50	A	38,652	87,852	Y	N			1
PSD 421	HC	06/02/14	01/31/15	046159	ACCOUNT CLERK IV	C	SR-13	03	P	1.00	A	16,032	32,424	Y	N			1

Department of Public Safety
 Vacancy Report as of November 30, 2014

Table 13

Prog ID	Sub-Org	Date of Vacancy	Expected Fill Date	Position Number	Position Title	Exempt (Y/N)	SR Level	BU Code	Perm Temp (P/T)	FTE	MOF	Budgeted Amount	Actual Salary Last Paid	Authority to Hire (Y/N)	Occupied by 89 Day Hire (Y/N)	# of 89 Hire Appts	Describe if Filled by other Means	Priority # to Retain
PSD 421	HC	06/23/14	01/31/15	049886	REGISTERED NURSE III	C	SR-20	09	P	1.00	A	77,304	89,136	Y	N			1
PSD 421	HC	06/23/14	01/31/15	118670	REGISTERED NURSE III	C	SR-20	09	P	1.00	A	79,236	91,368	Y	N			1
PSD 421	HC	07/11/14	01/31/15	119214	HUMAN SERVICES PROFESSIONAL IV	C	SR-22	13	P	1.00	A	18,624	47,400	Y	N			1
PSD 421	HC	07/31/14	01/31/15	035686	LICENSED PRACTICAL NURSE III	C	HE-10	10	P	1.00	A	24,474	54,900	Y	N			1
PSD 421	HC	08/06/14	01/31/15	118607	HUMAN SERVICES PROFESSIONAL IV	C	SR-22	13	P	1.00	A	45,576	53,364	Y	N			1
PSD 421	HC	10/15/14	01/31/15	37654	HUMAN SERVICES PROFESSIONAL IV	C	SR-22	13	P	1.00	A	51,312	57,720	Y	N			1
PSD 421	HC	10/22/14	01/31/15	118111	CORRECTIONS RECR SPCLT II	C	SR-18	13	P	1.00	A	53,352	57,720	Y	N			1
					TOTAL					37.00		1,795,656	1,913,400					
PSD 421	HC	01/05/09	01/31/15	119223	PSYCHIATRIST II	E	SRNA	13	P	0.50	A	37,500	37,500	Y	N			1
PSD 421	HC	08/28/09	01/31/15	113319	PSYCHIATRIST II	E	SRNA	13	P	0.50	A	67,110	150,000	Y	N			1
PSD 421	HC	09/15/13	01/31/15	119221	PSYCHIATRIST II	E	SRNA	13	P	0.50	A	65,000	65,000	Y	N			1
PSD 421	HC	12/31/13	01/31/15	118085	PSYCHIATRIST II	E	SRNA	13	P	1.00	A	150,000	156,000	Y	N			1
PSD 421	HC	08/01/14	01/31/15	053324	CORRECTIONS PHYSICIAN I	E	SRNA	13	P	1.00	A	145,596	151,416	Y	N			1
PSD 421	HC	08/09/14	01/31/15	106172	PSYCHIATRIST II	E	SRNA	13	P	1.00	A	150,000	156,000	Y	N			1
					TOTAL					4.50		615,206	715,916					
PSD 422	CI	05/16/06	01/31/15	103143	CI LIGHT TRUCK DRIVER	E	SRNA	01	T		W	30,671	30,671	Y	N			1
PSD 422	CI	06/30/06	01/31/15	109318	CI SALES SPECIALIST III	E	SRNA	03	T		W	33,072	54,264	Y	N			1
PSD 422	CI	12/13/07	01/31/15	103141	CI PLANT SUPERVISOR I	E	SRNA	02	T		W	33,888	33,888	Y	N			1
PSD 422	CI	06/14/13	01/31/15	109321	CI CLERK	E	SRNA	03	T		W	29,000	29,004	Y	N			1
PSD 422	CI	09/06/13	01/31/15	103163	CI ACCOUNTING SPECIALIST I	E	SRNA	03	T		W	45,588		Y	N			1
PSD 422	CI	11/01/13	01/31/15	103637	CI SEWING SHOP SUP I	E	SRNA	02	T		W	45,120	35,244	Y	N			1
PSD 422	CI	06/02/14	01/31/15	103160	CI CLERK	E	SRNA	03	T		W	34,176	34,176	Y	N			1
PSD 422	CI	06/02/14	01/31/15	109315	CI SPECIALIST II	E	SRNA	23	T		W	53,352	47,196	Y	N			1
PSD 422	CI	06/02/14	01/31/15	111537	CI SPECIALIST II	E	SRNA	23	T		W	32,180	36,468	Y	N			1
PSD 422	CI	09/24/14	01/31/15	112871	CI DELIVERY/INSTALLATION SPEC I	E	SRNA	02	T		W	34,980	34,980	Y	N			1
PSD 422	CI	10/29/14	01/31/15	106467	CI DELIVERY/INSTALLATION SPECIALIST I	E	SRNA	02	T		W	37,116	39,372	Y	N			1
PSD 422	CI	10/29/14	01/31/15	106466	CI DELIVERY/INSTALLATION SPECIALIST I	E	SRNA	02	T		W	36,156	38,364	Y	N			1
					TOTAL							410,319	413,627					
PSD 502	CB	06/30/12	01/31/15	116525	ACCOUNT CLERK III	C	SR-11	03	P	1.00	W	31,212	31,212	Y	N			1
PSD 502	CB	07/02/12	01/31/15	051687	INVESTIGATOR V	C	SR-24	13	P	1.00	W	55,500	55,500	Y	N			1
					TOTAL					2.00		86,712	86,712					
PSD 502	CB	12/31/11	01/31/15	029585	INVESTIGATOR V	C	SR-24	13	P	1.00	A	70,224	66,708	Y	Y	8		1
PSD 502	CB	07/31/14	01/31/15	121399	ACCOUNT CLERK IV	C	SR-13	03	P	1.00	A	51,312		Y	N			1
					TOTAL					2.00		121,536	66,708					
PSD 503	CC	11/28/08	04/30/15	101257	DEPUTY SHERIFF II (EXEC)	E	SR-18	03	P	1.00	A	37,968	46,800	Y	N			1
PSD 503	CC	07/12/10	01/31/15	043659	CLERK DISPATCHER II	C	SR-12	03	P	1.00	A	30,036	33,756	Y	N			1
PSD 503	CC	01/01/12	03/31/15	043385	FIRST DEPUTY SHERIFF	C	EM-05	04	P	1.00	A	56,172	61,752	Y	N		TA	1
PSD 503	CC	04/01/13	01/31/15	043382	OFFICE ASSISTANT IV	C	SR-10	03	P	1.00	A	35,064	35,064	Y	N			1
PSD 503	CC	08/04/13	01/31/15	120678	SECRETARY I	C	SR-12	63	P	1.00	A	31,212	39,480	Y	N			1
PSD 503	CC	09/23/13	01/31/15	120679	ACCOUNT CLERK III	C	SR-11	03	P	1.00	A	31,212	31,212	Y	N			1
PSD 503	CC	01/17/14	01/31/15	120682	OFFICE ASSISTANT III	C	SR-08	03	P	1.00	A	31,212	26,700	Y	N			1
PSD 503	CC	06/02/14	04/30/15	116474	DEPUTY SHERIFF II	C	SR-18	03	P	1.00	A	54,012	54,012	Y	N			1
PSD 503	CC	07/16/14	04/30/15	045662	DEPUTY SHERIFF II	C	SR-18	03	P	1.00	A	49,932	54,012	Y	N			1
PSD 503	CC	08/01/14	04/30/15	045657	DEPUTY SHERIFF II	C	SR-18	03	P	1.00	A	44,412	48,024	Y	N			1
PSD 503	CC	08/04/14	04/30/15	043458	DEPUTY SHERIFF II	C	SR-18	03	P	1.00	A	35,068	41,064	Y	N			1
PSD 503	CC	09/15/14	03/31/15	043403	DEPUTY SHERIFF III	C	SR-20	03	P	1.00	A	48,882	49,968	Y	N		TA	1
PSD 503	CC	09/24/14	04/30/15	43462	DEPUTY SHERIFF II	C	SR-18	03	P	1.00	A	54,012	58,416	Y	N			1
PSD 503	CC	10/31/14	03/31/15	15134	DEPUTY SHERIFF III	C	SR-20	04	P	1.00	A	56,172	5,065	Y	N		TA	1
					TOTAL					14.00		980,650	860,953					
PSD 503	CC	12/31/13	03/31/15	111187	DEPUTY SHERIFF III	C	SR-20	04	P	1.00	U	58,440	60,744	Y	N			1
PSD 503	CC	06/26/14	04/30/15	112633	DEPUTY SHERIFF II	C	SR-18	03	P	1.00	U	44,412	48,024	Y	N			1
PSD 503	CC	10/22/14	03/31/15	112687	DEPUTY SHERIFF III	C	SR-20	04	P	1.00	U	56,172	60,780	Y	N			1
PSD 503	CC	11/14/14	04/30/15	112689	DEPUTY SHERIFF II	C	SR-18	03	P	1.00	U	41,040		Y	N			1
					TOTAL					4.00		200,064	169,548					
PSD 612	BB	05/16/13	01/31/15	117306	OFFICE ASSISTANT III	C	SR-08	03	P	1.00	A	27,756	27,756	Y	N			1
PSD 612	BB	10/11/13	01/31/15	121070	PAROLE OFFICER IV	C	SR-22	13	P	1.00	A	49,332		Y	N			1
PSD 612	BB	11/02/14	01/31/15	3403	PAROLE OFFICER VI	C	SR-26	23	P	1.00	A	70,224	7,118	Y	N		TA	1
PSD 612	BB	11/16/14	01/31/15	117305	PAROLE OFFICER IV	C	SR-22	13	P	1.00	A	57,708	5,410	Y	N		TA	1
PSD 612	BB	11/28/14	01/31/15	30918	OFFICE ASSISTANT III (CLERK TYPIST II)	C	SR-08	03	P	1.00	A	36,516	2,314	Y	N			1

Department of Public Safety
 Vacancy Report as of November 30, 2014

Table 13

Prog ID	Sub-Org	Date of Vacancy	Expected Fill Date	Position Number	Position Title	Exempt (Y/N)	SR Level	BU Code	Perm Temp (P/T)	FTE	MOF	Budgeted Amount	Actual Salary Last Paid	Authority to Hire (Y/N)	Occupied by 89 Day Hire (Y/N)	# of 89 Hire Appts	Describe if Filled by other Means	Priority # to Retain
PSD 612	BB	11/29/14	01/31/15	51685	PAROLE OFFICER IV	C	SR-22	13	P	1.00	A	45,576	4,275	Y	N			TA
					TOTAL					6.00		287,112	46,873					
PSD 613	DA	12/15/10	01/31/15	103164	CVCC INVESTIGATOR	E	SRNA	13	T	-	P	9,315	36,024	Y	N			1
PSD 900 - IA	EA	12/30/09	01/31/15	042539	INVESTIGATOR VI	C	SR-26	13	P	1.00	A	78,984	78,984	Y	N		TA	1
PSD 900 - ASO	EA	11/21/12	01/31/15	120799	PROGRAM SPECIALIST V	C	SR-24	13	P	1.00	A	57,000		Y	N			1
PSD 900 - ASO	EA	11/21/12	01/31/15	120800	PROGRAM SPECIALIST V	C	SR-24	13	P	1.00	A	57,000		Y	Y	4		1
PSD 900 - Inmate Class	EA	04/02/13	01/31/15	120896	PROGRAM SPECIALIST V	C	SR-24	13	P	1.00	A	51,312	-	Y	N			1
PSD 900 - ASO	EA	08/06/13	01/31/15	118666	INFORMATION TECHNOLOGY SPECIALIST III	C	SR-20	13	P	1.00	A	42,132	42,132	Y	Y	5		1
PSD 900 - FISCAL	EA	10/16/13	01/31/15	001706	PRE AUDIT CLERK I	C	SR-11	03	P	1.00	A	28,836	30,036	Y	N			1
PSD 900 - TSD	EA	01/15/14	01/31/15	002560	ADULT CORRECTIONS OFFICER V	C	CO-09	10	P	1.00	A	60,072	64,872	Y	N			1
PSD 900 - TSD	EA	02/03/14	01/31/15	045939	ADULT CORRECTIONS OFFICER IV	C	CO-08	10	P	1.00	A	55,320	59,688	Y	N			1
PSD 900 - PERSONNEL	EA	06/30/14	01/31/15	027087	PERSONNEL CLERK V	C	SR-08	03	P	1.00	A	35,064	37,980	Y	N			1
PSD 900 - IA	EA	07/07/14	01/31/15	038664	INVESTIGATOR V	C	SR-24	13	P	1.00	A	62,424	-	Y	N			1
PSD 900 - ASO	EA	07/23/14	01/31/15	118667	INFORMATION TECHNOLOGY SPECIALIST IV	C	SR-22	13	P	1.00	A	44,412	47,400	Y	N			1
PSD 900 - TSD	EA	07/25/14	01/31/15	024607	OFFICE ASSISTANT III	C	SR-08	03	P	1.00	A	25,668	26,700	Y	N			1
PSD 900 - Offender Mgr	EA	08/05/14	01/31/15	121400	OFFICE ASSISTANT III	C	SR-08	03	P	1.00	A	33,720	-	Y	N			1
PSD 900 - PERSONNEL	EA	09/05/14	01/31/15	037233	PERSONNEL CLERK IV	C	SR-11	03	P	1.00	A	28,836	31,236	Y	Y	5		1
PSD 900 - Offender Mgr	EA	09/12/14	01/31/15	121442	PROGRAM SPECIALIST V	C	SR-24	13	P	1.00	A	62,424	-	Y	Y	2		1
PSD 900 - Offender Mgr	EA	09/12/14	01/31/15	121443	PROGRAM SPECIALIST V	C	SR-24	13	P	1.00	A	62,424	-	Y	N			1
PSD 900 - FISCAL	EA	09/12/14	01/31/15	121446	PRE AUDIT CLERK I	C	SR-11	03	P	1.00	A	31,212	-	Y	N			1
PSD 900 - PERSONNEL	EA	09/22/14	01/31/15	002448	PERSONNEL CLERK IV	C	SR-11	03	P	1.00	A	31,212	31,236	Y	N			1
PSD 900 - FISCAL	EA	09/30/14	01/31/15	45688	PRE AUDIT CLERK I	C	SR-11	03	P	1.00	A	28,836	31,236	Y	N			1
PSD 900 - ASO	EA	10/15/14	01/31/15	43952	PROGRAM BUDGET ANALYST V	C	SR-24	73	P	1.00	A	64,920	73,032	Y	N			1
PSD 900 - FISCAL	EA	10/15/14	01/31/15	45687	PRE AUDIT CLERK I	C	SR-11	03	P	1.00	A	32,424	35,112	Y	N			1
PSD 900	EA	11/02/14	01/31/15	102217	DEPUTY DIRECTOR FOR CORRECTIONS	E	SRNA	00	P	1.00	A	119,508	10,159	N	N			1
PSD 900	EA	11/30/14	01/31/15	102216	DEPUTY DIRECTOR FOR ADMINISTRATION	E	SRNA	00	P	1.00	A	119,508	10,159	N	N			1
										23.00		1,213,248	609,962					

Department of Public Safety
Personnel Separations from July 1, 2013 to November 30, 2014

Table 14

Prog ID	Sub-Org	Separation Date	Position Number	Position Title	Exempt (Y/N)	SR Level	BU Code	T/P	MOF	Budgeted FTE	Budgeted Salary	Actual FTE	Actual Salary
PSD 402	ED	08/14/13	025491	ADULT CORRECTIONS OFFICER III	N	CO-06	10	P	A	1.00	40,164	1.00	44,796
PSD 402	ED	09/01/13	037999	ADULT CORRECTIONS OFFICER III	N	CO-06	10	P	A	1.00	40,164	1.00	44,796
PSD 402	ED	09/16/13	037986	HUMAN SERVICES PROFESSIONAL IV	N	SR-22	13	P	A	1.00	53,352	1.00	45,576
PSD 402	ED	09/30/13	035032	PERSONNEL CLERK IV	N	SR-11	63	P	A	1.00	37,968	1.00	28,836
PSD 402	ED	09/30/13	038287	OFFICE ASSISTANT III	N	SR-08	03	P	A	1.00	39,480	1.00	25,668
PSD 402	ED	10/05/13	037810	ADULT CORRECTIONS OFFICER III	N	CO-06	10	P	A	1.00	43,404	1.00	44,796
PSD 402	ED	10/05/13	047296	ADULT CORRECTIONS OFFICER III	N	CO-06	10	P	A	1.00	43,404	1.00	44,796
PSD 402	ED	10/16/13	025539	BUILDING MAINTENANCE WORKER II	N	WS-09	01	P	A	1.00	47,268	1.00	48,216
PSD 402	ED	10/16/13	038723	SECRETARY I	N	SR-12	03	P	A	1.00	30,780	1.00	30,036
PSD 402	ED	10/16/13	045938	BUILDING MAINTENANCE WORKER II	N	WS-09	01	P	A	1.00	47,268	1.00	48,216
PSD 402	ED	11/25/13	034291	ADULT CORRECTIONS OFFICER III	N	CO-06	10	P	A	1.00	45,108	1.00	46,548
PSD 402	ED	11/30/13	025540	BUILDING MAINTENANCE WORKER II	N	WS-09	01	P	A	1.00	47,268	1.00	48,216
PSD 402	ED	01/01/14	031221	ADULT CORRECTIONS OFFICER V	N	CO-09	10	P	A	1.00	62,676	1.00	67,476
PSD 402	ED	01/10/14	121123	SOCIAL WORKER IV	N	SR-22	13	P	A	1.00	50,372	1.00	47,400
PSD 402	ED	01/10/14	121124	SOCIAL WORKER IV	N	SR-22	13	P	A	1.00	50,372	1.00	47,400
PSD 402	ED	01/10/14	121125	SOCIAL WORKER IV	N	SR-22	13	P	A	1.00	50,372	1.00	47,400
PSD 402	ED	01/10/14	121126	CORRECTIONS SUPERVISOR I	N	SR-24	23	P	A	1.00	50,372	1.00	53,364
PSD 402	ED	01/21/14	038339	ACCOUNTANT III	N	SR-20	13	P	A	1.00	35,064	1.00	43,812
PSD 402	ED	02/03/14	034270	ADULT CORRECTIONS OFFICER RECRUIT	N	CO-04	10	P	A	1.00	43,404	1.00	46,692
PSD 402	ED	02/03/14	034289	ADULT CORRECTIONS OFFICER RECRUIT	N	CO-04	10	P	A	1.00	43,404	1.00	46,692
PSD 402	ED	02/03/14	034534	ADULT CORRECTIONS OFFICER RECRUIT	N	CO-04	10	P	A	1.00	43,404	1.00	46,548
PSD 402	ED	02/03/14	037786	ADULT CORRECTIONS OFFICER RECRUIT	N	CO-04	10	P	A	1.00	43,404	1.00	46,548
PSD 402	ED	02/03/14	037791	ADULT CORRECTIONS OFFICER RECRUIT	N	CO-04	10	P	A	1.00	46,932	1.00	46,692
PSD 402	ED	02/03/14	038131	ADULT CORRECTIONS OFFICER RECRUIT	N	CO-04	10	P	A	1.00	50,904	1.00	46,548
PSD 402	ED	02/05/14	034519	ADULT CORRECTIONS OFFICER III	N	CO-06	10	P	A	1.00	40,164	1.00	46,548
PSD 402	ED	02/11/14	037806	ADULT CORRECTIONS OFFICER RECRUIT	N	CO-04	10	P	A	1.00	40,164	1.00	43,224
PSD 402	ED	03/01/14	038137	ADULT CORRECTIONS OFFICER III	N	CO-06	10	P	A	1.00	50,904	1.00	43,224
PSD 402	ED	03/03/14	032224	JANITOR SUPERVISOR II	N	F2-02	02	P	A	1.00	36,956	1.00	39,480
PSD 402	ED	03/31/14	037959	ADULT CORRECTIONS OFFICER IV	N	CO-08	10	P	A	1.00	55,320	1.00	52,692
PSD 402	ED	05/02/14	034250	ADULT CORRECTIONS OFFICER III	N	CO-06	10	P	A	1.00	43,404	1.00	46,692
PSD 402	ED	05/14/14	025491	ADULT CORRECTIONS OFFICER RECRUIT	N	CO-04	10	P	A	1.00	40,164	1.00	43,224
PSD 402	ED	05/15/14	025533	HUMAN SERVICES PROFESSIONAL IV	N	SR-22	13	P	A	1.00	55,500	1.00	47,400
PSD 402	ED	05/15/14	034547	ADULT CORRECTIONS OFFICER III	N	CO-06	10	P	A	1.00	43,404	1.00	46,692
PSD 402	ED	05/16/14	038383	OFFICE ASSISTANT IV	N	SR-10	03	P	A	1.00	30,036	1.00	27,756
PSD 402	ED	06/01/14	038113	ADULT CORRECTIONS OFFICER RECRUIT	N	CO-04	10	P	A	1.00	43,404	1.00	43,224
PSD 402	ED	06/02/14	036173	ADULT CORRECTIONS OFFICER RECRUIT	N	CO-04	10	P	A	1.00	43,404	1.00	43,224
PSD 402	ED	06/14/14	038381	OFFICE ASSISTANT III	N	SR-08	03	P	A	1.00	25,668	1.00	25,668
PSD 402	ED	07/01/14	037991	ADULT CORRECTIONS OFFICER RECRUIT	N	CO-04	10	P	A	1.00	43,404	1.00	44,928
PSD 402	ED	07/27/14	037810	ADULT CORRECTIONS OFFICER RECRUIT	N	CO-04	10	P	A	1.00	43,404	1.00	44,928
PSD 402	ED	08/14/14	121403	ADULT CORRECTIONS OFFICER RECRUIT	N	CO-04	10	P	A	1.00	24,736	1.00	45,156
PSD 402	ED	08/14/14	121404	ADULT CORRECTIONS OFFICER RECRUIT	N	CO-04	10	P	A	1.00	24,736	1.00	45,156
PSD 402	ED	08/30/14	032203	LAUNDRY MANAGER	N	F1-03	02	P	A	1.00	38,592	1.00	40,140
PSD 402	ED	09/17/14	038137	ADULT CORRECTIONS OFFICER RECRUIT	N	CO-04	10	P	A	1.00	50,904	1.00	44,928
PSD 402	ED	10/06/14	37822	ADULT CORRECTIONS OFFICER RECRUIT	N	CO-04	10	P	A	1.00	43,404	1.00	48,576
PSD 402	ED	11/10/14	38143	JANITOR III	N	WS-02	01	P	A	1.00	35,544	1.00	37,716
PSD 402	ED	11/30/14	37935	ADULT CORRECTIONS OFFICER V	N	CO-09	20	P	A	1.00	62,676	1.00	70,692
PSD 403	EE	07/07/14	007174	ADULT CORRECTIONS OFFICER RECRUIT	N	CO-04	10	P	A	1.00	43,404	1.00	44,928
PSD 403	EE	07/18/14	033861	ADULT CORRECTIONS OFFICER RECRUIT	N	CO-04	10	P	A	1.00	43,404	1.00	44,928

Department of Public Safety
Personnel Separations from July 1, 2013 to November 30, 2014

Table 14

Prog ID	Sub-Org	Separation Date	Position Number	Position Title	Exempt (Y/N)	SR Level	BU Code	T/P	MOF	Budgeted FTE	Budgeted Salary	Actual FTE	Actual Salary
PSD 403	EE	08/26/14	036123	ADULT CORRECTIONS OFFICER III	N	CO-06	10	P	A	1.00	45,108	1.00	48,576
PSD 403	EE	09/16/14	026585	ADULT CORRECTIONS OFFICER IV	N	CO-08	10	P	A	1.00	48,948	1.00	56,664
PSD 404	EF	07/15/13	036343	ADULT CORRECTIONS OFFICER VI	N	CO-10	90	P	A	1.00	65,388	1.00	67,476
PSD 404	EF	07/31/13	038621	CORRECTIONS SUPERVISOR I	N	SR-24	23	P	A	1.00	67,488	1.00	67,488
PSD 404	EF	11/03/13	051766	ADULT CORRECTIONS OFFICER III	N	CO-06	10	P	A	1.00	40,164	1.00	44,796
PSD 404	EF	12/20/13	053309	HUMAN SERVICES PROFESSIONAL IV	N	SR-22	13	P	A	1.00	57,708	1.00	47,400
PSD 404	EF	12/31/13	036459	SECRETARY II	N	SR-14	63	P	A	1.00	41,040	1.00	32,424
PSD 404	EF	12/31/13	053338	ACCOUNT CLERK III	N	SR-11	03	P	A	1.00	39,480	1.00	28,836
PSD 404	EF	01/21/14	024565	ADULT CORRECTIONS OFFICER V	N	CO-09	20	P	A	1.00	55,320	1.00	59,688
PSD 404	EF	02/03/14	118635	ADULT CORRECTIONS OFFICER III	N	CO-06	10	P	A	1.00	43,404	1.00	46,692
PSD 404	EF	03/10/14	036442	ADULT CORRECTIONS OFFICER III	N	CO-06	10	P	A	1.00	43,404	1.00	46,692
PSD 404	EF	03/10/14	051770	ADULT CORRECTIONS OFFICER III	N	CO-06	10	P	A	1.00	43,404	1.00	46,692
PSD 404	EF	03/12/14	038303	ADULT CORRECTIONS OFFICER III	N	CO-06	10	P	A	1.00	40,164	1.00	46,692
PSD 404	EF	06/20/14	118634	ADULT CORRECTIONS OFFICER III	N	CO-06	10	P	A	1.00	43,404	1.00	46,692
PSD 404	EF	08/26/14	051767	ADULT CORRECTIONS OFFICER III	N	CO-06	10	P	A	1.00	43,404	1.00	48,576
PSD 404	EF	09/01/14	036439	ADULT CORRECTIONS OFFICER RECRUIT	N	CO-04	10	P	A	1.00	43,404	1.00	48,576
PSD 404	EF	10/21/14	51763	ADULT CORRECTIONS OFFICER RECRUIT	N	CO-04	10	P	A	1.00	43,404	1.00	48,576
PSD 404	EF	10/22/14	51768	ADULT CORRECTIONS OFFICER III	N	CO-06	10	P	A	1.00	43,404	1.00	48,576
PSD 404	EF	11/16/14	53314	ADULT CORRECTIONS OFFICER RECRUIT	N	CO-04	10	P	A	1.00	43,404	1.00	44,928
PSD 405	EG	08/01/13	051430	ADULT CORRECTIONS OFFICER III	N	CO-06	10	P	A	1.00	50,904	1.00	44,796
PSD 405	EG	11/01/13	025997	BUILDING MAINTENANCE WORKER I	N	BC-09	01	P	A	1.00	44,544	1.00	45,432
PSD 405	EG	12/02/13	025985	CORRECTIONS SUPERVISOR I	N	SR-24	13	P	A	1.00	60,024	1.00	53,364
PSD 405	EG	02/03/14	042622	OFFICE ASSISTANT III	N	SR-08	03	P	A	1.00	28,836	1.00	25,668
PSD 405	EG	03/27/14	118650	ADULT CORRECTIONS OFFICER III	N	CO-06	10	P	A	1.00	43,404	1.00	46,692
PSD 405	EG	06/01/14	036782	HUMAN SERVICES PROFESSIONAL III	N	SR-20	13	P	A	1.00	42,132	1.00	43,812
PSD 405	EG	06/02/14	038662	ADULT CORRECTIONS OFFICER IV	N	CO-08	10	P	A	1.00	60,072	1.00	64,872
PSD 405	EG	06/02/14	049843	ADULT CORRECTIONS OFFICER III	N	CO-06	10	P	A	1.00	53,040	1.00	53,040
PSD 405	EG	06/02/14	049853	ADULT CORRECTIONS OFFICER IV	N	CO-08	10	P	A	1.00	60,072	1.00	64,872
PSD 405	EG	06/02/14	051458	ADULT CORRECTIONS OFFICER III	N	CO-06	10	P	A	1.00	53,040	1.00	54,900
PSD 405	EG	06/18/14	049845	ADULT CORRECTIONS OFFICER III	N	CO-06	10	P	A	1.00	48,948	1.00	52,692
PSD 405	EG	06/22/14	025973	ADULT CORRECTIONS OFFICER III	N	CO-06	10	P	A	1.00	43,404	1.00	46,692
PSD 405	EG	06/24/14	036172	ADULT CORRECTIONS OFFICER III	N	CO-06	10	P	A	1.00	10,851	1.00	46,692
PSD 405	EG	07/31/14	038523	ADULT CORRECTIONS OFFICER III	N	CO-06	10	P	A	1.00	50,904	1.00	50,904
PSD 405	EG	07/31/14	042621	OFFICE ASSISTANT III	N	SR-08	03	P	A	1.00	35,064	1.00	35,064
PSD 405	EG	08/18/14	051409	ADULT CORRECTIONS OFFICER III	N	CO-06	10	P	A	1.00	43,404	1.00	48,576
PSD 405	EG	08/26/14	029564	ADULT CORRECTIONS OFFICER IV	N	CO-08	10	P	A	1.00	57,660	1.00	57,264
PSD 405	EG	09/16/14	029561	ADULT CORRECTIONS OFFICER IV	N	CO-08	10	P	A	1.00	55,320	1.00	57,264
PSD 405	EG	10/26/14	51437	ADULT CORRECTIONS OFFICER III	N	CO-06	10	P	A	1.00	43,404	1.00	48,576
PSD 405	EG	11/16/14	49853	ADULT CORRECTIONS OFFICER IV	N	CO-08	10	P	A	1.00	60,072	1.00	57,264
PSD 406	EH	07/16/13	31580	ADULT CORRECTIONS OFFICER III	N	CO06	10	P	A	1.00	43,404	1.00	44,796
PSD 406	EH	09/04/13	049905	ADULT CORRECTIONS OFFICER III	N	CO-06	10	P	A	1.00	43,404	1.00	44,796
PSD 406	EH	10/07/13	037249	OFFICE ASSISTANT III	N	SR-08	03	P	A	1.00	39,480	1.00	25,668
PSD 406	EH	10/11/13	48406	ADULT CORRECTIONS OFFICER RECRUIT	N	CO-04	10	P	A	1.00	39,480	1.00	41,448
PSD 406	EH	10/25/13	036150	ADULT CORRECTIONS OFFICER III	N	CO-06	10	P	A	1.00	43,404	1.00	44,796
PSD 406	EH	11/05/13	48375	ADULT CORRECTIONS OFFICER III	N	CO-06	10	P	A	1.00	43,404	1.00	44,796
PSD 406	EH	11/15/13	048905	OFFICE ASSISTANT IV	N	SR-10	03	P	A	1.00	32,424	1.00	27,756

Department of Public Safety
 Personnel Separations from July 1, 2013 to November 30, 2014

Table 14

Prog ID	Sub-Org	Separation Date	Position Number	Position Title	Exempt (Y/N)	SR Level	BU Code	T/P	MOF	Budgeted FTE	Budgeted Salary	Actual FTE	Actual Salary
PSD 406	EH	12/24/13	048392	ADULT CORRECTIONAL RECRUIT	N	CO-04	10	P	A	1.00	26,220	1.00	43,092
PSD 406	EH	01/19/14	037225	ADULT CORRECTIONS OFFICER III	N	CO-06	10	P	A	1.00	43,788	1.00	46,692
PSD 406	EH	01/31/14	049277	HUMAN SERVICES PROFESSIONAL III	N	SR-20	13	P	A	1.00	42,132	1.00	43,812
PSD 406	EH	02/01/14	028817	BUILDING MAINTENANCE WORKER I	N	BC-09	01	P	A	1.00	44,544	1.00	45,432
PSD 406	EH	02/03/14	045582	ADULT CORRECTIONS OFFICER III	N	CO-06	10	P	A	1.00	43,404	1.00	46,692
PSD 406	EH	02/03/14	049903	ADULT CORRECTIONS OFFICER III	N	CO-06	10	P	A	1.00	43,404	1.00	46,692
PSD 406	EH	02/18/14	049278	SOCIAL WORKER IV	N	SR-22	13	P	A	1.00	53,352	1.00	47,400
PSD 406	EH	02/21/14	048417	ADULT CORRECTIONS OFFICER III	N	CO-06	10	P	A	1.00	43,404	1.00	46,692
PSD 406	EH	03/22/14	011702	ADULT CORRECTIONS OFFICER III	N	CO-06	10	P	A	1.00	40,164	1.00	46,692
PSD 406	EH	04/07/14	048383	ADULT CORRECTIONS OFFICER RECRUIT	N	CO-04	10	P	A	1.00	37,320	1.00	43,224
PSD 406	EH	04/30/14	047201	ADULT CORRECTIONS OFFICER III	N	CO-06	10	P	A	1.00	45,108	1.00	48,576
PSD 406	EH	05/31/14	048371	ADULT CORRECTIONS OFFICER III	N	CO-06	10	P	A	1.00	43,404	1.00	48,576
PSD 406	EH	06/02/14	006031	ADULT CORRECTIONS OFFICER IV	N	CO-08	10	P	A	1.00	48,948	1.00	52,692
PSD 406	EH	06/02/14	048380	ADULT CORRECTIONS OFFICER III	N	CO-06	10	P	A	1.00	43,404	1.00	46,692
PSD 406	EH	06/19/14	045577	ADULT CORRECTIONS OFFICER III	N	CO-06	10	P	A	1.00	43,404	1.00	46,692
PSD 406	EH	06/19/14	048393	ADULT CORRECTIONS OFFICER III	N	CO-06	10	P	A	1.00	43,404	1.00	46,692
PSD 406	EH	06/19/14	051673	ADULT CORRECTIONS OFFICER VI	N	CO-10	90	P	A	1.00	60,072	1.00	62,172
PSD 406	EH	06/22/14	048415	ADULT CORRECTIONS OFFICER III	N	CO-06	10	P	A	1.00	43,404	1.00	46,692
PSD 406	EH	07/08/14	048397	ADULT CORRECTIONS OFFICER III	N	CO-06	10	P	A	1.00	43,404	1.00	48,576
PSD 406	EH	08/03/14	048399	ADULT CORRECTIONS OFFICER RECRUIT	N	CO-04	10	P	A	1.00	43,404	1.00	44,928
PSD 406	EH	09/01/14	048372	ADULT CORRECTIONS OFFICER RECRUIT	N	CO-04	10	P	A	1.00	43,404	1.00	44,928
PSD 406	EH	09/22/14	047201	ADULT CORRECTIONS OFFICER RECRUIT	N	CO-04	10	P	A	1.00	45,108	1.00	44,928
PSD 406	EH	10/06/14	48364	ADULT CORRECTIONS OFFICER III	N	CO-06	10	P	A	1.00	43,404	1.00	48,576
PSD 406	EH	10/18/14	55239	ADULT CORRECTIONS OFFICER RECRUIT	N	CO-04	10	P	A	1.00	43,404	1.00	44,928
PSD 406	EH	11/16/14	45581	ADULT CORRECTIONS OFFICER III	N	CO-06	10	P	A	1.00	43,404	1.00	48,576
PSD 407	EC	07/24/13	042402	OFFICE ASSSITANT III	N	SR-08	03	P	A	1.00	39,480	1.00	41,040
PSD 407	EC	09/18/13	011662	ADULT CORRECTIONS OFFICER III	N	CO-06	10	P	A	1.00	40,164	1.00	44,796
PSD 407	EC	09/19/13	112670	ADULT CORRECTIONS OFFICER III	N	CO-06	10	P	A	1.00	43,404	1.00	44,796
PSD 407	EC	09/30/13	034551	ADULT CORRECTIONS OFFICER III	N	CO-06	10	P	A	1.00	50,904	1.00	44,796
PSD 407	EC	10/26/13	032584	ADULT CORRECTIONS OFFICER III	N	CO-06	10	P	A	1.00	43,404	1.00	44,796
PSD 407	EC	11/01/13	037106	ADULT CORRECTIONS OFFICER VI	N	CO-10	90	P	A	1.00	65,388	1.00	61,992
PSD 407	EC	11/29/13	031753	ADULT CORRECTIONS OFFICER V	N	CO-09	20	P	A	1.00	42,324	1.00	59,508
PSD 407	EC	12/01/13	031152	ADULT CORRECTIONS OFFICER IV	N	CO-06	10	P	A	1.00	55,320	1.00	70,188
PSD 407	EC	12/13/13	051712	ADULT CORRECTIONS OFFICER III	N	CO-06	10	P	A	1.00	43,404	1.00	44,796
PSD 407	EC	12/15/13	034535	ADULT CORRECTIONS OFFICER III	N	CO-06	10	P	A	1.00	41,040	1.00	46,692
PSD 407	EC	12/20/13	025523	ADULT CORRECTIONS OFFICER III	N	CO-06	10	P	A	1.00	40,164	1.00	46,692
PSD 407	EC	01/07/14	038429	JANITOR SUPERVISOR II	N	F2-02	02	P	A	1.00	41,424	1.00	40,596
PSD 407	EC	01/15/14	002319	SOCIAL WORKER III	N	SR-20	13	P	A	1.00	37,132	1.00	47,400
PSD 407	EC	01/15/14	031802	CORRECTIONS SUPERVISOR II	N	SR-26	93	P	A	1.00	73,044	1.00	57,720
PSD 407	EC	01/29/14	031755	ADULT CORRECTIONS OFFICER V	N	CO-09	20	P	A	1.00	62,676	1.00	59,688
PSD 407	EC	02/03/14	028911	ADULT CORRECTIONS OFFICER RECRUIT	N	CO-04	10	P	A	1.00	43,404	1.00	46,548
PSD 407	EC	02/03/14	031141	ADULT CORRECTIONS OFFICER IV	N	CO-08	10	P	A	1.00	55,320	1.00	52,692
PSD 407	EC	02/03/14	034532	ADULT CORRECTIONS OFFICER RECRUIT	N	CO-04	10	P	A	1.00	50,904	1.00	46,548
PSD 407	EC	02/03/14	034540	ADULT CORRECTIONS OFFICER RECRUIT	N	CO-04	10	P	A	1.00	43,404	1.00	46,548
PSD 407	EC	02/03/14	036049	ADULT CORRECTIONS OFFICER RECRUIT	N	CO-04	10	P	A	1.00	43,404	1.00	46,548
PSD 407	EC	03/31/14	035608	ADULT CORRECTIONS OFFICER III	N	CO-06	10	P	A	1.00	50,904	1.00	46,692
PSD 407	EC	03/31/14	046667	BUILDING MAINTENANCE SUPERVISOR I	N	F1-09	02	P	A	1.00	49,536	1.00	51,516
PSD 407	EC	04/16/14	034421	SOCIAL WORKER III	N	SR-20	13	P	A	1.00	42,132	1.00	43,812

Department of Public Safety
Personnel Separations from July 1, 2013 to November 30, 2014

Table 14

Prog ID	Sub-Org	Separation Date	Position Number	Position Title	Exempt (Y/N)	SR Level	BU Code	T/P	MOF	Budgeted FTE	Budgeted Salary	Actual FTE	Actual Salary
PSD 407	EC	05/01/14	034522	ADULT CORRECTIONS OFFICER III	N	CO-06	10	P	A	1.00	43,404	1.00	46,692
PSD 407	EC	05/01/14	038785	SECRETARY II	N	SR-14	63	P	A	1.00	44,412	1.00	32,424
PSD 407	EC	05/05/14	034506	ADULT CORRECTIONS OFFICER V	N	CO-09	20	P	A	1.00	60,072	1.00	59,688
PSD 407	EC	05/15/14	012823	ADULT CORRECTIONS OFFICER III	N	CO-06	10	P	A	1.00	45,108	1.00	46,692
PSD 407	EC	05/15/14	051716	BUILDING MAINTENANCE WORKER II	N	WS-09	01	P	A	1.00	47,268	1.00	49,176
PSD 407	EC	06/02/14	038665	ADULT CORRECTIONS OFFICER IV	N	CO-08	10	P	A	1.00	48,948	1.00	52,692
PSD 407	EC	06/17/14	034507	ADULT CORRECTIONS OFFICER RECRUIT	N	CO-04	10	P	A	1.00	43,404	1.00	43,224
PSD 407	EC	06/30/14	032719	ADULT CORRECTIONS OFFICER IV	N	CO-08	10	P	A	1.00	55,320	1.00	59,688
PSD 407	EC	07/14/14	030788	ADULT CORRECTIONS OFFICER III	N	CO-06	10	P	A	1.00	40,164	1.00	48,576
PSD 407	EC	07/18/14	117998	ADULT CORRECTIONS OFFICER III	N	CO-06	10	P	A	1.00	43,404	1.00	48,576
PSD 407	EC	07/31/14	034278	ADULT CORRECTIONS OFFICER V	N	CO-09	20	P	A	1.00	62,676	1.00	62,172
PSD 407	EC	08/14/14	008877	ADULT CORRECTIONS OFFICER III	N	CO-06	10	P	A	1.00	43,404	1.00	48,576
PSD 407	EC	09/19/14	025518	ADULT CORRECTIONS OFFICER III	N	CO-06	10	P	A	1.00	43,404	1.00	48,576
PSD 407	EC	09/23/14	034260	ADULT CORRECTIONS OFFICER III	N	CO-06	10	P	A	1.00	43,404	1.00	48,576
PSD 407	EC	09/29/14	036169	ADULT CORRECTIONS OFFICER III	N	CO-06	10	P	A	1.00	43,404	1.00	48,576
PSD 407	EC	10/10/14	31143	ADULT CORRECTIONS OFFICER IV	N	CO-08	10	P	A	1.00	48,948	1.00	57,264
PSD 407	EC	10/31/14	36176	ADULT CORRECTIONS OFFICER III	N	CO-06	10	P	A	1.00	50,904	1.00	54,900
PSD 407	EC	10/31/14	46668	STOREKEEPER I	N	SR-11	03	P	A	1.00	28,836	1.00	29,988
PSD 407	EC	11/02/14	34117	JANITOR SUPERVISOR I	N	F1-02	02	P	A	1.00	36,684	1.00	39,684
PSD 407	EC	11/03/14	36152	ADULT CORRECTIONS OFFICER RECRUIT	N	CO-04	10	P	A	1.00	43,404	1.00	48,576
PSD 407	EC	11/16/14	32717	ADULT CORRECTIONS OFFICER IV	N	CO-08	10	P	A	1.00	55,320	1.00	62,172
PSD 407	EC	11/16/14	32724	ADULT CORRECTIONS OFFICER IV	N	CO-08	10	P	A	1.00	48,948	1.00	57,264
PSD 407	EC	11/16/14	34592	CORRECTIONS SUPERVISOR I	N	SR-24	23	P	A	1.00	48,048	1.00	64,920
PSD 407	EC	11/16/14	34612	ADULT CORRECTIONS OFFICER IV	N	CO-08	10	P	A	1.00	48,948	1.00	57,264
PSD 408	EI	01/07/14	028409	BUILDING MAINTENANCE HELPER	N	BC-05	01	P	A	1.00	36,960	1.00	37,704
PSD 408	EI	01/14/14	121127	ADULT CORRECTIONS OFFICER RECRUIT	N	CO-06	10	P	A	1.00	46,932	1.00	43,092
PSD 408	EI	01/14/14	121128	ADULT CORRECTIONS OFFICER RECRUIT	N	CO-04	10	P	A	1.00	46,932	1.00	43,092
PSD 408	EI	01/14/14	121129	ADULT CORRECTIONS OFFICER RECRUIT	N	CO-04	10	P	A	1.00	46,932	1.00	43,092
PSD 408	EI	01/14/14	121130	ADULT CORRECTIONS OFFICER RECRUIT	N	CO-04	10	P	A	1.00	46,932	1.00	43,092
PSD 408	EI	01/14/14	121131	ADULT CORRECTIONS OFFICER RECRUIT	N	CO-04	10	P	A	1.00	46,932	1.00	43,092
PSD 408	EI	02/07/14	113256	ADULT CORRECTIONS OFFICER III	N	CO-06	10	P	A	1.00	43,404	1.00	46,692
PSD 408	EI	06/26/14	028369	ADULT CORRECTIONS OFFICER III	N	CO-06	10	P	A	1.00	43,404	1.00	46,692
PSD 409	EK	10/02/13	053089	ADULT CORRECTIONS OFFICER III	N	CO-06	10	P	A	1.00	40,164	1.00	44,796
PSD 409	EK	01/11/14	008185	ADULT CORRECTIONS OFFICER RECRUIT	N	CO-04	10	P	A	1.00	43,404	1.00	43,224
PSD 409	EK	02/03/14	049936	ADULT CORRECTIONS OFFICER III	N	CO-06	10	P	A	1.00	43,404	1.00	46,692
PSD 409	EK	02/15/14	037836	ADULT CORRECTIONS OFFICER III	N	CO-06	10	P	A	1.00	40,164	1.00	46,548
PSD 409	EK	02/24/14	051676	PERSONNEL CLERK III	N	SR-09	63	P	A	1.00	26,707	1.00	26,700
PSD 409	EK	05/01/14	049932	ADULT CORRECTIONS OFFICER III	N	CO-06	10	P	A	1.00	43,404	1.00	46,692
PSD 409	EK	09/09/14	034500	ADULT CORRECTIONS OFFICER III	N	CO-06	10	P	A	1.00	43,404	1.00	43,404
PSD 409	EK	11/09/14	35628	ADULT CORRECTIONS OFFICER VI	N	CO-10	90	P	A	1.00	43,686	1.00	74,052
PSD 409	EK	11/16/14	53079	ADULT CORRECTIONS OFFICER IV	N	CO-08	10	P	A	1.00	48,948	1.00	57,264
PSD 409	EK	11/28/14	30874	CORRECTIONS SUPERVISOR I	N	SR-24	23	P	A	1.00	73,044	1.00	78,996
PSD 410	EL	07/01/13	118805	HUMAN SERVICES PROFESSIONAL IV	N	SR-22	13	P	A	1.00	47,168	1.00	-
PSD 410	EL	07/12/13	118808	HUMAN SERVICES PROFESSIONAL IV	N	SR-22	13	P	A	1.00	61,680	1.00	45,576
PSD 410	EL	08/02/13	118807	HUMAN SERVICES PROFESSIONAL IV	N	SR-22	13	P	A	1.00	51,312	1.00	45,576
PSD 410	EL	08/28/13	120988	HUMAN SERVICES PROFESSIONAL IV	N	SR-22	13	P	A	1.00	49,332	1.00	45,576
PSD 410	EL	08/28/13	120989	HUMAN SERVICES PROFESSIONAL IV	N	SR-22	13	P	A	1.00	49,332	1.00	45,576

Department of Public Safety
Personnel Separations from July 1, 2013 to November 30, 2014

Table 14

Prog ID	Sub-Org	Separation Date	Position Number	Position Title	Exempt (Y/N)	SR Level	BU Code	T/P	MOF	Budgeted FTE	Budgeted Salary	Actual FTE	Actual Salary
PSD 410	EL	08/28/13	120991	HUMAN SERVICES PROFESSIONAL IV	N	SR-22	13	P	A	1.00	49,332	1.00	45,576
PSD 410	EL	09/10/13	121008	SOCIAL SERVICE ASSISTANT IV	N	SR-11	3	P	A	1.00	31,212	1.00	28,836
PSD 410	EL	09/15/13	031294	HUMAN SERVICES PROFESSIONAL IV	N	SR-22	13	P	A	1.00	53,352	1.00	45,576
PSD 410	EL	10/23/13	031283	SOCIAL WORKER III	N	SR-20	13	P	A	1.00	42,132	1.00	42,132
PSD 410	EL	11/26/13	121105	HUMAN SERVICES PROFESSIONAL IV	N	SR-22	13	P	A	1.00	49,332	1.00	47,400
PSD 410	EL	12/04/13	110703	HUMAN SERVICES PROFESSIONAL III	N	SR-20	13	P	A	1.00	42,132	1.00	43,812
PSD 410	EL	12/06/13	036826	OFFICE ASSISTANT III	N	SR-08	03	P	A	1.00	25,668	1.00	25,668
PSD 410	EL	12/20/13	034597	HUMAN SERVICES PROFESSIONAL III	N	SR-20	13	P	A	1.00	49,332	1.00	43,812
PSD 410	EL	12/30/13	31287	HUMAN SERVICES PROFESSIONAL V	N	SR-24	13	P	A	1.00	67,488	1.00	53,364
PSD 410	EL	01/29/14	031280	OFFICE ASSISTANT III	N	SR-08	03	P	A	1.00	25,668	1.00	25,668
PSD 410	EL	04/12/14	037739	OFFICE ASSISTANT III	N	SR-08	03	P	A	1.00	25,668	1.00	25,668
PSD 410	EL	04/16/14	112396	HUMAN SERVICES PROFESSIONAL IV	N	SR-22	13	P	A	1.00	20,900	1.00	47,400
PSD 410	EL	04/25/14	031285	HUMAN SERVICES PROFESSIONAL IV	N	SR-22	13	P	A	1.00	45,576	1.00	47,400
PSD 410	EL	05/01/14	034598	SOCIAL WORKER III	N	SR-20	13	P	A	1.00	42,132	1.00	43,812
PSD 410	EL	05/06/14	112650	HUMAN SERVICES PROFESSIONAL IV	N	SR-22	13	P	A	1.00	53,352	1.00	47,400
PSD 410	EL	05/09/14	116340	SOCIAL SERVICE AID III	N	SR-09	03	P	A	1.00	33,756	1.00	26,700
PSD 410	EL	06/23/14	055213	HUMAN SERVICES PROFESSIONAL III	N	SR-20	13	P	A	1.00	42,132	1.00	43,812
PSD 410	EL	09/02/14	031296	HUMAN SERVICES PROFESSIONAL III	N	SR-20	13	P	A	1.00	45,576	1.00	51,300
PSD 410	EL	10/19/14	31281	SOCIAL WORKER III	N	SR-20	13	P	A	1.00	45,576	1.00	51,300
PSD 410	EL	10/22/14	112651	HUMAN SERVICES PROFESSIONAL IV	N	SR-22	13	P	A	1.00	42,132	1.00	62,424
PSD 410	EL	10/26/14	110702	OFFICE ASSISTANT III (CLERK TYPIST II)	N	SR-08	03	P	A	1.00	27,756	1.00	27,768
PSD 410	EL	11/01/14	31445	HUMAN SERVICES PROFESSIONAL IV	N	SR-22	13	P	A	1.00	64,920	1.00	47,400
PSD 420	CP	07/01/13	006034	INSTITUTION FOOD SVCS MGR II	N	F1-08	02	P	A	1.00	51,036	1.00	-
PSD 420	CP	07/01/13	029799	COOK II	N	BC-08	01	P	A	1.00	41,592	1.00	-
PSD 420	CP	07/01/13	033908	COOK II	N	BC-08	01	P	A	1.00	44,508	1.00	-
PSD 420	CP	07/01/13	033909	COOK II	N	BC-08	01	P	A	1.00	44,508	1.00	-
PSD 420	CP	07/01/13	036777	CORRECTIONS EDN SPCLT III	N	SR-20	13	P	A	1.00	45,576	1.00	-
PSD 420	CP	07/01/13	038535	COOK II	N	BC-08	01	P	A	1.00	44,508	1.00	-
PSD 420	CP	07/01/13	043985	LIBRARIAN III	N	SR-20	13	P	A	1.00	45,579	1.00	-
PSD 420	CP	07/01/13	049867	CORRECTIONS EDUCATION SUPVR I	N	SR-22	13	P	A	1.00	49,344	1.00	-
PSD 420	CP	07/01/13	112957	SUBSTANCE ABUSE SPECIALIST IV	N	SR-22	13	P	A	1.00	49,344	1.00	-
PSD 420	CP	07/21/13	042574	COOK II	N	BC-08	01	P	A	1.00	41,592	1.00	41,592
PSD 420	CP	07/22/13	044026	KITCHEN HELPER	N	BC-02	01	P	A	1.00	33,228	1.00	33,228
PSD 420	CP	08/01/13	037035	COOK II	N	BC-08	01	P	A	1.00	20,796	1.00	41,592
PSD 420	CP	08/01/13	038786	INSTITUTION FOOD SVCS MGR II	N	F1-08	02	P	A	1.00	46,920	1.00	46,008
PSD 420	CP	08/19/13	49269	COOK II	N	BC-08	01	P	A	1.00	41,592	1.00	41,592
PSD 420	CP	09/29/13	042171	KITCHEN HELPER	N	BC-02	01	P	A	1.00	33,228	1.00	33,228
PSD 420	CP	10/11/13	045708	SECRETARY I	N	SR-12	03	P	A	1.00	32,424	1.00	30,036
PSD 420	CP	10/16/13	112962	SUBSTANCE ABUSE SPECIALIST IV	N	SR-22	13	P	A	1.00	49,332	1.00	45,576
PSD 420	CP	11/01/13	042590	COOK II	N	BC-08	01	P	A	1.00	41,592	1.00	42,420
PSD 420	CP	11/17/13	042167	KITCHEN HELPER	N	BC-02	01	P	A	1.00	33,238	1.00	33,888
PSD 420	CP	11/30/13	002351	FOOD SERVICES DRIVER	N	BC-03	01	P	A	1.00	34,164	1.00	34,848
PSD 420	CP	12/02/13	038250	COOK III	N	WS-08	01	P	A	1.00	44,508	1.00	45,396
PSD 420	CP	12/31/13	050394	CORRECTIONS EDUCATION MANAGER	N	EM-05	35	P	A	1.00	86,568	1.00	74,628
PSD 420	CP	12/31/13	051392	KITCHEN HELPER	N	BC-02	01	P	A	1.00	33,228	1.00	
PSD 420	CP	01/01/14	051392	KITCHEN HELPER	N	BC-02	01	P	A	1.00	33,228	1.00	33,888
PSD 420	CP	02/10/14	029799	COOK III	N	WS-08	01	P	A	1.00	41,592	1.00	45,396
PSD 420	CP	04/01/14	112952	SUBSTANCE ABUSE SPECIALIST IV	N	SR-22	13	P	A	1.00	51,312	1.00	53,364

Department of Public Safety
Personnel Separations from July 1, 2013 to November 30, 2014

Table 14

Prog ID	Sub-Org	Separation Date	Position Number	Position Title	Exempt (Y/N)	SR Level	BU Code	T/P	MOF	Budgeted FTE	Budgeted Salary	Actual FTE	Actual Salary
PSD 420	CP	04/01/14	112952	SUBSTANCE ABUSE SPECIALIST IV	N	SR-22	13	P	A	1.00	51,312	1.00	53,364
PSD 420	CP	04/30/14	044029	KITCHEN HELPER	N	BC-02	01	P	A	1.00	33,238	1.00	34,560
PSD 420	CP	05/19/14	047339	CORRECTIONS EDUCATION SPCLT III	N	SR-20	13	P	A	1.00	51,312	1.00	43,812
PSD 420	CP	05/29/14	025516	COOK II	N	BC-08	01	P	A	1.00	41,592	1.00	43,272
PSD 420	CP	06/03/14	118801	SUBSTANCE ABUSE SPECIALIST IV	N	SR-22	13	P	A	1.00	22,415	1.00	43,812
PSD 420	CP	06/16/14	027268	COOK III	N	WS-08	01	P	A	1.00	44,508	1.00	46,308
PSD 420	CP	07/01/14	051375	KITCHEN HELPER	N	BC-02	01	P	A	1.00	33,228	1.00	34,560
PSD 420	CP	07/01/14	051376	KITCHEN HELPER	N	BC-02	01	P	A	1.00	33,228	1.00	34,560
PSD 420	CP	07/25/14	53355	KITCHEN HELPER	N	BC-02	01	P	A	1.00	33,228	1.00	34,560
PSD 420	CP	09/01/14	032514	COOK II	N	BC-08	01	P	A	1.00	41,592	1.00	43,272
PSD 420	CP	09/06/14	051394	KITCHEN HELPER	N	BC-02	01	P	A	1.00	33,228	1.00	34,560
PSD 420	CP	09/21/14	042169	KITCHEN HELPER	N	BC-02	01	P	A	1.00	33,228	1.00	35,256
PSD 420	CP	09/22/14	112249	OFFICE ASSISTANT IV	N	SR-10	03	P	A	1.00	32,424	1.00	35,112
PSD 420	CP	10/16/14	23503	COOK II	N	BC-08	01	P	A	1.00	20,796	1.00	43,272
PSD 420	CP	11/02/14	38957	OFFICE ASSISTANT III (CLERK TYPIST II)	N	SR-08	03	P	A	1.00	33,756	1.00	36,468
PSD 420	CP	11/25/14	38300	COOK III	N	WS-08	01	P	A	1.00	44,508	1.00	47,232
PSD 420	CP	11/29/14	51390	COOK II	N	BC-08	01	P	A	1.00	41,592	1.00	44,136
PSD 420	CP	11/30/14	42165	KITCHEN HELPER	N	BC-02	01	P	A	1.00	33,228	1.00	35,256
PSD 420	CP	11/30/14	42168	KITCHEN HELPER	N	BC-02	01	P	A	1.00	33,228	1.00	35,256
PSD 421	HC	07/01/13	037039	REGISTERED NURSE III	N	SR-20	09	P	A	1.00	96,876	1.00	-
PSD 421	HC	07/01/13	038374	REGISTERED NURSE IV	N	SR-22	09	P	A	1.00	74,328	1.00	-
PSD 421	HC	07/01/13	042530	REGISTERED NURSE III	N	SR-20	09	P	A	1.00	81,972	1.00	-
PSD 421	HC	07/01/13	119229	SOCIAL WORKER IV	N	SR-22	13	P	A	1.00	74,328	1.00	-
PSD 421	HC	07/15/13	044031	REGISTERED NURSE III	N	SR-20	09	P	A	1.00	73,596	1.00	68,736
PSD 421	HC	07/31/13	025535	REGISTERED NURSE V	N	SR-24	29	P	A	1.00	49,332	1.00	107,400
PSD 421	HC	08/12/13	015551	REGISTERED NURSE III	N	SR-20	09	P	A	1.00	21,066	1.00	74,340
PSD 421	HC	08/15/13	119245	CLINICAL PSYCHOLOGIST VII	N	SR-28	13	P	A	1.00	62,424	1.00	62,424
PSD 421	HC	09/17/13	121034	REGISTERED NURSE III	N	SR-20	09	P	A	1.00	77,208	1.00	74,340
PSD 421	HC	09/17/13	121035	REGISTERED NURSE III	N	SR-20	09	P	A	1.00	77,208	1.00	74,340
PSD 421	HC	12/30/13	032529	OFFICE ASSISTANT III	N	SR-08	03	P	A	1.00	17,532	1.00	25,668
PSD 421	HC	12/30/13	039610	REGISTERED NURSE III	N	SR-20	09	P	A	1.00	79,236	1.00	74,340
PSD 421	HC	12/30/13	044030	REGISTERED NURSE III	N	SR-20	13	P	A	1.00	79,236	1.00	74,340
PSD 421	HC	12/30/13	053387	LICENSED PRACTICAL NURSE II	N	HE-08	10	P	A	1.00	43,404	1.00	39,840
PSD 421	HC	12/30/13	119231	HUMAN SERVICES PROFESSIONAL IV	N	SR-22	13	P	A	1.00	67,488	1.00	47,400
PSD 421	HC	12/31/13	118085	PSYCHIATRIST II	Y	SR-NA	13	P	A	1.00	150,000	1.00	-
PSD 421	HC	02/28/14	047527	MEDICAL RECORD TECHNICIAN V	N	SR-11	03	P	A	1.00	28,836	1.00	28,836
PSD 421	HC	03/04/14	120694	REGISTERED NURSE III	N	SR-20	09	P	A	1.00	38,652	1.00	74,340
PSD 421	HC	03/06/14	119465	SOCIAL WORKER V	N	SR-24	23	P	A	1.00	64,920	1.00	53,364
PSD 421	HC	03/14/14	049915	REGISTERED NURSE III	N	SR-20	09	P	A	1.00	68,736	1.00	74,340
PSD 421	HC	04/24/14	038572	OFFICE ASSISTANT III	N	SR-08	03	P	A	1.00	14,784	1.00	25,668
PSD 421	HC	05/14/14	045233	HUMAN SERVICES PROFESSIONAL IV	N	SR-22	13	P	A	1.00	57,708	1.00	47,400
PSD 421	HC	06/01/14	046941	REGISTERED NURSE III	N		09	P	A	0.5	38,652	0.5	87,852
PSD 421	HC	06/02/14	046159	ACCOUNT CLERK IV	N	SR-13	03	P	A	1.00	16,032	1.00	31,212
PSD 421	HC	06/03/14	118070	CLINICAL PSYCHOLOGIST V	N	SR-24	13	P	A	1.00	51,312	1.00	53,364
PSD 421	HC	06/23/14	049886	REGISTERED NURSE III	N	SR-20	09	P	A	1.00	77,304	1.00	77,316
PSD 421	HC	06/23/14	118510	HEALTH CARE PROG EVALUATION-ANALYST	Y	SR NA	73	P	A	1.00	75,000	1.00	78,000
PSD 421	HC	06/23/14	118670	REGISTERED NURSE III	N	SR-20	09	P	A	1.00	79,236	1.00	77,316
PSD 421	HC	07/11/14	119214	HUMAN SERVICES PROFESSIONAL IV	N	SR-22	13	P	A	1.00	18,624	1.00	47,400

Department of Public Safety
 Personnel Separations from July 1, 2013 to November 30, 2014

Table 14

Prog ID	Sub-Org	Separation Date	Position Number	Position Title	Exempt (Y/N)	SR Level	BU Code	T/P	MOF	Budgeted FTE	Budgeted Salary	Actual FTE	Actual Salary
PSD 421	HC	07/31/14	035686	LICENSED PRACTICAL NURSE III	N	HE-10	10	P	A	1.00	24,474	1.00	48,576
PSD 421	HC	08/01/14	053324	CORRECTIONS PHYSICIAN I	Y	SR NA	13	P	A	1.00	145,596	1.00	135,084
PSD 421	HC	10/15/14	37654	HUMAN SERVICES PROFESSIONAL IV	N	SR-22	13	P	A	1.00	51,312	1.00	57,720
PSD 421	HC	10/22/14	118111	CORRECTIONS RECR SPCLT II	N	SR-18	13	P	A	1.00	53,352	1.00	57,720
PSD 421	HC	08/072014	118607	HUMAN SERVICES PROFESSIONAL IV	N	SR-22	13	P	A	1.00	45,576	1.00	53,364
PSD 422	CI	07/16/13	109313	CI DELIVERY/INSTALL SPEC I	Y	F1-NA	02	T	W	1.00	32,580	1.00	31,476
PSD 422	CI	11/01/13	103637	CI SEWING SHOP SUP I	Y	F1-08	02	T	w	1.00	45,120	1.00	35,244
PSD 422	CI	12/04/13	103139	CI DELIVERY/INSTALL SPEC I	Y	F1-NA	02	T	A	1.00	37,116	1.00	
PSD 422	CI	01/31/14	102349	CI PROGRAM ADMINISTRATOR	Y		13	T	W	1.00	84,264	1.00	87,636
PSD 422	CI	06/02/14	103160	CI CLERK	Y	SR-NA	03	T	W	1.00	34,176	1.00	34,176
PSD 422	CI	06/02/14	106470	CI CLERK	Y	SR-NA	03	T	W	1.00	21,064	1.00	28,884
PSD 422	CI	06/02/14	109315	CI SPECIALIST II	Y	SR-NA	23	T	W	1.00	53,352	1.00	47,196
PSD 422	CI	06/02/14	111537	CI SPECIALIST I	Y	SR-NA	13	T	W	1.00	32,180	1.00	36,468
PSD 422	CI	10/29/14	106467	CI DELIVERY/INSTALLATION SPECIALIST I	Y	SR-00	02	T	W	1.00	37,116	1.00	39,372
PSD 422	CI	10/29/14	106466	CI DELIVERY/INSTALLATION SPECIALIST I	Y	F1-00	02	T	W	1.00	36,156	1.00	38,364
PSD 502	CB	07/31/14	121399	ACCOUNT CLERK IV	N	SR-13	03	P	A	1.00	51,312	1.00	32,460
PSD 503	CC	07/01/13	117238	DEPUTY SHERIFF II	N	SR-18	03	P	A	1.00	46,176	1.00	37,968
PSD 503	CC	07/16/13	018098	DEPUTY SHERIFF II	N	SR-18	03	P	A	1.00	47,004	1.00	43,284
PSD 503	CC	08/04/13	120678	SECRETARY I	N	SR-12	63	P	A	1.00	33,888	1.00	30,036
PSD 503	CC	08/12/13	022505	DEPUTY SHERIFF II	N	SR-18	03	P	A	1.00	44,412	1.00	37,968
PSD 503	CC	08/16/13	039837	DEPUTY SHERIFF II	N	SR-18	03	P	A	1.00	37,968	1.00	37,968
PSD 503	CC	08/16/13	117573	DEPUTY SHERIFF II	N	SR-18	03	P	A	1.00	35,064	1.00	37,968
PSD 503	CC	09/23/13	120679	ACCOUNT CLERK III	N	SR-11	03	P	A	1.00	31,212	1.00	28,836
PSD 503	CC	11/03/13	028415	DEPUTY SHERIFF III	N	SR-20	04	P	A	1.00	51,936	1.00	41,040
PSD 503	CC	11/03/13	043399	DEPUTY SHERIFF III	N	SRS-20	04	P	A	1.00	54,012	1.00	41,040
PSD 503	CC	12/30/13	043486	DEPUTY SHERIFF II	N	SR-18	03	P	A	1.00	51,936	1.00	40,548
PSD 503	CC	12/30/13	111187	DEPUTY SHERIFF III	N	SR-20	04	P	U	1.00	58,440	1.00	41,040
PSD 503	CC	01/17/14	120682	OFFICE ASSISTANT III	N	SR-08	03	P	A	1.00	31,212	1.00	25,668
PSD 503	CC	02/21/14	043373	OFFICE ASSISTANT III	N	SR-08	03	P	A	1.00	25,668	1.00	25,668
PSD 503	CC	04/28/14	111167	DEPUTY SHERIFF II	N	SR-18	03	P	U	1.00	51,936	1.00	37,968
PSD 503	CC	06/02/14	116474	DEPUTY SHERIFF II	N	SR-18	03	P	A	1.00	54,012	1.00	72,841
PSD 503	CC	06/23/14	112692	OFFICE ASSISTANT IV	N	SR-10	03	P	U	1.00	58,440	1.00	
PSD 503	CC	06/26/14	112633	DEPUTY SHERIFF II	N	SR-18	03	P	U	1.00	44,412	1.00	37,968
PSD 503	CC	07/11/14	043417	DEPUTY SHERIFF II	N	SR-18	03	P	A	1.00	41,040	1.00	39,492
PSD 503	CC	07/16/14	045662	DEPUTY SHERIFF II	N	SR-18	03	P	A	1.00	49,932	1.00	39,492
PSD 503	CC	08/01/14	045657	DEPUTY SHERIFF II	N	SR-18	03	P	A	1.00	44,412	1.00	39,492
PSD 503	CC	08/04/14	043458	DEPUTY SHERIFF II	N	SR-18	03	P	A	1.00	35,068	1.00	39,492
PSD 503	CC	09/16/14	043403	DEPUTY SHERIFF III	N	SR-20	04	P	A	1.00	48,882	1.00	49,968
PSD 503	CC	10/22/14	112687	DEPUTY SHERIFF III	N	SR-20	04	P	U	1.00	56,172	1.00	60,780
PSD 503	CC	10/31/14	15134	DEPUTY SHERIFF III	N	SR-20	04	P	A	1.00	56,172	1.00	60,780
PSD 503	CC	11/14/14	112689	DEPUTY SHERIFF II	N	SR-18	3	P	U	1.00	41,040	1.00	
PSD 612	BB	10/11/13	121069	PAROLE OFFICER IV	N	SR-22	13	P	A	1.00	49,332	1.00	45,576
PSD 612	BB	10/11/13	121070	PAROLE OFFICER IV	N	SR-22	13	P	A	1.00	49,332	1.00	45,576
PSD 612	BB	01/06/14	002320	PAROLE OFFICER IV	N	SR-22	13	P	A	1.00	49,332	1.00	47,400
PSD 612	BB	11/02/14	3403	PAROLE OFFICER VI	N	SR-26	23	P	A	1.00	70,224	1.00	85,416

Department of Public Safety
Personnel Separations from July 1, 2013 to November 30, 2014

Table 14

Prog ID	Sub-Org	Separation Date	Position Number	Position Title	Exempt (Y/N)	SR Level	BU Code	T/P	MOF	Budgeted FTE	Budgeted Salary	Actual FTE	Actual Salary
PSD 612	BB	11/16/14	117305	PAROLE OFFICER IV	N	SR-22	13	P	A	1.00	57,708	1.00	64,920
PSD 612	BB	11/28/14	30918	OFFICE ASSISTANT III (CLERK TYPIST II)	N	SR-08	03	P	A	1.00	36,516	1.00	27,768
PSD 612	BB	11/29/14	51685	PAROLE OFFICER IV		SR-22	13	P	A	1.00	45,576	1.00	51,300
PSD 613	DA	07/31/13	119174	CVCC SPECIALIST	Y	SR-NA	13	P	B	1.00	65,000	1.00	36,024
PSD 613	DA	07/31/13	120662	JRI PROB RESTITUTION RECOVERY COORD	Y	SR-NA	13	P	A	1.00	55,320	1.00	68,000
PSD 900	EA	07/01/13	045940	ADULT CORRECTIONS OFFICER IV	N	CO-08	10	P	A	1.00	51,314	1.00	-
PSD 900	EA	07/01/13	120919	OFFICE ASSISTANT IV	N	SR-10	03	P	A	1.00	30,000	1.00	-
PSD 900	EA	07/01/13	120920	OFFICE ASSISTANT IV	N	SR-10	03	P	A	1.00	47,508	1.00	-
PSD 900	EA	07/01/13	120921	OFFICE ASSISTANT IV	N	SR-10	03	P	A	1.00	47,508	1.00	-
PSD 900	EA	07/01/13	112257	PERSONNEL MANAGEMENT SPECIALIST V	N	SR-24	73	P	A	1.00	51,314	1.00	73,044
PSD 900	EA	07/31/13	120954	OFFICE ASSISTANT IV	N	SR-10	03	P	A	1.00	56,208	1.00	-
PSD 900	EA	08/06/13	118666	INFORMATION TECHNOLOGY SPCLT IV	N	SR-22	13	P	A	1.00	42,132	1.00	45,576
PSD 900	EA	08/12/13	120798	PROGRAM SPECIALIST VI	N	SR-26	13	P	A	1.00	57,000	1.00	55,500
PSD 900	EA	10/16/13	001706	PRE AUDIT CLERK I	N	SR-11	03	P	A	1.00	28,836	1.00	28,836
PSD 900	EA	11/01/13	118661	INFORMATION TECHNOLOGY SPCLT V	N	SR-24	13	P	A	1.00	67,488	1.00	51,312
PSD 900	EA	11/29/13	025671	ACCOUNTANT III	N	SR-20	13	P	A	1.00	60,024	1.00	42,132
PSD 900	EA	01/02/14	037751	CIVIL RIGHTS SPECIALIST IV	N	SR-22	73	P	A	1.00	49,332	1.00	47,400
PSD 900	EA	01/16/14	002560	ADULT CORRECTIONS OFFICER V	N	CO-09	20	P	A	1.00	60,072	1.00	59,688
PSD 900	EA	02/03/14	045939	ADULT CORRECTIONS OFFICER IV	N	CO-08	10	P	A	1.00	55,320	1.00	52,692
PSD 900	EA	04/16/14	040776	PERSONNEL CLERK V	N	SR-13	63	P	A	1.00	31,212	1.00	31,212
PSD 900	EA	06/02/14	045944	ADULT CORRECTIONS OFFICER IV	N	CO-08	10	P	A	1.00	55,320	1.00	52,692
PSD 900	EA	06/30/14	027087	PERSONNEL CLERK V	N	SR-13	63	P	A	1.00	35,064	1.00	32,460
PSD 900	EA	07/01/14	038664	INVESTIGATOR V	N	SR-24	73	P	A	1.00	62,424	1.00	57,168
PSD 900	EA	07/16/14	040777	PERSONNEL CLERK V	N	SR-13	63	P	A	1.00	36,516	1.00	32,460
PSD 900	EA	07/23/14	118667	INFORMATION TECHNOLOGY SPCLT IV	N	SR-22	13	P	A	1.00	44,412	1.00	47,400
PSD 900	EA	07/25/14	024607	OFFICE ASSISTANT III	N	SR-08	03	P	A	1.00	25,668	1.00	26,700
PSD 900	EA	09/05/14	037233	PERSONNEL CLERK IV	N	SR-11	63	P	A	1.00	28,836	1.00	31,236
PSD 900	EA	09/16/14	121446	PRE-AUDIT CLERK I	N	SR-11	03	P	A	1.00	31,212	1.00	-
PSD 900	EA	09/22/14	002448	PERSONNEL CLERK IV	N	SR-11	03	P	A	1.00	31,212	1.00	31,236
PSD 900	EA	10/15/14	43952	PROGRAM BUDGET ANALYST V	N	SR-24	73	P	A	1.00	64,920	1.00	73,032
PSD 900	EA	10/15/14	45687	PRE AUDIT CLERK I	N	SR-11	03	P	A	1.00	32,424	1.00	35,112
PSD 900	EA	11/02/14	102217	DEPUTY DIRECTOR FOR CORRECTIONS	Y	SR-00	00	P	A	1.00	119,508	1.00	121,908
PSD 900	EA	11/30/14	102216	DEPUTY DIRECTOR FOR ADMINISTRATION	Y	SR-00	00	P	A	1.00	119,508	1.00	121,908

Department of Public Safety
Positions Filled from July 1, 2013 to November 30, 2014

Table 15

Prog ID	Sub-Org	Effective Date Position Filled	Position Number	Position Title	Exempt (Y/N)	SR Level	BU Code	T/P	MOF	Budgeted FTE	Budgeted Salary	Actual FTE	Actual Salary	Occupied by 89 Day Hire (Y/N)
PSD 402	ED	10/04/13	002538	ADULT CORRECTIONS OFFICER RECRUIT	N	CO-04	10	P	A	1.00	50,904	1.00	41,448	
PSD 402	ED	02/03/14	025484	ADULT CORRECTIONS OFFICER IV	N	CO-08	10	P	A	1.00	55,320	1.00	59,688	
PSD 402	ED	02/03/14	025485	ADULT CORRECTIONS OFFICER IV	N	CO-08	10	P	A	1.00	55,320	1.00	57,264	
PSD 402	ED	02/24/14	025491	ADULT CORRECTIONS OFFICER RECRUIT	N	CO-04	10	P	A	1.00	40,164	1.00	43,224	
PSD 402	ED	07/28/14	025491	ADULT CORRECTIONS OFFICER RECRUIT	N	CO-04	10	P	A	1.00	40,164	1.00	44,928	
PSD 402	ED	07/28/14	025507	ADULT CORRECTIONS OFFICER RECRUIT	N	CO-04	10	P	A	1.00	42,404	1.00	44,928	
PSD 402	ED	10/01/14	25540	BUILDING MAINTENANCE WORKER II	N	WS-09	01	P	A	1.00	47,268	1.00		
PSD 402	ED	09/16/13	028289	CORRECTIONS SUPERVISOR I	N	SR-24	23	P	A	1.00	51,116	1.00	60,024	
PSD 402	ED	10/04/13	031198	ADULT CORRECTIONS OFFICER RECRUIT	N	CO-04	10	P	A	1.00	43,404	1.00	41,448	
PSD 402	ED	02/03/14	031221	ADULT CORRECTIONS OFFICER V	N	CO-09	20	P	A	1.00	62,676	1.00	64,872	
PSD 402	ED	02/03/14	031224	ADULT CORRECTIONS OFFICER IV	N	CO-08	10	P	A	1.00	55,320	1.00	52,692	
PSD 402	ED	10/16/13	032125	SECRETARY I	N	SR-12	03	P	A	1.00	41,040	1.00	31,212	
PSD 402	ED	11/10/14	32224	JANITOR SUPERVISOR II	N	F2-02	02	P	A	1.00	36,956	1.00		
PSD 402	ED	01/07/14	032224	JANITOR SUPERVISOR II	N	F2-02	02	P	A	1.00	36,956	1.00	43,080	
PSD 402	ED	10/16/13	032225	BUILDING MAINTENANCE SUPERVISOR I	N	F1-09	02	P	A	1.00	36,956	1.00	51,516	
PSD 402	ED	07/28/14	034257	ADULT CORRECTIONS OFFICER RECRUIT	N	CO-04	10	P	A	1.00	48,552	1.00	44,928	
PSD 402	ED	07/28/14	034270	ADULT CORRECTIONS OFFICER RECRUIT	N	CO-04	10	P	A	1.00	43,404	1.00	44,928	
PSD 402	ED	07/28/14	034289	ADULT CORRECTIONS OFFICER RECRUIT	N	CO-04	10	P	A	1.00	43,404	1.00	44,928	
PSD 402	ED	02/24/14	034291	ADULT CORRECTIONS OFFICER RECRUIT	N	CO-04	10	P	A	1.00	45,108	1.00	43,224	
PSD 402	ED	02/03/14	034318	ADULT CORRECTIONS OFFICER IV	N	CO-08	10	P	A	1.00	55,320	1.00	52,692	
PSD 402	ED	05/16/14	034335	OFFICE ASSISTANT V	N	SR-12	03	P	A	1.00	35,064	1.00	33,756	
PSD 402	ED	07/28/14	034519	ADULT CORRECTIONS OFFICER RECRUIT	N	CO-04	10	P	A	1.00	40,164	1.00	44,928	
PSD 402	ED	07/28/14	034534	ADULT CORRECTIONS OFFICER RECRUIT	N	CO-04	10	P	A	1.00	43,404	1.00	44,928	
PSD 402	ED	07/28/14	037786	ADULT CORRECTIONS OFFICER RECRUIT	N	CO-04	10	P	A	1.00	43,404	1.00	44,928	
PSD 402	ED	07/28/14	037791	ADULT CORRECTIONS OFFICER RECRUIT	N	CO-04	10	P	A	1.00	46,932	1.00	44,928	
PSD 402	ED	02/24/14	037803	ADULT CORRECTIONS OFFICER RECRUIT	N	CO-04	10	P	A	1.00	40,164	1.00	43,224	
PSD 402	ED	10/04/13	037804	ADULT CORRECTIONS OFFICER RECRUIT	N	CO-04	10	P	A	1.00	43,404	1.00	41,448	
PSD 402	ED	07/28/14	037806	ADULT CORRECTIONS OFFICER RECRUIT	N	CO-04	10	P	A	1.00	40,164	1.00	44,928	
PSD 402	ED	02/24/14	037810	ADULT CORRECTIONS OFFICER RECRUIT	N	CO-04	10	P	A	1.00	43,404	1.00	43,224	
PSD 402	ED	02/03/14	037820	ADULT CORRECTIONS OFFICER IV	N	CO-08	10	P	A	1.00	48,948	1.00	52,692	
PSD 402	ED	02/03/14	037942	ADULT CORRECTIONS OFFICER V	N	CO-09	20	P	A	1.00	60,072	1.00	64,872	
PSD 402	ED	02/03/14	037947	ADULT CORRECTIONS OFFICER IV	N	CO-08	10	P	A	1.00	55,320	1.00	52,692	
PSD 402	ED	06/02/14	037959	ADULT CORRECTIONS OFFICER IV	N	CO-08	10	P	A	1.00	55,320	1.00	52,692	
PSD 402	ED	05/16/14	037986	HUMAN SERVICES PROFESSIONAL IV	N	SR-22	13	P	A	1.00	53,352	1.00	51,300	
PSD 402	ED	02/24/14	037991	ADULT CORRECTIONS OFFICER RECRUIT	N	CO-04	10	P	A	1.00	43,404	1.00	43,224	
PSD 402	ED	02/24/14	037999	ADULT CORRECTIONS OFFICER RECRUIT	N	CO-04	10	P	A	1.00	40,164	1.00	43,224	
PSD 402	ED	02/24/14	038117	ADULT CORRECTIONS OFFICER RECRUIT	N	CO-04	10	P	A	1.00	43,404	1.00	43,224	
PSD 402	ED	02/24/14	038120	ADULT CORRECTIONS OFFICER RECRUIT	N	CO-04	10	P	A	1.00	40,164	1.00	43,224	
PSD 402	ED	07/28/14	038131	ADULT CORRECTIONS OFFICER RECRUIT	N	CO-04	10	P	A	1.00	50,904	1.00	44,928	
PSD 402	ED	07/28/14	038137	ADULT CORRECTIONS OFFICER RECRUIT	N	CO-04	10	P	A	1.00	50,904	1.00	44,928	
PSD 402	ED	10/16/13	038316	AUTOMOTIVE MECHANIC II	N	WS-10	01	P	A	1.00	48,960	1.00	49,944	
PSD 402	ED	10/24/14	38339	ACCOUNTANT III	N	SR-20	01	P	A	1.00	28,836	1.00		
PSD 402	ED	12/02/13	038373	MAINTENANCE MECHANIC II	N	WS-09	01	P	A	1.00	47,268	1.00	48,216	
PSD 402	ED	11/01/13	038381	OFFICE ASSISTANT III	N	SR-08	03	P	A	1.00	25,668	1.00	25,668	
PSD 402	ED	04/16/14	038469	PERSONNEL MANAGEMENT SPECIALIST I	N	SR-16	73	P	A	1.00	26,700	1.00	40,548	
PSD 402	ED	10/01/14	45938	BUILDING MAINTENANCE WORKER II	N	WS-09	01	P	A	1.00	47,268	1.00		
PSD 402	ED	02/24/14	047296	ADULT CORRECTIONS OFFICER RECRUIT	N	CO-04	10	P	A	1.00	43,404	1.00	43,224	
PSD 402	ED	04/16/14	121123	SOCIAL WORKER IV	N	SR-22	13	P	A	1.00	50,372	1.00	47,400	
PSD 402	ED	06/16/14	121125	SOCIAL WORKER IV	N	SR-22	13	P	A	1.00	50,372	1.00	47,400	
PSD 402	ED	05/16/14	121126	CORRECTIONS SUPERVISOR I	N	SR-24	23	P	A	1.00	56,540	1.00	64,920	
PSD 402	ED	02/10/14	038146*	BUILDING MAINTENANCE WORKER II	N	WS-09	01	P	A	1.00	47,268	1.00	48,216	
PSD 402	ED	06/17/13	038147*	GROUNDSKEEPER II	N	WS-02	01	P	A	1.00	35,544	1.00	-	
PSD 402	ED	08/05/13	038151*	SECRETARY II	N	SR-14	03	P	A	1.00	46,176	1.00	46,176	
PSD 402	ED	10/16/13	040905*	BUILDING MAINTENANCE WORKER I	N	BC-09	01	P	A	1.00	44,544	1.00	45,432	

Department of Public Safety
Positions Filled from July 1, 2013 to November 30, 2014

Table 15

Prog ID	Sub-Org	Effective Date Position Filled	Position Number	Position Title	Exempt (Y/N)	SR Level	BU Code	T/P	MOF	Budgeted FTE	Budgeted Salary	Actual FTE	Actual Salary	Occupied by 89 Day Hire (Y/N)
PSD 402	ED	12/04/13	040906*	BUILDING MAINTENANCE WORKER I	N	BC-09	01	P	A	1.00	44,544	1.00	45,432	
PSD 403	EE	06/02/14	002587	ADULT CORRECTIONS OFFICER V	N	CO-09	20	P	A	1.00	60,072	1.00	64,872	
PSD 403	EE	06/02/14	002616	ADULT CORRECTIONS OFFICER V	N	CO-09	20	P	A	1.00	55,320	1.00	64,872	
PSD 403	EE	06/20/14	003854	ADULT CORRECTIONS OFFICER III	N	CO-06	10	P	A	1.00	43,404	1.00	48,576	
PSD 403	EE	06/02/14	004291	ADULT CORRECTIONS OFFICER IV	N	CO-08	10	P	A	1.00	55,320	1.00	54,900	
PSD 403	EE	06/02/14	004293	ADULT CORRECTIONS OFFICER IV	N	CO-08	10	P	A	1.00	48,948	1.00	59,688	
PSD 403	EE	03/03/14	006035	BUSINESS SERVICES SUPERVISOR II	N	SR-18	63	P	A	1.00	58,440	1.00	37,968	
PSD 403	EE	06/02/14	006037	ADULT CORRECTIONS OFFICER IV	N	CO-08	10	P	A	1.00	55,320	1.00	59,688	
PSD 403	EE	06/02/14	006119	ADULT CORRECTIONS OFFICER V	N	CO-09	20	P	A	1.00	60,072	1.00	54,900	
PSD 403	EE	03/01/14	006122	ADULT CORRECTIONS OFFICER III	N	CO-06	10	P	A	1.00	40,164	1.00	46,692	
PSD 403	EE	06/02/14	006701	GENERAL CONSTR & MTNCE SUPVR I	N	F1-10	02	P	A	1.00	51,528	1.00	55,740	
PSD 403	EE	02/03/14	006702	INSTITUTION FACILITIES SUPT II	N	SR-24	04	P	A	1.00	68,388	1.00	48,048	
PSD 403	EE	12/02/13	007170	CORRECTIONS MANAGER III	N	EM-05	35	P	A	1.00	90,924	1.00	74,628	
PSD 403	EE	06/02/14	007173	ADULT CORRECTIONS OFFICER V	N	CO-09	20	P	A	1.00	55,320	1.00	59,688	
PSD 403	EE	06/30/13	007174	ADULT CORRECTIONS OFFICER RECRUIT	N	CO-04	10	P	A	1.00	43,404	1.00	43,224	
PSD 403	EE	08/26/14	007174	ADULT CORRECTIONS OFFICER IV	N	CO-08	10	P	A	1.00	43,404	1.00	57,264	
PSD 403	EE	03/01/14	007175	ADULT CORRECTIONS OFFICER III	N	CO-06	10	P	A	1.00	43,404	1.00	46,692	
PSD 403	EE	06/02/14	007176	ADULT CORRECTIONS OFFICER IV	N	CO-08	10	P	A	1.00	55,320	1.00	52,692	
PSD 403	EE	03/02/14	007837	ADULT CORRECTIONS OFFICER III	N	CO-06	10	P	A	1.00	43,404	1.00	46,692	
PSD 403	EE	03/01/14	011667	ADULT CORRECTIONS OFFICER III	N	CO-06	10	P	A	1.00	43,404	1.00	46,692	
PSD 403	EE	06/30/14	024569	ADULT CORRECTIONS OFFICER RECRUIT	N	CO-04	10	P	A	1.00	50,904	1.00	43,224	
PSD 403	EE	06/30/14	026250	ADULT CORRECTIONS OFFICER RECRUIT	N	CO-04	10	P	A	1.00	50,904	1.00	43,224	
PSD 403	EE	07/16/14	026424	HUMAN SERVICES PROFESSIONAL III	N	SR-20	13	P	A	1.00	40,548	1.00	43,812	
PSD 403	EE	06/02/14	026585	ADULT CORRECTIONS OFFICER IV	N	CO-08	10	P	A	1.00	48,948	1.00	52,692	
PSD 403	EE	06/20/14	026586	ADULT CORRECTIONS OFFICER III	N	CO-06	10	P	A	1.00	46,932	1.00	46,692	
PSD 403	EE	06/02/14	026587	ADULT CORRECTIONS OFFICER IV	N	CO-08	10	P	A	1.00	48,948	1.00	52,692	
PSD 403	EE	02/03/14	028484	ADULT CORRECTIONS OFFICER VI	N	CO-10	90	P	A	1.00	65,388	1.00	70,692	
PSD 403	EE	03/01/14	028909	ADULT CORRECTIONS OFFICER III	N	CO-06	10	P	A	1.00	43,404	1.00	46,692	
PSD 403	EE	04/01/14	029989	CORRECTIONS SUPERVISOR I	N	SR-24	23	P	A	1.00	73,044	1.00	53,364	
PSD 403	EE	05/01/14	030325	OFFICE ASSISTANT III	N	SR-08	03	P	A	1.00	27,756	1.00	25,668	
PSD 403	EE	05/01/14	031260	SECRETARY II	N	SR-14	63	P	A	1.00	33,756	1.00	32,424	
PSD 403	EE	10/27/14	33855	ADULT CORRECTIONS OFFICER III	N	CO-06	10	P	A	1.00	43,404	1.00		
PSD 403	EE	06/20/14	033856	ADULT CORRECTIONS OFFICER III	N	CO-06	10	P	A	1.00	43,404	1.00	46,692	
PSD 403	EE	06/30/14	033857	ADULT CORRECTIONS OFFICER RECRUIT	N	CO-04	10	P	A	1.00	43,404	1.00	43,224	
PSD 403	EE	03/03/14	033858	ADULT CORRECTIONS OFFICER III	N	CO-06	10	P	A	1.00	50,904	1.00	54,900	
PSD 403	EE	06/30/14	033859	ADULT CORRECTIONS OFFICER RECRUIT	N	CO-04	10	P	A	1.00	40,164	1.00	43,224	
PSD 403	EE	06/30/14	033860	ADULT CORRECTIONS OFFICER RECRUIT	N	CO-04	10	P	A	1.00	43,404	1.00	43,224	
PSD 403	EE	06/30/14	033861	ADULT CORRECTIONS OFFICER RECRUIT	N	CO-04	10	P	A	1.00	43,404	1.00	43,224	
PSD 403	EE	06/30/14	033862	ADULT CORRECTIONS OFFICER RECRUIT	N	CO-04	10	P	A	1.00	46,932	1.00	43,224	
PSD 403	EE	03/01/14	033863	ADULT CORRECTIONS OFFICER III	N	CO-06	10	P	A	1.00	43,404	1.00	46,692	
PSD 403	EE	06/30/14	033864	ADULT CORRECTIONS OFFICER RECRUIT	N	CO-04	10	P	A	1.00	50,904	1.00	43,224	
PSD 403	EE	06/02/14	033986	ADULT CORRECTIONS OFFICER V	N	CO-09	20	P	A	1.00	60,072	1.00	59,688	
PSD 403	EE	04/01/14	034688	PERSONNEL CLERK III	N	SR-09	63	P	A	1.00	26,700	1.00	26,700	
PSD 403	EE	10/23/14	34816	CORRECTIONS RECR SPCLT III	N	SR-20	13	P	A	1.00	51,312	1.00		
PSD 403	EE	03/03/14	036123	ADULT CORRECTIONS OFFICER III	N	CO-06	10	P	A	1.00	45,108	1.00	48,576	
PSD 403	EE	06/30/14	036124	ADULT CORRECTIONS OFFICER RECRUIT	N	CO-04	10	P	A	1.00	40,164	1.00	43,224	
PSD 403	EE	03/01/14	036125	ADULT CORRECTIONS OFFICER III	N	CO-06	10	P	A	1.00	43,404	1.00	46,692	
PSD 403	EE	06/30/14	036126	ADULT CORRECTIONS OFFICER RECRUIT	N	CO-04	10	P	A	1.00	46,932	1.00	43,224	
PSD 403	EE	06/30/14	036127	ADULT CORRECTIONS OFFICER RECRUIT	N	CO-04	10	P	A	1.00	40,164	1.00	43,224	
PSD 403	EE	03/03/14	036128	ADULT CORRECTIONS OFFICER III	N	CO-06	10	P	A	1.00	43,404	1.00	46,692	
PSD 403	EE	03/01/14	036130	ADULT CORRECTIONS OFFICER III	N	CO-06	10	P	A	1.00	43,404	1.00	46,692	
PSD 403	EE	06/19/14	036131	ADULT CORRECTIONS OFFICER III	N	CO-06	10	P	A	1.00	43,404	1.00	46,692	
PSD 403	EE	03/01/14	036132	ADULT CORRECTIONS OFFICER III	N	CO-06	10	P	A	1.00	43,404	1.00	46,692	
PSD 403	EE	06/30/14	036133	ADULT CORRECTIONS OFFICER RECRUIT	N	CO-04	10	P	A	1.00	50,904	1.00	43,224	

Department of Public Safety
Positions Filled from July 1, 2013 to November 30, 2014

Table 15

Prog ID	Sub-Org	Effective Date Position Filled	Position Number	Position Title	Exempt (Y/N)	SR Level	BU Code	T/P	MOF	Budgeted FTE	Budgeted Salary	Actual FTE	Actual Salary	Occupied by 89 Day Hire (Y/N)
PSD 403	EE	09/16/14	037033	OFFICE ASSISTANT III	N	SR-08	03	P	A	1.00	25,668	1.00	26,700	
PSD 403	EE	08/01/14	037037	ACCOUNT CLERK III	N	SR-11	03	P	A	1.00	28,836	1.00	-	
PSD 403	EE	03/01/14	038789	ADULT CORRECTIONS OFFICER III	N	CO-06	10	P	A	1.00	43,404	1.00	46,692	
PSD 403	EE	06/30/14	038793	ADULT CORRECTIONS OFFICER RECRUIT	N	CO-04	10	P	A	1.00	43,404	1.00	43,224	
PSD 403	EE	06/30/14	038795	ADULT CORRECTIONS OFFICER RECRUIT	N	CO-04	10	P	A	1.00	46,932	1.00	43,224	
PSD 403	EE	06/19/14	038796	ADULT CORRECTIONS OFFICER III	N	CO-06	10	P	A	1.00	47,268	1.00	46,692	
PSD 403	EE	07/01/14	038838	BUILDING MAINTENANCE WORKER II	N	WS-09	01	P	A	1.00	47,268	1.00	-	
PSD 403	EE	02/03/14	040370	OFFICE ASSISTANT III	N	SR-08	03	P	A	1.00	28,836	1.00	30,036	
PSD 403	EE	03/01/14	047285	ADULT CORRECTIONS OFFICER III	N	CO-06	10	P	A	1.00	43,404	1.00	46,692	
PSD 403	EE	03/02/14	047286	ADULT CORRECTIONS OFFICER III	N	CO-06	10	P	A	1.00	45,108	1.00	48,576	
PSD 403	EE	06/30/14	047287	ADULT CORRECTIONS OFFICER RECRUIT	N	CO-04	10	P	A	1.00	43,404	1.00	43,224	
PSD 403	EE	08/26/14	051449	ADULT CORRECTIONS OFFICER V	N	CO-09	20	P	A	1.00	55,320	1.00	70,692	
PSD 403	EE	07/16/14	120926	HUMAN SERVICES PROFESSIONAL IV	N	SR-22	13	P	A	1.00	46,236	1.00	47,400	
PSD 403	EE	09/02/14	002570*	AUTOMOTIVE MECHANIC II	N	WS-10	01	P	A	1.00	50,520	1.00	50,940	
PSD 403	EE	07/01/14	006707*	GENERAL MAINTENANCE SUPERVISOR I	N	WS-11	01	P	A	1.00	50,856	1.00	-	
PSD 403	EE	06/22/14	038536*	ADULT CORRECTIONS OFFICER III	N	CO-06	10	P	A	1.00	43,404	1.00	46,692	
PSD 403	EE	06/22/14	038794*	ADULT CORRECTIONS OFFICER III	N	CO-06	10	P	A	1.00	43,404	1.00	46,692	
PSD 403	EE	06/19/14	051449*	ADULT CORRECTIONS OFFICER V	N	CO-09	20	P	A	1.00	55,320	1.00	64,872	
PSD 404	EF	11/17/14	24565	ADULT CORRECTIONS OFFICER V	N	CO-09	20	P	A	1.00	55,320	1.00		
PSD 404	EF	01/21/14	036343	ADULT CORRECTIONS OFFICER VI	N	CO-10	90	P	A	1.00	65,388	1.00	62,172	
PSD 404	EF	02/24/14	036438	ADULT CORRECTIONS OFFICER RECRUIT	N	CO-04	10	P	A	1.00	50,904	1.00	43,224	
PSD 404	EF	03/10/14	036442	ADULT CORRECTIONS OFFICER III	N	CO-06	10	P	A	1.00	43,404	1.00	46,692	
PSD 404	EF	09/02/14	036459	SECRETARY II	N	SR-14	03	P	A	1.00	41,040	1.00	33,720	
PSD 404	EF	10/04/13	037088	ADULT CORRECTIONS OFFICER RECRUIT	N	CO-04	10	P	A	1.00	43,404	1.00	41,448	
PSD 404	EF	07/28/14	038303	ADULT CORRECTIONS OFFICER RECRUIT	N	CO-04	10	P	A	1.00	40,164	1.00	44,928	
PSD 404	EF	02/24/14	038304	ADULT CORRECTIONS OFFICER RECRUIT	N	CO-04	10	P	A	1.00	50,904	1.00	43,224	
PSD 404	EF	12/20/13	038621	CORRECTIONS SUPERVISOR I	N	SR-24	13	P	A	1.00	67,488	1.00	67,512	
PSD 404	EF	10/16/14	46959	ACCOUNT CLERK I	N	SR-06	03	P	A	1.00	25,668	1.00		
PSD 404	EF	02/24/14	051758	ADULT CORRECTIONS OFFICER RECRUIT	N	CO-04	10	P	A	1.00	43,404	1.00	43,224	
PSD 404	EF	02/24/14	051766	ADULT CORRECTIONS OFFICER RECRUIT	N	CO-04	10	P	A	1.00	40,164	1.00	43,224	
PSD 404	EF	07/28/14	051770	ADULT CORRECTIONS OFFICER RECRUIT	N	CO-04	10	P	A	1.00	43,404	1.00	44,928	
PSD 404	EF	10/04/13	051772	ADULT CORRECTIONS OFFICER RECRUIT	N	CO-04	10	P	A	1.00	43,404	1.00	41,448	
PSD 404	EF	08/27/14	053309	SOCIAL WORKER IV	N	SR-22	13	P	A	1.00	57,708	1.00	47,400	
PSD 404	EF	08/26/14	053327	ADULT CORRECTIONS OFFICER IV	N	CO-08	10	P	A	1.00	48,948	1.00	57,264	
PSD 404	EF	10/01/14	53338	ACCOUNT CLERK III	N	SR-11	03	P	A	1.00	39,480	1.00		
PSD 404	EF	09/20/13	120424	OFFICE ASSISTANT III	N	SR-08	03	P	A	1.00	25,668	1.00	25,668	
PSD 404	EF	07/16/13	036416*	CORRECTIONS MANAGER III	N	EM-05	35	P	A	1.00	68,520	1.00	74,628	
PSD 405	EG	03/17/14	025978	ADULT CORRECTIONS OFFICER RECRUIT	N	CO-04	10	P	A	1.00	43,404	1.00	43,224	
PSD 405	EG	06/02/14	025979	ADULT CORRECTIONS OFFICER V	N	CO-09	20	P	A	1.00	62,676	1.00	59,688	
PSD 405	EG	06/02/14	025990	ADULT CORRECTIONS OFFICER V	N	CO-09	20	P	A	1.00	60,072	1.00	64,872	
PSD 405	EG	06/30/14	025991	ADULT CORRECTIONS OFFICER RECRUIT	N	CO-04	10	P	A	1.00	43,404	1.00	43,224	
PSD 405	EG	03/17/14	025994	ADULT CORRECTIONS OFFICER RECRUIT	N	CO-04	10	P	A	1.00	10,851	1.00	43,224	
PSD 405	EG	06/02/14	029561	ADULT CORRECTIONS OFFICER IV	N	CO-08	10	P	A	1.00	55,320	1.00	52,692	
PSD 405	EG	10/01/14	29564	ADULT CORRECTIONS OFFICER IV	N	CO-08	10	P	A	1.00	57,660	1.00		
PSD 405	EG	06/02/14	029565	ADULT CORRECTIONS OFFICER IV	N	CO-08	10	P	A	1.00	55,320	1.00	52,692	
PSD 405	EG	03/17/14	030813	ADULT CORRECTIONS OFFICER RECRUIT	N	CO-04	10	P	A	1.00	43,404	1.00	43,224	
PSD 405	EG	03/17/14	031196	ADULT CORRECTIONS OFFICER RECRUIT	N	CO-04	10	P	A	1.00	10,851	1.00	43,224	
PSD 405	EG	03/17/14	035602	ADULT CORRECTIONS OFFICER RECRUIT	N	CO-04	10	P	A	1.00	10,851	1.00	43,224	
PSD 405	EG	03/17/14	036157	ADULT CORRECTIONS OFFICER RECRUIT	N	CO-04	10	P	A	1.00	50,904	1.00	43,224	
PSD 405	EG	01/20/14	036172	ADULT CORRECTIONS OFFICER III	N	CO-06	10	P	A	1.00	10,851	1.00		
PSD 405	EG	03/17/14	037800	ADULT CORRECTIONS OFFICER RECRUIT	N	CO-04	10	P	A	1.00	43,404	1.00	43,224	
PSD 405	EG	03/17/14	037992	ADULT CORRECTIONS OFFICER RECRUIT	N	CO-04	10	P	A	1.00	10,851	1.00	43,224	
PSD 405	EG	06/30/14	038522	ADULT CORRECTIONS OFFICER RECRUIT	N	CO-04	10	P	A	1.00	43,404	1.00	43,224	
PSD 405	EG	06/02/14	038662	ADULT CORRECTIONS OFFICER IV	N	CO-08	10	P	A	1.00	60,072	1.00	57,264	

Department of Public Safety
Positions Filled from July 1, 2013 to November 30, 2014

Table 15

Prog ID	Sub-Org	Effective Date Position Filled	Position Number	Position Title	Exempt (Y/N)	SR Level	BU Code	T/P	MOF	Budgeted FTE	Budgeted Salary	Actual FTE	Actual Salary	Occupied by 89 Day Hire (Y/N)
PSD 405	EG	11/01/13	043140	BUILDING MAINTENANCE WORKER II	N	WS-09	01	P	A	1.00	47,268	1.00	48,216	
PSD 405	EG	03/17/14	049839	ADULT CORRECTIONS OFFICER RECRUIT	N	CO-04	10	P	A	1.00	43,404	1.00	43,224	
PSD 405	EG	06/30/14	049843	ADULT CORRECTIONS OFFICER RECRUIT	N	CO-04	10	P	A	1.00	53,040	1.00	43,224	
PSD 405	EG	03/17/14	049851	ADULT CORRECTIONS OFFICER RECRUIT	N	CO-04	10	P	A	1.00	43,404	1.00	43,224	
PSD 405	EG	06/30/14	049852	ADULT CORRECTIONS OFFICER RECRUIT	N	CO-04	10	P	A	1.00	48,948	1.00	43,224	
PSD 405	EG	06/30/14	051408	ADULT CORRECTIONS OFFICER RECRUIT	N	CO-04	10	P	A	1.00	43,404	1.00	43,224	
PSD 405	EG	03/17/14	051415	ADULT CORRECTIONS OFFICER RECRUIT	N	CO-04	10	P	A	1.00	43,404	1.00	43,224	
PSD 405	EG	03/17/14	051430	ADULT CORRECTIONS OFFICER RECRUIT	N	CO-04	10	P	A	1.00	50,904	1.00	43,224	
PSD 405	EG	06/30/14	051439	ADULT CORRECTIONS OFFICER RECRUIT	N	CO-04	10	P	A	1.00	43,404	1.00	43,224	
PSD 405	EG	06/30/14	051444	ADULT CORRECTIONS OFFICER RECRUIT	N	CO-04	10	P	A	1.00	43,404	1.00	43,224	
PSD 405	EG	03/17/14	051450	ADULT CORRECTIONS OFFICER RECRUIT	N	CO-04	10	P	A	1.00	43,404	1.00	43,224	
PSD 405	EG	06/30/14	051453	ADULT CORRECTIONS OFFICER RECRUIT	N	CO-04	10	P	A	1.00	48,948	1.00	43,224	
PSD 405	EG	03/17/14	051455	ADULT CORRECTIONS OFFICER RECRUIT	N	CO-04	10	P	A	1.00	43,404	1.00	43,224	
PSD 405	EG	06/30/14	051457	ADULT CORRECTIONS OFFICER RECRUIT	N	CO-04	10	P	A	1.00	43,404	1.00	43,224	
PSD 405	EG	06/30/14	051458	ADULT CORRECTIONS OFFICER RECRUIT	N	CO-04	10	P	A	1.00	53,040	1.00	43,224	
PSD 405	EG	03/17/14	051459	ADULT CORRECTIONS OFFICER RECRUIT	N	CO-04	10	P	A	1.00	43,404	1.00	43,224	
PSD 405	EG	03/17/14	051460	ADULT CORRECTIONS OFFICER RECRUIT	N	CO-04	10	P	A	1.00	43,404	1.00	43,224	
PSD 405	EG	03/17/14	051669	ADULT CORRECTIONS OFFICER RECRUIT	N	CO-04	10	P	A	1.00	43,404	1.00	43,224	
PSD 405	EG	12/26/13	051672	BUSINESS SERVICES SUPERVISOR II	N	SR-18	04	P	A	1.00	48,048	1.00	39,480	
PSD 405	EG	09/02/14	112897	HUMAN SERVICES PROFESSIONAL IV	N	SR-22	13	P	A	1.00	43,824	1.00	55,488	
PSD 405	EG	08/26/14	118645	ADULT CORRECTIONS OFFICER V	N	CO-09	20	P	A	1.00	50,904	1.00		
PSD 405	EG	06/30/14	118648	ADULT CORRECTIONS OFFICER RECRUIT	N	CO-04	10	P	A	1.00	45,108	1.00	43,224	
PSD 405	EG	03/17/14	118649	ADULT CORRECTIONS OFFICER RECRUIT	N	CO-04	10	P	A	1.00	43,404	1.00	43,224	
PSD 405	EG	03/17/14	118652	ADULT CORRECTIONS OFFICER RECRUIT	N	CO-04	10	P	A	1.00	45,108	1.00	43,224	
PSD 405	EG	03/17/14	118653	ADULT CORRECTIONS OFFICER RECRUIT	N	CO-04	10	P	A	1.00	45,108	1.00	43,224	
PSD 405	EG	03/17/14	120531	ADULT CORRECTIONS OFFICER RECRUIT	N	CO-04	10	P	A	1.00	21,702	1.00	43,224	
PSD 405	EG	03/17/14	120532	ADULT CORRECTIONS OFFICER RECRUIT	N	CO-04	10	P	A	1.00	39,750	1.00	43,224	
PSD 405	EG	03/17/14	120533	ADULT CORRECTIONS OFFICER RECRUIT	N	CO-04	10	P	A	1.00	29,430	1.00	43,224	
PSD 405	EG	03/17/14	120534	ADULT CORRECTIONS OFFICER RECRUIT	N	CO-04	10	P	A	1.00	32,862	1.00	43,224	
PSD 405	EG	03/17/14	120535	ADULT CORRECTIONS OFFICER RECRUIT	N	CO-04	10	P	A	1.00	32,862	1.00	43,224	
PSD 405	EG	03/17/14	120536	ADULT CORRECTIONS OFFICER RECRUIT	N	CO-04	10	P	A	1.00	32,862	1.00	43,224	
PSD 405	EG	11/17/14	121539	ADULT CORRECTIONS OFFICER V	N	CO-09	20	P	A	1.00	35,544	1.00		
PSD 405	EG	06/18/14	049853*	ADULT CORRECTIONS OFFICER IV	N	CO-08	10	P	A	1.00	60,072	1.00	52,692	
PSD 406	EH	08/27/13	002548	ADULT CORRECTIONS OFFICER RECRUIT	N	CO-04	10	P	A	1.00	43,404	1.00	41,448	
PSD 406	EH	08/27/13	002613	ADULT CORRECTIONS OFFICER RECRUIT	N	CO-04	10	P	A	1.00	43,404	1.00	41,448	
PSD 406	EH	11/17/14	6031	ADULT CORRECTIONS OFFICER IV	N	CO-08	10	P	A	1.00	48,948	1.00		
PSD 406	EH	08/27/13	007972	ADULT CORRECTIONS OFFICER RECRUIT	N	CO-04	10	P	A	1.00	45,108	1.00	41,448	
PSD 406	EH	02/18/14	011583	CORRECTIONS SUPERVISOR I	N	SR-24	13	P	A	1.00	64,920	1.00	62,424	
PSD 406	EH	09/02/14	011702	ADULT CORRECTIONS OFFICER RECRUIT	N	CO-04	10	P	A	1.00	40,164	1.00	44,928	
PSD 406	EH	09/02/14	036150	ADULT CORRECTIONS OFFICER RECRUIT	N	CO-04	10	P	A	1.00	43,404	1.00	44,928	
PSD 406	EH	08/27/13	037222	ADULT CORRECTIONS OFFICER RECRUIT	N	CO-04	10	P	A	1.00	43,404	1.00	41,448	
PSD 406	EH	06/24/14	037225	ADULT CORRECTIONS OFFICER III	N	CO-06	10	P	A	1.00	43,788	1.00	58,080	
PSD 406	EH	08/27/13	037226	ADULT CORRECTIONS OFFICER RECRUIT	N	CO-04	10	P	A	1.00	43,404	1.00	41,448	
PSD 406	EH	02/03/14	037228	ADULT CORRECTIONS OFFICER V	N	CO-09	20	P	A	1.00	32,772	1.00	64,872	
PSD 406	EH	09/02/14	038525	ADULT CORRECTIONS OFFICER RECRUIT	N	CO-04	10	P	A	1.00	40,164	1.00	44,928	
PSD 406	EH	09/02/14	045577	ADULT CORRECTIONS OFFICER RECRUIT	N	CO-04	10	P	A	1.00	43,404	1.00	44,928	
PSD 406	EH	09/02/14	045579	ADULT CORRECTIONS OFFICER RECRUIT	N	CO-04	10	P	A	1.00	25,620	1.00	44,928	
PSD 406	EH	09/02/14	045582	ADULT CORRECTIONS OFFICER RECRUIT	N	CO-04	10	P	A	1.00	43,404	1.00	44,928	
PSD 406	EH	08/27/13	045583	ADULT CORRECTIONS OFFICER RECRUIT	N	CO-04	10	P	A	1.00	43,404	1.00	41,448	
PSD 406	EH	09/02/14	047201	ADULT CORRECTIONS OFFICER RECRUIT	N	CO-04	10	P	A	1.00	45,108	1.00	44,928	
PSD 406	EH	08/27/13	047202	ADULT CORRECTIONS OFFICER RECRUIT	N	CO-04	10	P	A	1.00	43,404	1.00	41,448	
PSD 406	EH	08/27/13	047206	ADULT CORRECTIONS OFFICER RECRUIT	N	CO-04	10	P	A	1.00	43,404	1.00	41,448	
PSD 406	EH	08/27/13	047209	ADULT CORRECTIONS OFFICER RECRUIT	N	CO-04	10	P	A	1.00	33,396	1.00	41,448	
PSD 406	EH	08/27/13	048358	ADULT CORRECTIONS OFFICER RECRUIT	N	CO-04	10	P	A	1.00	43,404	1.00	41,448	

Department of Public Safety
Positions Filled from July 1, 2013 to November 30, 2014

Table 15

Prog ID	Sub-Org	Effective Date Position Filled	Position Number	Position Title	Exempt (Y/N)	SR Level	BU Code	T/P	MOE	Budgeted FTE	Budgeted Salary	Actual FTE	Actual Salary	Occupied by 89 Day Hire (Y/N)
PSD 406	EH	08/27/13	048366	ADULT CORRECTIONS OFFICER RECRUIT	N	CO-04	10	P	A	1.00	36,408	1.00	41,448	
PSD 406	EH	08/27/13	048367	ADULT CORRECTIONS OFFICER RECRUIT	N	CO-04	10	P	A	1.00	36,408	1.00	41,448	
PSD 406	EH	08/27/13	048368	ADULT CORRECTIONS OFFICER RECRUIT	N	CO-04	10	P	A	1.00	41,040	1.00	41,448	
PSD 406	EH	08/27/13	048369	ADULT CORRECTIONS OFFICER RECRUIT	N	CO-04	10	P	A	1.00	43,404	1.00	41,448	
PSD 406	EH	09/02/14	048371	ADULT CORRECTIONS OFFICER RECRUIT	N	CO-04	10	P	A	1.00	43,404	1.00	44,928	
PSD 406	EH	08/27/13	048372	ADULT CORRECTIONS OFFICER RECRUIT	N	CO-04	10	P	A	1.00	43,404	1.00	41,448	
PSD 406	EH	09/02/14	048375	ADULT CORRECTIONS OFFICER RECRUIT	N	CO-04	10	P	A	1.00	43,404	1.00	44,928	
PSD 406	EH	09/02/14	048380	ADULT CORRECTIONS OFFICER RECRUIT	N	CO-04	10	P	A	1.00	43,404	1.00	44,928	
PSD 406	EH	08/27/13	048383	ADULT CORRECTIONS OFFICER RECRUIT	N	CO-04	10	P	A	1.00	37,320	1.00	41,448	
PSD 406	EH	09/02/14	048383	ADULT CORRECTIONS OFFICER RECRUIT	N	CO-04	10	P	A	1.00	37,320	1.00	44,928	
PSD 406	EH	09/02/14	048386	ADULT CORRECTIONS OFFICER RECRUIT	N	CO-04	10	P	A	1.00	43,404	1.00	44,928	
PSD 406	EH	08/27/13	048389	ADULT CORRECTIONS OFFICER RECRUIT	N	CO-04	10	P	A	1.00	23,670	1.00	41,448	
PSD 406	EH	09/02/14	048393	ADULT CORRECTIONS OFFICER RECRUIT	N	CO-04	10	P	A	1.00	43,404	1.00	44,928	
PSD 406	EH	08/27/13	048399	ADULT CORRECTIONS OFFICER RECRUIT	N	CO-04	10	P	A	1.00	43,404	1.00	41,448	
PSD 406	EH	09/02/14	048401	ADULT CORRECTIONS OFFICER RECRUIT	N	CO-04	10	P	A	1.00	43,404	1.00	44,928	
PSD 406	EH	08/27/13	048406	ADULT CORRECTIONS OFFICER RECRUIT	N	CO-04	10	P	A	1.00	43,404	1.00	41,448	
PSD 406	EH	09/02/14	048406	ADULT CORRECTIONS OFFICER RECRUIT	N	CO-04	10	P	A	1.00	43,404	1.00	44,928	
PSD 406	EH	09/02/14	048415	ADULT CORRECTIONS OFFICER RECRUIT	N	CO-04	10	P	A	1.00	43,404	1.00	44,928	
PSD 406	EH	09/02/14	048417	ADULT CORRECTIONS OFFICER RECRUIT	N	CO-04	10	P	A	1.00	43,404	1.00	44,928	
PSD 406	EH	06/02/14	048430	ADULT CORRECTIONS OFFICER V	N	CO-09	20	P	A	1.00	60,072	1.00	59,688	
PSD 406	EH	06/02/14	048435	ADULT CORRECTIONS OFFICER IV	N	CO-08	10	P	A	1.00	48,948	1.00	52,692	
PSD 406	EH	08/27/13	049902	ADULT CORRECTIONS OFFICER RECRUIT	N	CO-04	10	P	A	1.00	43,404	1.00	41,448	
PSD 406	EH	09/02/14	049903	ADULT CORRECTIONS OFFICER RECRUIT	N	CO-04	10	P	A	1.00	43,404	1.00	44,928	
PSD 406	EH	08/27/13	049906	ADULT CORRECTIONS OFFICER RECRUIT	N	CO-04	10	P	A	1.00	43,404	1.00	41,448	
PSD 406	EH	02/03/14	049908	ADULT CORRECTIONS OFFICER IV	N	CO-08	10	P	A	1.00	48,948	1.00	52,692	
PSD 406	EH	02/03/14	049910	ADULT CORRECTIONS OFFICER IV	N	CO-08	10	P	A	1.00	48,948	1.00	52,692	
PSD 406	EH	09/02/14	055239	ADULT CORRECTIONS OFFICER RECRUIT	N	CO-04	10	P	A	1.00	43,404	1.00	44,928	
PSD 406	EH	04/23/14	055248	PERSONNEL CLERK III	N	SR-09	63	P	A	1.00	26,700	1.00	26,700	
PSD 406	EH	06/30/14	049905*	ADULT CORRECTIONS OFFICER III	N	CO-06	10	P	A	1.00	43,404	1.00	48,576	
PSD 407	EC	11/10/14	2564	ADULT CORRECTIONS OFFICER VI	N	CO-10	90	P	A	1.00	55,388	1.00		
PSD 407	EC	04/01/14	002566	INSTITUTION FACILITIES SUPT II	N	SR-24	04	P	A	1.00	48,048	1.00	56,172	
PSD 407	EC	05/16/14	002568	GEN CONSTR & MTNCE SUPVR II	N	F-210	02	P	A	1.00	54,840	1.00	55,908	
PSD 407	EC	04/16/14	007116	SECRETARY I	N	SR-12	03	P	A	1.00	46,176	1.00	31,212	
PSD 407	EC	01/16/14	008676	SOCIAL WORKER IV	N	SR-22	13	P	A	1.00	40,412	1.00	47,400	
PSD 407	EC	07/28/14	009736	ADULT CORRECTIONS OFFICER RECRUIT	N	CO-04	10	P	A	1.00	43,404	1.00	44,928	
PSD 407	EC	02/24/14	011662	ADULT CORRECTIONS OFFICER RECRUIT	N	CO-04	10	P	A	1.00	40,164	1.00	43,224	
PSD 407	EC	11/03/14	12660	PROPERTY & SERVICES SUPERVISOR	N	SR-15	04	P	A	1.00	40,129	1.00		
PSD 407	EC	07/28/14	025523	ADULT CORRECTIONS OFFICER RECRUIT	N	CO-04	10	P	A	1.00	40,164	1.00	44,928	
PSD 407	EC	02/24/14	026228	ADULT CORRECTIONS OFFICER RECRUIT	N	CO-04	10	P	A	1.00	43,404	1.00	43,224	
PSD 407	EC	02/24/14	026240	ADULT CORRECTIONS OFFICER RECRUIT	N	CO-04	10	P	A	1.00	43,404	1.00	43,224	
PSD 407	EC	02/24/14	028906	ADULT CORRECTIONS OFFICER RECRUIT	N	CO-04	10	P	A	1.00	43,404	1.00	43,224	
PSD 407	EC	02/03/14	028917	ADULT CORRECTIONS OFFICER IV	N	CO-08	10	P	A	1.00	55,320	1.00	59,688	
PSD 407	EC	02/24/14	030782	ADULT CORRECTIONS OFFICER RECRUIT	N	CO-04	10	P	A	1.00	43,404	1.00	43,224	
PSD 407	EC	02/03/14	031140	ADULT CORRECTIONS OFFICER IV	N	CO-08	10	P	A	1.00	55,320	1.00	52,692	
PSD 407	EC	02/03/14	031148	ADULT CORRECTIONS OFFICER IV	N	CO-08	10	P	A	1.00	55,320	1.00	52,692	
PSD 407	EC	11/17/14	31152	ADULT CORRECTIONS OFFICER IV	N	CO-08	10	P	A	1.00	55,320	1.00		
PSD 407	EC	11/17/14	31753	ADULT CORRECTIONS OFFICER V	N	CO-09	20	P	A	1.00	42,324	1.00		
PSD 407	EC	11/17/14	31802	CORRECTIONS SUPERVISOR II	N	SR-26	93	P	A	1.00	73,044	1.00		
PSD 407	EC	11/01/13	031981	ADULT CORRECTIONS OFFICER VII	N	CO-11	90	P	A	1.00	68,292	1.00	73,464	
PSD 407	EC	05/01/14	032054	BUSINESS MANAGER V	N	SR-24	13	P	A	1.00	45,048	1.00	53,364	
PSD 407	EC	10/04/13	032535	ADULT CORRECTIONS OFFICER RECRUIT	N	CO-04	10	P	A	1.00	50,904	1.00	41,448	
PSD 407	EC	10/04/13	032539	ADULT CORRECTIONS OFFICER RECRUIT	N	CO-04	10	P	A	1.00	43,404	1.00	41,448	
PSD 407	EC	02/24/14	032578	ADULT CORRECTIONS OFFICER RECRUIT	N	CO-04	10	P	A	1.00	43,404	1.00	43,224	
PSD 407	EC	12/15/13	032584	ADULT CORRECTIONS OFFICER III	N	CO-06	10	P	A	1.00	43,404	1.00	46,548	

Department of Public Safety
Positions Filled from July 1, 2013 to November 30, 2014

Table 15

Prog ID	Sub-Org	Effective Date Position Filled	Position Number	Position Title	Exempt (Y/N)	SR Level	BU Code	T/P	MOF	Budgeted FTE	Budgeted Salary	Actual FTE	Actual Salary	Occupied by 89 Day Hire (Y/N)
PSD 407	EC	02/03/14	032718	ADULT CORRECTIONS OFFICER IV	N	CO-08	10	P	A	1.00	55,320	1.00	52,692	
PSD 407	EC	02/24/14	034267	ADULT CORRECTIONS OFFICER RECRUIT	N	CO-04	10	P	A	1.00	50,904	1.00	43,224	
PSD 407	EC	11/17/14	34278	ADULT CORRECTIONS OFFICER V	N	CO-09	20	P	A	1.00	62,676	1.00		
PSD 407	EC	02/24/14	034279	ADULT CORRECTIONS OFFICER RECRUIT	N	CO-04	10	P	A	1.00	43,404	1.00	43,224	
PSD 407	EC	03/20/14	034423	SOCIAL WORKER III	N	SR-20	13	P	A	1.00	42,132	1.00	43,812	
PSD 407	EC	11/17/14	34506	ADULT CORRECTIONS OFFICER V	N	CO-09	20	P	A	1.00	60,072	1.00		
PSD 407	EC	02/24/14	034507	ADULT CORRECTIONS OFFICER RECRUIT	N	CO-04	10	P	A	1.00	43,404	1.00	43,224	
PSD 407	EC	07/28/14	034507	ADULT CORRECTIONS OFFICER RECRUIT	N	CO-04	10	P	A	1.00	43,404	1.00	48,576	
PSD 407	EC	07/28/14	034517	ADULT CORRECTIONS OFFICER RECRUIT	N	CO-04	10	P	A	1.00	43,404	1.00	44,928	
PSD 407	EC	09/04/14	034522	ADULT CORRECTIONS OFFICER III	N	CO-06	10	P	A	1.00	43,404	1.00	48,576	
PSD 407	EC	10/04/13	034526	ADULT CORRECTIONS OFFICER RECRUIT	N	CO-04	10	P	A	1.00	43,404	1.00	41,448	
PSD 407	EC	02/24/14	034527	ADULT CORRECTIONS OFFICER RECRUIT	N	CO-04	10	P	A	1.00	43,404	1.00	43,224	
PSD 407	EC	07/28/14	034532	ADULT CORRECTIONS OFFICER RECRUIT	N	CO-04	10	P	A	1.00	50,904	1.00	44,928	
PSD 407	EC	07/28/14	034535	ADULT CORRECTIONS OFFICER RECRUIT	N	CO-04	10	P	A	1.00	43,404	1.00	44,928	
PSD 407	EC	07/28/14	034540	ADULT CORRECTIONS OFFICER RECRUIT	N	CO-04	10	P	A	1.00	43,404	1.00	44,928	
PSD 407	EC	11/05/13	034541	ADULT CORRECTIONS OFFICER III	N	CO-06	10	P	A	1.00	40,404	1.00	44,796	
PSD 407	EC	07/28/14	034551	ADULT CORRECTIONS OFFICER RECRUIT	N	CO-04	10	P	A	1.00	50,904	1.00	44,928	
PSD 407	EC	08/19/13	034592	CORRECTIONS SUPERVISOR I	N	SR-24	23	P	A	1.00	48,048	1.00	57,708	
PSD 407	EC	10/01/14	34745	BUILDING MAINTENANCE WORKER II	N	WS-09	01	P	A	1.00	47,268	1.00		
PSD 407	EC	02/24/14	035570	ADULT CORRECTIONS OFFICER RECRUIT	N	CO-04	10	P	A	1.00	50,904	1.00	43,224	
PSD 407	EC	02/24/14	035580	ADULT CORRECTIONS OFFICER RECRUIT	N	CO-04	10	P	A	1.00	43,404	1.00	43,224	
PSD 407	EC	07/16/13	036049	ADULT CORRECTIONS OFFICER III	N	CO-06	10	P	A	1.00	43,404	1.00	37,330	
PSD 407	EC	07/28/14	036049	ADULT CORRECTIONS OFFICER RECRUIT	N	CO-04	10	P	A	1.00	43,404	1.00	44,928	
PSD 407	EC	08/25/14	036591	HUMAN SERVICES PROFESSIONAL III	N	SR-20	13	P	A	1.00	42,132	1.00	43,812	
PSD 407	EC	05/05/14	037106	ADULT CORRECTIONS OFFICER VI	N	CO-10	90	P	A	1.00	65,388	1.00	70,692	
PSD 407	EC	08/05/13	037232	SOCIAL WORKER III	N	SR-20	13	P	A	1.00	42,132	1.00	42,132	
PSD 407	EC	02/24/14	037396	ADULT CORRECTIONS OFFICER RECRUIT	N	CO-04	10	P	A	1.00	50,904	1.00	43,224	
PSD 407	EC	03/03/14	038429	JANITOR SUPERVISOR II	N	F2-02	02	P	A	1.00	41,424	1.00	43,080	
PSD 407	EC	05/02/14	042402	OFFICE ASSISTANT III	N	SR-08	03	P	A	1.00	39,480	1.00	25,668	
PSD 407	EC	02/03/14	051694	ADULT CORRECTIONS OFFICER IV	N	CO-08	10	P	A	1.00	55,320	1.00	52,692	
PSD 407	EC	07/18/13	051719	SOCIAL WORKER III	N	SR-20	13	P	A	1.00	42,132	1.00	42,132	
PSD 407	EC	09/01/13	103419	SOCIAL WORKER IV	N	SR-22	13	P	A	1.00	42,132	1.00	45,576	
PSD 407	EC	10/04/13	117997	ADULT CORRECTIONS OFFICER RECRUIT	N	CO-04	10	P	A	1.00	43,404	1.00	41,448	
PSD 407	EC	02/03/14	120633	ADULT CORRECTIONS OFFICER IV	N	CO-08	10	P	A	1.00	55,320	1.00	52,692	
PSD 407	EC	02/24/14	120635	ADULT CORRECTIONS OFFICER RECRUIT	N	CO-04	10	P	A	1.00	43,404	1.00	43,224	
PSD 407	EC	02/24/14	120636	ADULT CORRECTIONS OFFICER RECRUIT	N	CO-04	10	P	A	1.00	43,404	1.00	43,224	
PSD 407	EC	08/02/13	120842	OFFICE ASSISTANT III	N	SR-08	03	P	A	1.00		1.00	25,668	
PSD 407	EC	02/18/14	046668*	STOREKEEPER I	N	SR-11	03	P	A	1.00	28,836	1.00	28,836	
PSD 408	EI	10/04/13	028367	ADULT CORRECTIONS OFFICER RECRUIT	N	CO-04	10	P	A	1.00	19,956	1.00	41,448	
PSD 408	EI	10/04/13	028370	ADULT CORRECTIONS OFFICER RECRUIT	N	CO-04	10	P	A	1.00	21,702	1.00	41,448	
PSD 408	EI	10/04/13	036249	ADULT CORRECTIONS OFFICER RECRUIT	N	CO-04	10	P	A	1.00	20,082	1.00	41,448	
PSD 408	EI	07/28/14	036250	ADULT CORRECTIONS OFFICER RECRUIT	N	CO-04	10	P	A	1.00	39,234	1.00	44,928	
PSD 408	EI	10/04/13	049890	ADULT CORRECTIONS OFFICER RECRUIT	N	CO-04	10	P	A	1.00	20,082	1.00	41,448	
PSD 408	EI	07/28/14	049890	ADULT CORRECTIONS OFFICER RECRUIT	N	CO-04	10	P	A	1.00	20,082	1.00	44,928	
PSD 408	EI	07/28/14	113255	ADULT CORRECTIONS OFFICER RECRUIT	N	CO-04	10	P	A	1.00	38,175	1.00	44,928	
PSD 408	EI	10/04/13	113257	ADULT CORRECTIONS OFFICER RECRUIT	N	CO-04	10	P	A	1.00	27,489	1.00	41,448	
PSD 408	EI	07/28/14	121128*	ADULT CORRECTIONS OFFICER RECRUIT	N	CO-04	10	P	A	1.00	46,932	1.00	44,928	
PSD 408	EI	07/28/14	121129*	ADULT CORRECTIONS OFFICER RECRUIT	N	CO-04	10	P	A	1.00	46,932	1.00	44,928	
PSD 408	EI	07/28/14	121130*	ADULT CORRECTIONS OFFICER RECRUIT	N	CO-04	10	P	A	1.00	46,932	1.00	44,928	
PSD 408	EI	07/28/14	121131*	ADULT CORRECTIONS OFFICER RECRUIT	N	CO-04	10	P	A	1.00	46,932	1.00	44,928	
PSD 409	EK	07/28/14	008185	ADULT CORRECTIONS OFFICER RECRUIT	N	CO-04	10	P	A	1.00	21,702	1.00	44,928	
PSD 409	EK	02/24/14	034498	ADULT CORRECTIONS OFFICER RECRUIT	N	CO-04	10	P	A	1.00	22,439	1.00	43,224	
PSD 409	EK	07/28/14	036237	ADULT CORRECTIONS OFFICER RECRUIT	N	CO-04	10	P	A	1.00	40,164	1.00	37,440	
PSD 409	EK	02/24/14	036238	ADULT CORRECTIONS OFFICER RECRUIT	N	CO-04	10	P	A	1.00	43,404	1.00	43,224	

Department of Public Safety
Positions Filled from July 1, 2013 to November 30, 2014

Table 15

Prog ID	Sub-Org	Effective Date Position Filled	Position Number	Position Title	Exempt (Y/N)	SR Level	BU Code	T/P	MOF	Budgeted FTE	Budgeted Salary	Actual FTE	Actual Salary	Occupied by 89 Day Hire (Y/N)
PSD 409	EK	02/24/14	036241	ADULT CORRECTIONS OFFICER RECRUIT	N	CO-04	10	P	A	1.00	21,702	1.00	43,224	
PSD 409	EK	07/28/14	036242	ADULT CORRECTIONS OFFICER RECRUIT	N	CO-04	10	P	A	1.00	21,702	1.00	44,928	
PSD 409	EK	02/07/14	037698	OFFICE ASSISTANT III	N	SR-08	03	P	A	1.00	25,584	1.00	25,668	
PSD 409	EK	02/24/14	037834	ADULT CORRECTIONS OFFICER RECRUIT	N	CO-04	10	P	A	1.00	21,702	1.00	43,224	
PSD 409	EK	02/24/14	037841	ADULT CORRECTIONS OFFICER RECRUIT	N	CO-04	10	P	A	1.00	21,702	1.00	43,224	
PSD 409	EK	02/24/14	037844	ADULT CORRECTIONS OFFICER RECRUIT	N	CO-04	10	P	A	1.00	34,956	1.00	43,224	
PSD 409	EK	10/04/13	049929	ADULT CORRECTIONS OFFICER RECRUIT	N	CO-04	10	P	A	1.00	13,830	1.00	41,448	
PSD 409	EK	02/24/14	049931	ADULT CORRECTIONS OFFICER RECRUIT	N	CO-04	10	P	A	1.00	20,082	1.00	43,224	
PSD 409	EK	02/24/14	049935	ADULT CORRECTIONS OFFICER RECRUIT	N	CO-04	10	P	A	1.00	43,404	1.00	43,224	
PSD 409	EK	10/04/13	049938	ADULT CORRECTIONS OFFICER RECRUIT	N	CO-04	10	P	A	1.00	15,018	1.00	41,448	
PSD 409	EK	12/25/13	051360	ADULT CORRECTIONS OFFICER RECRUIT	N	CO-04	10	P	A	1.00	13,830	1.00	43,092	
PSD 409	EK	07/16/13	051676	PERSONNEL CLERK III	N	SR-09	63	P	A	1.00	26,707	1.00	26,700	
PSD 409	EK	02/24/14	053093	ADULT CORRECTIONS OFFICER RECRUIT	N	CO-04	10	P	A	1.00	21,702	1.00	43,224	
PSD 410	EL	09/16/13	029105	HUMAN SERVICES PROFESSIONAL V	N	SR-24	23	P	A	1.00	56,313	1.00	51,312	
PSD 410	EL	12/06/13	031292	SECRETARY I	N	SR-12	03	P	A	1.00	42,684	1.00	30,036	
PSD 410	EL	12/20/13	031294	HUMAN SERVICES PROFESSIONAL IV	N	SR-22	13	P	A	1.00	53,352	1.00	55,488	
PSD 410	EL	12/04/13	034583	HUMAN SERVICES PROFESSIONAL IV	N	SR-22	13	P	A	1.00	42,140	1.00	47,400	
PSD 410	EL	11/17/14	36826	OFFICE ASSISTANT III	N	SR-08	03	P	A	1.00	25,668	1.00		
PSD 410	EL	09/25/13	036844	HUMAN SERVICES PROFESSIONAL III	N	SR-20	13	P	A	1.00	21,066	1.00	42,132	
PSD 410	EL	11/03/14	100935	INTAKE SVC CENTER ADMINISTRATOR	N	EM-07	35	P	A	1.00	81,144	1.00		
PSD 410	EL	11/28/14	110702	OFFICE ASSISTANT III (CLERK TYPIST II)	N	SR-08	03	P	A	1.00	28,056	1.00		
PSD 410	EL	08/29/14	110703	HUMAN SERVICES PROFESSIONAL III	N	SR-20	13	P	A	1.00	42,132	1.00	43,812	
PSD 410	EL	10/20/14	112650	SOCIAL WORKER IV	N	SR-22	13	P	A	1.00	53,352	1.00		
PSD 410	EL	08/11/14	118095	HUMAN SERVICES PROFESSIONAL IV	N	SR-22	13	P	A	1.00	43,824	1.00	47,400	
PSD 410	EL	05/12/14	121008	SOCIAL SERVICE ASSISTANT IV	N	SR-11	03	P	A	1.00	31,212	1.00	37,968	
PSD 410	EL	06/02/14	031283*	HUMAN SERVICES PROFESSIONAL III	N	SR-20	13	P	A	1.00	42,132	1.00	43,812	
PSD 410	EL	05/06/14	031287*	HUMAN SERVICES PROFESSIONAL V	N	SR-24	13	P	A	1.00	67,488	1.00	62,424	
PSD 410	EL	06/23/14	120989*	HUMAN SERVICES PROFESSIONAL IV	N	SR-22	13	P	A	1.00	49,332	1.00	47,400	
PSD 410	EL	06/18/14	120991*	HUMAN SERVICES PROFESSIONAL IV	N	SR-22	13	P	A	1.00	49,332	1.00	47,400	
PSD 410	EL	05/27/14	121105*	HUMAN SERVICES PROFESSIONAL III	N	SR-20	13	P	A	1.00	49,322	1.00	43,812	
PSD 420	CP	06/23/13	002427	COOK III	N	WS-08	01	P	A	1.00	16,619	1.00		
PSD 420	CP	12/02/13	002455	INSTITUTION FOOD SVCS MGR III	N	F2-08	02	P	A	1.00	52,056	1.00	51,000	
PSD 420	CP	01/06/14	006034	INSTITUTION FOOD SVCS MGR II	N	F1-08	02	P	A	1.00	51,036	1.00	47,844	
PSD 420	CP	05/16/14	008939	COOK I	N	BC-05	01	P	A	1.00	33,228	1.00	38,460	
PSD 420	CP	09/22/14	012982	SECRETARY IV	N	SR-19	03	P	A	1.00	35,797	1.00	39,492	
PSD 420	CP	04/01/14	025514	INSTITUTION FOOD SVCS MGR IV	N	F308	02	P	A	1.00	55,404	1.00	54,288	
PSD 420	CP	11/17/13	032515	COOK II	N	BC-08	01	P	A	1.00	22,254	1.00	42,420	
PSD 420	CP	04/01/14	036776	CORRECTIONS EDN SPCLT III	N	SR-20	13	P	A	1.00	11,473	1.00	43,812	
PSD 420	CP	08/01/14	036777	CORRECTIONS EDUCATION SPCLT III	N	SR-20	13	P	A	1.00	45,576	1.00		
PSD 420	CP	12/16/13	036778	CORRECTIONS EDN SPCLT III	N	SR-20	13	P	A	1.00	42,385	1.00	43,812	
PSD 420	CP	12/03/13	037035	COOK II	N	BC-08	01	P	A	1.00	41,592	1.00	42,420	
PSD 420	CP	01/21/14	037416	INSTITUTION FOOD SVCS MGR II	N	F1-08	02	P	A	1.00	19,813	1.00	47,844	
PSD 420	CP	10/16/14	38250	COOK III	N	WS-08	01	P	A	1.00	44,508	1.00		
PSD 420	CP	05/01/14	038345	PURCHASING TECHNICIAN I	N	SR-11	03	P	A	1.00	29,233	1.00	36,516	
PSD 420	CP	06/16/14	038786	INSTITUTION FOOD SVCS MGR II	N	F1-08	02	P	A	1.00	46,920	1.00	48,792	
PSD 420	CP	08/20/14	042167	KITCHEN HELPER	N	BC-02	01	P	A	1.00	33,238	1.00	34,560	
PSD 420	CP	07/23/14	042171	KITCHEN HELPER	N	BC-02	01	P	A	1.00	33,228	1.00	34,560	
PSD 420	CP	09/02/13	042174	KITCHEN HELPER	N	BC-02	01	P	A	1.00	41,592	1.00	33,228	
PSD 420	CP	08/01/14	043985	LIBRARIAN III	N	SR-20	13	P	A	1.00	45,576	1.00	43,812	
PSD 420	CP	10/01/14	44029	KITCHEN HELPER	N	BC-02	01	P	A	1.00	33,238	1.00		
PSD 420	CP	10/13/14	45708	SECRETARY I	N	SR-12	03	P	A	1.00	32,424	1.00		
PSD 420	CP	08/22/13	046044	COOK II	N	BC-08	01	P	A	1.00	17,875	1.00	41,592	
PSD 420	CP	08/01/14	047340	CORRECTIONS EDUCATION SPCLT III	N	SR-20	13	P	A	1.00	25,663	1.00	43,812	
PSD 420	CP	11/01/13	047342	CORRECTIONS EDN SPCLT III	N	SR-20	13	P	A	1.00	35,750	1.00	42,132	

Department of Public Safety
Positions Filled from July 1, 2013 to November 30, 2014

Table 15

Prog ID	Sub-Org	Effective Date Position Filled	Position Number	Position Title	Exempt (Y/N)	SR Level	BU Code	T/P	MOF	Budgeted FTE	Budgeted Salary	Actual FTE	Actual Salary	Occupied by 89 Day Hire (Y/N)
PSD 420	CP	10/30/13	048607	CORRECTIONS EDN SPCLT III	N	SR-20	13	P	A	1.00	17,875	1.00	42,132	
PSD 420	CP	08/02/13	048886	COOK II	N	BC-08	01	P	A	1.00	17,605	1.00	41,592	
PSD 420	CP	01/13/14	048887	COOK II	N	BC-08	01	P	A	1.00	41,592	1.00	42,420	
PSD 420	CP	10/10/14	49269	COOK II	N	BC-08	01	P	A	1.00	41,592	1.00		
PSD 420	CP	05/19/14	049867	CORRECTIONS EDUCATION SUPVR I	N	SR-22	13	P	A	1.00	49,344	1.00	57,720	
PSD 420	CP	01/01/14	051388	COOK II	N	BC-08	01	P	A	1.00	17,605	1.00	42,420	
PSD 420	CP	10/13/14	51392	KITCHEN HELPER	N	BC-02	01	P	A	1.00	33,228	1.00		
PSD 420	CP	08/18/14	051740	CORRECTIONS EDUCATION SPCLT III	N	SR-20	13	P	A	1.00	17,875	1.00	43,812	
PSD 420	CP	11/19/14	53355	KITCHEN HELPER	N	BC-02	01	P	A	1.00	33,228	1.00		
PSD 420	CP	07/01/14	112950	SUBSTANCE ABUSE SPECIALIST IV	N	SR-22	13	P	A	1.00	17,905	1.00	47,400	
PSD 420	CP	06/04/14	112953	SUBSTANCE ABUSE SPECIALIST IV	N	SR-22	13	P	A	1.00	24,559	1.00	47,400	
PSD 420	CP	05/15/14	112964	SUBSTANCE ABUSE SPECIALIST V	N	SR-24	13	P	A	1.00	44,949	1.00	67,512	
PSD 420	CP	07/23/13	120716	COOK III	N	WS-08	01	P	A	1.00	17,605	1.00	44,508	
PSD 420	CP	08/01/13	120717	COOK III	N	WS-08	01	P	A	1.00	16,723	1.00	44,508	
PSD 420	CP	08/18/14	051374*	KITCHEN HELPER	N	BC-02	01	P	A	1.00	30,037	1.00	34,560	
PSD 420	CP	09/29/14	053354*	KITCHEN HELPER	N	BC-02	01	P	A	1.00	30,037	1.00	34,560	
PSD 421	HC	07/11/13	02605	CORRECTIONS PHYSICIAN II	Y	SR-NA	13	P	A	1.00	54,735	1.00	19,200	
PSD 421	HC	10/09/13	02605	CORRECTIONS PHYSICIAN II	Y	SR-NA	13	P	A	1.00	54,735	1.00	19,200	
PSD 421	HC	09/02/14	015551	REGISTERED NURSE III	N	SR-20	09	P	A	1.00	21,066	1.00	80,640	
PSD 421	HC	10/16/13	032205	REGISTERED NURSE III	N	SR-20	09	P	A	1.00	39,900	1.00	74,340	
PSD 421	HC	11/01/13	036233	REGISTERED NURSE III	N	SR-20	09	P	A	1.00	68,736	1.00	74,340	
PSD 421	HC	05/01/14	036875	REGISTERED NURSE III	N	SR-20	09	P	A	1.00	34,368	1.00	74,340	
PSD 421	HC	06/23/14	037039	REGISTERED NURSE III	N	SR-20	09	P	A	1.00	74,328	1.00	91,368	
PSD 421	HC	08/10/14	038374	REGISTERED NURSE IV	N	SR-22	09	P	A	1.00	81,972	1.00	100,764	
PSD 421	HC	12/24/13	039276	HUMAN SERVICES PROFESSIONAL IV	N	SR-22	13	P	A	1.00	22,788	1.00	43,080	
PSD 421	HC	01/06/14	039609	REGISTERED NURSE III	N	SR-20	09	P	A	1.00	21,066	1.00	74,340	
PSD 421	HC	06/25/14	039611	REGISTERED NURSE III	N	SR-20	03	P	A	1.00	48,181	1.00	77,316	
PSD 421	HC	06/23/14	042530	REGISTERED NURSE III	N	SR-20	09	P	A	1.00	74,328	1.00	89,136	
PSD 421	HC	11/05/14	43284	PARA MEDICAL ASSISTANT II	N	HE-04	10	P	A	1.00	32,736	1.00		
PSD 421	HC	11/17/14	44030	REGISTERED NURSE III	N	SR-20	09	P	A	1.00	79,236	1.00		
PSD 421	HC	09/01/14	044031	REGISTERED NURSE III	N	SR-20	09	P	A	1.00	16,032	1.00	80,640	
PSD 421	HC	07/31/14	045377	SOCIAL WORKER IV	N	SR-22	13	P	A	1.00	53,352	1.00	47,400	
PSD 421	HC	10/16/13	046159	ACCOUNT CLERK IV	N	SR-13	03	P	A	1.00	16,032	1.00	32,424	
PSD 421	HC	08/12/13	046963	REGISTERED NURSE IV	N	SR-22	09	P	A	1.00	37,164	1.00	94,512	
PSD 421	HC	10/24/14	51368	ADVANCED PRACTICE REGISTERED NURSE II	N	SR-28	09	P	A	1.00	28,086	1.00		
PSD 421	HC	10/16/13	100432	PSYCHIATRIST II	Y	SC-01	13	P	A	1.00	132,733	1.00	150,000	
PSD 421	HC	11/03/14	118070	CLINICAL PSYCHOLOGIST V	N	SR-24	13	P	A	1.00	51,312	1.00		
PSD 421	HC	01/13/14	118070	CLINICAL PSYCHOLOGIST VI	N	SR-26	13	P	A	1.00	51,312	1.00	57,720	
PSD 421	HC	05/01/14	118549	MEDICAL RECORD LIBRARIAN II	N	SR-18	13	P	A	1.00	13,561	1.00	40,548	
PSD 421	HC	10/07/13	118875	SECRETARY II	N	SR-14	03	P	A	1.00	18,984	1.00	36,516	
PSD 421	HC	10/16/14	118901	SECRETARY II	N	SR-14	63	P	A	1.00	32,424	1.00		
PSD 421	HC	01/17/14	119245	CLINICAL PSYCHOLOGIST VII	N	SR-28	13	P	A	1.00	62,424	1.00		
PSD 421	HC	10/01/14	119465	HUMAN SERVICES PROFESSIONAL V	N	SR-24	23	P	A	1.00	64,920	1.00		
PSD 421	HC	08/11/13	120413	CORRECTIONAL PHYSICIAN II	Y	SR-NA	13	P	A	0.50	146,088	0.50		
PSD 421	HC	10/07/13	120694	REGISTERED NURSE III	N	SR-20	09	P	A	1.00	38,652	1.00	68,736	
PSD 421	HC	10/01/14	121035	REGISTERED NURSE III	N	SR-20	09	P	A	1.00	77,208	1.00		
PSD 421	HC	06/16/14	046555*	REGISTERED NURSE III	N	SR-20	09	P	A	1.00	21,066	1.00	74,340	
PSD 421	HC	07/16/13	053347*	REGISTERED NURSE III	N	SR-20	09	P	A	1.00	77,304	1.00		
PSD 421	HC	02/05/14	121034*	REGISTERED NURSE III	N	SR-20	09	P	A	1.00	77,208	1.00	74,340	
PSD 422	CI	02/03/14	102349	CI PROGRAM ADMINISTRATOR	Y	SR-NA	93	T	W	1.00	84,264	1.00	87,636	
PSD 422	CI	07/16/14	103139	CI DELIVERY/INSTALL SPEC I	Y	SR-NA	02	T	W	1.00	37,116	1.00	32,580	
PSD 422	CI	09/04/14	103142	CI DELIVERY/INSTALL SPEC I	Y	SR-NA	02	T	W	1.00	32,736	1.00	32,580	
PSD 422	CI	06/03/14	103145	CI SALES SPECIALIST II	Y	SR-NA	03	T	W	1.00	26,700	1.00	39,516	
PSD 422	CI	06/03/14	103147	CI SECRETARY III	Y	SR-NA	63	T	W	1.00	47,436	1.00	38,400	

Department of Public Safety
Positions Filled from July 1, 2013 to November 30, 2014

Table 15

Prog ID	Sub-Org	Effective Date Position Filled	Position Number	Position Title	Exempt (Y/N)	SR Level	BU Code	T/P	MOF	Budgeted FTE	Budgeted Salary	Actual FTE	Actual Salary	Occupied by 89 Day Hire (Y/N)
PSD 422	CI	10/30/14	103159	CI SPECIALIST II	Y	SR-NA	13	T	W	1.00	42,708	1.00		
PSD 422	CI	08/01/13	103426	CI DELIVERY/INSTALL SPEC I	Y	SR-NA	02	T	W	1.00	38,124	1.00	33,888	
PSD 422	CI	11/17/14	106465	CI DELIVERY/INSTALLATION SPECIALIST I	Y	SR-00	02	T	W	1.00	36,156	1.00		
PSD 422	CI	11/05/13	106469	CI DELIVERY/INSTALL SPEC I	Y	F1-NA	02	T	W	1.00	43,452	1.00	33,888	
PSD 422	CI	10/01/13	106470	CI CLERK	Y	SR-NA	03	T	W	1.00	21,064	1.00	28,884	
PSD 422	CI	09/16/14	106883	CI DELIVERY/INSTALL SPEC I	Y	SR-NA	02	T	W	1.00	31,476	1.00	32,580	
PSD 422	CI	07/01/13	109312	CI PRE-AUDIT CLERK II	Y	SR-NA	03	T	W	1.00	32,136	1.00	27,552	
PSD 422	CI	06/03/14	109312	CI PRE-AUDIT CLERK II	Y	SR-NA	03	T	W	1.00	32,136	1.00	38,292	
PSD 422	CI	09/24/14	109313	CI DELIVERY/INSTALL SPEC I	Y	SR-NA	02	T	W	1.00	32,580	1.00	32,580	
PSD 422	CI	10/29/14	109315	CI SPECIALIST II	Y	SR-00	23	T	W	1.00	53,352	1.00		
PSD 422	CI	06/03/14	109316	CI SPECIALIST III	Y	SR-NA	23	T	W	1.00	51,936	1.00	54,012	
PSD 422	CI	07/16/13	111537	CI SPECIALIST I	Y	SR-16	13	T	W	1.00	32,180	1.00	36,468	
PSD 422	CI	06/03/14	111597	CI SPECIALIST V	Y	SR-NA	23	T	W	1.00	60,024	1.00	60,000	
PSD 422	CI	06/03/14	112140	CI SPECIALIST III	Y	SR-NA	23	T	W	1.00	51,312	1.00	41,592	
PSD 422	CI	09/04/14	112871	CI DELIVERY/INSTALL SPEC I	Y	SR-NA	02	T	W	1.00	33,888	1.00	32,580	
PSD 422	CI	07/29/14	103425*	CI SPECIALIST V	Y	SR-NA	23	T	W	1.00	40,206	1.00	66,000	
PSD 503	CC	06/27/14	018098	DEPUTY SHERIFF I	N	SR-16	03	P	A	1.00	46,176	1.00	35,064	
PSD 503	CC	06/27/14	022505	DEPUTY SHERIFF I	N	SR-16	03	P	A	1.00	44,412	1.00	35,064	
PSD 503	CC	06/16/14	028415	DEPUTY SHERIFF III	N	SR-20	04	P	A	1.00	51,936	1.00	54,012	
PSD 503	CC	06/27/14	039837	DEPUTY SHERIFF I	N	SR-16	03	P	A	1.00	37,968	1.00	35,064	
PSD 503	CC	07/16/14	043373	OFFICE ASSISTANT III	N	SR-08	03	P	A	1.00	25,668	1.00	54,012	
PSD 503	CC	09/23/13	043378	OFFICE ASSISTANT IV	N	SR-10	03	P	A	1.00	27,756	1.00	30,036	
PSD 503	CC	11/04/13	043387	DEPUTY SHERIFF IV	N	SR-22	04	P	A	1.00	31,602	1.00	56,172	
PSD 503	CC	07/16/13	043393	DEPUTY SHERIFF III	N	SR-20	04	P	A	1.00	25,323	1.00	51,936	
PSD 503	CC	06/16/14	043399	DEPUTY SHERIFF III	N	SR-20	04	P	A	1.00	54,012	1.00	42,684	
PSD 503	CC	11/17/14	43417	DEPUTY SHERIFF II	N	SR-18	03	P	A	1.00	41,040	1.00		
PSD 503	CC	06/27/14	043420	DEPUTY SHERIFF I	N	SR-16	03	P	A	1.00	48,048	1.00	35,064	
PSD 503	CC	06/27/14	043430	DEPUTY SHERIFF I	N	SR-16	03	P	A	1.00	51,936	1.00	35,064	
PSD 503	CC	06/27/14	043486	DEPUTY SHERIFF I	N	SR-16	03	P	A	1.00	51,936	1.00	35,064	
PSD 503	CC	08/04/14	045550	OFFICE ASSISTANT III	N	SR-08	03	P	A	1.00	25,668	1.00	26,700	
PSD 503	CC	06/27/14	045560	DEPUTY SHERIFF I	N	SR-16	03	P	A	1.00	44,412	1.00	35,064	
PSD 503	CC	06/27/14	045569	DEPUTY SHERIFF I	N	SR-16	03	P	A	1.00	48,048	1.00	35,064	
PSD 503	CC	06/27/14	111167	DEPUTY SHERIFF II	N	SR-18	03	P	A	1.00	51,936	1.00	41,064	
PSD 503	CC	06/16/14	112686	DEPUTY SHERIFF III	N	SR-20	04	P	U	1.00	49,932	1.00	49,932	
PSD 503	CC	10/27/14	112692	OFFICE ASSISTANT IV	N	SR-10	03	P	A	1.00	58,440	1.00		
PSD 503	CC	06/27/14	112693	DEPUTY SHERIFF I	N	SR-16	03	P	A	1.00	44,412	1.00	35,064	
PSD 503	CC	07/01/13	112697	DEPUTY SHERIFF II	N	SR-18	03	P	A	1.00	51,936	1.00	37,968	
PSD 503	CC	06/27/14	116477	DEPUTY SHERIFF I	N	SR-16	03	P	A	1.00	35,064	1.00	46,176	
PSD 503	CC	06/27/14	117238	DEPUTY SHERIFF I	N	SR-16	03	P	A	1.00	35,064	1.00	48,048	
PSD 503	CC	06/27/14	117573	DEPUTY SHERIFF I	N	SR-16	03	P	A	1.00	35,064	1.00	35,064	
PSD 503	CC	06/27/14	117574	DEPUTY SHERIFF I	N	SR-16	03	P	A	1.00	35,064	1.00	35,064	
PSD 503	CC	06/27/14	117575	DEPUTY SHERIFF I	N	SR-16	03	P	A	1.00	35,064	1.00	35,064	
PSD 503	CC	06/27/14	118968	DEPUTY SHERIFF I	N	SR-16	03	P	A	1.00	37,968	1.00	35,064	
PSD 503	CC	11/04/13	120371	DEPUTY SHERIFF IV	N	SR-22	04	P	A	1.00	41,040	1.00	58,440	
PSD 503	CC	06/27/14	120373	DEPUTY SHERIFF I	N	SR-16	03	P	A	1.00	42,684	1.00	35,064	
PSD 503	CC	06/27/14	120376	DEPUTY SHERIFF II	N	SR-18	03	P	A	1.00	23,088	1.00	48,024	
PSD 503	CC	08/05/14	120681	OFFICE ASSISTANT III	N	SR-08	03	P	A	1.00	31,212	1.00	26,700	
PSD 503	CC	06/27/14	121044	DEPUTY SHERIFF I	N	SR-16	03	P	A	1.00	44,412	1.00	35,064	
PSD 503	CC	06/27/14	121045	DEPUTY SHERIFF I	N	SR-16	03	P	A	1.00	44,412	1.00	35,064	
PSD 503	CC	06/27/14	121046	DEPUTY SHERIFF I	N	SR-16	03	P	A	1.00	44,412	1.00	35,064	
PSD 503	CC	06/27/14	121047	DEPUTY SHERIFF I	N	SR-16	03	P	A	1.00	44,412	1.00	35,064	
PSD 503	CC	06/27/14	121048	DEPUTY SHERIFF I	N	SR-16	03	P	A	1.00	44,412	1.00	35,064	
PSD 503	CC	06/27/14	121049	DEPUTY SHERIFF I	N	SR-16	03	P	A	1.00	44,412	1.00	35,064	
PSD 503	CC	06/27/14	121050	DEPUTY SHERIFF I	N	SR-16	03	P	A	1.00	44,412	1.00	35,064	

Department of Public Safety
Positions Filled from July 1, 2013 to November 30, 2014

Table 15

Prog ID	Sub-Org	Effective Date Position Filled	Position Number	Position Title	Exempt (Y/N)	SR Level	BU Code	T/P	MOF	Budgeted FTE	Budgeted Salary	Actual FTE	Actual Salary	Occupied by 89 Day Hire (Y/N)
PSD 503	CC	06/27/14	121051	DEPUTY SHERIFF I	N	SR-16	03	P	A	1.00	44,412	1.00	35,064	
PSD 503	CC	08/01/14	121052	DEPUTY SHERIFF II	N	SR-18	03	P	A	1.00	44,412	1.00	48,024	
PSD 503	CC	06/27/14	121055	DEPUTY SHERIFF I	N	SR-16	03	P	A	1.00	44,412	1.00	35,064	
PSD 503	CC	06/03/13	102238*	SHERIFF	Y	SR-NA	84	P	A	1.00	79,992	1.00	79,992	
PSD 503	CC	06/27/14	111163*	DEPUTY SHERIFF I	N	SR-16	03	P	U	1.00	38,988	1.00	35,064	
PSD 503	CC	06/27/14	111164*	DEPUTY SHERIFF I	N	SR-16	03	P	A	1.00	38,988	1.00	35,064	
PSD 503	CC	06/27/14	111171*	DEPUTY SHERIFF I	N	SR-16	03	P	A	1.00	38,988	1.00	35,064	
PSD 503	CC	06/27/14	112638*	DEPUTY SHERIFF I	N	SR-16	03	P	U	1.00	38,988	1.00	35,064	
PSD 503	CC	06/27/14	121053*	DEPUTY SHERIFF I	N	SR-16	03	P	A	1.00	44,412	1.00	35,064	
PSD 503	CC	06/27/14	121054*	DEPUTY SHERIFF I	N	SR-16	03	P	A	1.00	44,412	1.00	35,064	
PSD 611	BA	07/01/14	100980*	MEMBER, HAWAII PAROLING AUTHORITY	Y	SR-NA	00	P	A	0.00	56,077	0.00	56,077	
PSD 612	BB	04/16/14	002320	PAROLE OFFICER IV	N	SR-22	13	P	A	1.00	49,332	1.00	55,488	
PSD 612	BB	11/02/14	3403	PAROLE OFFICER VI	N	SR-26	23	P	A	1.00	70,224	1.00		
PSD 612	BB	11/17/14	3405	PAROLE OFFICER V	N	SR-24	23	P	A	1.00	42,132	1.00		
PSD 612	BB	11/27/13	005947	PAROLE OFFICER III	N	SR-20	13	P	A	1.00	56,053	1.00	42,132	
PSD 612	BB	11/28/14	30918	OFFICE ASSISTANT III (CLERK TYPIST II)	N	SR-08	03	P	A	1.00	36,516	1.00		
PSD 612	BB	10/21/13	037316	PAROLE OFFICER IV	N	SR-22	13	P	A	1.00	49,332	1.00	45,576	
PSD 612	BB	08/28/13	037660	OFFICE ASSISTANT III	N	SR-08	03	P	A	1.00	25,668	1.00	25,668	
PSD 612	BB	10/23/13	042646	PAROLE OFFICER III	N	SR-20	13	P	A	1.00	42,132	1.00	42,132	
PSD 612	BB	05/01/14	121069	PAROLE OFFICER IV	N	SR-22	13	P	A	1.00	49,332	1.00	47,400	
PSD 612	BB	09/20/13	046514*	PAROLE OFFICER IV	N	SR-22	13	P	A	1.00	44,412	1.00	47,412	
PSD 613	DA	11/14/14	119174	CVCC SPECIALIST	N	SR-00	13	P	B	1.00	47,004	1.00		
PSD 613	DA	08/01/13	120662	JRI PROB RESTITUTION RECOVERY COORD	Y	SR-NA	13	P	A	1.00	65,000	1.00	58,000	
PSD 613	DA	07/01/13	120666	JRI RESTITUTION SPECIALIST	Y	SR-NA	13	P	A	1.00	50,000	1.00	40,000	
PSD 808	EM	09/04/13	118297	ACCOUNT CLERK III	N	SR-11	03	P	A	1.00	35,064	1.00	28,836	
PSD 900	EA	10/16/14	15658	BUSINESS MANAGEMENT OFFICER II	N	EM-07	35	P	A	1.00	79,104	1.00		
PSD 900	EA	09/16/13	024607	OFFICE ASSISTANT III	N	SR-08	03	P	A	1.00	25,668	1.00	25,668	
PSD 900	EA	06/02/14	025671	ACCOUNTANT III	N	SR-20	13	P	A	1.00	60,024	1.00	43,812	
PSD 900	EA	10/01/14	29114	ACCOUNT CLERK IV	N	SR-13	03	P	A	1.00	41,040	1.00		
PSD 900	EA	12/04/13	035988	OFFICE ASSISTANT III	N	SR-08	03	P	A	1.00	28,836	1.00	32,424	
PSD 900	EA	10/16/13	037233	PERSONNEL CLERK IV	N	SR-11	63	T	A	1.00	28,836	1.00	28,836	Y
PSD 900	EA	07/22/13	039018	OFFICE ASSISTANT IV	N	SR-10	03	P	A	1.00	35,064	1.00	35,064	
PSD 900	EA	08/01/13	040776	PERSONNEL CLERK V	N	SR-13	63	P	A	1.00	31,212	1.00	37,968	
PSD 900	EA	09/03/14	040776	PERSONNEL CLERK V	N	SR-13	63	P	A	1.00	31,212	1.00	33,720	
PSD 900	EA	08/19/13	040777	PERSONNEL CLERK V	N	SR-13	63	P	A	1.00	36,516	1.00	31,212	
PSD 900	EA	09/18/14	040777	PERSONNEL CLERK V	N	SR-13	63	P	A	1.00	36,516	1.00	33,720	
PSD 900	EA	04/28/14	043439	DEPUTY SHERIFF III	N	SR-20	03	P	A	1.00	48,048	1.00	58,440	
PSD 900	EA	11/01/13	044180	INFORMATION TECHNOLOGY SPCLT VI	N	SR-26	23	P	A	1.00	51,936	1.00	73,044	
PSD 900	EA	09/16/14	045940	ADULT CORRECTIONS OFFICER IV	N	CO-08	10	P	A	1.00	55,320	1.00	57,264	
PSD 900	EA	09/16/14	045944	ADULT CORRECTIONS OFFICER IV	N	CO-08	10	P	A	1.00	55,320	1.00	57,264	
PSD 900	EA	09/16/14	046960	FIREARMS TRAINING TECHNICIAN	N	SR-17	03	P	A	1.00	46,176	1.00	37,980	
PSD 900	EA	08/05/13	100060	PRIVATE SECRETARY II	Y	SR-22	63	P	A	1.00	54,012	1.00	49,932	
PSD 900	EA	06/01/13	102218	DEPUTY DIRECTOR FOR LAW ENFORCEMENT	Y	SR-NA	00	P	A	1.00	119,508	1.00	92,646	
PSD 900	EA	07/01/13	116920	ADMINISTRATIVE ASSISTANT VI	N	SR-26	73	P	A	1.00	82,128	1.00	78,984	
PSD 900	EA	07/23/14	118661	INFORMATION TECHNOLOGY SPCLT V	N	SR-24	13	P	A	1.00	67,488	1.00	53,364	
PSD 900	EA	01/22/14	120797	OFFICE ASSISTANT III	N	SR-08	03	P	A	1.00	29,000	1.00	25,668	
PSD 900	EA	07/01/14	120964	PERSONNEL TECHNICIAN VI	N	SR-15	63	P	A	1.00	36,516	1.00	41,064	
PSD 900	EA	08/12/13	023971*	RESEARCH STATISTICIAN IV	N	SR-22	13	P	A	1.00	45,573	1.00	45,576	
PSD 900	EA	10/16/13	031180*	PROGRAM SPECIALIST V	N	SR-24	13	P	A	1.00	73,044	1.00	51,312	
PSD 900	EA	09/02/14	037751*	CIVIL RIGHTS SPECIALIST III	N	SR-22	73	P	A	1.00	49,332	1.00	43,812	
PSD 900	EA	01/02/14	112257*	PERSONNEL MANAGEMENT SPECIALIST V	N	SR-24	73	P	A	1.00	51,314	1.00	57,720	
PSD 900	EA	12/02/13	113101*	PUBLIC SAFETY SECURITY PRGM COORD	N	SR-24	73	P	A	1.00	48,048	1.00	75,960	
PSD 900	EA	08/01/14	120798*	PROGRAM SPECIALIST VI	N	SR-26	13	P	A	1.00	57,000	1.00	57,720	

Department of Public Safety
Unauthorized Positions as of November 30, 2014

Table 16

<u>Prog ID</u>	<u>Sub-Org</u>	<u>Date Established</u>	<u>Legal Authority</u>	<u>Position Number</u>	<u>Position Title</u>	<u>Exempt (Y/N)</u>	<u>SR Level</u>	<u>BU Code</u>	<u>T/P</u>	<u>MOF</u>	<u>FTE</u>	<u>Annual Salary</u>	<u>Filled (Y/N)</u>	<u>Occupied by 89 Day Hire (Y/N)</u>
					Justice Reinvestment									
PSD 900		8/31/2012	76-16(B)12	120719	Coordinator	Y	SR-NA	13	T	A	1.00	\$ 73,032	Y	
PSD 900		8/31/2012	76-16(B)12	120718	Performance Based Mgmt Coordinator	Y	SR-NA	13	T	A	1.00	\$ 82,164	Y	
PSD 900		9/1/2011	76-16(B)12	120334	Communications Specialist	Y	SR-NA	13	T	A	1.00	\$ 70,188	Y	
PSD 900		2/6/2014	76-16(B)12	121148	Audit & Compliance Officer	Y	SR-NA	13	T	A	1.00	\$ 82,140	Y	
PSD 410		9/25/2013	76-16(B)12	121030	OISC Pre Trial Officer	Y	SR-NA	13	T	T	1.00	\$ 40,548	Y	
PSD 410		9/25/2013	76-16(B)12	121031	OISC Social Service Asst	Y	SR-NA	3	T	T	1.00	\$ 30,000	Y	

Department of Public Safety
Overtime Expenditure Summary

Table 17

Prog ID	Sub-Org	Program Title	MOF	FY14 (actual)			FY15 (estimated)			FY16 (budgeted)			FY17 (budgeted)		
				Base Salary \$\$\$\$	Overtime \$\$\$\$	Overtime Percent	Base Salary \$\$\$\$	Overtime \$\$\$\$	Overtime Percent	Base Salary \$\$\$\$	Overtime \$\$\$\$	Overtime Percent	Base Salary \$\$\$\$	Overtime \$\$\$\$	Overtime Percent
PSD 402		Halawa Correctional Facility	A	\$ 17,469,998	\$ 826,334	4.7%	\$ 19,328,774	\$ 800,000	4.1%	\$ 22,219,237	\$ 296,389	1.3%	\$ 22,917,032	\$ 296,389	1.3%
PSD 403		Kulani Correctional Facility	A	\$ 334,787	\$ 2,711	0.8%	\$ 3,178,718	\$ 100,000	3.1%	\$ 3,950,358	\$ 101,482	2.6%	\$ 4,078,276	\$ 101,482	2.5%
PSD 404		Waiawa Correctional Facility	A	\$ 4,535,259	\$ 220,732	4.9%	\$ 4,579,528	\$ 220,000	4.8%	\$ 5,957,607	\$ -	0.0%	\$ 6,209,703	\$ -	0.0%
PSD 405		Hawaii Community Correctional Center	A	\$ 6,525,962	\$ 1,533,538	23.5%	\$ 6,787,330	\$ 730,000	10.8%	\$ 8,868,667	\$ -	0.0%	\$ 9,168,754	\$ -	0.0%
PSD 406		Maui Community Correctional Center	A	\$ 7,690,046	\$ 1,008,092	13.1%	\$ 8,265,546	\$ 840,000	10.2%	\$ 9,995,447	\$ -	0.0%	\$ 10,362,837	\$ -	0.0%
PSD 407		Oahu Community Correctional Center	A	\$ 20,679,182	\$ 3,424,837	16.6%	\$ 22,151,694	\$ 2,250,000	10.2%	\$ 26,883,293	\$ 523,104	1.9%	\$ 27,839,790	\$ 523,104	1.9%
PSD 408		Kauai Community Correctional Center	A	\$ 3,066,639	\$ 123,716	4.0%	\$ 3,437,614	\$ 120,000	3.5%	\$ 3,945,237	\$ -	0.0%	\$ 4,146,185	\$ -	0.0%
PSD 409		Women's Community Correctional Center	A	\$ 4,832,627	\$ 929,758	19.2%	\$ 5,236,258	\$ 540,000	10.3%	\$ 7,055,118	\$ -	0.0%	\$ 7,298,099	\$ -	0.0%
PSD 410		Intake Services Center Division	A	\$ 2,633,873	\$ 454	0.0%	\$ 2,805,985		0.0%	\$ 3,431,304	\$ -	0.0%	\$ 3,585,318	\$ -	0.0%
PSD 420		Corrections Program Services	A	\$ 5,792,143	\$ 397,018	6.9%	\$ 7,208,742	\$ 350,000	4.9%	\$ 8,054,346	\$ -	0.0%	\$ 8,302,090	\$ -	0.0%
PSD 421		Health Care	A	\$ 9,874,467	\$ 632,539	6.4%	\$ 10,657,305	\$ 650,000	6.1%	\$ 14,574,673	\$ -	0.0%	\$ 14,673,949	\$ -	0.0%
PSD 502		Narcotics Enforcement Division	A	\$ 718,009	\$ 22,209	3.1%	\$ 849,321	\$ 25,000	2.9%	\$ 835,554	\$ 19,561	2.3%	\$ 862,520	\$ 19,561	2.3%
PSD 503		Sheriff Division	A	\$ 11,797,169	\$ 751,428	6.4%	\$ 12,873,669	\$ 350,000	2.7%	\$ 14,490,054	\$ 23,593	0.2%	\$ 14,490,054	\$ 23,593	0.2%
PSD 611		Hawaii Paroling Authority - Determination	A	\$ 300,790		0.0%	\$ 302,892		0.0%	\$ 551,712	\$ -	0.0%	\$ 551,712	\$ -	0.0%
PSD 612		Hawaii Paroling Authority - Supervision & Counseling	A	\$ 2,757,587	\$ 24,618	0.9%	\$ 3,080,351	\$ 25,000	0.8%	\$ 1,995,630	\$ -	0.0%	\$ 2,054,140	\$ -	0.0%
PSD 613		Crime Victim Compensation Commission	A	\$ 258,195	\$ 1,306	0.5%	\$ 277,186		0.0%	\$ 285,000	\$ -	0.0%	\$ 285,000	\$ -	0.0%
PSD 808		Non-State Facility (Mainland & Fed Detention Ctr.	A	\$ 415,221		0.0%	\$ 388,281		0.0%	\$ 463,496	\$ -	0.0%	\$ 476,129	\$ -	0.0%
PSD 900		General Administration	A	\$ 6,188,628	\$ 184,668	3.0%	\$ 6,574,029	\$ 100,000	1.5%	\$ 7,839,654	\$ 120,000	1.5%	\$ 8,019,979	\$ 120,000	1.5%
PSD 422		Hawaii Correctional Industries	W	\$ 1,168,335	\$ 24,271	2.1%	\$ 1,405,001	\$ -	0.0%	\$ 1,896,688	\$ -	0.0%	\$ 1,910,819	\$ -	0.0%
PSD 613		Crime Victim Compensation Commission	B	\$ 422,748	\$ 1,041	0.2%	\$ 431,620	\$ 1,041	0.2%	\$ 450,760	\$ -	0.0%	\$ 450,760	\$ -	0.0%
PSD 502		Narcotics Enforcement Division - Controlled Substance Reg	W	\$ 275,687	\$ 5,272	1.9%	\$ 312,273	\$ 10,000	3.2%	\$ 396,642	\$ 9,483	2.4%	\$ 403,758	\$ 9,483	2.3%
PSD 503		Sheriff Division - Airports	U	\$ 2,380,483	\$ 390,184	16.4%	\$ 2,610,354	\$ 300,000	11.5%	\$ 2,937,840	\$ 250,000	8.5%	\$ 2,937,840	\$ 250,000	8.5%

Department of Public Safety
Overtime Position List

Table 18

(Only for Positions the Sum of Overtime Paid and Value of Compensatory Time for which was at Least 10% of Base Pay)

PSD 407	36151	10	Y	N	P	A	ADULT CORRECTIONS OFFICER III	CO06	\$45,109.82	210.00	\$5,307.72	11.77%	15.625	\$ 3,299.28	7.31%	\$ 8,607.00	19.08%
PSD 407	26230	10	Y	N	P	A	ADULT CORRECTIONS OFFICER III	CO06	\$42,741.87	336.75	\$7,371.89	17.25%	4.39125	\$ 788.60	1.85%	\$ 8,160.49	19.09%
PSD 407	34844	10	Y	N	P	A	ADULT CORRECTIONS OFFICER III	CO06	\$47,274.63	414.00	\$9,034.65	19.11%			0.00%	\$ 9,034.65	19.11%
PSD 407	30801	10	Y	N	P	A	ADULT CORRECTIONS OFFICER III	CO06	\$44,583.86	392.75	\$8,434.41	18.92%	1.8125	\$ 325.50	0.73%	\$ 8,759.91	19.65%
PSD 407	30781	10	Y	N	P	A	ADULT CORRECTIONS OFFICER III	CO06	\$46,588.38	315.75	\$6,975.82	14.97%	13.625	\$ 2,446.84	5.25%	\$ 9,422.66	20.23%
PSD 407	36147	10	Y	N	P	A	ADULT CORRECTIONS OFFICER III	CO06	\$42,032.25	348.00	\$7,701.16	18.32%	4.985	\$ 895.23	2.13%	\$ 8,596.39	20.45%
PSD 407	117609	10	Y	N	P	A	ADULT CORRECTIONS OFFICER III	CO06	\$46,504.90	420.75	\$9,138.68	19.65%	3.125	\$ 561.20	1.21%	\$ 9,699.88	20.86%
PSD 407	34501	10	Y	N	P	A	ADULT CORRECTIONS OFFICER III	CO06	\$55,681.26	447.75	\$11,616.86	20.86%			0.00%	\$ 11,616.86	20.86%
PSD 407	36038	10	Y	N	P	A	ADULT CORRECTIONS OFFICER III	CO06	\$46,987.75	423.00	\$9,254.46	19.70%	4	\$ 718.34	1.53%	\$ 9,972.80	21.22%
PSD 407	30799	10	Y	N	P	A	ADULT CORRECTIONS OFFICER III	CO06	\$55,662.34	457.00	\$11,885.99	21.35%			0.00%	\$ 11,885.99	21.35%
PSD 407	32539	10	Y	N	P	A	ADULT CORRECTIONS OFFICER III	CO06	\$28,314.61	300.00	\$6,231.84	22.01%			0.00%	\$ 6,231.84	22.01%
PSD 407	117997	10	Y	N	P	A	ADULT CORRECTIONS OFFICER III	CO06	\$28,314.61	300.00	\$6,234.00	22.02%			0.00%	\$ 6,234.00	22.02%
PSD 407	51371	10	Y	N	P	A	ADULT CORRECTIONS OFFICER III	CO06	\$45,301.14	246.75	\$5,333.75	11.77%	26	\$ 4,669.20	10.31%	\$ 10,002.95	22.08%
PSD 407	34281	10	Y	N	P	A	ADULT CORRECTIONS OFFICER III	CO06	\$46,388.39	468.00	\$10,343.64	22.30%	1	\$ 179.58	0.39%	\$ 10,523.22	22.69%
PSD 407	34544	10	Y	N	P	A	ADULT CORRECTIONS OFFICER III	CO06	\$51,519.76	489.50	\$11,697.63	22.71%			0.00%	\$ 11,697.63	22.71%
PSD 407	36168	10	Y	N	P	A	ADULT CORRECTIONS OFFICER III	CO06	\$44,719.44	434.25	\$9,503.52	21.25%	3.875	\$ 695.89	1.56%	\$ 10,199.41	22.81%
PSD 407	34505	10	Y	N	P	A	ADULT CORRECTIONS OFFICER III	CO06	\$41,940.49	439.00	\$9,625.66	22.95%			0.00%	\$ 9,625.66	22.95%
PSD 407	02596	10	Y	N	P	A	ADULT CORRECTIONS OFFICER III	CO06	\$44,524.00	425.25	\$9,524.81	21.39%	4.875	\$ 875.48	1.97%	\$ 10,400.29	23.36%
PSD 407	51698	10	Y	N	P	A	ADULT CORRECTIONS OFFICER III	CO06	\$47,309.49	511.00	\$11,230.62	23.74%			0.00%	\$ 11,230.62	23.74%
PSD 407	34560	10	Y	N	P	A	ADULT CORRECTIONS OFFICER III	CO06	\$47,052.31	505.00	\$11,044.79	23.47%	1	\$ 179.58	0.38%	\$ 11,224.37	23.86%
PSD 407	25518	10	Y	N	P	A	ADULT CORRECTIONS OFFICER III	CO06	\$35,531.55	337.50	\$7,403.73	20.84%	7	\$ 1,257.09	3.54%	\$ 8,660.82	24.38%
PSD 407	34845	10	Y	N	P	A	ADULT CORRECTIONS OFFICER III	CO06	\$47,165.60	519.75	\$11,539.01	24.46%			0.00%	\$ 11,539.01	24.46%
PSD 407	26246	10	Y	N	P	A	ADULT CORRECTIONS OFFICER III	CO06	\$36,275.24	295.76	\$6,485.87	17.88%	13.46875	\$ 2,418.78	6.67%	\$ 8,904.65	24.55%
PSD 407	34292	10	Y	N	P	A	ADULT CORRECTIONS OFFICER III	CO06	\$47,398.19	504.00	\$11,020.68	23.25%	4.625	\$ 830.58	1.75%	\$ 11,851.26	25.00%
PSD 407	34497	10	Y	N	P	A	ADULT CORRECTIONS OFFICER III	CO06	\$47,278.99	516.00	\$11,293.80	23.89%	3.0625	\$ 549.98	1.16%	\$ 11,843.78	25.05%
PSD 407	36181	10	Y	N	P	A	ADULT CORRECTIONS OFFICER III	CO06	\$47,266.23	541.50	\$11,918.43	25.22%			0.00%	\$ 11,918.43	25.22%
PSD 407	36161	10	Y	N	P	A	ADULT CORRECTIONS OFFICER III	CO06	\$55,911.58	516.00	\$13,152.96	23.52%	4.9375	\$ 1,042.57	1.86%	\$ 14,195.53	25.39%
PSD 407	32579	10	Y	N	P	A	ADULT CORRECTIONS OFFICER III	CO06	\$45,716.54	353.25	\$7,838.96	17.15%	21.125	\$ 3,793.73	8.30%	\$ 11,632.69	25.45%
PSD 407	36184	10	Y	N	P	A	ADULT CORRECTIONS OFFICER III	CO06	\$45,990.26	366.25	\$7,993.83	17.38%	22	\$ 3,950.86	8.59%	\$ 11,944.69	25.97%
PSD 407	26244	10	Y	N	P	A	ADULT CORRECTIONS OFFICER III	CO06	\$46,808.95	444.00	\$9,757.21	20.84%	13.4375	\$ 2,413.17	5.16%	\$ 12,170.38	26.00%
PSD 407	36178	10	Y	N	P	A	ADULT CORRECTIONS OFFICER III	CO06	\$53,510.75	437.25	\$11,269.12	21.06%	13.25	\$ 2,797.79	5.23%	\$ 14,066.91	26.29%
PSD 407	34559	10	Y	N	P	A	ADULT CORRECTIONS OFFICER III	CO06	\$55,881.85	585.25	\$15,021.86	26.88%	0.5	\$ 105.58	0.19%	\$ 15,127.44	27.07%
PSD 407	38521	10	Y	N	P	A	ADULT CORRECTIONS OFFICER III	CO06	\$47,251.30	559.50	\$12,439.23	26.33%	4.25	\$ 763.23	1.62%	\$ 13,202.46	27.94%
PSD 407	34536	10	Y	N	P	A	ADULT CORRECTIONS OFFICER III	CO06	\$47,421.13	599.00	\$13,123.84	27.68%	1	\$ 179.58	0.38%	\$ 13,303.42	28.05%
PSD 407	117991	10	Y	N	P	A	ADULT CORRECTIONS OFFICER III	CO06	\$44,183.39	612.25	\$12,616.08	28.55%			0.00%	\$ 12,616.08	28.55%
PSD 407	38529	10	Y	N	P	A	ADULT CORRECTIONS OFFICER III	CO06	\$45,339.70	529.50	\$11,786.79	26.00%	7.26625	\$ 1,304.91	2.88%	\$ 13,091.70	28.87%
PSD 407	34515	10	Y	N	P	A	ADULT CORRECTIONS OFFICER III	CO06	\$47,327.41	592.00	\$13,024.56	27.52%	4.375	\$ 785.68	1.66%	\$ 13,810.24	29.18%
PSD 407	34526	10	Y	N	P	A	ADULT CORRECTIONS OFFICER III	CO06	\$28,314.61	372.75	\$7,742.15	27.34%	4	\$ 664.98	2.35%	\$ 8,407.13	29.69%
PSD 407	34496	10	Y	N	P	A	ADULT CORRECTIONS OFFICER III	CO06	\$47,465.85	565.00	\$12,462.30	26.26%	10	\$ 1,795.85	3.78%	\$ 14,258.15	30.04%
PSD 407	35603	10	Y	N	P	A	ADULT CORRECTIONS OFFICER III	CO06	\$47,485.99	660.00	\$14,544.72	30.63%			0.00%	\$ 14,544.72	30.63%
PSD 407	117610	10	Y	N	P	A	ADULT CORRECTIONS OFFICER III	CO06	\$46,258.28	615.75	\$12,965.03	28.03%	7	\$ 1,257.09	2.72%	\$ 14,222.12	30.75%
PSD 407	07394	10	Y	N	P	A	ADULT CORRECTIONS OFFICER III	CO06	\$55,961.43	642.50	\$16,576.38	29.62%	3.25	\$ 686.25	1.23%	\$ 17,262.63	30.85%
PSD 407	38520	10	Y	N	P	A	ADULT CORRECTIONS OFFICER III	CO06	\$47,144.22	636.00	\$13,955.52	29.60%	3.5	\$ 628.55	1.33%	\$ 14,584.07	30.94%
PSD 407	36046	10	Y	N	P	A	ADULT CORRECTIONS OFFICER III	CO06	\$53,639.87	636.75	\$15,744.01	29.35%	4.5	\$ 911.98	1.70%	\$ 16,655.99	31.05%
PSD 407	51715	10	Y	N	P	A	ADULT CORRECTIONS OFFICER III	CO06	\$47,338.36	492.00	\$10,768.56	22.75%	22.25	\$ 3,995.76	8.44%	\$ 14,764.32	31.19%
PSD 407	36048	10	Y	N	P	A	ADULT CORRECTIONS OFFICER III	CO06	\$55,984.42	684.00	\$17,597.40	31.43%			0.00%	\$ 17,597.40	31.43%
PSD 407	51700	10	Y	N	P	A	ADULT CORRECTIONS OFFICER III	CO06	\$47,322.28	664.50	\$14,629.79	30.92%	2.625	\$ 471.41	1.00%	\$ 15,101.20	31.91%
PSD 407	34561	10	Y	N	P	A	ADULT CORRECTIONS OFFICER III	CO06	\$55,890.41	616.50	\$15,863.06	28.38%	9.375	\$ 1,979.57	3.54%	\$ 17,842.63	31.92%
PSD 407	36165	10	Y	N	P	A	ADULT CORRECTIONS OFFICER III	CO06	\$46,959.29	641.50	\$14,247.05	30.34%	5	\$ 897.92	1.91%	\$ 15,144.97	32.25%

Overtime Position List

(Only for Positions the Sum of Overtime Paid and Value of Compensatory Time for which was at Least 10% of Base Pay)

PSD 407	14974	10	Y	N	P	A	ADULT CORRECTIONS OFFICER III	CO06	\$47,338.75	589.50	\$12,968.25	27.39%	14	\$ 2,514.18	5.31%	\$ 15,482.43	32.71%
PSD 407	28913	10	Y	N	P	A	ADULT CORRECTIONS OFFICER III	CO06	\$54,009.57	624.00	\$16,089.36	29.79%	8.625	\$ 1,821.20	3.37%	\$ 17,910.56	33.16%
PSD 407	36182	10	Y	N	P	A	ADULT CORRECTIONS OFFICER III	CO06	\$41,515.20	556.50	\$12,309.47	29.65%	9.375	\$ 1,683.81	4.06%	\$ 13,993.08	33.71%
PSD 407	36026	10	Y	N	P	A	ADULT CORRECTIONS OFFICER III	CO06	\$47,500.06	696.00	\$15,256.68	32.12%	4.5	\$ 808.13	1.70%	\$ 16,064.81	33.82%
PSD 407	35604	10	Y	N	P	A	ADULT CORRECTIONS OFFICER III	CO06	\$47,360.72	732.00	\$15,994.80	33.77%	3	\$ 538.75	1.14%	\$ 16,533.55	34.91%
PSD 407	35573	10	Y	N	P	A	ADULT CORRECTIONS OFFICER III	CO06	\$48,758.37	780.39	\$17,189.97	35.26%			0.00%	\$ 17,189.97	35.26%
PSD 407	36164	10	Y	N	P	A	ADULT CORRECTIONS OFFICER III	CO06	\$47,148.32	729.00	\$16,017.39	33.97%	3.75	\$ 673.44	1.43%	\$ 16,690.83	35.40%
PSD 407	37397	10	Y	N	P	A	ADULT CORRECTIONS OFFICER III	CO06	\$46,283.60	744.00	\$15,750.60	34.03%	4	\$ 718.34	1.55%	\$ 16,468.94	35.58%
PSD 407	120634	10	Y	N	P	A	ADULT CORRECTIONS OFFICER III	CO06	\$44,162.65	756.00	\$15,733.56	35.63%			0.00%	\$ 15,733.56	35.63%
PSD 407	32576	10	Y	N	P	A	ADULT CORRECTIONS OFFICER III	CO06	\$51,282.89	795.75	\$17,624.17	34.37%	5	\$ 897.92	1.75%	\$ 18,522.09	36.12%
PSD 407	26232	10	Y	N	P	A	ADULT CORRECTIONS OFFICER III	CO06	\$47,184.42	745.50	\$16,391.43	34.74%	4	\$ 718.34	1.52%	\$ 17,109.77	36.26%
PSD 407	26247	10	Y	N	P	A	ADULT CORRECTIONS OFFICER III	CO06	\$55,975.46	792.50	\$20,414.43	36.47%			0.00%	\$ 20,414.43	36.47%
PSD 407	36033	10	Y	N	P	A	ADULT CORRECTIONS OFFICER III	CO06	\$47,331.16	807.00	\$17,750.58	37.50%			0.00%	\$ 17,750.58	37.50%
PSD 407	35606	10	Y	N	P	A	ADULT CORRECTIONS OFFICER III	CO06	\$47,610.96	814.00	\$17,888.47	37.57%			0.00%	\$ 17,888.47	37.57%
PSD 407	34529	10	Y	N	P	A	ADULT CORRECTIONS OFFICER III	CO06	\$47,297.19	782.50	\$17,164.81	36.29%	4	\$ 718.34	1.52%	\$ 17,883.15	37.81%
PSD 407	51701	10	Y	N	P	A	ADULT CORRECTIONS OFFICER III	CO06	\$47,403.76	672.75	\$14,717.60	31.05%	18.125	\$ 3,254.97	6.87%	\$ 17,972.57	37.91%
PSD 407	31199	10	Y	N	P	A	ADULT CORRECTIONS OFFICER III	CO06	\$40,991.73	547.00	\$12,089.21	29.49%	19.5	\$ 3,501.90	8.54%	\$ 15,591.11	38.03%
PSD 407	25548	10	Y	N	P	A	ADULT CORRECTIONS OFFICER III	CO06	\$45,554.18	714.75	\$15,862.90	34.82%	11.375	\$ 2,042.78	4.48%	\$ 17,905.68	39.31%
PSD 407	26242	10	Y	N	P	A	ADULT CORRECTIONS OFFICER III	CO06	\$47,499.90	792.00	\$17,492.28	36.83%	7.125	\$ 1,279.54	2.69%	\$ 18,771.82	39.52%
PSD 407	34277	10	Y	N	P	A	ADULT CORRECTIONS OFFICER III	CO06	\$42,470.94	658.75	\$14,526.06	34.20%	12.9225	\$ 2,320.68	5.46%	\$ 16,846.74	39.67%
PSD 407	26249	10	Y	N	P	A	ADULT CORRECTIONS OFFICER III	CO06	\$47,266.88	816.00	\$17,924.28	37.92%	5.25	\$ 942.82	1.99%	\$ 18,867.10	39.92%
PSD 407	117994	10	Y	N	P	A	ADULT CORRECTIONS OFFICER III	CO06	\$47,375.84	858.00	\$18,998.24	40.10%			0.00%	\$ 18,998.24	40.10%
PSD 407	30809	10	Y	N	P	A	ADULT CORRECTIONS OFFICER III	CO06	\$47,326.03	803.13	\$17,800.38	37.61%	10.5	\$ 1,885.64	3.98%	\$ 19,686.02	41.60%
PSD 407	35605	10	Y	N	P	A	ADULT CORRECTIONS OFFICER III	CO06	\$47,450.89	864.75	\$19,060.19	40.17%	5.1875	\$ 931.60	1.96%	\$ 19,991.79	42.13%
PSD 407	36047	10	Y	N	P	A	ADULT CORRECTIONS OFFICER III	CO06	\$47,606.37	915.00	\$20,089.05	42.20%			0.00%	\$ 20,089.05	42.20%
PSD 407	28908	10	Y	N	P	A	ADULT CORRECTIONS OFFICER III	CO06	\$47,533.20	712.00	\$15,648.40	32.92%	25.625	\$ 4,601.86	9.68%	\$ 20,250.26	42.60%
PSD 407	11825	10	Y	N	P	A	ADULT CORRECTIONS OFFICER III	CO06	\$47,366.80	924.00	\$20,424.60	43.12%			0.00%	\$ 20,424.60	43.12%
PSD 407	30812	10	Y	N	P	A	ADULT CORRECTIONS OFFICER III	CO06	\$56,046.78	979.00	\$25,207.48	44.98%	0.5	\$ 105.58	0.19%	\$ 25,313.06	45.16%
PSD 407	34264	10	Y	N	P	A	ADULT CORRECTIONS OFFICER III	CO06	\$46,638.18	951.00	\$20,899.53	44.81%	2	\$ 359.17	0.77%	\$ 21,258.70	45.58%
PSD 407	07095	10	Y	N	P	A	ADULT CORRECTIONS OFFICER III	CO06	\$47,533.60	988.00	\$21,748.02	45.75%	2	\$ 359.17	0.76%	\$ 22,107.19	46.51%
PSD 407	36051	10	Y	N	P	A	ADULT CORRECTIONS OFFICER III	CO06	\$47,581.79	1012.50	\$22,328.28	46.93%	4	\$ 718.34	1.51%	\$ 23,046.62	48.44%
PSD 407	34288	10	Y	N	P	A	ADULT CORRECTIONS OFFICER III	CO06	\$55,093.70	1020.75	\$26,366.87	47.86%	6.25	\$ 1,319.71	2.40%	\$ 27,686.58	50.25%
PSD 407	30797	10	Y	N	P	A	ADULT CORRECTIONS OFFICER III	CO06	\$47,740.04	1092.00	\$24,019.20	50.31%	1	\$ 179.58	0.38%	\$ 24,198.78	50.69%
PSD 407	12662	10	Y	N	P	A	ADULT CORRECTIONS OFFICER III	CO06	\$56,157.90	1003.50	\$25,773.86	45.90%	14.69125	\$ 3,102.11	5.52%	\$ 28,875.97	51.42%
PSD 407	36032	10	Y	N	P	A	ADULT CORRECTIONS OFFICER III	CO06	\$47,317.16	864.00	\$18,939.24	40.03%	30.375	\$ 5,454.88	11.53%	\$ 24,394.12	51.55%
PSD 407	117989	10	Y	N	P	A	ADULT CORRECTIONS OFFICER III	CO06	\$47,565.32	1080.00	\$23,773.68	49.98%	5	\$ 897.92	1.89%	\$ 24,671.60	51.87%
PSD 407	38533	10	Y	N	P	A	ADULT CORRECTIONS OFFICER III	CO06	\$47,525.39	1064.25	\$23,555.97	49.57%	7.125	\$ 1,279.54	2.69%	\$ 24,835.51	52.26%
PSD 407	28923	10	Y	N	P	A	ADULT CORRECTIONS OFFICER III	CO06	\$47,649.47	1136.50	\$24,916.35	52.29%			0.00%	\$ 24,916.35	52.29%
PSD 407	112669	10	Y	N	P	A	ADULT CORRECTIONS OFFICER III	CO06	\$47,458.84	972.00	\$21,473.88	45.25%	20.75	\$ 3,726.38	7.85%	\$ 25,200.26	53.10%
PSD 407	12827	10	Y	N	P	A	ADULT CORRECTIONS OFFICER III	CO06	\$56,176.87	1143.00	\$29,463.33	52.45%	2	\$ 422.31	0.75%	\$ 29,885.64	53.20%
PSD 407	11665	10	Y	N	P	A	ADULT CORRECTIONS OFFICER III	CO06	\$47,365.08	1160.00	\$25,569.52	53.98%			0.00%	\$ 25,569.52	53.98%
PSD 407	51714	10	Y	N	P	A	ADULT CORRECTIONS OFFICER III	CO06	\$47,402.68	1164.00	\$25,760.40	54.34%			0.00%	\$ 25,760.40	54.34%
PSD 407	28920	10	Y	N	P	A	ADULT CORRECTIONS OFFICER III	CO06	\$47,501.36	1103.50	\$24,284.82	51.12%	11.84375	\$ 2,126.96	4.48%	\$ 26,411.78	55.60%
PSD 407	51704	10	Y	N	P	A	ADULT CORRECTIONS OFFICER III	CO06	\$47,346.52	1208.75	\$26,652.22	56.29%			0.00%	\$ 26,652.22	56.29%
PSD 407	38527	10	Y	N	P	A	ADULT CORRECTIONS OFFICER III	CO06	\$56,282.45	1224.00	\$31,582.68	56.11%	2.75	\$ 580.67	1.03%	\$ 32,163.35	57.15%
PSD 407	34520	10	Y	N	P	A	ADULT CORRECTIONS OFFICER III	CO06	\$47,712.39	1224.75	\$26,876.36	56.33%	2.375	\$ 426.51	0.89%	\$ 27,302.87	57.22%
PSD 407	28919	10	Y	N	P	A	ADULT CORRECTIONS OFFICER III	CO06	\$56,077.75	1227.00	\$31,701.45	56.53%	5	\$ 1,055.77	1.88%	\$ 32,757.22	58.41%
PSD 407	36035	10	Y	N	P	A	ADULT CORRECTIONS OFFICER III	CO06	\$47,523.28	1188.00	\$26,279.76	55.30%	10.1875	\$ 1,829.52	3.85%	\$ 28,109.28	59.15%
PSD 407	37846	10	Y	N	P	A	ADULT CORRECTIONS OFFICER III	CO06	\$53,822.78	1237.50	\$30,753.65	57.14%	8.375	\$ 1,697.29	3.15%	\$ 32,450.94	60.29%

Department of Public Safety

Table 18

Overtime Position List

(Only for Positions the Sum of Overtime Paid and Value of Compensatory Time for which was at Least 10% of Base Pay)

PSD 407	31930	10	Y	N	P	A	ADULT CORRECTIONS OFFICER III	CO06	\$49,628.94	1409.25	\$32,308.20	65.10%	1	\$ 179.58	0.36%	\$ 32,487.78	65.46%
PSD 407	117608	10	Y	N	P	A	ADULT CORRECTIONS OFFICER III	CO06	\$47,689.71	1341.25	\$29,507.78	61.87%	11.25	\$ 2,020.33	4.24%	\$ 31,528.11	66.11%
PSD 407	02557	10	Y	N	P	A	ADULT CORRECTIONS OFFICER III	CO06	\$49,843.18	1344.00	\$30,740.52	61.67%	17.03125	\$ 3,181.96	6.38%	\$ 33,922.48	68.06%
PSD 407	35577	10	Y	N	P	A	ADULT CORRECTIONS OFFICER III	CO06	\$55,886.05	1540.00	\$39,816.84	71.25%			0.00%	\$ 39,816.84	71.25%
PSD 407	34514	10	Y	N	P	A	ADULT CORRECTIONS OFFICER III	CO06	\$49,737.57	1585.75	\$36,284.04	72.95%	0.25	\$ 46.71	0.09%	\$ 36,330.75	73.04%
PSD 407	34539	10	Y	N	P	A	ADULT CORRECTIONS OFFICER III	CO06	\$56,333.73	1515.00	\$39,102.45	69.41%	10.25	\$ 2,164.33	3.84%	\$ 41,266.78	73.25%
PSD 407	02567	10	Y	N	P	A	ADULT CORRECTIONS OFFICER III	CO06	\$56,328.07	1449.00	\$37,446.42	66.48%	19	\$ 4,011.92	7.12%	\$ 41,458.34	73.60%
PSD 407	02552	10	Y	N	P	A	ADULT CORRECTIONS OFFICER III	CO06	\$56,422.03	1443.00	\$37,246.17	66.01%	22.34375	\$ 4,717.97	8.36%	\$ 41,964.14	74.38%
PSD 407	36029	10	Y	N	P	A	ADULT CORRECTIONS OFFICER III	CO06	\$47,807.56	1719.00	\$37,845.75	79.16%			0.00%	\$ 37,845.75	79.16%
PSD 407	12832	10	Y	N	P	A	ADULT CORRECTIONS OFFICER III	CO06	\$48,053.16	1680.00	\$36,945.84	76.89%	12	\$ 2,155.02	4.48%	\$ 39,100.86	81.37%
PSD 407	11660	10	Y	N	P	A	ADULT CORRECTIONS OFFICER III	CO06	\$47,795.56	1464.00	\$32,097.84	67.16%	38	\$ 6,824.22	14.28%	\$ 38,922.06	81.43%
PSD 407	26231	10	Y	N	P	A	ADULT CORRECTIONS OFFICER III	CO06	\$47,825.27	1711.00	\$37,742.49	78.92%	8.5	\$ 1,526.47	3.19%	\$ 39,268.96	82.11%
PSD 407	12663	10	Y	N	P	A	ADULT CORRECTIONS OFFICER III	CO06	\$56,782.54	2102.00	\$54,340.24	95.70%	1	\$ 211.15	0.37%	\$ 54,551.39	96.07%
PSD 407	06836	10	Y	N	P	A	ADULT CORRECTIONS OFFICER III	CO06	\$33,862.14	216.00	\$4,765.20	14.07%	1.125	\$ 202.03	0.60%	\$ 4,967.23	14.67%
PSD 407	31145	10	Y	N	P	A	ADULT CORRECTIONS OFFICER IV	CO08	\$53,131.62	207.00	\$5,108.91	9.62%	1	\$ 202.66	0.38%	\$ 5,311.57	10.00%
PSD 407	38663	10	Y	N	P	A	ADULT CORRECTIONS OFFICER IV	CO08	\$53,176.94	180.00	\$4,479.48	8.42%	4.75	\$ 962.64	1.81%	\$ 5,442.12	10.23%
PSD 407	35583	10	Y	N	P	A	ADULT CORRECTIONS OFFICER IV	CO08	\$13,988.28	60.75	\$1,457.38	10.42%			0.00%	\$ 1,457.38	10.42%
PSD 407	31136	10	Y	N	P	A	ADULT CORRECTIONS OFFICER IV	CO08	\$48,603.52	96.00	\$2,335.20	4.80%	17.0625	\$ 3,457.91	7.11%	\$ 5,793.11	11.92%
PSD 407	25488	10	Y	N	P	A	ADULT CORRECTIONS OFFICER IV	CO08	\$52,082.48	216.75	\$5,313.94	10.20%	6.09375	\$ 1,234.97	2.37%	\$ 6,548.91	12.57%
PSD 407	35586	10	Y	N	P	A	ADULT CORRECTIONS OFFICER IV	CO08	\$53,478.92	282.75	\$6,911.21	12.92%			0.00%	\$ 6,911.21	12.92%
PSD 407	22576	10	Y	N	P	A	ADULT CORRECTIONS OFFICER IV	CO08	\$53,546.76	256.25	\$6,209.26	11.60%	5.1875	\$ 1,051.31	1.96%	\$ 7,260.57	13.56%
PSD 407	34537	10	Y	N	P	A	ADULT CORRECTIONS OFFICER IV	CO08	\$53,258.02	290.25	\$7,187.46	13.50%	1	\$ 202.66	0.38%	\$ 7,390.12	13.88%
PSD 407	32720	10	Y	N	P	A	ADULT CORRECTIONS OFFICER IV	CO08	\$19,405.58	100.00	\$2,745.00	14.15%			0.00%	\$ 2,745.00	14.15%
PSD 407	31158	10	Y	N	P	A	ADULT CORRECTIONS OFFICER IV	CO08	\$60,448.01	324.00	\$9,138.00	15.12%			0.00%	\$ 9,138.00	15.12%
PSD 407	28917	10	Y	N	P	A	ADULT CORRECTIONS OFFICER IV	CO08	\$61,703.47	380.75	\$10,038.97	16.27%	2.375	\$ 501.49	0.81%	\$ 10,540.46	17.08%
PSD 407	31147	10	Y	N	P	A	ADULT CORRECTIONS OFFICER IV	CO08	\$56,071.45	303.50	\$8,469.20	15.10%	7.5625	\$ 1,736.12	3.10%	\$ 10,205.32	18.20%
PSD 407	51696	10	Y	N	P	A	ADULT CORRECTIONS OFFICER IV	CO08	\$53,417.46	398.00	\$9,884.20	18.50%			0.00%	\$ 9,884.20	18.50%
PSD 407	22574	10	Y	N	P	A	ADULT CORRECTIONS OFFICER IV	CO08	\$53,250.86	396.75	\$9,879.88	18.55%	11	\$ 2,229.28	4.19%	\$ 12,109.16	22.74%
PSD 407	02574	10	Y	N	P	A	ADULT CORRECTIONS OFFICER IV	CO08	\$53,291.19	447.00	\$11,099.38	20.83%	9.125	\$ 1,849.29	3.47%	\$ 12,948.67	24.30%
PSD 407	35585	10	Y	N	P	A	ADULT CORRECTIONS OFFICER IV	CO08	\$47,537.81	464.50	\$12,921.13	27.18%	2.25	\$ 516.53	1.09%	\$ 13,437.66	28.27%
PSD 407	34614	10	Y	N	P	A	ADULT CORRECTIONS OFFICER IV	CO08	\$53,562.26	553.00	\$13,725.17	25.62%	9	\$ 1,823.95	3.41%	\$ 15,549.12	29.03%
PSD 407	31149	10	Y	N	P	A	ADULT CORRECTIONS OFFICER IV	CO08	\$60,803.52	636.00	\$17,822.00	29.31%			0.00%	\$ 17,822.00	29.31%
PSD 407	35584	10	Y	N	P	A	ADULT CORRECTIONS OFFICER IV	CO08	\$60,388.98	388.88	\$10,886.34	18.03%	32.625	\$ 7,489.70	12.40%	\$ 18,376.04	30.43%
PSD 407	51695	10	Y	N	P	A	ADULT CORRECTIONS OFFICER IV	CO08	\$53,397.08	625.25	\$15,420.04	28.88%	5.5	\$ 1,114.64	2.09%	\$ 16,534.68	30.97%
PSD 407	31156	10	Y	N	P	A	ADULT CORRECTIONS OFFICER IV	CO08	\$51,922.21	719.00	\$17,792.13	34.27%	0.75	\$ 152.00	0.29%	\$ 17,944.13	34.56%
PSD 407	31148	10	Y	N	P	A	ADULT CORRECTIONS OFFICER IV	CO08	\$49,238.22	815.75	\$17,042.34	34.61%	1	\$ 179.58	0.36%	\$ 17,221.92	34.98%
PSD 407	32718	10	Y	N	P	A	ADULT CORRECTIONS OFFICER IV	CO08	\$49,442.15	750.13	\$17,363.12	35.12%			0.00%	\$ 17,363.12	35.12%
PSD 407	31134	10	Y	N	P	A	ADULT CORRECTIONS OFFICER IV	CO08	\$55,183.58	673.50	\$19,035.81	34.50%	3.125	\$ 717.40	1.30%	\$ 19,753.21	35.80%
PSD 407	38666	10	Y	N	P	A	ADULT CORRECTIONS OFFICER IV	CO08	\$53,559.48	727.00	\$17,945.61	33.51%	6.75	\$ 1,367.97	2.55%	\$ 19,313.58	36.06%
PSD 407	22578	10	Y	N	P	A	ADULT CORRECTIONS OFFICER IV	CO08	\$57,590.70	833.25	\$20,702.64	35.95%	4	\$ 810.65	1.41%	\$ 21,513.29	37.36%
PSD 407	34545	10	Y	N	P	A	ADULT CORRECTIONS OFFICER IV	CO08	\$53,646.54	831.25	\$20,680.60	38.55%	6.625	\$ 1,342.63	2.50%	\$ 22,023.23	41.05%
PSD 407	31155	10	Y	N	P	A	ADULT CORRECTIONS OFFICER IV	CO08	\$53,389.28	883.25	\$21,931.85	41.08%			0.00%	\$ 21,931.85	41.08%
PSD 407	34919	10	Y	N	P	A	ADULT CORRECTIONS OFFICER IV	CO08	\$60,883.67	919.00	\$25,917.32	42.57%			0.00%	\$ 25,917.32	42.57%
PSD 407	32723	10	Y	N	P	A	ADULT CORRECTIONS OFFICER IV	CO08	\$53,557.23	858.00	\$21,294.25	39.76%	11.125	\$ 2,254.61	4.21%	\$ 23,548.86	43.97%
PSD 407	26238	10	Y	N	P	A	ADULT CORRECTIONS OFFICER IV	CO08	\$53,686.02	940.50	\$23,584.07	43.93%	1	\$ 202.66	0.38%	\$ 23,786.73	44.31%
PSD 407	34615	10	Y	N	P	A	ADULT CORRECTIONS OFFICER IV	CO08	\$60,971.45	1074.00	\$30,216.53	49.56%	0.1875	\$ 43.04	0.07%	\$ 30,259.57	49.63%
PSD 407	02581	10	Y	N	P	A	ADULT CORRECTIONS OFFICER IV	CO08	\$53,298.02	828.00	\$20,696.88	38.83%	40	\$ 8,106.46	15.21%	\$ 28,803.34	54.04%
PSD 407	31142	10	Y	N	P	A	ADULT CORRECTIONS OFFICER IV	CO08	\$60,843.32	1281.00	\$35,995.74	59.16%			0.00%	\$ 35,995.74	59.16%
PSD 407	32722	10	Y	N	P	A	ADULT CORRECTIONS OFFICER IV	CO08	\$53,725.55	1378.00	\$34,301.30	63.85%	1	\$ 202.66	0.38%	\$ 34,503.96	64.22%

Department of Public Safety
Overtime Position List

Table 18

(Only for Positions the Sum of Overtime Paid and Value of Compensatory Time for which was at Least 10% of Base Pay)

PSD 407	31140	10	Y	N	P	A	ADULT CORRECTIONS OFFICER IV	CO08	\$17,564.00	455.50	\$11,537.82	65.69%			0.00%	\$ 11,537.82	65.69%
PSD 407	26233	10	Y	N	P	A	ADULT CORRECTIONS OFFICER IV	CO08	\$61,192.08	1416.00	\$39,913.53	65.23%	2	\$ 459.14	0.75%	\$ 40,372.67	65.98%
PSD 407	03855	10	Y	N	P	A	ADULT CORRECTIONS OFFICER IV	CO08	\$53,732.25	1481.50	\$36,736.32	68.37%	5	\$ 1,013.31	1.89%	\$ 37,749.63	70.26%
PSD 407	34918	10	Y	N	P	A	ADULT CORRECTIONS OFFICER IV	CO08	\$61,228.16	1476.00	\$41,520.96	67.81%	12	\$ 2,754.83	4.50%	\$ 44,275.79	72.31%
PSD 407	31140	10	Y	N	P	A	ADULT CORRECTIONS OFFICER IV	CO08	\$32,287.05	1119.00	\$24,380.25	75.51%	3	\$ 538.75	1.67%	\$ 24,919.00	77.18%
PSD 407	02556	10	Y	N	P	A	ADULT CORRECTIONS OFFICER IV	CO08	\$54,234.46	1980.00	\$49,057.68	90.45%	5	\$ 1,013.31	1.87%	\$ 50,070.99	92.32%
PSD 407	31144	10	Y	N	P	A	ADULT CORRECTIONS OFFICER IV	CO08	\$54,347.06	2232.00	\$55,375.08	101.89%	23.875	\$ 4,838.54	8.90%	\$ 60,213.62	110.79%
PSD 407	31133	10	Y	N	P	A	ADULT CORRECTIONS OFFICER IV	CO08	\$64,281.52	3554.75	\$99,780.39	155.22%			0.00%	\$ 99,780.39	155.22%
PSD 407	36176	10	Y	N	P	A	ADULT CORRECTIONS OFFICER RECRUIT	CO04	\$43,403.00	15.00	\$376.53	0.87%	28.25	\$ 5,965.10	13.74%	\$ 6,341.63	14.61%
PSD 407	25523	10	Y	N	P	A	ADULT CORRECTIONS OFFICER RECRUIT	CO04	\$26,268.84	225.50	\$4,907.67	18.68%	1	\$ 179.03	0.68%	\$ 5,086.70	19.36%
PSD 407	51712	10	Y	N	P	A	ADULT CORRECTIONS OFFICER RECRUIT	CO04	\$10,109.98	90.00	\$2,014.20	19.92%			0.00%	\$ 2,014.20	19.92%
PSD 407	30793	10	Y	N	P	A	ADULT CORRECTIONS OFFICER RECRUIT	CO04	\$47,349.69	428.25	\$9,255.83	19.55%	1	\$ 179.58	0.38%	\$ 9,435.41	19.93%
PSD 407	30805	10	Y	N	P	A	ADULT CORRECTIONS OFFICER RECRUIT	CO04	\$49,311.46	456.00	\$10,404.84	21.10%	13	\$ 2,428.80	4.93%	\$ 12,833.64	26.03%
PSD 407	34551	10	Y	N	P	A	ADULT CORRECTIONS OFFICER RECRUIT	CO04	\$16,924.36	180.00	\$4,537.32	26.81%	14	\$ 2,947.11	17.41%	\$ 7,484.43	44.22%
PSD 407	36175	10	Y	N	P	A	ADULT CORRECTIONS OFFICER RECRUIT	CO04	\$47,467.09	843.00	\$18,544.17	39.07%	20.5	\$ 3,681.48	7.76%	\$ 22,225.65	46.82%
PSD 407	31754	20	Y	N	P	A	ADULT CORRECTIONS OFFICER V	CO09	\$60,355.40	156.00	\$4,445.04	7.36%	12.5	\$ 2,869.62	4.75%	\$ 7,314.66	12.12%
PSD 407	31759	20	Y	N	P	A	ADULT CORRECTIONS OFFICER V	CO09	\$65,622.62	236.25	\$7,347.61	11.20%	5	\$ 1,247.54	1.90%	\$ 8,595.15	13.10%
PSD 407	31753	20	Y	N	P	A	ADULT CORRECTIONS OFFICER V	CO09	\$45,747.95	132.00	\$3,651.24	7.98%	11.75	\$ 2,697.44	5.90%	\$ 6,348.68	13.88%
PSD 407	31150	20	Y	N	P	A	ADULT CORRECTIONS OFFICER V	CO09	\$65,818.45	308.00	\$9,448.49	14.36%			0.00%	\$ 9,448.49	14.36%
PSD 407	34617	20	Y	N	P	A	ADULT CORRECTIONS OFFICER V	CO09	\$65,558.00	288.75	\$8,968.43	13.68%	2.1875	\$ 545.80	0.83%	\$ 9,514.23	14.51%
PSD 407	33986	20	Y	N	P	A	ADULT CORRECTIONS OFFICER V	CO09	\$53,036.98	34.00	\$859.00	1.62%	37	\$ 7,498.48	14.14%	\$ 8,357.48	15.76%
PSD 407	34278	20	Y	N	P	A	ADULT CORRECTIONS OFFICER V	CO09	\$68,592.00	390.75	\$12,559.48	18.31%	4.1875	\$ 1,090.04	1.59%	\$ 13,649.52	19.90%
PSD 407	31756	20	Y	N	P	A	ADULT CORRECTIONS OFFICER V	CO09	\$60,556.81	598.50	\$17,015.64	28.10%	3.75	\$ 860.88	1.42%	\$ 17,876.52	29.52%
PSD 407	34506	20	Y	N	P	A	ADULT CORRECTIONS OFFICER V	CO09	\$53,026.61	531.00	\$13,111.11	24.73%	13.25	\$ 2,685.27	5.06%	\$ 15,796.38	29.79%
PSD 407	31755	20	Y	N	P	A	ADULT CORRECTIONS OFFICER V	CO09	\$42,414.61	385.00	\$12,210.50	28.79%	3	\$ 780.92	1.84%	\$ 12,991.42	30.63%
PSD 407	34278	20	Y	N	P	A	ADULT CORRECTIONS OFFICER V	CO09	\$53,458.98	670.75	\$16,468.14	30.81%	2	\$ 405.32	0.76%	\$ 16,873.46	31.56%
PSD 407	31757	20	Y	N	P	A	ADULT CORRECTIONS OFFICER V	CO09	\$66,129.27	916.50	\$28,140.54	42.55%	15.625	\$ 3,898.56	5.90%	\$ 32,039.10	48.45%
PSD 407	37942	20	Y	N	P	A	ADULT CORRECTIONS OFFICER V	CO09	\$63,290.48	1340.75	\$37,783.80	59.70%			0.00%	\$ 37,783.80	59.70%
PSD 407	02599	90	Y	N	P	A	ADULT CORRECTIONS OFFICER VI	CO10	\$71,321.50	220.00	\$7,466.19	10.47%	18.25	\$ 4,962.03	6.96%	\$ 12,428.22	17.43%
PSD 407	30794	90	Y	N	P	A	ADULT CORRECTIONS OFFICER VI	CO10	\$59,874.15	243.00	\$7,586.64	12.67%	18.875	\$ 5,131.97	8.57%	\$ 12,718.61	21.24%
PSD 407	02577	90	Y	N	P	A	ADULT CORRECTIONS OFFICER VI	CO10	\$72,198.32	951.00	\$31,580.16	43.74%	13.3125	\$ 3,619.57	5.01%	\$ 35,199.73	48.75%
PSD 407	02545	90	Y	N	P	A	ADULT CORRECTIONS OFFICER VI	CO10	\$72,248.62	1038.75	\$34,493.13	47.74%	4.375	\$ 1,189.53	1.65%	\$ 35,682.66	49.39%
PSD 407	31981	90	Y	N	P	A	ADULT CORRECTIONS OFFICER VII	CO11	\$75,828.78	376.50	\$12,890.91	17.00%	0.375	\$ 110.68	0.15%	\$ 13,001.59	17.15%
PSD 407	02568	02	Y	N	P	A	GEN CONSTR & MTNCE SUPVR II	FZ10	\$48,143.56	193.50	\$4,461.93	9.27%	6.25	\$ 1,159.04	2.41%	\$ 5,620.97	11.68%
PSD 408	28210	10	Y	N	P	A	ADULT CORRECTIONS OFFICER III	CO06	\$51,178.94	94.50	\$2,457.30	4.80%	15.84375	\$ 3,788.61	7.40%	\$ 6,245.91	12.20%
PSD 408	113257	10	Y	N	P	A	ADULT CORRECTIONS OFFICER III	CO06	\$28,195.48	161.43	\$3,354.52	11.90%	1.34375	\$ 223.39	0.79%	\$ 3,577.91	12.69%
PSD 408	49879	10	Y	N	P	A	ADULT CORRECTIONS OFFICER III	CO06	\$47,125.16	113.68	\$2,451.92	5.20%	29	\$ 5,207.95	11.05%	\$ 7,659.87	16.25%
PSD 408	36249	10	Y	N	P	A	ADULT CORRECTIONS OFFICER III	CO06	\$28,195.48	251.22	\$5,220.35	18.51%	2	\$ 332.49	1.18%	\$ 5,552.84	19.69%
PSD 408	31870	10	Y	N	P	A	ADULT CORRECTIONS OFFICER IV	CO08	\$60,420.80	189.00	\$5,356.59	8.87%	5.6875	\$ 1,360.01	2.25%	\$ 6,716.60	11.12%
PSD 408	29564	10	Y	N	P	A	ADULT CORRECTIONS OFFICER IV	CO08	\$53,548.14	686.25	\$17,023.87	31.79%	0.6875	\$ 139.30	0.26%	\$ 17,163.17	32.05%
PSD 408	02540	20	Y	N	P	A	ADULT CORRECTIONS OFFICER V	CO09	\$60,649.25	615.50	\$17,322.60	28.56%	8.4375	\$ 2,017.60	3.33%	\$ 19,340.20	31.89%
PSD 409	49925	10	Y	N	P	A	ADULT CORRECTIONS OFFICER III	CO06	\$47,336.06	259.38	\$5,667.30	11.97%			0.00%	\$ 5,667.30	11.97%
PSD 409	30806	10	Y	N	P	A	ADULT CORRECTIONS OFFICER III	CO06	\$48,703.80	190.25	\$4,389.42	9.01%	9.25	\$ 1,728.18	3.55%	\$ 6,117.60	12.56%
PSD 409	30810	10	Y	N	P	A	ADULT CORRECTIONS OFFICER III	CO06	\$38,101.20	221.26	\$4,854.21	12.74%			0.00%	\$ 4,854.21	12.74%
PSD 409	36248	10	Y	N	P	A	ADULT CORRECTIONS OFFICER III	CO06	\$47,096.95	194.25	\$4,286.47	9.10%	15	\$ 2,693.77	5.72%	\$ 6,980.24	14.82%
PSD 409	51693	10	Y	N	P	A	ADULT CORRECTIONS OFFICER III	CO06	\$47,121.00	309.14	\$6,837.03	14.51%	0.90625	\$ 162.75	0.35%	\$ 6,999.78	14.85%
PSD 409	36236	10	Y	N	P	A	ADULT CORRECTIONS OFFICER III	CO06	\$49,150.70	253.88	\$5,867.12	11.94%	9.125	\$ 1,704.83	3.47%	\$ 7,571.95	15.41%
PSD 409	49923	10	Y	N	P	A	ADULT CORRECTIONS OFFICER III	CO06	\$45,838.70	135.77	\$2,984.58	6.51%	26.8775	\$ 4,826.79	10.53%	\$ 7,811.37	17.04%
PSD 409	36235	10	Y	N	P	A	ADULT CORRECTIONS OFFICER III	CO06	\$25,333.80	216.38	\$4,554.50	17.98%			0.00%	\$ 4,554.50	17.98%

Department of Public Safety
Overtime Position List

Table 18

(Only for Positions the Sum of Overtime Paid and Value of Compensatory Time for which was at Least 10% of Base Pay)

PSD 409	49927	10	Y	N	P	A	ADULT CORRECTIONS OFFICER III	CO06	\$23,178.39	192.00	\$4,186.92	18.06%			0.00%	\$ 4,186.92	18.06%
PSD 409	49930	10	Y	N	P	A	ADULT CORRECTIONS OFFICER III	CO06	\$33,464.87	213.50	\$4,719.20	14.10%	8.84125	\$ 1,587.75	4.74%	\$ 6,306.95	18.85%
PSD 409	53089	10	Y	N	P	A	ADULT CORRECTIONS OFFICER III	CO06	\$16,211.45	147.00	\$3,077.94	18.99%			0.00%	\$ 3,077.94	18.99%
PSD 409	37833	10	Y	N	P	A	ADULT CORRECTIONS OFFICER III	CO06	\$55,702.20	339.63	\$8,813.23	15.82%	8.625	\$ 1,821.20	3.27%	\$ 10,634.43	19.09%
PSD 409	51691	10	Y	N	P	A	ADULT CORRECTIONS OFFICER III	CO06	\$47,026.90	382.50	\$8,435.86	17.94%	3.5	\$ 628.55	1.34%	\$ 9,064.41	19.27%
PSD 409	49938	10	Y	N	P	A	ADULT CORRECTIONS OFFICER III	CO06	\$28,314.61	258.00	\$5,361.24	18.93%	2	\$ 332.48	1.17%	\$ 5,693.72	20.11%
PSD 409	49934	10	Y	N	P	A	ADULT CORRECTIONS OFFICER III	CO06	\$47,017.85	40.50	\$906.39	1.93%	50.3125	\$ 9,035.35	19.22%	\$ 9,941.74	21.14%
PSD 409	34259	10	Y	N	P	A	ADULT CORRECTIONS OFFICER III	CO06	\$47,405.26	420.13	\$9,095.87	19.19%	5.25	\$ 942.82	1.99%	\$ 10,038.69	21.18%
PSD 409	14966	10	Y	N	P	A	ADULT CORRECTIONS OFFICER III	CO06	\$43,306.37			0.00%	52.75	\$ 9,473.09	21.87%	\$ 9,473.09	21.87%
PSD 409	37836	10	Y	N	P	A	ADULT CORRECTIONS OFFICER III	CO06	\$21,610.43	228.00	\$4,922.88	22.78%			0.00%	\$ 4,922.88	22.78%
PSD 409	14972	10	Y	N	P	A	ADULT CORRECTIONS OFFICER III	CO06	\$47,081.77	183.50	\$4,046.71	8.60%	38.75	\$ 6,958.90	14.78%	\$ 11,005.61	23.38%
PSD 409	53084	10	Y	N	P	A	ADULT CORRECTIONS OFFICER III	CO06	\$38,389.14	237.38	\$5,211.67	13.58%	20.98	\$ 3,767.69	9.81%	\$ 8,979.36	23.39%
PSD 409	53081	10	Y	N	P	A	ADULT CORRECTIONS OFFICER III	CO06	\$45,595.45	299.63	\$6,623.90	14.53%	24.4375	\$ 4,388.60	9.63%	\$ 11,012.50	24.15%
PSD 409	51360	10	Y	N	P	A	ADULT CORRECTIONS OFFICER III	CO06	\$18,954.38	185.63	\$3,857.39	20.35%	5.375	\$ 893.57	4.71%	\$ 4,750.96	25.07%
PSD 409	51692	10	Y	N	P	A	ADULT CORRECTIONS OFFICER III	CO06	\$35,609.50	78.00	\$1,748.58	4.91%	40.7975	\$ 7,326.60	20.57%	\$ 9,075.18	25.49%
PSD 409	30795	10	Y	N	P	A	ADULT CORRECTIONS OFFICER III	CO06	\$44,591.49	432.38	\$9,527.67	21.37%	14.205	\$ 2,551.00	5.72%	\$ 12,078.67	27.09%
PSD 409	49926	10	Y	N	P	A	ADULT CORRECTIONS OFFICER III	CO06	\$20,456.28	28.00	\$441.72	2.16%	28.5	\$ 5,118.16	25.02%	\$ 5,559.88	27.18%
PSD 409	25521	10	Y	N	P	A	ADULT CORRECTIONS OFFICER III	CO06	\$46,976.48	574.76	\$12,626.33	26.88%	4.75	\$ 853.03	1.82%	\$ 13,479.36	28.69%
PSD 409	51690	10	Y	N	P	A	ADULT CORRECTIONS OFFICER III	CO06	\$45,483.58	544.77	\$11,362.94	24.98%	10.375	\$ 1,863.19	4.10%	\$ 13,226.13	29.08%
PSD 409	34272	10	Y	N	P	A	ADULT CORRECTIONS OFFICER III	CO06	\$37,815.03	501.89	\$11,056.15	29.24%			0.00%	\$ 11,056.15	29.24%
PSD 409	49919	10	Y	N	P	A	ADULT CORRECTIONS OFFICER III	CO06	\$38,021.26	240.50	\$5,084.23	13.37%	34.105	\$ 6,124.73	16.11%	\$ 11,208.96	29.48%
PSD 409	49918	10	Y	N	P	A	ADULT CORRECTIONS OFFICER III	CO06	\$40,335.93	475.75	\$10,481.50	25.99%	9.5	\$ 1,706.05	4.23%	\$ 12,187.55	30.22%
PSD 409	36246	10	Y	N	P	A	ADULT CORRECTIONS OFFICER III	CO06	\$45,464.13	626.01	\$13,060.37	28.73%	7.75	\$ 1,391.78	3.06%	\$ 14,452.15	31.79%
PSD 409	53087	10	Y	N	P	A	ADULT CORRECTIONS OFFICER III	CO06	\$34,479.16	470.00	\$10,244.76	29.71%	6.125	\$ 1,099.96	3.19%	\$ 11,344.72	32.90%
PSD 409	49933	10	Y	N	P	A	ADULT CORRECTIONS OFFICER III	CO06	\$42,995.66	645.00	\$14,576.61	33.90%			0.00%	\$ 14,576.61	33.90%
PSD 409	34500	10	Y	N	P	A	ADULT CORRECTIONS OFFICER III	CO06	\$42,967.18	705.75	\$14,669.50	34.14%	5.25	\$ 942.82	2.19%	\$ 15,612.32	36.34%
PSD 409	49920	10	Y	N	P	A	ADULT CORRECTIONS OFFICER III	CO06	\$43,345.79	303.88	\$6,733.77	15.54%	51.5	\$ 9,248.61	21.34%	\$ 15,982.38	36.87%
PSD 409	49924	10	Y	N	P	A	ADULT CORRECTIONS OFFICER III	CO06	\$5,599.50	99.00	\$2,116.38	37.80%			0.00%	\$ 2,116.38	37.80%
PSD 409	36245	10	Y	N	P	A	ADULT CORRECTIONS OFFICER III	CO06	\$47,350.45	403.26	\$8,780.76	18.54%	52.53375	\$ 9,434.25	19.92%	\$ 18,215.01	38.47%
PSD 409	51359	10	Y	N	P	A	ADULT CORRECTIONS OFFICER III	CO06	\$45,985.50	397.00	\$8,716.58	18.96%	50.625	\$ 9,091.47	19.77%	\$ 17,808.05	38.73%
PSD 409	28907	10	Y	N	P	A	ADULT CORRECTIONS OFFICER III	CO06	\$45,109.35	657.01	\$14,517.80	32.18%	17.285	\$ 3,104.12	6.88%	\$ 17,621.92	39.06%
PSD 409	34521	10	Y	N	P	A	ADULT CORRECTIONS OFFICER III	CO06	\$47,266.46	422.02	\$9,051.43	19.15%	62.84375	\$ 11,285.77	23.88%	\$ 20,337.20	43.03%
PSD 409	32581	10	Y	N	P	A	ADULT CORRECTIONS OFFICER III	CO06	\$28,700.99	322.25	\$7,081.76	24.67%	30.1875	\$ 5,421.21	18.89%	\$ 12,502.97	43.56%
PSD 409	37839	10	Y	N	P	A	ADULT CORRECTIONS OFFICER III	CO06	\$47,108.42	567.89	\$12,500.22	26.54%	46.78375	\$ 8,401.84	17.83%	\$ 20,901.86	44.37%
PSD 409	36243	10	Y	N	P	A	ADULT CORRECTIONS OFFICER III	CO06	\$45,624.02	605.38	\$13,345.18	29.25%	38.76625	\$ 6,961.82	15.26%	\$ 20,307.00	44.51%
PSD 409	37840	10	Y	N	P	A	ADULT CORRECTIONS OFFICER III	CO06	\$46,614.48	781.13	\$17,175.11	36.85%	21.28125	\$ 3,821.79	8.20%	\$ 20,996.90	45.04%
PSD 409	53083	10	Y	N	P	A	ADULT CORRECTIONS OFFICER III	CO06	\$47,254.32	850.38	\$18,688.74	39.55%	15.0625	\$ 2,704.99	5.72%	\$ 21,393.73	45.27%
PSD 409	49937	10	Y	N	P	A	ADULT CORRECTIONS OFFICER III	CO06	\$47,531.31	963.51	\$21,241.29	44.69%	2.3125	\$ 415.29	0.87%	\$ 21,656.58	45.56%
PSD 409	37832	10	Y	N	P	A	ADULT CORRECTIONS OFFICER III	CO06	\$21,306.12	437.00	\$9,610.66	45.11%	1.375	\$ 246.93	1.16%	\$ 9,857.59	46.27%
PSD 409	53085	10	Y	N	P	A	ADULT CORRECTIONS OFFICER III	CO06	\$27,770.58	604.00	\$13,233.12	47.65%			0.00%	\$ 13,233.12	47.65%
PSD 409	37837	10	Y	N	P	A	ADULT CORRECTIONS OFFICER III	CO06	\$47,305.46	972.75	\$21,514.74	45.48%	9	\$ 1,616.26	3.42%	\$ 23,131.00	48.90%
PSD 409	37845	10	Y	N	P	A	ADULT CORRECTIONS OFFICER III	CO06	\$47,252.89	727.13	\$15,991.04	33.84%	41.15625	\$ 7,391.03	15.64%	\$ 23,382.07	49.48%
PSD 409	53090	10	Y	N	P	A	ADULT CORRECTIONS OFFICER III	CO06	\$47,554.45	1200.00	\$26,478.60	55.68%	4	\$ 718.34	1.51%	\$ 27,196.94	57.19%
PSD 409	37842	10	Y	N	P	A	ADULT CORRECTIONS OFFICER III	CO06	\$36,076.96	926.39	\$20,383.43	56.50%	4.75	\$ 853.03	2.36%	\$ 21,236.46	58.86%
PSD 409	36240	10	Y	N	P	A	ADULT CORRECTIONS OFFICER III	CO06	\$47,390.31	1225.88	\$27,047.74	57.07%	6.8125	\$ 1,223.42	2.58%	\$ 28,271.16	59.66%
PSD 409	37846	10	Y	N	P	A	ADULT CORRECTIONS OFFICER III	CO06	\$33,476.36	808.00	\$16,594.03	49.57%	21.375	\$ 3,553.51	10.61%	\$ 20,147.54	60.18%
PSD 409	49928	10	Y	N	P	A	ADULT CORRECTIONS OFFICER III	CO06	\$46,639.04	835.76	\$18,475.54	39.61%	54.25	\$ 9,742.47	20.89%	\$ 28,218.01	60.50%
PSD 409	36239	10	Y	N	P	A	ADULT CORRECTIONS OFFICER III	CO06	\$47,261.45	763.38	\$16,782.04	35.51%	86.625	\$ 15,556.52	32.92%	\$ 32,338.56	68.42%
PSD 409	53086	10	Y	N	P	A	ADULT CORRECTIONS OFFICER III	CO06	\$47,340.32	877.00	\$19,422.97	41.03%	76.375	\$ 13,715.78	28.97%	\$ 33,138.75	70.00%

Department of Public Safety
Overtime Position List

Table 18

(Only for Positions the Sum of Overtime Paid and Value of Compensatory Time for which was at Least 10% of Base Pay)

PSD 409	49924	10	Y	N	P	A	ADULT CORRECTIONS OFFICER III	CO06	\$42,439.04	1265.13	\$27,897.33	65.74%	12.375	\$ 2,222.36	5.24%	\$ 30,119.69	70.97%
PSD 409	12825	10	Y	N	P	A	ADULT CORRECTIONS OFFICER III	CO06	\$23,936.33	1026.00	\$17,093.00	71.41%			0.00%	\$ 17,093.00	71.41%
PSD 409	37838	10	Y	N	P	A	ADULT CORRECTIONS OFFICER III	CO06	\$45,091.17	360.88	\$7,895.61	17.51%	36.1875	\$ 6,498.72	14.41%	\$ 14,394.33	31.92%
PSD 409	36244	10	Y	N	P	A	ADULT CORRECTIONS OFFICER III	CO06	\$52,601.14	3018.50	\$71,848.94	136.59%	0.25	\$ 48.73	0.09%	\$ 71,897.67	136.68%
PSD 409	37744	10	Y	N	P	A	ADULT CORRECTIONS OFFICER IV	CO08	\$52,853.11	16.00	\$388.64	0.74%	33.21875	\$ 6,732.16	12.74%	\$ 7,120.80	13.47%
PSD 409	37748	10	Y	N	P	A	ADULT CORRECTIONS OFFICER IV	CO08	\$46,582.67	175.13	\$4,432.47	9.52%	17.65625	\$ 3,578.24	7.68%	\$ 8,010.71	17.20%
PSD 409	31154	10	Y	N	P	A	ADULT CORRECTIONS OFFICER IV	CO08	\$62,869.36	446.00	\$12,600.71	20.04%	1	\$ 229.57	0.37%	\$ 12,830.28	20.41%
PSD 409	37747	10	Y	N	P	A	ADULT CORRECTIONS OFFICER IV	CO08	\$52,882.94	417.00	\$10,347.57	19.57%	18.0625	\$ 3,660.57	6.92%	\$ 14,008.14	26.49%
PSD 409	51367	10	Y	N	P	A	ADULT CORRECTIONS OFFICER IV	CO08	\$53,466.44	382.50	\$9,603.32	17.96%	28.1875	\$ 5,712.52	10.68%	\$ 15,315.84	28.65%
PSD 409	37746	10	Y	N	P	A	ADULT CORRECTIONS OFFICER IV	CO08	\$53,597.29	675.75	\$16,790.33	31.33%	5.5	\$ 1,114.64	2.08%	\$ 17,904.97	33.41%
PSD 409	53080	10	Y	N	P	A	ADULT CORRECTIONS OFFICER IV	CO08	\$52,452.35	527.50	\$13,122.39	25.02%	25	\$ 5,066.54	9.66%	\$ 18,188.93	34.68%
PSD 409	53078	10	Y	N	P	A	ADULT CORRECTIONS OFFICER IV	CO08	\$53,241.92	372.50	\$9,232.17	17.34%	45.875	\$ 9,297.10	17.46%	\$ 18,529.27	34.80%
PSD 409	51363	10	Y	N	P	A	ADULT CORRECTIONS OFFICER IV	CO08	\$50,476.30	319.13	\$8,074.74	16.00%	47.75	\$ 9,677.09	19.17%	\$ 17,751.83	35.17%
PSD 409	51366	10	Y	N	P	A	ADULT CORRECTIONS OFFICER IV	CO08	\$47,427.42	700.00	\$17,219.84	36.31%	1	\$ 202.66	0.43%	\$ 17,422.50	36.74%
PSD 409	51365	10	Y	N	P	A	ADULT CORRECTIONS OFFICER IV	CO08	\$53,456.35	674.00	\$16,746.12	31.33%	14.375	\$ 2,913.26	5.45%	\$ 19,659.38	36.78%
PSD 409	37745	10	Y	N	P	A	ADULT CORRECTIONS OFFICER IV	CO08	\$60,835.87	856.76	\$24,051.17	39.53%	1	\$ 229.57	0.38%	\$ 24,280.74	39.91%
PSD 409	35597	10	Y	N	P	A	ADULT CORRECTIONS OFFICER IV	CO08	\$52,678.13	826.75	\$20,595.99	39.10%	5.375	\$ 1,089.31	2.07%	\$ 21,685.30	41.17%
PSD 409	35599	10	Y	N	P	A	ADULT CORRECTIONS OFFICER IV	CO08	\$60,379.10	823.14	\$23,144.96	38.33%	29.6875	\$ 6,815.34	11.29%	\$ 29,960.30	49.62%
PSD 409	51361	10	Y	N	P	A	ADULT CORRECTIONS OFFICER IV	CO08	\$53,713.22	1079.75	\$26,667.07	49.65%	13.625	\$ 2,761.26	5.14%	\$ 29,428.33	54.79%
PSD 409	51362	10	Y	N	P	A	ADULT CORRECTIONS OFFICER IV	CO08	\$48,169.34	1113.25	\$27,599.09	57.30%	32	\$ 6,485.17	13.46%	\$ 34,084.26	70.76%
PSD 409	53092	10	Y	N	P	A	ADULT CORRECTIONS OFFICER RECRUIT	CO04	\$4,216.80	60.00	\$1,167.00	27.68%			0.00%	\$ 1,167.00	27.68%
PSD 409	37830	10	Y	N	P	A	ADULT CORRECTIONS OFFICER RECRUIT	CO04	\$38,481.62	581.13	\$11,797.41	30.66%	15.375	\$ 2,556.03	6.64%	\$ 14,353.44	37.30%
PSD 409	37704	20	Y	N	P	A	ADULT CORRECTIONS OFFICER V	CO09	\$65,379.85	79.25	\$2,455.98	3.76%	20	\$ 4,990.15	7.63%	\$ 7,446.13	11.39%
PSD 409	35598	20	Y	N	P	A	ADULT CORRECTIONS OFFICER V	CO09	\$64,793.24	91.75	\$2,802.70	4.33%	23.3125	\$ 5,816.65	8.98%	\$ 8,619.35	13.30%
PSD 409	08181	20	Y	N	P	A	ADULT CORRECTIONS OFFICER V	CO09	\$60,325.95	163.75	\$4,495.86	7.45%	21.5625	\$ 4,950.09	8.21%	\$ 9,445.95	15.66%
PSD 409	24565	20	Y	N	P	A	ADULT CORRECTIONS OFFICER V	CO09	\$53,314.58	259.75	\$6,510.71	12.21%	16.25	\$ 3,293.25	6.18%	\$ 9,803.96	18.39%
PSD 409	37703	20	Y	N	P	A	ADULT CORRECTIONS OFFICER V	CO09	\$54,226.10			0.00%	65.1725	\$ 16,261.04	29.99%	\$ 16,261.04	29.99%
PSD 409	02562	20	Y	N	P	A	ADULT CORRECTIONS OFFICER V	CO09	\$60,733.84	862.63	\$24,255.54	39.94%	25.1875	\$ 5,782.28	9.52%	\$ 30,037.82	49.46%
PSD 409	51676	63	Y	N	P	A	PERSONNEL CLERK III	SR09	\$12,543.26	105.39	\$1,353.21	10.79%			0.00%	\$ 1,353.21	10.79%
PSD 409	35405	63	Y	N	P	A	SECRETARY II	SR14	\$37,695.00	307.53	\$5,612.43	14.89%			0.00%	\$ 5,612.43	14.89%
PSD 409	37752	13	Y	N	P	A	SOCIAL WORKER IV	SR22	\$47,058.00	171.42	\$3,863.12	8.21%	4.90625	\$ 894.45	1.90%	\$ 4,757.57	10.11%
PSD 420	38428	01	Y	N	P	A	BAKER II	WS08	\$43,621.67	184.75	\$3,963.97	9.09%	20	\$ 3,516.41	8.06%	\$ 7,480.38	17.15%
PSD 420	48885	01	Y	N	P	A	COOK II	BC08	\$42,112.70	222.75	\$4,493.92	10.67%	1	\$ 187.20	0.44%	\$ 4,681.12	11.12%
PSD 420	41017	01	Y	N	P	A	COOK II	BC08	\$42,112.70	216.00	\$4,405.71	10.46%	2	\$ 332.80	0.79%	\$ 4,738.51	11.25%
PSD 420	37035	01	Y	N	P	A	COOK II	BC08	\$30,306.58	172.50	\$3,166.44	10.45%	3	\$ 416.00	1.37%	\$ 3,582.44	11.82%
PSD 420	25516	01	Y	N	P	A	COOK II	BC08	\$33,641.56	252.28	\$4,119.09	12.24%			0.00%	\$ 4,119.09	12.24%
PSD 420	46044	01	Y	N	P	A	COOK II	BC08	\$33,093.57	132.00	\$2,685.33	8.11%	10	\$ 1,721.20	5.20%	\$ 4,406.53	13.32%
PSD 420	34825	01	Y	N	P	A	COOK II	BC08	\$42,112.70	282.00	\$5,698.12	13.53%	0	\$ 41.60	0.10%	\$ 5,739.72	13.63%
PSD 420	27267	01	Y	N	P	A	COOK II	BC08	\$39,139.85	18.00	\$369.48	0.94%	32	\$ 5,350.80	13.67%	\$ 5,720.28	14.61%
PSD 420	40219	01	Y	N	P	A	COOK II	BC08	\$42,112.70	281.00	\$5,683.38	13.50%	4	\$ 665.60	1.58%	\$ 6,348.98	15.08%
PSD 420	38141	01	Y	N	P	A	COOK II	BC08	\$42,112.70	382.25	\$7,739.10	18.38%	0	\$ 31.20	0.07%	\$ 7,770.30	18.45%
PSD 420	32515	01	Y	N	P	A	COOK II	BC08	\$38,260.74	291.18	\$5,262.53	13.75%	12	\$ 1,976.00	5.16%	\$ 7,238.53	18.92%
PSD 420	27266	01	Y	N	P	A	COOK II	BC08	\$33,658.96	361.50	\$6,494.88	19.30%			0.00%	\$ 6,494.88	19.30%
PSD 420	25996	01	Y	N	P	A	COOK II	BC08	\$42,112.70	342.75	\$6,963.34	16.54%	7	\$ 1,175.20	2.79%	\$ 8,138.54	19.33%
PSD 420	49269	01	Y	N	P	A	COOK II	BC08	\$9,269.20	90.75	\$1,878.38	20.26%			0.00%	\$ 1,878.38	20.26%
PSD 420	36281	01	Y	N	P	A	COOK II	BC08	\$42,269.35	428.63	\$8,699.09	20.58%			0.00%	\$ 8,699.09	20.58%
PSD 420	37412	01	Y	N	P	A	COOK II	BC08	\$37,428.00	396.63	\$7,155.36	19.12%	9	\$ 1,445.60	3.86%	\$ 8,600.96	22.98%
PSD 420	48886	01	Y	N	P	A	COOK II	BC08	\$41,754.00	540.25	\$10,951.25	26.23%	1	\$ 166.40	0.40%	\$ 11,117.65	26.63%
PSD 420	38142	01	Y	N	P	A	COOK II	BC08	\$42,112.70	510.50	\$10,395.40	24.68%	11	\$ 1,830.40	4.35%	\$ 12,225.80	29.03%

Department of Public Safety
Overtime Position List

Table 18

(Only for Positions the Sum of Overtime Paid and Value of Compensatory Time for which was at Least 10% of Base Pay)

PSD 420	49857	01	Y	N	P	A	COOK II	BC08	\$42,269.35	683.25	\$13,882.67	32.84%	3	\$ 499.20	1.18%	\$ 14,381.87	34.02%
PSD 420	27266	01	Y	N	P	A	COOK II	BC08	\$37,428.00	855.00	\$15,408.83	41.17%			0.00%	\$ 15,408.83	41.17%
PSD 420	53369	01	Y	N	P	A	COOK II	BC08	\$42,112.70	992.00	\$20,122.60	47.78%	0	\$ 62.40	0.15%	\$ 20,185.00	47.93%
PSD 420	02427	01	Y	N	P	A	COOK III	WS08	\$45,188.28	265.50	\$5,743.93	12.71%			0.00%	\$ 5,743.93	12.71%
PSD 420	120716	01	Y	N	P	A	COOK III	WS08	\$44,503.09	250.50	\$5,289.07	11.88%	6	\$ 990.57	2.23%	\$ 6,279.64	14.11%
PSD 420	38250	01	Y	N	P	A	COOK III	WS08	\$27,198.88	157.75	\$3,219.71	11.84%	10	1721.2	6.33%	\$ 4,940.91	18.17%
PSD 420	02597	01	Y	N	P	A	COOK III	WS08	\$31,781.38	274.50	\$5,939.45	18.69%			0.00%	\$ 5,939.45	18.69%
PSD 420	51378	01	Y	N	P	A	COOK III	WS08	\$45,234.28	388.51	\$8,433.77	18.64%	3	\$ 556.50	1.23%	\$ 8,990.27	19.87%
PSD 420	25517	01	Y	N	P	A	COOK III	WS08	\$45,066.56	510.50	\$11,073.27	24.57%			0.00%	\$ 11,073.27	24.57%
PSD 420	39578	01	Y	N	P	A	COOK III	WS08	\$41,431.43	432.50	\$9,399.34	22.69%	32	\$ 5,707.24	13.78%	\$ 15,106.58	36.46%
PSD 420	38299	01	Y	N	P	A	COOK III	WS08	\$45,234.28	956.50	\$20,769.47	45.92%			0.00%	\$ 20,769.47	45.92%
PSD 420	39579	01	Y	N	P	A	COOK III	WS08	\$45,066.56	966.00	\$21,003.94	46.61%	0	\$ 44.52	0.10%	\$ 21,048.46	46.71%
PSD 420	25515	01	Y	N	P	A	COOK III	WS08	\$45,234.28	1187.00	\$25,795.48	57.03%	1	\$ 200.34	0.44%	\$ 25,995.82	57.47%
PSD 420	25995	02	Y	N	P	A	INSTITUTION FOOD SVCS MGR II	F108	\$47,671.50	202.53	\$4,644.33	9.74%	1	\$ 184.02	0.39%	\$ 4,828.35	10.13%
PSD 420	31786	02	Y	N	P	A	INSTITUTION FOOD SVCS MGR II	F108	\$47,499.00	237.75	\$5,457.69	11.49%			0.00%	\$ 5,457.69	11.49%
PSD 420	37416	02	Y	N	P	A	INSTITUTION FOOD SVCS MGR II	F108	\$17,508.13	108.00	\$2,484.00	14.19%			0.00%	\$ 2,484.00	14.19%
PSD 420	38786	02	Y	N	P	A	INSTITUTION FOOD SVCS MGR II	F108	\$45,066.56	545.25	\$11,841.21	26.27%			0.00%	\$ 11,841.21	26.27%
PSD 420	02575	02	Y	N	P	A	INSTITUTION FOOD SVCS MGR IV	F308	\$54,092.50	627.00	\$15,737.70	29.09%			0.00%	\$ 15,737.70	29.09%
PSD 420	44028	01	Y	N	P	A	KITCHEN HELPER	BC02	\$33,641.56	230.62	\$3,736.81	11.11%	0	\$ 49.86	0.15%	\$ 3,786.67	11.26%
PSD 420	42166	01	Y	N	P	A	KITCHEN HELPER	BC02	\$33,766.28	286.50	\$4,655.72	13.79%			0.00%	\$ 4,655.72	13.79%
PSD 420	51372	01	Y	N	P	A	KITCHEN HELPER	BC02	\$31,624.70	270.38	\$4,382.15	13.86%			0.00%	\$ 4,382.15	13.86%
PSD 420	47302	01	Y	N	P	A	KITCHEN HELPER	BC02	\$33,641.56	379.13	\$6,112.84	18.17%			0.00%	\$ 6,112.84	18.17%
PSD 420	47301	01	Y	N	P	A	KITCHEN HELPER	BC02	\$33,641.56	411.50	\$6,653.06	19.78%	2	\$ 282.54	0.84%	\$ 6,935.60	20.62%
PSD 420	42173	01	Y	N	P	A	KITCHEN HELPER	BC02	\$33,780.00	520.50	\$8,445.73	25.00%			0.00%	\$ 8,445.73	25.00%
PSD 420	44025	01	Y	N	P	A	KITCHEN HELPER	BC02	\$33,766.28	867.00	\$14,062.76	41.65%			0.00%	\$ 14,062.76	41.65%
PSD 421	120316	23	Y	N	P	A	CLINICAL PSYCHOLOGIST VIII	SR30	\$72,723.40	41.26	\$1,392.94	1.92%	21	\$ 6,285.50	8.64%	\$ 7,678.44	10.56%
PSD 421	38313	13	Y	Y	P	A	CORRECTIONS PHYSICIAN I	SRNA	\$75,801.65	372.50	\$26,719.00	35.25%			0.00%	\$ 26,719.00	35.25%
PSD 421	119344	23	Y	N	P	A	CORRECTIONS RECR SPCLT IV	SR22	\$26,638.12			0.00%	21	\$ 4,059.61	15.24%	\$ 4,059.61	15.24%
PSD 421	118607	13	Y	N	P	A	HUMAN SERVICES PROFESSIONAL IV	SR22	\$47,695.47	193.91	\$4,264.52	8.94%	26	\$ 5,381.30	11.28%	\$ 9,645.82	20.22%
PSD 421	37652	13	Y	N	P	A	HUMAN SERVICES PROFESSIONAL IV	SR22	\$58,068.01	444.96	\$12,154.89	20.93%			0.00%	\$ 12,154.89	20.93%
PSD 421	118436	13	Y	N	P	A	HUMAN SERVICES PROFESSIONAL IV	SR22	\$53,802.76	476.65	\$11,923.83	22.16%			0.00%	\$ 11,923.83	22.16%
PSD 421	112466	13	Y	N	P	A	HUMAN SERVICES PROFESSIONAL V	SR24	\$67,681.13	418.93	\$13,291.88	19.64%			0.00%	\$ 13,291.88	19.64%
PSD 421	119465	13	Y	N	P	A	HUMAN SERVICES PROFESSIONAL V	SR24	\$53,730.36	468.00	\$13,648.26	25.40%			0.00%	\$ 13,648.26	25.40%
PSD 421	53387	10	Y	N	P	A	LICENSED PRACTICAL NURSE II	HE08	\$25,914.51	152.00	\$3,232.54	12.47%			0.00%	\$ 3,232.54	12.47%
PSD 421	35686	10	Y	N	P	A	LICENSED PRACTICAL NURSE II	HE08	\$48,233.49	246.00	\$6,082.26	12.61%			0.00%	\$ 6,082.26	12.61%
PSD 421	38038	10	Y	N	P	A	LICENSED PRACTICAL NURSE II	HE08	\$40,279.78	229.27	\$4,386.76	10.89%	11.25	\$ 1,723.85	4.28%	\$ 6,110.61	15.17%
PSD 421	15550	10	Y	N	P	A	LICENSED PRACTICAL NURSE II	HE08	\$40,376.17	379.50	\$7,172.90	17.77%			0.00%	\$ 7,172.90	17.77%
PSD 421	26776	10	Y	N	P	A	LICENSED PRACTICAL NURSE II	HE08	\$40,754.01	1165.50	\$21,912.01	53.77%			0.00%	\$ 21,912.01	53.77%
PSD 421	47527	03	Y	N	P	A	MEDICAL RECORD TECHNICIAN V	SR11	\$19,228.76	133.13	\$1,922.40	10.00%			0.00%	\$ 1,922.40	10.00%
PSD 421	119482	93	Y	Y	P	A	MENTAL HEALTH REGISTERED NURSE SUPERVISOR	SRNA	\$85,036.03	794.00	\$31,150.74	36.63%	6	\$ 2,009.89	2.36%	\$ 33,160.63	39.00%
PSD 421	113117	10	Y	N	P	A	PARA MEDICAL ASSISTANT II	HE04	\$37,735.90	172.75	\$3,003.28	7.96%	7	\$ 1,004.77	2.66%	\$ 4,008.05	10.62%
PSD 421	15548	10	Y	N	P	A	PARA MEDICAL ASSISTANT II	HE04	\$35,434.57	582.00	\$9,588.68	27.06%			0.00%	\$ 9,588.68	27.06%
PSD 421	53388	10	Y	N	P	A	PARA MEDICAL ASSISTANT II	HE04	\$35,447.32	616.50	\$10,170.48	28.69%			0.00%	\$ 10,170.48	28.69%
PSD 421	48899	09	Y	N	P	A	REGISTERED NURSE III	SR20	\$89,230.70	96.00	\$3,859.20	4.32%	16	\$ 5,145.60	5.77%	\$ 9,004.80	10.09%
PSD 421	08314	09	Y	N	P	A	REGISTERED NURSE III	SR20	\$94,559.82	241.25	\$10,348.36	10.94%			0.00%	\$ 10,348.36	10.94%
PSD 421	119246	09	Y	N	P	A	REGISTERED NURSE III	SR20	\$91,005.65	261.00	\$10,449.30	11.48%			0.00%	\$ 10,449.30	11.48%
PSD 421	46046	09	Y	N	P	A	REGISTERED NURSE III	SR20	\$95,948.12	81.75	\$3,614.20	3.77%	23	\$ 8,420.97	8.78%	\$ 12,035.17	12.54%
PSD 421	46554	09	Y	N	P	A	REGISTERED NURSE III	SR20	\$83,792.98	0.75	\$30.15	0.04%	35	\$ 11,256.00	13.43%	\$ 11,286.15	13.47%
PSD 421	41407	09	Y	N	P	A	REGISTERED NURSE III	SR20	\$94,624.70	12.75	\$565.72	0.60%	35.25	\$ 12,511.04	13.22%	\$ 13,076.76	13.82%

Department of Public Safety
Overtime Position List

Table 18

(Only for Positions the Sum of Overtime Paid and Value of Compensatory Time for which was at Least 10% of Base Pay)

PSD 421	53351	09	Y	N	P	A	REGISTERED NURSE III	SR20	\$89,628.30	274.88	\$11,050.18	12.33%	5	\$ 1,672.38	1.87%	\$ 12,722.56	14.19%
PSD 421	46047	09	Y	N	P	A	REGISTERED NURSE III	SR20	\$85,794.50			0.00%	43	\$ 13,828.80	16.12%	\$ 13,828.80	16.12%
PSD 421	49916	09	Y	N	P	A	REGISTERED NURSE III	SR20	\$90,323.31	314.75	\$12,588.60	13.94%	15.5	\$ 4,984.80	5.52%	\$ 17,573.40	19.46%
PSD 421	51398	09	Y	N	P	A	REGISTERED NURSE III	SR20	\$93,428.41	395.13	\$17,028.87	18.23%	5	\$ 1,935.74	2.07%	\$ 18,964.61	20.30%
PSD 421	49914	09	Y	N	P	A	REGISTERED NURSE III	SR20	\$92,036.55	468.50	\$19,627.59	21.33%			0.00%	\$ 19,627.59	21.33%
PSD 421	45705	09	Y	N	P	A	REGISTERED NURSE III	SR20	\$46,169.01	237.75	\$9,953.34	21.56%			0.00%	\$ 9,953.34	21.56%
PSD 421	45704	09	Y	N	P	A	REGISTERED NURSE III	SR20	\$89,318.30	481.25	\$19,724.74	22.08%			0.00%	\$ 19,724.74	22.08%
PSD 421	32205	09	Y	N	P	A	REGISTERED NURSE III	SR20	\$3,206.73	22.00	\$727.10	22.67%			0.00%	\$ 727.10	22.67%
PSD 421	49915	09	Y	N	P	A	REGISTERED NURSE III	SR20	\$81,549.25	479.50	\$19,254.18	23.61%			0.00%	\$ 19,254.18	23.61%
PSD 421	53386	09	Y	N	P	A	REGISTERED NURSE III	SR20	\$91,591.30	554.00	\$23,400.96	25.55%			0.00%	\$ 23,400.96	25.55%
PSD 421	53383	09	Y	N	P	A	REGISTERED NURSE III	SR20	\$92,107.54	562.50	\$23,614.75	25.64%			0.00%	\$ 23,614.75	25.64%
PSD 421	46970	09	Y	N	P	A	REGISTERED NURSE III	SR20	\$89,678.84	641.28	\$25,814.66	28.79%	8	\$ 2,742.65	3.06%	\$ 28,557.31	31.84%
PSD 421	46941	09	Y	N	P	A	REGISTERED NURSE III	SR20	\$52,858.20	433.00	\$17,504.72	33.12%	1.5	\$ 527.12	1.00%	\$ 18,031.84	34.11%
PSD 421	44030	09	Y	N	P	A	REGISTERED NURSE III	SR20	\$55,196.83	451.00	\$18,950.64	34.33%			0.00%	\$ 18,950.64	34.33%
PSD 421	36282	09	Y	N	P	A	REGISTERED NURSE III	SR20	\$87,057.18	993.25	\$39,826.39	45.75%			0.00%	\$ 39,826.39	45.75%
PSD 421	36233	09	Y	N	P	A	REGISTERED NURSE III	SR20	\$43,365.00	665.50	\$23,784.99	54.85%			0.00%	\$ 23,784.99	54.85%
PSD 421	46048	09	Y	N	P	A	REGISTERED NURSE III	SR20	\$92,482.96	1029.18	\$43,179.68	46.69%	27	\$ 9,554.11	10.33%	\$ 52,733.79	57.02%
PSD 421	48594	09	Y	N	P	A	REGISTERED NURSE IV	SR22	\$97,463.00	360.75	\$16,332.27	16.76%			0.00%	\$ 16,332.27	16.76%
PSD 421	49887	09	Y	N	P	A	REGISTERED NURSE IV	SR22	\$97,885.31	10.50	\$477.12	0.49%	45	\$ 17,059.33	17.43%	\$ 17,536.45	17.92%
PSD 421	48747	63	Y	N	P	A	SECRETARY I	SR12	\$37,831.50	318.78	\$5,783.09	15.29%			0.00%	\$ 5,783.09	15.29%
PSD 421	39657	13	Y	N	P	A	SOCIAL WORKER IV	SR22	\$58,480.26	1109.22	\$30,182.97	51.61%			0.00%	\$ 30,182.97	51.61%
PSD422	109315	23	Y	N	T	W	CI SPECIALIST II	SRNA	\$37,487.00	253.53	\$4,550.22	12.14%			0.00%	\$ 4,550.22	12.14%
PSD502	24686	23	Y	N	P	A	INVESTIGATOR VI	SR26	\$69,993.05	191.25	\$5,696.62	8.14%	37.75125	\$ 10,191.10	14.56%	\$ 15,887.72	22.70%
PSD503	100604	63	Y	Y	P	A	DEPUTY SHERIFF (EXEC)	SRNA	\$44,018.00	937.75	\$19,252.02	43.74%			0.00%	\$ 19,252.02	43.74%
PSD503	21666	03	Y	N	P	A	DEPUTY SHERIFF I	SR16	\$44,090.00	439.25	\$9,275.90	21.04%			0.00%	\$ 9,275.90	21.04%
PSD503	43469	03	Y	N	P	A	DEPUTY SHERIFF II	SR18	\$17,804.16	109.50	\$1,846.22	10.37%			0.00%	\$ 1,846.22	10.37%
PSD503	42397	03	Y	N	P	A	DEPUTY SHERIFF II	SR18	\$49,575.00	228.76	\$5,464.84	11.02%			0.00%	\$ 5,464.84	11.02%
PSD503	11878	03	Y	N	P	A	DEPUTY SHERIFF II	SR18	\$36,496.00	282.25	\$5,036.19	13.80%	0.9375	\$ 131.67	0.36%	\$ 5,167.86	14.16%
PSD503	45658	03	Y	N	P	A	DEPUTY SHERIFF II	SR18	\$44,090.00	316.88	\$6,688.43	15.17%			0.00%	\$ 6,688.43	15.17%
PSD503	21665	03	Y	N	P	A	DEPUTY SHERIFF II	SR18	\$44,090.00	360.38	\$7,569.00	17.17%			0.00%	\$ 7,569.00	17.17%
PSD503	39835	03	Y	N	P	A	DEPUTY SHERIFF II	SR18	\$63,212.31	322.03	\$8,232.05	13.02%	13.75	\$ 2,746.62	4.35%	\$ 10,978.67	17.37%
PSD503	01326	03	Y	N	P	A	DEPUTY SHERIFF II	SR18	\$51,748.50	367.91	\$9,103.81	17.59%			0.00%	\$ 9,103.81	17.59%
PSD503	01336	03	Y	N	P	A	DEPUTY SHERIFF II	SR18	\$51,748.50	362.25	\$8,996.45	17.38%	0.625	\$ 124.85	0.24%	\$ 9,121.30	17.63%
PSD503	27627	03	Y	N	P	A	DEPUTY SHERIFF II	SR18	\$47,874.00	465.77	\$10,636.44	22.22%			0.00%	\$ 10,636.44	22.22%
PSD503	22504	03	Y	N	P	A	DEPUTY SHERIFF II	SR18	\$45,844.00	491.51	\$10,849.06	23.67%	1.6875	\$ 299.70	0.65%	\$ 11,148.76	24.32%
PSD503	27626	03	Y	N	P	A	DEPUTY SHERIFF II	SR18	\$49,575.00	529.75	\$12,667.45	25.55%			0.00%	\$ 12,667.45	25.55%
PSD503	26008	03	Y	N	P	A	DEPUTY SHERIFF II	SR18	\$45,844.00	547.75	\$12,116.70	26.43%			0.00%	\$ 12,116.70	26.43%
PSD503	18096	03	Y	N	P	A	DEPUTY SHERIFF II	SR18	\$47,874.00	622.00	\$14,255.52	29.78%	0.625	\$ 115.50	0.24%	\$ 14,371.02	30.02%
PSD503	22503	03	Y	N	P	A	DEPUTY SHERIFF II	SR18	\$45,844.00	728.88	\$16,089.35	35.10%			0.00%	\$ 16,089.35	35.10%
PSD503	39836	03	Y	N	P	A	DEPUTY SHERIFF II	SR18	\$45,844.00	742.00	\$16,359.57	35.69%	0.75	\$ 133.20	0.29%	\$ 16,492.77	35.98%
PSD503	18099	03	Y	N	P	A	DEPUTY SHERIFF II	SR18	\$51,748.50	821.50	\$20,437.77	39.49%			0.00%	\$ 20,437.77	39.49%
PSD503	21664	03	Y	N	P	A	DEPUTY SHERIFF II	SR18	\$51,748.50	1026.65	\$25,501.57	49.28%			0.00%	\$ 25,501.57	49.28%
PSD503	18097	03	Y	N	P	A	DEPUTY SHERIFF II	SR18	\$53,817.50	1082.88	\$28,013.17	52.05%	1	\$ 207.74	0.39%	\$ 28,220.91	52.44%
PSD503	26007	03	Y	N	P	A	DEPUTY SHERIFF II	SR18	\$45,844.00	1178.39	\$26,066.35	56.86%	0.125	\$ 22.20	0.05%	\$ 26,088.55	56.91%
PSD503	15130	03	Y	N	P	A	DEPUTY SHERIFF II	SR18	\$58,228.50	1269.00	\$35,442.56	60.87%			0.00%	\$ 35,442.56	60.87%
PSD503	45659	03	Y	N	P	A	DEPUTY SHERIFF II	SR18	\$47,700.00	1340.39	\$30,839.75	64.65%			0.00%	\$ 30,839.75	64.65%
PSD503	25904	03	Y	N	P	A	DEPUTY SHERIFF III	SR20	\$58,228.50	312.38	\$8,719.03	14.97%			0.00%	\$ 8,719.03	14.97%
PSD503	15131	03	Y	N	P	A	DEPUTY SHERIFF III	SR20	\$55,969.50	372.75	\$10,005.58	17.88%			0.00%	\$ 10,005.58	17.88%
PSD503	15133	03	Y	N	P	A	DEPUTY SHERIFF III	SR20	\$53,817.50	370.04	\$9,554.70	17.75%	1.5	\$ 311.61	0.58%	\$ 9,866.31	18.33%

Department of Public Safety
Overtime Position List

Table 18

(Only for Positions the Sum of Overtime Paid and Value of Compensatory Time for which was at Least 10% of Base Pay)

PSD503	15134	03	Y	N	P	A	DEPUTY SHERIFF III	SR20	\$58,228.50	473.40	\$13,254.20	22.76%	0.25	\$ 56.19	0.10%	\$ 13,310.39	22.86%
PSD503	43380	03	Y	N	P	A	CLERK DISPATCHER I	SR09	\$27,557.00	604.50	\$7,984.28	28.97%			0.00%	\$ 7,984.28	28.97%
PSD503	43372	03	Y	N	P	A	CLERK DISPATCHER II	SR12	\$42,530.00	1066.50	\$21,760.55	51.17%			0.00%	\$ 21,760.55	51.17%
PSD503	121335	03	Y	N	T	A	DEPUTY SHERIFF I	SR16	\$23,920.13	183.78	\$3,098.55	12.95%			0.00%	\$ 3,098.55	12.95%
PSD503	117573	03	Y	N	P	A	DEPUTY SHERIFF I	SR16	\$8,090.55	64.15	\$1,203.60	14.88%			0.00%	\$ 1,203.60	14.88%
PSD503	111163	03	Y	N	T	U	DEPUTY SHERIFF II	SR18	\$3,248.50	18.00	\$328.51	10.11%			0.00%	\$ 328.51	10.11%
PSD503	112698	03	Y	N	P	U	DEPUTY SHERIFF II	SR18	\$51,120.21	188.50	\$5,049.79	9.88%	1	\$ 229.55	0.45%	\$ 5,279.34	10.33%
PSD503	112640	03	Y	N	P	U	DEPUTY SHERIFF II	SR18	\$36,990.00	210.75	\$3,848.82	10.41%			0.00%	\$ 3,848.82	10.41%
PSD503	39595	03	Y	N	P	A	DEPUTY SHERIFF II	SR18	\$39,031.50	183.29	\$3,470.11	8.89%	4.0625	\$ 616.88	1.58%	\$ 4,086.99	10.47%
PSD503	120388	03	Y	N	P	A	DEPUTY SHERIFF II	SR18	\$36,496.00	216.75	\$3,826.37	10.48%			0.00%	\$ 3,826.37	10.48%
PSD503	117570	03	Y	N	P	A	DEPUTY SHERIFF II	SR18	\$45,844.00	219.42	\$4,862.86	10.61%			0.00%	\$ 4,862.86	10.61%
PSD503	112634	03	Y	N	P	U	DEPUTY SHERIFF II	SR18	\$45,660.76	222.75	\$4,899.79	10.73%			0.00%	\$ 4,899.79	10.73%
PSD503	120385	03	Y	N	P	A	DEPUTY SHERIFF II	SR18	\$39,196.00	222.75	\$4,227.85	10.79%			0.00%	\$ 4,227.85	10.79%
PSD503	117577	03	Y	N	P	A	DEPUTY SHERIFF II	SR18	\$36,496.00	229.50	\$4,055.58	11.11%			0.00%	\$ 4,055.58	11.11%
PSD503	45564	03	Y	N	P	A	DEPUTY SHERIFF II	SR18	\$39,001.33	212.25	\$4,531.54	11.62%			0.00%	\$ 4,531.54	11.62%
PSD503	43426	03	Y	N	P	A	DEPUTY SHERIFF II	SR18	\$51,748.50	244.50	\$6,049.02	11.69%			0.00%	\$ 6,049.02	11.69%
PSD503	116475	03	Y	N	P	A	DEPUTY SHERIFF II	SR18	\$44,090.00	244.95	\$5,199.51	11.79%			0.00%	\$ 5,199.51	11.79%
PSD503	118788	03	Y	N	P	A	DEPUTY SHERIFF II	SR18	\$40,746.00	248.68	\$4,874.11	11.96%			0.00%	\$ 4,874.11	11.96%
PSD503	43458	03	Y	N	P	A	DEPUTY SHERIFF II	SR18	\$36,496.00	249.38	\$4,379.11	12.00%			0.00%	\$ 4,379.11	12.00%
PSD503	43464	03	Y	N	P	A	DEPUTY SHERIFF II	SR18	\$43,877.71	72.63	\$1,538.72	3.51%	22.5	\$ 3,843.35	8.76%	\$ 5,382.07	12.27%
PSD503	43424	03	Y	N	P	A	DEPUTY SHERIFF II	SR18	\$26,837.97	151.51	\$3,363.53	12.53%			0.00%	\$ 3,363.53	12.53%
PSD503	45562	03	Y	N	P	A	DEPUTY SHERIFF II	SR18	\$45,239.13	258.89	\$5,738.44	12.68%			0.00%	\$ 5,738.44	12.68%
PSD503	112688	03	Y	N	P	U	DEPUTY SHERIFF II	SR18	\$49,606.96	39.00	\$935.26	1.89%	28	\$ 5,407.54	10.90%	\$ 6,342.80	12.79%
PSD503	117586	03	Y	N	P	A	DEPUTY SHERIFF II	SR18	\$44,090.00	269.41	\$5,713.01	12.96%			0.00%	\$ 5,713.01	12.96%
PSD503	43465	03	Y	N	P	A	DEPUTY SHERIFF II	SR18	\$39,196.00	270.75	\$5,081.35	12.96%			0.00%	\$ 5,081.35	12.96%
PSD503	111173	03	Y	N	P	U	DEPUTY SHERIFF II	SR18	\$55,969.50	290.75	\$7,799.36	13.94%			0.00%	\$ 7,799.36	13.94%
PSD503	112631	03	Y	N	P	U	DEPUTY SHERIFF II	SR18	\$60,468.98	281.00	\$8,155.70	13.49%	1	\$ 277.44	0.46%	\$ 8,433.14	13.95%
PSD503	111170	03	Y	N	P	U	DEPUTY SHERIFF II	SR18	\$51,748.50	295.00	\$7,307.14	14.12%			0.00%	\$ 7,307.14	14.12%
PSD503	112647	03	Y	N	P	U	DEPUTY SHERIFF II	SR18	\$53,623.00	296.38	\$7,685.77	14.33%			0.00%	\$ 7,685.77	14.33%
PSD503	43474	03	Y	N	P	A	DEPUTY SHERIFF II	SR18	\$60,912.43	346.00	\$8,973.88	14.73%			0.00%	\$ 8,973.88	14.73%
PSD503	111179	03	Y	N	P	U	DEPUTY SHERIFF II	SR18	\$44,090.00	311.25	\$6,636.49	15.05%			0.00%	\$ 6,636.49	15.05%
PSD503	51736	03	Y	N	P	A	DEPUTY SHERIFF II	SR18	\$36,496.00	311.28	\$5,500.14	15.07%			0.00%	\$ 5,500.14	15.07%
PSD503	45665	03	Y	N	P	A	DEPUTY SHERIFF II	SR18	\$33,853.35	142.50	\$3,163.50	9.34%	12	\$ 2,131.20	6.30%	\$ 5,294.70	15.64%
PSD503	120377	03	Y	N	P	A	DEPUTY SHERIFF II	SR18	\$51,561.00	329.25	\$8,182.97	15.87%			0.00%	\$ 8,182.97	15.87%
PSD503	01335	03	Y	N	P	A	DEPUTY SHERIFF II	SR18	\$44,090.00	346.25	\$7,377.51	16.73%	0.0625	\$ 10.68	0.02%	\$ 7,388.19	16.76%
PSD503	112690	03	Y	N	P	U	DEPUTY SHERIFF II	SR18	\$45,844.00	334.00	\$7,386.76	16.11%	2	\$ 399.60	0.87%	\$ 7,786.36	16.98%
PSD503	43451	03	Y	N	P	A	DEPUTY SHERIFF II	SR18	\$39,196.00	358.26	\$6,749.44	17.22%			0.00%	\$ 6,749.44	17.22%
PSD503	43410	03	Y	N	P	A	DEPUTY SHERIFF II	SR18	\$40,670.76	354.43	\$7,017.20	17.25%			0.00%	\$ 7,017.20	17.25%
PSD503	118958	03	Y	N	P	A	DEPUTY SHERIFF II	SR18	\$36,496.00	358.75	\$6,299.65	17.26%			0.00%	\$ 6,299.65	17.26%
PSD503	43469	03	Y	N	P	A	DEPUTY SHERIFF II	SR18	\$12,004.32	127.50	\$2,149.67	17.91%			0.00%	\$ 2,149.67	17.91%
PSD503	43422	03	Y	N	P	A	DEPUTY SHERIFF II	SR18	\$49,575.00	372.25	\$8,926.16	18.01%			0.00%	\$ 8,926.16	18.01%
PSD503	118951	03	Y	N	P	A	DEPUTY SHERIFF II	SR18	\$40,746.00	376.00	\$7,365.50	18.08%			0.00%	\$ 7,365.50	18.08%
PSD503	112699	03	Y	N	P	U	DEPUTY SHERIFF II	SR18	\$55,969.50	396.89	\$10,702.87	19.12%			0.00%	\$ 10,702.87	19.12%
PSD503	43438	03	Y	N	P	A	DEPUTY SHERIFF II	SR18	\$40,746.00	375.38	\$7,382.09	18.12%	3.375	\$ 532.73	1.31%	\$ 7,914.82	19.42%
PSD503	43483	03	Y	N	P	A	DEPUTY SHERIFF II	SR18	\$53,817.50	406.67	\$10,504.62	19.52%			0.00%	\$ 10,504.62	19.52%
PSD503	112642	03	Y	N	P	U	DEPUTY SHERIFF II	SR18	\$49,753.50	410.13	\$9,797.46	19.69%			0.00%	\$ 9,797.46	19.69%
PSD503	112695	03	Y	N	P	U	DEPUTY SHERIFF II	SR18	\$53,817.50	404.50	\$10,398.39	19.32%	2	337.58	0.63%	\$ 10,735.97	19.95%
PSD503	43431	03	Y	N	P	A	DEPUTY SHERIFF II	SR18	\$47,574.30	440.25	\$10,052.34	21.13%			0.00%	\$ 10,052.34	21.13%
PSD503	43479	03	Y	N	P	A	DEPUTY SHERIFF II	SR18	\$40,746.00	440.69	\$8,666.12	21.27%			0.00%	\$ 8,666.12	21.27%

Overtime Position List

(Only for Positions the Sum of Overtime Paid and Value of Compensatory Time for which was at Least 10% of Base Pay)

PSD503	112700	03	Y	N	P	U	DEPUTY SHERIFF II	SR18	\$51,561.00	448.13	\$11,182.61	21.69%			0.00%	\$ 11,182.61	21.69%
PSD503	112697	03	Y	N	P	U	DEPUTY SHERIFF II	SR18	\$39,196.00	449.00	\$8,517.69	21.73%			0.00%	\$ 8,517.69	21.73%
PSD503	43448	03	Y	N	P	A	DEPUTY SHERIFF II	SR18	\$39,196.00	162.88	\$3,084.75	7.87%	36	\$ 5,466.46	13.95%	\$ 8,551.21	21.82%
PSD503	112644	03	Y	N	P	U	DEPUTY SHERIFF II	SR18	\$44,090.00	454.75	\$9,662.87	21.92%	0	\$ 42.70	0.10%	\$ 9,705.57	22.01%
PSD503	111182	03	Y	N	P	U	DEPUTY SHERIFF II	SR18	\$44,090.00	425.38	\$9,021.48	20.46%	4	\$ 736.64	1.67%	\$ 9,758.12	22.13%
PSD503	112691	03	Y	N	P	U	DEPUTY SHERIFF II	SR18	\$45,844.00	474.88	\$10,494.53	22.89%			0.00%	\$ 10,494.53	22.89%
PSD503	43433	03	Y	N	P	A	DEPUTY SHERIFF II	SR18	\$44,090.00	472.50	\$9,984.55	22.65%	1	\$ 170.82	0.39%	\$ 10,155.37	23.03%
PSD503	118969	03	Y	N	P	A	DEPUTY SHERIFF II	SR18	\$42,376.00	477.63	\$9,734.62	22.97%	0.5	\$ 82.08	0.19%	\$ 9,816.70	23.17%
PSD503	111166	03	Y	N	P	U	DEPUTY SHERIFF II	SR18	\$14,804.00	13.25	\$282.89	1.91%	19	\$ 3,242.29	21.90%	\$ 3,525.18	23.81%
PSD503	118953	03	Y	N	P	A	DEPUTY SHERIFF II	SR18	\$40,746.00	490.40	\$9,681.09	23.76%	0.75	\$ 118.38	0.29%	\$ 9,799.47	24.05%
PSD503	43453	03	Y	N	P	A	DEPUTY SHERIFF II	SR18	\$49,753.50	503.00	\$12,034.76	24.19%			0.00%	\$ 12,034.76	24.19%
PSD503	120376	03	Y	N	P	A	DEPUTY SHERIFF II	SR18	\$45,844.00	511.50	\$11,301.76	24.65%	1	\$ 177.60	0.39%	\$ 11,479.36	25.04%
PSD503	120380	03	Y	N	P	A	DEPUTY SHERIFF II	SR18	\$39,196.00	523.92	\$9,901.03	25.26%			0.00%	\$ 9,901.03	25.26%
PSD503	118962	03	Y	N	P	A	DEPUTY SHERIFF II	SR18	\$55,969.50	532.40	\$14,322.70	25.59%			0.00%	\$ 14,322.70	25.59%
PSD503	112635	03	Y	N	P	U	DEPUTY SHERIFF II	SR18	\$38,442.36	525.25	\$9,928.79	25.83%			0.00%	\$ 9,928.79	25.83%
PSD503	120379	03	Y	N	P	A	DEPUTY SHERIFF II	SR18	\$47,700.00	522.38	\$12,025.83	25.21%	2	\$ 369.60	0.77%	\$ 12,395.43	25.99%
PSD503	117578	03	Y	N	P	A	DEPUTY SHERIFF II	SR18	\$45,844.00	564.25	\$12,463.88	27.19%			0.00%	\$ 12,463.88	27.19%
PSD503	118950	03	Y	N	P	A	DEPUTY SHERIFF II	SR18	\$47,700.00	584.50	\$13,405.26	28.10%			0.00%	\$ 13,405.26	28.10%
PSD503	43432	03	Y	N	P	A	DEPUTY SHERIFF II	SR18	\$49,753.50	429.13	\$10,224.96	20.55%	19.875	\$ 3,816.92	7.67%	\$ 14,041.88	28.22%
PSD503	02714	03	Y	N	P	A	DEPUTY SHERIFF II	SR18	\$45,844.00	612.50	\$13,465.75	29.37%			0.00%	\$ 13,465.75	29.37%
PSD503	112645	03	Y	N	P	U	DEPUTY SHERIFF II	SR18	\$43,259.14	493.50	\$10,860.72	25.11%	11	\$ 1,884.34	4.36%	\$ 12,745.06	29.46%
PSD503	112639	03	Y	N	P	U	DEPUTY SHERIFF II	SR18	\$42,376.00	577.75	\$11,805.66	27.86%	11	\$ 1,723.78	4.07%	\$ 13,529.44	31.93%
PSD503	45567	03	Y	N	P	A	DEPUTY SHERIFF II	SR18	\$43,812.98	618.50	\$13,090.47	29.88%	6	\$ 1,024.89	2.34%	\$ 14,115.36	32.22%
PSD503	43445	03	Y	N	P	A	DEPUTY SHERIFF II	SR18	\$55,618.91	648.00	\$17,401.89	31.29%	4.625	\$ 999.21	1.80%	\$ 18,401.10	33.08%
PSD503	117579	03	Y	N	P	A	DEPUTY SHERIFF II	SR18	\$42,376.00	694.39	\$14,153.90	33.40%			0.00%	\$ 14,153.90	33.40%
PSD503	111174	03	Y	N	P	U	DEPUTY SHERIFF II	SR18	\$53,817.50	769.75	\$19,842.45	36.87%			0.00%	\$ 19,842.45	36.87%
PSD503	111172	03	Y	N	P	U	DEPUTY SHERIFF II	SR18	\$28,108.41	395.63	\$8,379.39	29.81%	13	\$ 2,220.60	7.90%	\$ 10,599.99	37.71%
PSD503	43429	03	Y	N	P	A	DEPUTY SHERIFF II	SR18	\$44,090.00	658.50	\$13,989.26	31.73%	17.125	\$ 2,925.21	6.63%	\$ 16,914.47	38.36%
PSD503	118964	03	Y	N	P	A	DEPUTY SHERIFF II	SR18	\$40,746.00	805.63	\$15,695.22	38.52%			0.00%	\$ 15,695.22	38.52%
PSD503	111183	03	Y	N	P	U	DEPUTY SHERIFF II	SR18	\$24,450.60	425.25	\$9,644.86	39.45%			0.00%	\$ 9,644.86	39.45%
PSD503	112637	03	Y	N	P	U	DEPUTY SHERIFF II	SR18	\$53,768.58	863.00	\$22,322.13	41.52%			0.00%	\$ 22,322.13	41.52%
PSD503	111178	03	Y	N	P	U	DEPUTY SHERIFF II	SR18	\$47,874.00	875.50	\$20,110.25	42.01%			0.00%	\$ 20,110.25	42.01%
PSD503	112641	03	Y	N	P	U	DEPUTY SHERIFF II	SR18	\$45,844.00	916.25	\$19,922.99	43.46%			0.00%	\$ 19,922.99	43.46%
PSD503	45559	03	Y	N	P	A	DEPUTY SHERIFF II	SR18	\$44,090.00	916.50	\$19,437.83	44.09%			0.00%	\$ 19,437.83	44.09%
PSD503	112694	03	Y	N	P	U	DEPUTY SHERIFF II	SR18	\$55,969.50	933.65	\$25,046.54	44.75%		40.51	0.07%	\$ 25,087.05	44.82%
PSD503	45566	03	Y	N	P	A	DEPUTY SHERIFF II	SR18	\$42,687.14	876.25	\$19,313.78	45.24%			0.00%	\$ 19,313.78	45.24%
PSD503	112643	03	Y	N	P	U	DEPUTY SHERIFF II	SR18	\$47,136.49	751.51	\$18,615.75	39.49%	14	\$ 2,796.55	5.93%	\$ 21,412.30	45.43%
PSD503	111175	03	Y	N	P	U	DEPUTY SHERIFF II	SR18	\$39,196.00	997.75	\$18,853.41	48.10%			0.00%	\$ 18,853.41	48.10%
PSD503	111165	03	Y	N	P	U	DEPUTY SHERIFF II	SR18	\$49,575.00	969.13	\$23,176.28	46.75%	6	\$ 1,224.29	2.47%	\$ 24,400.57	49.22%
PSD503	43412	03	Y	N	P	A	DEPUTY SHERIFF II	SR18	\$53,817.50	1102.38	\$28,511.11	52.98%			0.00%	\$ 28,511.11	52.98%
PSD503	43468	03	Y	N	P	A	DEPUTY SHERIFF II	SR18	\$51,748.50	1137.38	\$28,303.94	54.70%	0.5	\$ 99.88	0.19%	\$ 28,403.82	54.89%
PSD503	43455	03	Y	N	P	A	DEPUTY SHERIFF II	SR18	\$55,969.50	1146.88	\$30,790.07	55.01%	3	\$ 648.14	1.16%	\$ 31,438.21	56.17%
PSD503	43419	03	Y	N	P	A	DEPUTY SHERIFF II	SR18	\$45,844.00	1170.75	\$25,810.88	56.30%			0.00%	\$ 25,810.88	56.30%
PSD503	43416	03	Y	N	P	A	DEPUTY SHERIFF II	SR18	\$40,746.00	1179.25	\$23,190.11	56.91%			0.00%	\$ 23,190.11	56.91%
PSD503	39839	03	Y	N	P	A	DEPUTY SHERIFF II	SR18	\$39,196.00	1278.00	\$24,108.66	61.51%			0.00%	\$ 24,108.66	61.51%
PSD503	43471	03	Y	N	P	A	DEPUTY SHERIFF II	SR18	\$42,376.00	1300.38	\$26,460.24	62.44%	0.1875	\$ 30.78	0.07%	\$ 26,491.02	62.51%
PSD503	112636	03	Y	N	P	U	DEPUTY SHERIFF II	SR18	\$47,874.00	1126.25	\$25,391.20	53.04%	27	\$ 4,989.60	10.42%	\$ 30,380.80	63.46%
PSD503	111185	03	Y	N	P	U	DEPUTY SHERIFF III	SR20	\$58,228.50	221.00	\$6,183.95	10.62%			0.00%	\$ 6,183.95	10.62%
PSD503	120372	03	Y	N	P	A	DEPUTY SHERIFF III	SR20	\$47,700.00	267.38	\$6,107.63	12.80%			0.00%	\$ 6,107.63	12.80%

Department of Public Safety
Overtime Position List

Table 18

(Only for Positions the Sum of Overtime Paid and Value of Compensatory Time for which was at Least 10% of Base Pay)

PSD503	111188	03	Y	N	P	U	DEPUTY SHERIFF III	SR20	\$58,228.50	287.50	\$8,040.34	13.81%	3	\$ 674.31	1.16%	\$ 8,714.65	14.97%
PSD503	43439	03	Y	N	P	A	DEPUTY SHERIFF III	SR20	\$47,066.00	309.00	\$8,006.73	17.01%			0.00%	\$ 8,006.73	17.01%
PSD503	111184	03	Y	N	P	U	DEPUTY SHERIFF III	SR20	\$57,974.85	177.21	\$4,943.11	8.53%	23	\$ 5,069.95	8.75%	\$ 10,013.06	17.27%
PSD503	111186	03	Y	N	P	U	DEPUTY SHERIFF III	SR20	\$60,526.50	439.00	\$12,716.78	21.01%	1	\$ 292.04	0.48%	\$ 13,008.82	21.49%
PSD503	43393	03	Y	N	P	A	DEPUTY SHERIFF III	SR20	\$51,109.05	674.25	\$15,650.46	30.62%			0.00%	\$ 15,650.46	30.62%
PSD503	43396	03	Y	N	P	A	DEPUTY SHERIFF III	SR20	\$55,969.50	670.00	\$18,024.20	32.20%			0.00%	\$ 18,024.20	32.20%
PSD503	112686	03	Y	N	P	U	DEPUTY SHERIFF III	SR20	\$46,010.00	693.50	\$15,311.55	33.28%			0.00%	\$ 15,311.55	33.28%
PSD503	43399	03	Y	N	P	A	DEPUTY SHERIFF III	SR20	\$39,196.00	733.76	\$13,836.63	35.30%			0.00%	\$ 13,836.63	35.30%
PSD503	111189	03	Y	N	P	U	DEPUTY SHERIFF IV	SR22	\$53,623.00	219.38	\$5,683.08	10.60%			0.00%	\$ 5,683.08	10.60%
PSD503	120371	03	Y	N	P	A	DEPUTY SHERIFF IV	SR22	\$56,567.43	282.00	\$6,110.01	10.80%	3.1875	\$ 716.45	1.27%	\$ 6,826.46	12.07%
PSD503	43389	03	Y	N	P	A	DEPUTY SHERIFF IV	SR22	\$68,142.50	375.39	\$12,192.81	17.89%			0.00%	\$ 12,192.81	17.89%
PSD503	43373	03	Y	N	P	A	OFFICE ASSISTANT III	SR08	\$19,275.75	533.27	\$6,803.63	35.30%			0.00%	\$ 6,803.63	35.30%
PSD503	43376	03	Y	N	P	A	OFFICE ASSISTANT III (CLERK TYPIST II)	SR08	\$26,507.00	385.50	\$4,931.82	18.61%			0.00%	\$ 4,931.82	18.61%
PSD503	45550	03	Y	N	P	A	OFFICE ASSISTANT III (CLERK TYPIST II)	SR08	\$20,792.90	394.50	\$4,868.13	23.41%			0.00%	\$ 4,868.13	23.41%
PSD503	43378	03	Y	N	P	A	OFFICE ASSISTANT IV (CLERK TYPIST III)	SR10	\$30,177.00	832.25	\$14,209.42	47.09%			0.00%	\$ 14,209.42	47.09%
PSD612	03399	35	Y	N	P	A	PAROLES & PARDONS ADMR	EM05	\$80,134.00	244.52	\$9,367.29	11.69%	10.5625	\$ 3,267.23	4.08%	\$ 12,634.52	15.77%
PSD900	29115	13	Y	N	P	A	ACCOUNTANT V	SR24	\$72,768.50	229.14	\$8,045.14	11.06%			0.00%	\$ 8,045.14	11.06%
PSD900	112423	73	Y	Y	P	A	ADMINISTRATIVE ASSISTANT VI	SR26	\$59,580.00	1049.68	\$29,446.97	49.42%			0.00%	\$ 29,446.97	49.42%
PSD900	33215	13	Y	N	P	A	CORRECTIONS PRGM SPCLT II	SR24	\$57,304.00	363.40	\$10,084.36	17.60%			0.00%	\$ 10,084.36	17.60%
PSD900	43443	03	Y	N	P	A	DEPUTY SHERIFF III	SR20	\$45,933.48	195.38	\$4,632.71	10.09%			0.00%	\$ 4,632.71	10.09%
PSD900	43397	03	Y	N	P	A	DEPUTY SHERIFF IV	SR22	\$55,969.50	226.51	\$6,118.05	10.93%			0.00%	\$ 6,118.05	10.93%
PSD900	25737	13	Y	N	P	A	INFORMATION TECHNOLOGY SPECIALIST V	SR24	\$64,908.59	480.82	\$14,699.45	22.65%			0.00%	\$ 14,699.45	22.65%
PSD900	44180	23	Y	N	P	A	INFORMATION TECHNOLOGY SPECIALIST VI	SR26	\$75,338.29	286.53	\$9,920.66	13.17%			0.00%	\$ 9,920.66	13.17%
PSD900	47114	13	Y	N	P	A	INMATE GRIEVANCE SPECIALIST	SR22	\$47,544.72	425.25	\$9,525.17	20.03%	8	\$ 1,393.16	2.93%	\$ 10,918.33	22.96%
PSD900	37909	73	Y	N	P	A	INVESTIGATOR V	SR24	\$60,108.50	282.39	\$8,128.51	13.52%			0.00%	\$ 8,128.51	13.52%
PSD900	36426	73	Y	N	P	A	INVESTIGATOR V	SR24	\$67,270.05	286.57	\$9,274.63	13.79%	4.03125	\$ 1,132.35	1.68%	\$ 10,406.98	15.47%
PSD900	37281	73	Y	N	P	A	INVESTIGATOR V	SR24	\$69,932.75	332.80	\$11,213.69	16.03%	0.125	\$ 35.11	0.05%	\$ 11,248.80	16.09%
PSD900	37282	73	Y	N	P	A	INVESTIGATOR V	SR24	\$64,686.00	649.92	\$20,201.67	31.23%			0.00%	\$ 20,201.67	31.23%
PSD900	05649	73	Y	N	P	A	INVESTIGATOR V	SR24	\$67,271.73	707.66	\$22,903.03	34.05%			0.00%	\$ 22,903.03	34.05%
PSD900	27042	03	Y	N	P	A	PRE AUDIT CLERK I	SR11	\$29,816.00	318.07	\$4,571.65	15.33%			0.00%	\$ 4,571.65	15.33%
PSD900	07925	03	Y	N	P	A	PRE AUDIT CLERK I	SR13	\$34,814.00	410.17	\$6,892.10	19.80%	1.9375	\$ 261.29	0.75%	\$ 7,153.39	20.55%
PSD900	03782	03	Y	N	P	A	PRE AUDIT CLERK II	SR13	\$42,530.00	234.06	\$4,768.58	11.21%	0.9375	\$ 153.91	0.36%	\$ 4,922.49	11.57%
PSD900	29114	03	Y	N	P	A	ACCOUNT CLERK IV	SR13	\$29,816.00	334.06	\$4,800.80	16.10%	0.0625	\$ 7.22	0.02%	\$ 4,808.02	16.13%
							GRAND TOTAL		40,654,011	451,474	10,781,241	26.5%	5,942	1,218,015	3.0%	11,999,256	29.5%
							Totals by MOF	A	38,766,745	432,598.34	10,339,818	26.7%	5,776.32	1,186,426	3.1%	11,526,243	29.7%
								U	1,849,779	18,622.05	436,873	23.6%	166.00	31,589	1.7%	468,463	25.3%
								W	37,487	253.53	4,550	12.1%	-	-	0.0%	4,550	12.1%

Department of Public Safety
Overpayments as of November 30, 2014

Table 19

CONFIDENTIAL

EMPLOYEE NAME	Date of Overpayment	Gross Amount Overpaid	Amounts Previously Recovered up till Nov 2014	Balance	CATEGORY				Reason for Salary Overpayment	Referred to AG
					Still employed and delinquent > 2 years	Still employed and delinquent < 2 years	NOT employed and delinquent > 2 years	NOT employed and delinquent < 2 years		
	11/1/2014	2,257.34	1,352.50	904.84		904.84			Err Double claim OT	Sal Assignment
	12/1/2013	27,759.68	0.00	27,759.68				27,759.68	Wkrs Comp Reversal	Sal Asmnt Pending/Vac payout
	2/28/2014	143.20	0.00	143.20		143.20			Switch w/comp o acc lv	W/comp pymt pending
	3/1/1997	3,359.40	0.00	3,359.40	3,359.40				Err in Comp salary/pend hearing	To be referred to AG
	3/18/2014	1,007.59	500.17	507.42		507.42			Wkrs Comp ovpmnt	Sal Assignment
	10/6/2006	3,847.24	1,487.60	2,359.64			2,359.64		Employ resigned/ref to AG	AG For Hearing Action
	3/1/1996	5,105.47	0.00	5,105.47	5,105.47				Insuffict Lve/pend hearing	To be referred to AG
	7/12/2012	2,731.87	0.00	2,731.87				2,731.87	Insuffict Lve/pend hearing	To be referred to AG
	8/1/2006	17,231.02	13,400.00	3,831.02	3,831.02				Salary Assignment	Salary Assignment
	9/1/1995	516.59	0.00	516.59	516.59				Insuffict Lve/pend hearing	To be referred to AG
	11/1/1996	649.85	0.00	649.85	649.85				Insufficient Leave	To be referred to AG
	7/12/2012	1,493.65	0.00	1,493.65		1,493.65			Insufficient Leave	To be referred to AG
TOTALS		63,845.56	16,740.27	48,457.79	13,462.33	2,144.27	2,359.64	30,491.55		

Department of Public Safety
Active Contracts as of December 1, 2014

Table 20

Prog ID	MOF	Frequency		Max Value	Outstanding Balance	Term of Contract			Organization	Category E/L/P/C/ G/S	Description	Explanation of How Contract is Monitored	POS Y/N
		Amount	(M/A/O)			Date Executed	From	To					
PSD 402	G	\$ 157,068	A	\$ 157,068	\$ 143,979	07/09/14	10/16/14	10/15/15	North Pacific Solutions, LLC	S	Guaranteed Maintenance, Inspection, Servicing of Electronic Systems at Halawa Medium Security and Special Needs Facilities	Agency	N
PSD 403	G	\$ 211,624	A	\$ 211,624		10/21/14	10/01/14	09/30/15	Pural Water Specialty Co., Inc.	S	Operation and Maintenance Services of the Water Treatment Plant at Kulani Correctional Facility	Agency	N
PSD 404	G	\$ 90,227	A	\$ 90,227	\$ 60,879	07/14/14	07/01/14	06/30/15	Pural Water Specialty Co., Inc.	G	Operation and Maintenance Services of Surface Water Treatment Plant Waiawa Correctional Facility	Agency	N
PSD 404	G	\$ 101,592	A	\$ 101,592	\$ 101,592	11/28/14	12/01/14	11/30/15	Aqua Engineers, Inc.	G	Operation and Maintenance Services of Wastewater Treatment Plant Waiawa Correctional Facility	Agency	N
PSD 405	G	\$ 27,114	A	\$ 27,114		10/30/14	11/01/14	10/31/15	Pacific Waste, Inc.	G	Refuse Collection and Disposal Service for the Hawaii Community Correctional Center	Agency	N
PSD 405	G	\$ 51,540	A	\$ 51,540	\$ 25,770	05/20/14	05/01/14	04/30/15	Aqua Engineers, Inc., dba Aqua Engineers, Inc.	S	Operation and Maintenance Services of Wastewater Treatment Plant and Lift Station - Hale Nani Work Release Center	Agency	N
SD 407/41	G	\$ 153,443	A	\$ 153,443	\$ 43,623	03/01/13	03/01/14	02/28/15	Honolulu Disposal Service, Inc., dba Honolulu Disposal Service, Inc.	S	Refuse Collection Service Oahu Community Correctional Center and Halawa Correctional Facility	Agency	N
PSD 408	G	\$ 39,487	A	\$ 39,487	\$ 13,861	02/28/14	03/01/14	02/28/15	Aqua Engineers, Inc.	G	Operation, Maintenance and Repair Services of the Sewer Pump Station and Force Main at the Kauai Community Correctional Center	Agency	N
PSD 409	G	\$ 29,702	M	\$ 29,702	\$ 17,553	07/02/14	07/01/14	06/30/15	West Oahu Aggregate Co., Inc.	G	Refuse Collection and Disposal Service for the Women's Community Correctional Center	Agency	N
PSD 410	G	\$ 89,235	A	\$ 89,235	\$ 76,405	07/29/14	07/01/14	06/30/15	Diagnostic Laboratory Services, Inc.	G	Controlled Substance And Alcohol Testing Services, Statewide	Agency	N
PSD 410	G	\$ 311,232	A	\$ 311,232		04/11/14	04/15/14	04/14/16	The Salvation Army, dba The Salvation Army - Addiction Treatment Services	S	Residential, Intensive Outpatient, and Outpatient Substance Abuse Treatment Services for Adult Male and Female Defendants on Oahu	Agency	N
PSD 410	S	\$ 120,000	A	\$ 120,000	\$ 35,000	10/09/14	10/01/14	02/28/15	Big Island Substance Abuse Council	S	Second Chance Grant - Co-Occurring Disorders	Agency	Y
PSD 410	S	\$ 20,000	A	\$ 20,000	\$ 20,000	10/20/14	10/01/14	02/28/15	The Research Corporation of the University of Hawaii (RCUH)	S	Administrative Services for the Hawaii County Re-entry Program for Pre-trial Jail Inmates with Co-occurring Disorders	Agency	N
PSD 420	G	\$ 150,000	A	\$ 150,000	\$ 142,350	05/28/14	06/02/14	06/30/15	Goodwill Industries of Hawaii, Inc.	S	Memorandum of Agreement with Department of Labor & Industrial Relations- Office of Community Services (DLIR-OCS) Employment Core Services for Reintegrating Individuals	Agency	N

Department of Public Safety
Active Contracts as of December 1, 2014

Table 20

PSD 420	G/S	\$509,532.00 /\$50,000.00	A	\$ 559,532	\$ 838,532	05/15/14	05/15/14	06/30/15	University of Hawaii Social Science Research Institute in the College of Social Sciences (UHSSRI)	G	Memorandum of Agreement for Intergovernmental Collaboration promoting Department of Public Safety Initiatives	Agency	N
PSD 420	G	\$ 353,298	A	\$ 353,298		12/01/14	07/01/14	12/31/14	P & E Foods Incorporated	G	Frozen Foods for Various Correctional Facilities on Oahu, Hawaii, Maui, and Kauai	Agency	N
PSD 420	G	\$ 298,919	A	\$ 298,919		12/04/14	07/01/14	12/31/14	Kerr Pacific Corporation, dba HFM Foodservice	G	Frozen Foods for Various Correctional Facilities on Oahu, Hawaii, Maui, and Kauai	Agency	N
PSD 420	G	\$ 752,485	A	\$ 752,485		12/15/14	07/01/14	12/31/14	Aala Meat Market, Incorporated	G	Frozen Foods for Various Correctional Facilities on Oahu, Hawaii, Maui, and Kauai	Agency	N
PSD 420	G	\$ 77,110	A	\$ 77,110		12/04/14	07/01/14	12/31/14	Quality Groceries, Incorporated	G	Frozen Foods for Various Correctional Facilities on Oahu, Hawaii, Maui, and Kauai	Agency	N
PSD 420	G	\$ 260,000	A	\$ 260,000	\$ 219,650	07/21/14	08/01/14	07/31/16	Newman Consulting Services, LLC	G	Employment Services for Inmates at the Waiawa Correctional Facility on the Island of Oahu	Agency	N
PSD 420	G	\$ 226,650	A	\$ 226,650		09/09/14	07/01/14	06/30/15	Hoku Care, LLC	S	Sex Offender Treatment Services Statewide	Agency	N
PSD 420	G	\$ 226,650	A	\$ 226,650		09/09/14	07/01/14	06/30/15	Community Assistance Center	S	Sex Offender Treatment Services Statewide	Agency	N
PSD 420	G	\$ 312,083	A	\$ 312,083		05/06/14	04/01/14	03/31/15	Kerr Pacific Corporation, dba HFM FoodService	G	Shelf Stable Ready To Eat Kosher-Certified Meals for Correctional Facilities Statewide	Agency	N
PSD 420	g	\$ 2,453,011	A	\$ 2,453,011		04/07/14	04/15/14	04/14/19	The Gas Co., LLC, dba Hawaii Gas	G	Liquefied Petroleum Gas (LPG) for Various Correctional Facilities, Statewide	Agency	N
PSD 420	G	\$ 253,049	A	\$ 253,049		04/25/14	04/15/14	04/14/19	AmeriGas Propane, L.P., dba AmeriGas Kauai	G	Liquefied Petroleum Gas (LPG) for Various Correctional Facilities, Statewide	Agency	N
PSD 420	G	\$ 200,000	A	\$ 200,000	\$ 192,567	08/19/14	08/01/14	07/31/16	Hope Services Hawaii, Inc.	S	Mentoring Coordination Services for Adult Male and Female Sentenced Felon Inmates on the Island of Hawaii	Agency	N
PSD 420	G	\$ 250,000	A	\$ 250,000	\$ 250,000	08/22/14	08/01/14	07/31/16	The Salvation Army, dba The Salvation Army Addiction Treatment Services	S	Relapse Intervention Program for Sentenced Adult Male and Female Felon Inmates in Work Furlough Programs on the Islands of Hawaii, Oahu, and Maui	Agency	N
PSD 420	G	\$ 500,000	A	\$ 500,000		07/07/14	07/01/14	06/30/16	The Salvation Army, dba The Salvation Army Addiction Treatment Services	S	Cognitive Behavioral Intervention Program for Sentenced Adult Male and Female Felon Inmates in Work Furlough Programs on the Islands of Hawaii, Oahu, and Maui	Agency	N
PSD 420	G	\$ 400,000	A	\$ 400,000	\$ 400,000	09/09/14	08/01/14	07/31/16	Makana O Ke Akua, Inc.	S	Re-Entry Housing and Referral Services for Male and Female Sentenced Felons on Oahu	Agency	N
PSD 420	G	\$ 496,800	A	\$ 496,800		06/05/14	06/01/14	05/31/16	The Salvation Army, dba The Salvation Army Addiction Treatment Services	S	Intensive Outpatient Substance Abuse Treatment Program for Moderate Risk Male Offenders on the Islands of Oahu and Hawaii	Agency	N
PSD 420	G	\$ 1,590,565	A	\$ 1,590,565		10/02/14	05/01/14	12/31/14	Kerr Pacific Corporation, dba HFM Foodservice	G	Grocery Items for Correctional Institutions Statewide	Agency	N

Department of Public Safety
Active Contracts as of December 1, 2014

Table 20

PSD 420	G	\$ 421,994	A	\$ 421,994		10/02/14	05/01/14	12/31/14	Y. Hata & Co., Ltd.	G	Grocery Items for Correctional Institutions Statewide	Agency	N
PSD 420	G	\$ 205,018	A	\$ 205,018		10/02/14	05/01/14	12/31/14	Palama Holdings, LLC	G	Grocery Items for Correctional Institutions Statewide	Agency	N
PSD 420	G	\$ 705,819	A	\$ 705,819		10/02/14	11/01/14	10/31/15	Hawaii Foodservice Alliance, LLC	G	Bread and Other Bakery Products to Correctional Facilities on Oahu	Agency	N
PSD 420	G	\$ 858,709	A	\$ 858,709		10/01/13	10/01/13	09/30/14	Southern Foods Group, LLC, dba Meadow Gold Dairies	G	Milk and Other Dairy Products to Various Correctional Facilities on the Island of Oahu	Agency	N
PSD 420	G	\$ 916,983	A	\$ 916,983		09/19/14	09/16/14	09/15/15	Ham Produce and Seafood, Inc.	G	Fresh Produce for Various Correctional Facilities Statewide	Agency	N
PSD 420	G	\$ 399,797	A	\$ 399,797		10/21/14	09/16/14	09/15/15	Hilo Products, Inc.	G	Fresh Produce for Various Correctional Facilities Statewide	Agency	N
PSD 420	G	\$ 114,881	A	\$ 114,881		09/12/14	09/16/14	09/15/15	Valley Isle Produce, Inc., dba VIP Foodservice	G	Fresh Produce for Various Correctional Facilities Statewide	Agency	N
PSD 420	G	\$ 65,223	A	\$ 65,223		09/04/14	09/16/14	09/15/15	Hawaii Foodservice Alliance, LLC	G	Bread and Other Bakery Products to Correctional Facilities on the Islands of Hawaii and Kauai	Agency	N
PSD 420	G	\$ 322,000	A	\$ 322,000	\$ 98,103.00	12/18/14	12/01/14	11/30/15	The Alcoholic Rehabilitation Services of Hawaii, Inc., dba Hina Mauka	S	Residential Treatment Services for Female Offenders	Agency	Y
PSD 420	G	\$ 302,790	A	\$ 302,790		07/11/14	7/1/2013	06/30/15	The Salvation Army, dba. The Salvation Army-Addiction Treatment Services	S	Substance Abuse Treatment Continuum	Agency	Y
PSD 420	G	\$ 36,000	A	\$ 36,000	\$ 20,925	02/28/14	03/01/14	02/28/15	Institute for Psychological Growth, Inc., dba IPG, Inc.	S	Psychological Services for Co-Occurring Female Offenders in the Bridge Program	Agency	Y
PSD 420	G	\$ 120,000	A	\$ 120,000	\$ 82,200	02/28/14	04/01/14	03/31/15	Institute for Psychological Growth, Inc., dba IPG, Inc.	S	Family Therapy and Counseling Services for Bridge Program on Oahu	Agency	Y
PSD 420	G	\$ 150,000	A	\$ 150,000		06/15/13	06/15/13	06/14/15	Lokahi Treatment Centers	S	Intensive Outpatient (IOP) and Outpatient (OP) Substance Abuse Treatment Programs for Adult Male and Female Offenders in the Custody of Department of Public Safety or the Hawaii Paroling Authority in Kona, Hawaii	Agency	Y
PSD 420	G	\$ 100,000	A	\$ 100,000		02/20/14	02/26/14	02/25/15	PAC/RIM Medical Technology and Supplies Corporation	G	ENZYME IMMUNOASSAY URINALYSIS DRUG TESTING SYSTEM for Facilities on the Islands of Oahu, Hawaii, Maui and Kauai	Agency	N
PSD 420	G	\$ 1,000,090	A	\$ 1,000,090	\$ 534,452	07/02/14	07/01/14	06/30/15	T. J. Mahoney & Associates, Inc.	S	Correctional Work Furlough and Halfway House Program for Women Inmates on Oahu	Agency	Y
PSD 420	G	\$ 120,000	A	\$ 120,000	\$ 59,172	05/14/14	06/01/14	05/31/15	WorkNet, Inc.	S	Job Development, Placement and Follow Up Services for Male Offenders on Oahu	Agency	Y
PSD 420	G	\$ 40,142	A	\$ 40,142		10/22/14	10/18/14	10/17/15	Love's Bakery, Inc., dba Love's Bakery	G	Bread and Other Bakery Products to Correctional Facility on the Island of Maui	Agency	N

Department of Public Safety
Active Contracts as of December 1, 2014

Table 20

PSD 421	G	\$ 500,000	A	\$ 500,000	08/12/14	07/01/14	09/30/15	Clinical Laboratories of Hawaii, LLP	G	Laboratory Diagnostic Services for the Department of Public Safety, Health Care Division	Agency	N	
PSD 421	G	\$ 72,000	A	\$ 72,000	07/24/14	07/01/14	03/31/16	Dental Health Management Solutions, Inc.	S	Mobile Dentistry Services for the Kulani Correctional Facility	Agency	N	
PSD 421	G	\$ 2,400,000	A	\$ 2,400,000	11/01/13	11/01/13	10/31/15	RCM Technologies (USA) Inc., dba RCM Health Care Services	S	Temporary Nursing Services at Correctional Facilities Statewide	Agency	Y	
PSD 421	G	\$ 2,400,000	A	\$ 2,400,000	11/01/13	11/01/13	10/31/15	ALTRES Staffing Inc., dba ALTRES Medical	S	Temporary Nursing Services at Correctional Facilities Statewide	Agency	Y	
PSD 421	G	\$ 2,400,000	A	\$ 2,400,000	11/01/13	11/01/13	10/31/15	Hawaii Nursing, Inc., dba HiNursing	S	Temporary Nursing Services at Correctional Facilities Statewide	Agency	Y	
PSD 421	G	\$ 320,000	A	\$ 320,000	03/05/14	04/01/14	03/31/15	Dental Health Management Solutions, Inc., dba Dental Health Management Solutions, Inc., dba Dental Health Management Solutions, Inc.	S	Mobile Dentistry Services for the Halawa Correctional Facility	Agency	N	
PSD 421	G	\$ 140,000	A	\$ 140,000	03/05/14	04/01/14	03/31/15	Dental Health Management Solutions, Inc., dba Dental Health Management Solutions, Inc., dba Dental Health Management Solutions, Inc.	S	Mobile Dentistry Services for the Hawaii Community Correctional Center	Agency	N	
PSD 421	G	\$ 72,000	A	\$ 72,000	03/05/14	04/01/14	03/31/15	Dental Health Management Solutions, Inc., dba Dental Health Management Solutions, Inc., dba Dental Health Management Solutions, Inc.	S	Mobile Dentistry Services for the Kauai Community Correctional Center	Agency	N	
PSD 421	G	\$ 168,000	A	\$ 168,000	03/05/14	04/01/14	03/31/15	Dental Health Management Solutions, Inc.	S	Mobile Dentistry Services for the Maui Community Correctional Center	Agency	N	
PSD 421	G	\$ 600,000	A	\$ 600,000	10/31/13	01/01/12	12/31/14	Jackson & Coker Locumtenens, LLC, dba Jackson & Coker	S	Temporary Locum Tenens Psychiatrists and Physicians	Agency	N	
PSD 421	G	\$ 600,000	A	\$ 600,000	09/04/12	01/01/12	12/31/14	Global Medical Staffing, Inc.	S	Temporary Locum Tenens Psychiatrists and Physicians	Agency	N	
PSD 421	G	\$ 600,000	A	\$ 600,000	01/24/12	01/01/12	12/31/14	Supplemental Health Care K & S Helicopters, Inc., dba Paradise Helicopters	S	Temporary Locum Tenens Psychiatrists and Physicians	Agency	N	
PSD 502	G	\$ 37,800	A	\$ 37,800	01/03/14	01/01/14	12/31/14	Helicopters	G	Helicopter Transportation Services for Hawaii District, Narcotics Enforcement Division	Agency	N	
PSD 502	G	\$ 39,600	A	\$ 39,600	01/21/14	01/01/14	12/31/14	Manulwa Airways, Incorporated, dba Volcano Helicopters	G	Helicopter Transportation Services for Hawaii District, Narcotics Enforcement Division	Agency	N	
PSD 502	G	\$ 39,600	A	\$ 39,600	07/21/14	01/08/14	12/31/14	Windward Aviation, Inc.	G	Helicopter Transportation Services for Hawaii District, Narcotics Enforcement Division	Agency	N	
PSD 503	G	\$ 352,783	A	\$ 352,783	\$ 352,783	08/05/14	08/22/14	12/20/14	Rainbow Chevrolet, Inc., dba Cutter Chevrolet	G	Transport Vans and SUVs for Sheriff Division	Agency	N

Department of Public Safety
Active Contracts as of December 1, 2014

Table 20

PSD 503	G	\$ 249,767	A	\$ 249,767		03/06/14	03/19/14	03/18/15	Red the Uniform Tailor, Inc.	G	Uniforms for the Sheriff's Division Statewide	Agency	N
PSD 612	G	\$ 100,000	A	\$ 100,000	\$ 32,660	02/05/14	02/01/14	01/31/15	Kline-Welsh Behavioral Health Foundation, dba The Sand Island Treatment Center	S	Multiple Substance Abuse Treatment Services for Female and Male Violent Offender Parolees on the Island of Oahu	Agency	N
PSD 612	G	\$ 40,000	A	\$ 40,000	\$ 25,392	01/13/14	01/01/14	12/31/15	Big Island Substance Abuse Council	S	Therapeutic Living Program for Male and Female Parolees on the Islands of Hawaii and Kauai	Agency	N
PSD 612	G	\$ 66,750	A	\$ 66,750	\$ 40,474	01/13/14	01/01/14	12/31/15	Big Island Substance Abuse Council	S	Multiple Substance Abuse Treatment Services for Male and Female Parolees on Hawaii	Agency	N
PSD 612	G	\$ 90,000	A	\$ 90,000	\$ 27,235	01/13/14	01/01/14	12/31/15	Lokahi Treatment Centers	S	Multiple Substance Abuse Treatment Services for Male and Female Parolees on Hawaii	Agency	N
PSD 612	G	\$ 40,000	A	\$ 40,000	\$ 14,830	12/18/14	12/14/14	12/13/15	T J Mahoney & Associates, Inc.	S	Supportive Living For High Needs Female Parolees	Agency	Y
PSD 612	G	\$ 300,250	A	\$ 300,250		02/20/14	04/01/14	03/31/15	The Salvation Army, dba The Salvation Army Addiction Treatment Services	S	Multiple Substance Abuse Treatment Services for Male and Female Parolees on Oahu	Agency	Y
PSD 612	G	\$ 100,000	A	\$ 100,000		07/11/14	07/22/14	07/21/15	The Salvation Army-Addiction Treatment Services	S	Multiple Substance Abuse Treatment Services for Female and Male Medium Risk to High Risk Parolees on the Island of Oahu	Agency	Y
PSD 613	G	\$ 157,000	A	\$ 157,000	\$ 52,188	08/13/14	08/12/14	08/11/15	Computer Consultants International, Inc., dba CCI	S	Database Development and Maintenance Support for a Crime Victim Compensation & Restitution Management System	Agency	N
PSD 613	S	\$ 147,500	A	\$ 147,500	\$ -	08/13/14	08/12/14	08/11/15	Computer Consultants International, Inc., dba CCI	S	Database Development and Maintenance Support for a Crime Victim Compensation & Restitution Management System	Agency	N
PSD 808	G	\$ 66,267	A	\$ 66,267		09/17/14	09/01/14	08/31/15	Jennifer L. Bechler	G	Prison Contract Compliance Monitoring Services for Saguaro Correctional Center	Agency	N
PSD 808	G	\$ 559,026	A	\$ 559,026		12/23/14	11/15/14	11/14/15	Trans Executive Airlines of Hawaii, Inc., dba Interisland Airways	G	Chartered Inter-Island Air Transport of Passengers, Statewide	Agency	N
PSD 900	G	\$ 88,886	A	\$ 88,886		05/08/14	08/05/14	08/04/15	Department of Labor and Industrial Relations -Kona Workforce Development Division (WDD)	G	Memorandum of Agreement with DLIR Workforce Development Division for Services to Offenders or Parolees on Hawaii (Kona)	Agency	N
PSD 900	G	\$ 213,712	A	\$ 213,712	\$ 206,229	04/24/14	04/24/14	04/23/16	Department of Labor and Industrial Relations -Maui Workforce Development Division (WDD)	G	Memorandum of Agreement with DLIR Workforce Development Division for Services to Offenders or Parolees on Maui	Agency	N

Department of Public Safety
Active Contracts as of December 1, 2014

Table 20

PSD 900	G	\$ 177,772	A	\$ 177,772	\$ 162,889	04/24/14	04/24/14	04/23/16	Department of Labor and Industrial Relations -Hilo Workforce Development Division (WDD)	G	Memorandum of Agreement with DLIR Workforce Development Division for Services to Offenders or Parolees on Hawaii (Hilo)	Agency	N
PSD 900	G	\$ 181,648	A	\$ 181,648	\$ 181,648	04/21/14	04/21/14	04/20/16	Department of Labor and Industrial Relations - Kauai Workforce Development Division (WDD)	G	Memorandum of Agreement with DLIR Workforce Development Division for Services to Offenders or Parolees on Kauai	Agency	N
PSD 900	G	\$ 83,005	A	\$ 83,005	\$ 47,430	04/11/14	05/09/14	05/08/15	Accreditation, Audit & Risk Management Security, dba AARMS	G	Services for the Technical Assistance, Design/Development, and Implementation of a Web-based Audit and Inspection System for State Correctional Facilities	Agency	N
PSD 900	G	\$ 151,000	A	\$ 151,000		01/17/14	02/01/14	01/31/15	Appriss, Inc.	S	Statewide Automated Victim Information Notification (SAVIN) System	Agency	N
PSD 900	G/S	\$415,800.00 / \$68,274.00	A	\$ 484,074	\$ 484,074	08/05/14	08/22/14	12/20/14	Rainbow Chevrolet, Inc. dba Cutter Chevrolet	G	Furnish and Deliver Various Vehicles Statewide	Agency	N
PSD 900	G	\$ 58,838	A	\$ 58,838	\$ -	09/04/14	06/24/14	12/21/14	Cutter CJD, Inc., dba Cutter Chrysler Jeep Dodge of Pearl City	G	Furnish and Deliver Various Vehicles Statewide	Agency	N
PSD 900	G	\$ 56,178	A	\$ 56,178	\$ 54,819	05/16/14	05/01/14	04/30/16	Ergometrics and Applied Personnel Research, Inc., dba Ergometrics, Inc.	G	Web-Based Pre-employment Assessments for Deputy Sheriff Applicants	Agency	N
PSD 900	G	\$ 99,152	A	\$ 99,152		10/23/13	10/15/13	12/31/14	Law Enforcement Training and Research Association	G	Institutional Crisis Intervention, Conflict Resolution, and Use of Force training for Adult Correctional Officers	Agency	N
PSD 900	G	\$ 771,498	A	\$ 771,498	\$ 723,455	12/01/13	12/01/14	11/30/15	Castle & Cooke Commercial, Inc., a Hawaii Corporation	L	SOH Private Office Lease, Department of Public Safety, Training and Staff Development Office - Lease no. 72-27-0598	Agency	N
PSD 900	G	\$ 69,372	A	\$ 69,372	\$ 40,433	08/07/14	07/01/14	06/30/15	Criminal Justice Institute Inc.	S	Automate Case Management in OffenderTrak	Agency	Y
PSD 900	G	\$ 400,000	A	\$ 400,000	\$ 342,591	06/15/13	06/15/13	06/14/15	Hope Services Hawaii, Inc.	S	Reentry Housing and Referral Services for Adult Male and Female Inmates in Kona, Hawaii (2 Yrs encumbered 1 time)	Agency	Y
PSD 900	G	\$ 49,896	A	\$ 49,896		07/01/13	07/01/13	06/30/15	Ergometrics Association of State Correctional	S	Web-Based Pre-employment Assessments for Adult Correctional Officer Applicants (Year 1 of contract \$28,796.00, Year 2 of contract \$21,100.00)	Agency	N
PSD 900	G	\$ 98,298	A	\$ 98,298	\$ 50,976	06/09/14	07/01/14	12/31/14	Administrators, Inc.	S	Technical Assistance Related to Administrative and Disciplinary Segregation of Incarcerated Persons	Agency	Y
PSD 900	G	\$ 382,059	A	\$ 382,059		11/28/14	11/26/14	11/25/15	Security Equipment Corp.	G	Ammunition And Accessories	Agency	N

Department of Public Safety
FY15 Appropriation Status

Table 21

Act/Year	Dept	ProgID	SeqNo	Description	Comments	MOF	FY15 Appropriation			Amount used as of December 1			Comments
							Temp Pos.	Perm. Pos.	Amount	Temp Pos.	Perm. Pos.	Amount	
Act134/13	PSD	PSD402	91001	EXECUTIVE REQUEST: ADD (1) POSITION FOR HALAWA CORRECTIONAL FACILITY SPECIAL NEEDS SECTION.	LEGISLATURE CONCURS. PER ACT 139, SLH2012. DETAIL OF GOVERNOR'S REQUEST: (1) CORRECTIONS SUPERVISOR I SR24E (#37989; FY14: 27,750; FY15: 55,500) WORKING CONDITION DIFFERENTIAL (FY14: 520; FY15: 1,040) OFFICE EQUIPMENT (4,360) SEE PSD402 SEQ. NO. 20-001.	A		1.00	56,540		1.00	56,540	Position filled
Act134/13	PSD	PSD402	92001	EXECUTIVE REQUEST: ADD (1) POSITION FOR COUNSELING SERVICES.	LEGISLATURE CONCURS. PER ACT 139, SLH2012. DETAIL OF GOVERNOR'S REQUEST: (1) SOCIAL WORKER/HUMAN SERVICES PROFESSIONAL IV SR22E (#38222; FY14: 24,666; FY15: 49,332) WORKING CONDITION DIFFERENTIAL (FY14: 520; FY15: 1,040) OFFICE EQUIPMENT (4,360) SEE PSD402 21-001.	A		1.00	50,372		1.00	50,372	Position filled
Act134/13	PSD	PSD402	93001	EXECUTIVE REQUEST: ADD (2) POSITION FOR OPERATIONS AND COUNSELING SUPPORT.	LEGISLATURE CONCURS. PER ACT 139, SLH2012. REESTABLISH POSITIONS TO MANAGE RECEPTION CENTER SCREENING, TESTING, AND ASSESSMENT OF FELON ADMISSIONS. DETAIL OF GOVERNOR'S REQUEST: (2) SOCIAL WORKER/HUMAN SERVICES PROFESSIONAL IV SR22E (#38055, #38056; FY14: 24,666; FY15: 49,332 EACH) WORKING CONDITION DIFFERENTIAL (FY14: 520; FY15: 1,040 EACH) (2) DESK (3,060 EACH) (2) CHAIR (100 EACH) (2) COMPUTER (1,200 EACH) SEE PSD402 SEQ. NO. 22-001.	A		2.00	100,744		2.00	100,744	Position filled
Act122/14	PSD	PSD402	100001	SUPPLEMENTAL REQUEST: ADD (10) POSITIONS AND FUNDS FOR 24 HOUR HOSPITAL/SUICIDE WATCH ADULT CORRECTIONS OFFICER POSTS.	LEGISLATURE CONCURS. DETAIL OF GOVERNOR'S REQUEST: (10) ADULT CORRECTIONS OFFICERS III CO06 (#91530V, #91531V, #91532V, #91533V, #91534V, #91535V, #91536V, #91537V, #91538V, #91539V; 24,216 EACH) WORKING CONDITIONAL DIFFERENTIAL (5,200) UNIFORM ALLOWANCE (1,320) ADULT CORRECTIONS OFFICER UNIFORM AND EQUIPMENT (11,250) \$11,250 NON-RECURRING. 6-MONTH DELAY IN HIRE.	A		10.00	259,930		10.00		6 months delay in hire. Positions already established and filled awaiting Basic Corrections Training (BCT).

Department of Public Safety
FY15 Appropriation Status

Table 21

Act/Year	Dept	ProgID	SeqNo	Description	Comments	MOF	FY15 Appropriation			Amount used as of December 1			Comments
							Temp Pos.	Perm. Pos.	Amount	Temp Pos.	Perm. Pos.	Amount	
Act122/14	PSD	PSD402	101001	SUPPLEMENTAL REQUEST: ADD FUNDS FOR THE EXPANSION AND UPDATING OF CAMERA SURVEILLANCE AND RECORDING.	LEGISLATURE CONCURS. DETAIL OF GOVERNOR'S REQUEST: LABOR (45,000) MATERIALS (70,000) NON-RECURRING.	A		-	115,000			68,607	Materials purchased and work to be completed in FY 2015.
Act122/14	PSD	PSD402	102001	SUPPLEMENTAL REQUEST: ADD FUNDS FOR REPLACEMENT OF FORKLIFT.	LEGISLATURE CONCURS. DETAIL OF GOVERNOR'S REQUEST: (1) TRIPLE MAST FORKLIFT (32,146) NON-RECURRING.	A		-	32,146			31,617	Forklift purchased.
Act122/14	PSD	PSD402	103001	SUPPLEMENTAL REQUEST: ADD (3) POSITIONS AND FUNDS FOR SOCIAL SERVICES.	LEGISLATURE DOES NOT CONCUR. REDUCE (1) SOCIAL SERVICES ASSISTANT IV AND \$17,556 FOR SALARY, \$520 FOR WORKING CONDITION DIFFERENTIAL, AND \$15,270 FOR (3) DESK, (3) CHAIR, (3) LATERAL FILE CABINET, (3) TYPEWRITER, (3) TYPEWRITER STAND, (3) COMPUTER, (3) PRINTER, (3) TELEPHONE, AND (3) CALCULATOR. DETAIL OF ADJUSTED GOVERNOR'S REQUEST: (2) SOCIAL SERVICES ASSISTANT IV SR11 (#91540V, #91541V; 17,556 EACH) WORKING CONDITION DIFFERENTIAL (1,040) 6-MONTH DELAY IN HIRE.	A		2.00	36,152		2.00		6 months delay in hire. On active recruitment.
Act122/14	PSD	PSD402	2020001	LEGISLATIVE ADJUSTMENT: TRANSFER-IN FUNDS FROM GENERAL ADMINISTRATION (PSD900/EA) TO HALAWA COMMUNITY CORRECTIONAL CENTER (PSD402) FOR PREVENTIVE MAINTENANCE.	DETAIL OF LEGISLATIVE ADJUSTMENT: CONTRACT FOR PREVENTIVE MAINTENANCE (312,619) SEE PSD900 SEQ. NO. 2020-001.	A		-	312,619			133,553	Program pays on a monthly basis, funds will be expended by the end of FY 2015.
Act134/13	PSD	PSD402	2020001	LEGISLATIVE ADJUSTMENT: TRANSFER-IN FUNDS FOR UTILITIES FROM GENERAL ADMINISTRATION (PSD900/EA) TO HALAWA CORRECTIONAL FACILITY (PSD402/ED).	REFLECTS ANNUAL INCREASE AND CURRENT UTILITY EXPENDITURES. DETAIL OF LEGISLATIVE ADJUSTMENT: ELECTRICITY (FY14: 440,437; FY15: 469,998) GAS (FY14: 51,979; FY15: 53,936) WATER (FY14: 108,920; FY15: 115,861) SEWER (FY14: 286,555; FY15: 302,268) SEE PSD808 SEQ. NO. 2020-001.	A		-	942,063			942,063	

Department of Public Safety
FY15 Appropriation Status

Table 21

Act/Year	Dept	ProgID	SeqNo	Description	Comments	MOF	FY15 Appropriation			Amount used as of December 1			Comments
							Temp Pos.	Perm. Pos.	Amount	Temp Pos.	Perm. Pos.	Amount	
Act134/13	PSD	PSD403	212001	GOVERNOR'S MESSAGE (2/12/13): TRANSFER-IN FUNDS FOR REACTIVATION OF KULANI CORRECTIONAL FACILITY FROM NON- STATE FACILITIES (PSD808/EM) TO INTAKE SERVICE CENTERS (PSD410/EL).	LEGISLATURE CONCURS. DETAIL OF GOVERNOR'S REQUEST: (76) POSITIONS (FY14: 1,025,076; FY15: 3,802,685) OTHER CURRENT EXPENSES (FY14: 1,028,703; FY15: 1,378,642) EQUIPMENT (FY14: 194,450) MOTOR VEHICLES (FY14: 235,000) SEE PSD808 SEQ. NO. 212-002 AND PSD403 SEQ. NO. 212-002.	A			5,181,327			1,636,991	
Act134/13	PSD	PSD403	212002	GOVERNOR'S MESSAGE (2/12/13): ADD (76) POSITIONS FOR REACTIVATION OF KULANI CORRECTIONAL FACILITY.	LEGISLATURE CONCURS. DETAIL OF GOVERNOR'S REQUEST: (76) POSITIONS (FY14: 1,025,076; FY15: 3,802,685) OTHER CURRENT EXPENSES (FY14: 1,028,703; FY15: 1,378,642) EQUIPMENT (FY14: 194,450) MOTOR VEHICLES (FY14: 235,000) SEE PSD808 SEQ. NO. 212-002 AND PSD403 SEQ. NO. 212-001.	A		76.00	3,802,685		76.00	1,369,022	
Act134/13	PSD	PSD404	2020001	LEGISLATIVE ADJUSTMENT: TRANSFER-IN FUNDS FOR UTILITIES FROM GENERAL ADMINISTRATION (PSD900/EA) TO WAIAWA CORRECTIONAL FACILITY (PSD404/EF).	REFLECTS ANNUAL INCREASE AND CURRENT UTILITY EXPENDITURES. DETAIL OF LEGISLATIVE ADJUSTMENT: ELECTRICITY (FY14: 63,147; FY15: 68,405) GAS (FY14: 32,912; FY15: 34,656) SEE PSD808 SEQ. NO. 2020-001.	A			103,061			103,061	
Act122/14	PSD	PSD405	100001	SUPPLEMENTAL REQUEST: ADD (1) POSITION FOR LAUNDRY SERVICE.	LEGISLATURE CONCURS. DETAIL OF GOVERNOR'S REQUEST: (1) LAUNDRY WORKER II WS03 (#91543V; 37,308) WORKING CONDITION DIFFERENTIAL (1,040) SEE PSD405 SEQ. NO. 10-001 AND 11-001.	A		1.00	38,348		1.00		6 months delay in hire. Position was filled.
Act134/13	PSD	PSD405	2020001	LEGISLATIVE ADJUSTMENT: TRANSFER-IN FUNDS FOR UTILITIES FROM GENERAL ADMINISTRATION (PSD900/EA) TO HAWAII COMMUNITY CORRECTIONAL CENTER (PSD405/EG).	REFLECTS ANNUAL INCREASE AND CURRENT UTILITY EXPENDITURES. DETAIL OF LEGISLATIVE ADJUSTMENT: ELECTRICITY (FY14: 124,046; FY15: 132,191) GAS (FY14: 39,553; FY15: 41,483) WATER (FY14: 25,679; FY15: 27,171) SEE PSD808 SEQ. NO. 2020-001.	A			200,845			149,490	
Act122/14	PSD	PSD406	100001	SUPPLEMENTAL REQUEST: ADD FUNDS FOR THE REPLACEMENT OF CENTRAL BUILDING EMERGENCY EXIT DOORS.	LEGISLATURE CONCURS. DETAIL OF GOVERNOR'S REQUEST: (14) STEEL SECURITY EXIT DOORS (8,929 EACH) NON-RECURRING.	A			125,000				Project Contracted with DAGS Funds to be expended in the 2nd half of FY 15

Department of Public Safety
FY15 Appropriation Status

Table 21

Act/Year	Dept	ProgID	SeqNo	Description	Comments	MOF	FY15 Appropriation			Amount used as of December 1			Comments	
							Temp Pos.	Perm. Pos.	Amount	Temp Pos.	Perm. Pos.	Amount		
Act122/14	PSD	PSD406	101001	SUPPLEMENTAL REQUEST: ADD FUNDS FOR THE REPLACEMENT OF VEHICLE GATE OPERATING SYSTEMS.	LEGISLATURE CONCURS. DETAIL OF GOVERNOR'S REQUEST: (3) VEHICLE GATES OPERATING SYSTEMS (30,000 EACH) NON-RECURRING.	A		-	90,000				Project Contracted with DAGS Funds to be expended in the 2nd half of FY 15	
Act134/13	PSD	PSD406	2020001	LEGISLATIVE ADJUSTMENT: TRANSFER-IN FUNDS FOR UTILITIES FROM GENERAL ADMINISTRATION (PSD900/EA) TO MAUI COMMUNITY CORRECTIONAL CENTER (PSD406/EH).	REFLECTS ANNUAL INCREASE AND CURRENT UTILITY EXPENDITURES. DETAIL OF LEGISLATIVE ADJUSTMENT: ELECTRICITY (FY14: 298,071; FY15: 311,168) GAS (FY14: 54,369; FY15: 56,598) WATER (FY14: 33,523; FY15: 35,445) SEWER (FY14: 46,565; FY15: 48,769) SEE PSD808 SEQ. NO. 2020-001.	A		-	451,980			451,980		
Act122/14	PSD	PSD407	100001	SUPPLEMENTAL REQUEST: ADD (10) POSITIONS AND FUNDS FOR HOSPITAL/SUICIDE WATCH ADULT CORRECTIONS OFFICERS POSTS.	LEGISLATURE DOES NOT CONCUR. REDUCE (4) ADULT CORRECTIONS OFFICERS III AND \$96,864 FOR SALARY, AND \$7,108 FOR WORKING CONDITIONAL DIFFERENTIAL, UNIFORM ALLOWANCE, AND ADULT CORRECTIONS OFFICER UNIFORM AND EQUIPMENT. DESIGNATE \$6,750 AS "NON-RECURRING." DETAIL OF ADJUSTED GOVERNOR'S REQUEST: (6) ADULT CORRECTIONS OFFICERS III CO06 (24,216 EACH) WORKING CONDITIONAL DIFFERENTIAL (520 EACH) UNIFORM ALLOWANCE (132 EACH) ADULT CORRECTIONS OFFICER UNIFORM AND EQUIPMENT (6,750) \$11,250 NON-RECURRING. 6-MONTH DELAY IN HIRE.	A		6.00	155,958			6.00		6 months delay in hire. Positions already established and filled awaiting Basic Corrections Training (BCT).

Department of Public Safety
FY15 Appropriation Status

Table 21

Act/Year	Dept	ProgID	SeqNo	Description	Comments	MOF	FY15 Appropriation			Amount used as of December 1			Comments
							Temp Pos.	Perm. Pos.	Amount	Temp Pos.	Perm. Pos.	Amount	
Act122/14	PSD	PSD407	102001	SUPPLEMENTAL REQUEST: ADD FUNDS FOR CONSTRUCTION OF INDIVIDUAL RECREATION AREAS.	LEGISLATURE CONCURS. FUNDING FOR MATERIALS AND FABRICATION OF SECURE INDIVIDUAL RECREATION AREAS IN THE MAXIMUM CONTROL UNIT. MATERIALS REQUIRED INCLUDE CONCRETE WITH REINFORCED STEEL BARS, GALVANIZED PIPES, GATE HARDWARE, SECURITY SCREENING, AND ROOFING MATERIALS: DETAIL OF GOVERNOR'S REQUEST: CONCRETE WITH REINFORCED STEEL BARS (17,000) 6" ANCHOR GALVANIZED PIPES (20,000) GATE HARDWARE - HINGES, HASPS, ETC. (6,000) 1/4" SECURITY SCREENING (40,000) ROOFING MATERIAL AND HARDWARE (7,000) NON-RECURRING.	A		-	90,000			90,000	Funds encumbered
Act122/14	PSD	PSD407	103001	SUPPLEMENTAL REQUEST: ADD FUNDS FOR EQUIPMENT AND SUPPLIES TO MAINTAIN CLOSED CIRCUIT TELEVISION SURVEILLANCE SYSTEM.	LEGISLATURE CONCURS. DETAIL OF GOVERNOR'S REQUEST: (1) LAUMAKA WORK FURLOUGH CENTER DIGITAL RECORDING DEVICE (6,000) (1) LAUMAKA WORK FURLOUGH CENTER 16 CAMERA (9,000) (1) WIRING, INSTALLATION, CONDUITS, AND CLAMPS (15,000) (20) REPLACEMENT OF EXISTING PTZ INCLUDING INSTALLATION (1,200 EACH) (56) REPLACEMENT OF EXISTING CAMERA INCLUDING INSTALLATION (600 EACH) INSTALL, WIRING, FIBER OPTIC CABLES, AND CONNECTION (27,400) NON-RECURRING.	A		-	115,000			115,000	Funds encumbered.
Act122/14	PSD	PSD407	2020001	LEGISLATIVE ADJUSTMENT: TRANSFER-IN FUNDS FROM GENERAL ADMINISTRATION (PSD900/EA) TO OAHU COMMUNITY CORRECTIONAL CENTER (PSD407) FOR PREVENTIVE MAINTENANCE.	DETAIL OF LEGISLATIVE ADJUSTMENT: CONTRACT FOR PREVENTIVE MAINTENANCE (265,321) SEE PSD900 SEQ. NO. 2020-001.	A		-	265,321			110,550	Program pays on a monthly basis
Act134/13	PSD	PSD407	2020001	LEGISLATIVE ADJUSTMENT: TRANSFER-IN FUNDS FOR UTILITIES FROM GENERAL ADMINISTRATION (PSD900/EA) TO OAHU COMMUNITY CORRECTIONAL CENTER (PSD407/EC).	REFLECTS ANNUAL INCREASE AND CURRENT UTILITY EXPENDITURES. DETAIL OF LEGISLATIVE ADJUSTMENT: ELECTRICITY (FY14: 648,399; FY15: 682,067) GAS (FY14: 221,945; FY15: 232,520) WATER (FY14: 85,598; FY15: 89,283) SEWER (FY14: 399,875; FY15: 412,550) SEE PSD808 SEQ. NO. 2020-001.	A		-	1,416,420			885,435	Funds encumbered or expended by PSD 407 OCCC as of October 31, 2014

Department of Public Safety
FY15 Appropriation Status

Table 21

Act/Year	Dept	ProgID	SeqNo	Description	Comments	MOF	FY15 Appropriation			Amount used as of December 1			Comments	
							Temp Pos.	Perm. Pos.	Amount	Temp Pos.	Perm. Pos.	Amount		
Act134/13	PSD	PSD408	90001	EXECUTIVE REQUEST: ADD (5) POSITIONS AND FUNDS FOR SECURITY IN MODULE C UNIT.	LEGISLATURE CONCURS. DETAIL OF GOVERNOR'S REQUEST: (5) ADULT CORRECTIONS OFFICER III CO6 (FY14: 23,466; FY15: 46,932 EACH)	A		5.00	235,860			5.00	235,860	Positions Filled
Act122/14	PSD	PSD408	100001	SUPPLEMENTAL REQUEST: ADD FUNDS FOR SURVEILLANCE CAMERAS.	LEGISLATURE CONCURS. DETAIL OF GOVERNOR'S REQUEST: (10) SECURITY CAMERAS (4,000 EACH) NON-RECURRING.	A			40,000				40,000	Funds encumbered.
Act122/14	PSD	PSD408	101001	SUPPLEMENTAL REQUEST: ADD FUNDS FOR FIRE ALARM PANEL.	LEGISLATURE CONCURS. DETAIL OF GOVERNOR'S REQUEST: (1) FIRE ALARM PANEL (25,000) NON-RECURRING.	A			25,000				25,000	Funds encumbered.
Act134/13	PSD	PSD408	2020001	LEGISLATIVE ADJUSTMENT: TRANSFER-IN FUNDS FOR UTILITIES FROM GENERAL ADMINISTRATION (PSD900/EA) TO KAUAI COMMUNITY CORRECTIONAL CENTER (PSD408/EI).	REFLECTS ANNUAL INCREASE AND CURRENT UTILITY EXPENDITURES. DETAIL OF LEGISLATIVE ADJUSTMENT: ELECTRICITY (FY14: 55,949; FY15: 62,132) GAS (FY14: 30,677; FY15: 32,111) WATER (FY14: 5,711; FY15: 6,621) SEWER (FY14: 7,496; FY15: 8,332) SEE PSD808 SEQ. NO. 2020-001.	A			109,196				182,280	Funds encumbered or expended by PSD 407 OCCC as of October 31, 2014
Act134/13	PSD	PSD409	2020001	LEGISLATIVE ADJUSTMENT: TRANSFER-IN FUNDS FOR UTILITIES FROM GENERAL ADMINISTRATION (PSD900/EA) TO WOMEN'S COMMUNITY CORRECTIONAL CENTER (PSD409/EK).	REFLECTS ANNUAL INCREASE AND CURRENT UTILITY EXPENDITURES. DETAIL OF LEGISLATIVE ADJUSTMENT: ELECTRICITY (FY14: 136,903; FY15: 146,085) GAS (FY14: 13,704; FY15: 16,078) WATER (FY14: 6,663; FY15: 7,307) SEWER (FY14: 42,049; FY15: 44,060) SEE PSD808 SEQ. NO. 2020-001.	A			213,530				213,530	
Act134/13	PSD	PSD410	90001	EXECUTIVE REQUEST: ADD (5) POSITIONS FOR INTAKE SCREENING.	LEGISLATURE CONCURS. PER ACT 139, SLH2012. DETAIL OF GOVERNOR'S REQUEST: (4) SOCIAL WORK/HUMAN SERVICES PROFESSIONAL SR22E (FY14: 24,661; FY15: 49,332 EACH) (1) SOCIAL SERVICE ASSISTANT SR11C (FY14: 15,606; FY15: 31,212) WORKING CONDITION DIFFERENTIAL (FY14: 520; FY15: 1,040 EACH) SEE PSD410 SEQ. NO. 20-001.	A		5.00	228,540			5.00	228,540	
Act134/13	PSD	PSD410	2020001	LEGISLATIVE ADJUSTMENT: TRANSFER-IN FUNDS FOR UTILITIES FROM GENERAL ADMINISTRATION (PSD900/EA) TO INTAKE SERVICE CENTERS (PSD410/EU).	REFLECTS ANNUAL INCREASE AND CURRENT UTILITY EXPENDITURES. DETAIL OF LEGISLATIVE ADJUSTMENT: ELECTRICITY (FY14: 6,414; FY15: 7,227) SEE PSD808 SEQ. NO. 2020-001.	A			7,227				7,227	

Department of Public Safety
 FY15 Appropriation Status

Table 21

Act/Year	Dept	ProgID	SeqNo	Description	Comments	MOF	FY15 Appropriation			Amount used as of December 1			Comments
							Temp Pos.	Perm. Pos.	Amount	Temp Pos.	Perm. Pos.	Amount	
Act134/13	PSD	PSD420	91001	EXECUTIVE REQUEST: ADD FUNDS FOR FOOD SUPPLIES.	LEGISLATURE CONCURS. PROVIDES FUNDING FOR (8) CORRECTIONAL FACILITIES FOOD SERVICE UNITS.	A			946,751			946,751	
Act134/13	PSD	PSD420	212004	GOVERNOR'S MESSAGE (2/12/13): TRANSFER-IN FUNDS FOR PROGRAM SERVICES STAFF AT KULANI CORRECTIONAL FACILITY FROM NON-STATE FACILITIES (PSD808/EM) TO CORRECTIONS PROGRAM SUPPORT DIVISION (PSD420/CP).	LEGISLATURE CONCURS. PER ACT 139, SLH2012. DETAIL OF GOVERNOR'S REQUEST: (1) INSTITUTIONAL FOOD SVC MGR III F208 (FY14: 25,518; FY15: 51,036) (1) COOK II BC08 (FY14: 20,796; FY15: 41,592) (3) COOK III WS08 (FY14: 22,254; FY15: 44,508 EACH) (1) LIBRARIAN III SR20 (FY15: 45,576) (1) CORRECTIONS EDUCATION SUPERVISOR I SR22 (FY15: 49,344) (1) CORRECTIONS EDUCATION SPECIALIST III SR20 (FY15: 45,576) (2) SUBSTANCE ABUSE SPECIALIST IV SR22 (FY15: 49,344 EACH) FREIGHT (FY14: 8,000) TRAVEL (FY14: 1,500) FOOD SERVICE EQUIPMENT (FY14: 123,973) EDUCATIONAL SERVICES EQUIPMENT (FY14: 281,400) LIBRARY SERVICES EQUIPMENT (FY14: 129,500) SUBSTANCE ABUSE EQUIPMENT (FY14: 5,000) SEE PSD808 SEQ. NO. 212-002 AND PSD 420 SEQ. NO. 212-005.	A			465,336			465,336	

Department of Public Safety
FY15 Appropriation Status

Table 21

Act/Year	Dept	ProgID	SeqNo	Description	Comments	MOF	FY15 Appropriation			Amount used as of December 1			Comments
							Temp Pos.	Perm. Pos.	Amount	Temp Pos.	Perm. Pos.	Amount	
Act134/13	PSD	PSD420	212005	GOVERNOR'S MESSAGE (2/12/13): ADD (10) POSITIONS FOR PROGRAM SERVICES AT KULANI CORRECTIONAL FACILITY.	LEGISLATURE CONCURS. PER ACT 139, SLH2012. DETAIL OF GOVERNOR'S REQUEST: (1) INSTITUTIONAL FOOD SVC MGR III F208 (FY14: 25,518; FY15: 51,036) (1) COOK II BC08 (FY14: 20,796; FY15: 41,592) (3) COOK III WS08 (FY14: 22,254; FY15: 44,508 EACH) (1) LIBRARIAN III SR20 (FY15: 45,576) (1) CORRECTIONS EDUCATION SUPERVISOR I SR22 (FY15: 49,344) (1) CORRECTIONS EDUCATION SPECIALIST III SR20 (FY15: 45,576) (2) SUBSTANCE ABUSE SPECIALIST IV SR22 (FY15: 49,344 EACH) FREIGHT (FY14: 8,000) TRAVEL (FY14: 1,500) FOOD SERVICE EQUIPMENT (FY14: 123,973) EDUCATIONAL SERVICES EQUIPMENT (FY14: 281,400) LIBRARY SERVICES EQUIPMENT (FY14: 129,500) SUBSTANCE ABUSE EQUIPMENT (FY14: 5,000) SEE PSD808 SEQ. NO. 212-002 AND PSD420 SEQ. NO. 212-004.	A		10.00			10.00		All positions filled or in the process of recruitment. Only 1 Substance Abuse Specialist IV is vacant due to failing the suitability process. Substance Abuse branch is in the process of recruitment.
Act134/13	PSD	PSD421	90001	EXECUTIVE REQUEST: ADD (2) POSITIONS FOR NURSING STAFF COVERAGE.	LEGISLATURE CONCURS. PROVIDES FOR POSITIONS AT HALE NANI FACILITY. DETAIL OF GOVERNOR'S REQUEST: (2) REGISTERED NURSE III SR20D BU09 (FY14: 37,164; FY15: 74,328 EACH) WORKING CONDITIONS DIFFERENTIAL (FY14: 480; FY15: 960 EACH) NIGHT DIFFERENTIAL (FY14: 960; FY15: 1,920 EACH)	A		2.00	154,416		2	154,416	Position filled

Department of Public Safety
FY15 Appropriation Status

Table 21

Act/Year	Dept	ProgID	SeqNo	Description	Comments	MOF	FY15 Appropriation			Amount used as of December 1			Comments	
							Temp Pos.	Perm. Pos.	Amount	Temp Pos.	Perm. Pos.	Amount		
Act122/14	PSD	PSD421	100001	SUPPLEMENTAL REQUEST: ADD (21) POSITIONS AND FUNDS FOR MENTAL HEALTH TREATMENT AT VARIOUS CORRECTIONAL FACILITIES.	LEGISLATURE DOES NOT CONCUR: REDUCE (1) REC SPEC II AND \$21,912 FOR SALARY. FOR COMPLIANCE AT CORRECTIONAL FACILITIES (OTHER THAN OCCC) WITH THE NATIONAL STANDARDS OF MENTAL HEALTHCARE TREATMENT PURSUANT TO SETTLEMENT AGREEMENT WITH U.S. DEP. OF JUSTICE. DETAIL OF ADJUSTED GOVERNOR'S REQUEST: (1) PSYCH VIII (WCCC SECTION ADMIN SR EXEMPT) (40,000) (3.5) PSYCH VII (SR EXEMPT) (35,000 EACH) (1.5) PSYCH VI (SR EXEMPT) (30,000 EACH) (1) OCCUP THERAPIST V SR24 (30,012) (1) OCCUP THERAPIST III SR20 (25,656) (1) HUMAN SERVICES PROF VI SR26 (33,744) (1) HUMAN SERVICES PROF V SR24 (31,212) (1) HUMAN SERVICES PROF V.(UPGRADE FROM IV, ONLY) (3,000) (3) HUMAN SERVICES PROF IV SR22 (27,750 EACH) (2) SECRETARY I SR12 (18,234 EACH) (2) OFFICE ASSIST III SR08 (15,618 EACH)	A		20.00	786,718		20.00		6 months delay in hire. Re-organization was completed and positions were established. Positions in Active Recruitment.	
Act134/13	PSD	PSD421	212002	GOVERNOR'S MESSAGE (2/12/13): TRANSFER-IN FUNDS FOR HEALTH CARE STAFF AT KULANI CORRECTIONAL FACILITY FROM NON-STATE FACILITIES (PSD808/EM) TO HEALTH CARE DIVISION (PSD421/HC).	LEGISLATURE CONCURS. PER ACT139, SLH2012. DETAIL OF GOVERNOR'S REQUEST: (1) REGISTERED NURSE IV SR22 (FY15: 81,972) (2) REGISTERED NURSE III SR 20 (FY15: 74,328 EACH) (1) SOCIAL WORKER IV SR 22 (FY15: 49,332) SEE PSD808 SEQ. NO. 212-002 AND PSD421 SEQ. NO. 212-003.	A			279,960			116650		
Act134/13	PSD	PSD421	212003	GOVERNOR'S MESSAGE (2/12/13): ADD (4) POSITIONS FOR HEALTH CARE STAFF AT KULANI CORRECTIONAL FACILITY.	LEGISLATURE CONCURS. PER ACT139, SLH2012. DETAIL OF GOVERNOR'S REQUEST: (1) REGISTERED NURSE IV SR22 (FY15: 81,972) (2) REGISTERED NURSE III SR 20 (FY15: 74,328 EACH) (1) SOCIAL WORKER IV SR 22 (FY15: 49,332) SEE PSD808 SEQ. NO. 212-002 AND PSD421 SEQ. NO. 212-002.	A		4.00	279,960		4.00		116650	

Department of Public Safety
FY15 Appropriation Status

Table 21

Act/Year	Dept	ProgID	SeqNo	Description	Comments	MOF	FY15 Appropriation			Amount used as of December 1			Comments
							Temp Pos.	Perm. Pos.	Amount	Temp Pos.	Perm. Pos.	Amount	
Act134/13	PSD	PSD502	90001	EXECUTIVE REQUEST: ADD (2) POSITIONS AND FUNDS FOR IMPLEMENTATION OF NARCOTICS ENFORCEMENT DIVISION'S ADMINISTRATIVE PENALTY PROGRAM.	LEGISLATURE CONCURS. PROVIDES FOR INSPECTIONS AND INVESTIGATIONS OF CONTROLLED SUBSTANCES REGISTRANTS' RECORDS AND COMPLIANCE WITH THE HAWAII UNIFORM CONTROLLED SUBSTANCES ACT AND ADMINISTRATIVE RULES. DETAIL OF GOVERNOR'S REQUEST: (2) INVESTIGATOR V SR24 (FY14: 41,625; FY15: 55,500 EACH) OTHER PERSONAL SERVICES (FY14: 2,775; FY15: 5,550 EACH) FRINGE BENEFITS (FY14: 17,499; FY15: 23,332 EACH) OPERATING EQUIPMENT (FY14: 4,775; FY15: 2,000) EQUIPMENT (FY14: 10,180)	W		2.00	170,764		2.00		
Act134/13	PSD	PSD503	91001	EXECUTIVE REQUEST: ADD FUNDS FOR TRAVEL EXPENSES FOR EXECUTIVE PROTECTION.	LEGISLATURE CONCURS. FUNDING FOR UNBUDGETED COST IMPACTING OPERATIONAL FUNDS. DETAIL OF GOVERNOR'S REQUEST: OUT-OF-STATE TRAVEL - AIRFARE (40,000) INTRA-STATE TRAVEL - AIRFARE (45,000) OUT-OF-STATE PER DIEM (75,000) INTRA-STATE PER DIEM (27,000)	A			187,600			187,600	
Act134/13	PSD	PSD503	92001	EXECUTIVE REQUEST: ADD (8) POSITIONS AND FUNDS FOR SECURITY IN THE FIRST CIRCUIT COURT (OAHU).	LEGISLATURE DOES NOT CONCUR. REDUCES (4) DEPUTY SHERIFF II SR18 (FY14: 22,206; FY15: 44,412 EACH), (4) OVERTIME AND HOLIDAY PAY (FY14: 2,220.63; FY15: 4,441.25 EACH), (4) MEALS (FY14: 520; FY15: 1,040), (4) NIGHT DIFFERENTIAL (FY14: 1,144; FY15: 2,288), (4) WEAPON ALLOWANCE (FY14: 840; FY15: 1,680), (4) UNIFORM ALLOWANCE (FY14: 480; FY15: 960), (4) OTHER OPERATING SUPPLIES (FY14: 4,972; FY15: 9,944), (4) EQUIPMENT (FY14: 22,944). POSITION DISTRIBUTION: (3) OAHU SUPREME COURT, (1) EWA COURT, (1) WAHIAWA COURT, (3) KANEHOE COURT. DETAIL OF GOVERNOR'S REQUEST: (8) DEPUTY SHERIFF II SR18 (FY14: 22,206; FY15: 44,412 EACH) (8) OVERTIME AND HOLIDAY PAY (FY14: 2,220.63; FY15: 4,441.25 EACH) MEALS (FY14: 1,040; FY15: 2,080) NIGHT DIFFERENTIAL (FY14: 2,288; FY15: 4,576) WEAPON ALLOWANCE (FY14: 1,680; FY15: 3,360) UNIFORM ALLOWANCE (FY14: 960; FY15: 1,920)	A		4.00	211,325		4.00	211,325	All positions filled or in the process of recruitment.

Department of Public Safety
FY15 Appropriation Status

Table 21

Act/Year	Dept	ProgID	SeqNo	Description	Comments	MOF	FY15 Appropriation			Amount used as of December 1			Comments
							Temp Pos.	Perm. Pos.	Amount	Temp Pos.	Perm. Pos.	Amount	
Act134/13	PSD	PSD503	92002	EXECUTIVE REQUEST: ADD (7) POSITIONS AND FUNDS FOR SECURITY IN THE THIRD CIRCUIT COURT (HAWAII).	LEGISLATURE DOES NOT CONCUR. REDUCES (2) DEPUTY SHERIFF II SR18 (FY14: 22,206; FY15: 44,412 EACH), (2) OVERTIME AND HOLIDAY PAY (FY14: 2,220.63; FY15: 4,441.25 EACH), (2) MEALS (FY14: 260; FY15: 520), (2) NIGHT DIFFERENTIAL (FY14: 572; FY15: 1,144), (2) WEAPON ALLOWANCE (FY14: 420; FY15: 840), (2) UNIFORM ALLOWANCE (FY14: 240; FY15: 480), (2) OTHER OPERATING SUPPLIES (FY14: 2,486; FY15: 4,972), (2) EQUIPMENT (FY14: 11,472). POSITION DISTRIBUTION: (3) KONA FAMILY COURT, (1) KONA DISTRICT COURT, (1) KONA CIRCUIT COURT, (1) KONA DRUG COURT, (1) SOUTH KOHALA DISTRICT/FAMILY COURT. DETAIL OF GOVERNOR'S REQUEST: (7) DEPUTY SHERIFF II SR18 (FY14: 22,206; FY15: 44,412 EACH) (7) OVERTIME AND HOLIDAY PAY (FY14: 2,220.57; FY15: 4,441.14 EACH) MEALS (FY14: 910; FY15: 1,820) NIGHT DIFFERENTIAL (FY14: 2,002; FY15: 4,004) WEAPON ALLOWANCE (FY14: 1,470; FY15: 2,940) UNIFORM ALLOWANCE (FY14: 840; FY15:	A		5.00	264,157		5.00	264,157	All positions filled or in the process of recruitment.
Act134/13	PSD	PSD503	92003	EXECUTIVE REQUEST: ADD (1) POSITION AND FUNDS FOR SECURITY IN THE SECOND COURT (MAUI).	LEGISLATURE CONCURS. DETAIL OF GOVERNOR'S REQUEST: (1) DEPUTY SHERIFF II SR18 (FY14: 22,206; FY15: 44,412) OVERTIME AND HOLIDAY PAY (FY14: 2,221; FY15: 4,441) MEALS (FY14: 130; FY15: 260) NIGHT DIFFERENTIAL (FY14: 286; FY15: 572) WEAPON ALLOWANCE (FY14: 210; FY15: 420) UNIFORM ALLOWANCE (FY14: 120; FY15: 240) OTHER OPERATING SUPPLIES (FY14: 1,243; FY15: 2,486) EQUIPMENT (FY14: 5,736)	A		1.00	52,831		1.00	52,831	All positions filled or in the process of recruitment.
Act122/14	PSD	PSD503	100001	SUPPLEMENTAL REQUEST: ADD FUNDS FOR REPLACEMENT BODY ARMOR.	LEGISLATURE CONCURS. DETAIL OF GOVERNOR'S REQUEST: (165) LEVEL II BODY ARMOR VEST (900 EACH) NON-RECURRING.	A		-	148,500		-	74,250	PSD 503, Sheriff Division has expended half (1/2) of the funds for the Body Armor. The Sheriff Division plans to expend the remaining funds in the 4th quarter.

Department of Public Safety
FY15 Appropriation Status

Table 21

Act/Year	Dept	ProgID	SeqNo	Description	Comments	MOF	FY15 Appropriation			Amount used as of December 1			Comments
							Temp Pos.	Perm. Pos.	Amount	Temp Pos.	Perm. Pos.	Amount	
Act12/14	PSD	PSD503	102001	SUPPLEMENTAL REQUEST: ADD (4) POSITIONS AND FUNDS FOR DEPUTY SHERIFFS FOR FIRST CIRCUIT COURT.	LEGISLATURE DOES NOT CONCUR. REDUCE (2) DEPUTY SHERIFFS II AND \$44,412 IN SALARY AND \$14,155 FOR OTHER PERSONAL SERVICES, OTHER CURRENT EXPENSES, AND EQUIPMENT. DESIGNATE \$5,736 AS "NON-RECURRING." FOR WAHIAWA/KANEOHE DISTRICT COURTS. DETAIL OF GOVERNOR'S REQUEST: (2) DEPUTY SHERIFF II SR18 (#91582V, #91583V; 22,206 EACH) OVERTIME (2,221 EACH) MEALS (130 EACH) NIGHT DIFFERENTIAL (286 EACH) (2) WEAPON ALLOW (210 EACH) (2) UNIFORM ALLOW (120 EACH) (2) OTHER OPERATING SUPPLIES (1,243 EACH) (3) UNIFORM CLASS A (191 EACH) (3) UNIFORM BDU (139 EACH) (1) HAT, CAMPAIGN (116) (1) UNIFORM JACKET (43) (1) BELT, SAM BROWN BASKET WEAVE (48) (1) HOLSTER FOR SMITH AND WESSON 5906 (130) (1) FIRST AID POUCH (25) (1) HANDCUFF CASE (25)	A		2.00	58,567		2.00	58,567	All positions filled or in the process of recruitment.
Act12/14	PSD	PSD503	103001	SUPPLEMENTAL REQUEST: ADD (2) POSITIONS AND FUNDS FOR DEPUTY SHERIFFS FOR THIRD CIRCUIT COURT.	LEGISLATURE CONCURS. DETAIL OF GOVERNOR'S REQUEST: (2) DEPUTY SHERIFF II SR18 (#91586V, #91587V; 22,206 EACH) OVERTIME (2,221 EACH) MEALS (130 EACH) NIGHT DIFFERENTIAL (286 EACH) (2) WEAPON ALLOWANCE (420 EACH) (2) UNIFORM ALLOWANCE (240 EACH) (2) OTHER OPERATING SUPPLIES (2,486 EACH) (6) UNIFORM, CLASS A (191 EACH) (6) UNIFORM, BDU (139 EACH) (2) HAT, CAMPAIGN (116 EACH) (2) UNIFORM JACKET (43 EACH) (2) BELT, SAM BROWN BASKET WEAVE (48 EACH) (2) HOLSTER FOR SMITH AND WESSON 5906 (130 EACH) (2) FIRST AID POUCH (25 EACH) (2) HANDCUFF CASE (25 EACH) (2) BATON HOLDER (35 EACH) (2) FLASHLIGHT HOLDER (25 EACH) (2) AMMUNITION MAGAZINE POUCH (30 EACH) (2) PORTABLE RADIO POUCH (50 EACH) (8) BELT KEEPERS (2.5 EACH)	A		2.00	64,303		2.00	64,303	Positions Filled

Department of Public Safety
FY15 Appropriation Status

Table 21

Act/Year	Dept	ProgID	SeqNo	Description	Comments	MOF	FY15 Appropriation			Amount used as of December 1			Comments
							Temp Pos.	Perm. Pos.	Amount	Temp Pos.	Perm. Pos.	Amount	
Act122/14	PSD	PSD503	104001	SUPPLEMENTAL REQUEST: ADD FUNDS FOR MAINTENANCE OF THE STATE CAPITOL CLOSED CIRCUIT TV AND SECURITY ACCESS SYSTEMS.	LEGISLATURE CONCURS. MAINTENANCE FOR THE EXISTING SYSTEM PREVIOUSLY PAID FOR BY PRIOR FEDERAL HOMELAND SECURITY GRANT. DETAIL OF GOVERNOR'S REQUEST: MAINTENANCE CONTRACT FOR CLOSED CIRCUIT TELEVISION SECURITY SYSTEM (40,000) MAINTENANCE CONTRACT FOR BIOMETRIC ACCESS CONTROL SYSTEM (10,000)	A			50,000				PSD 503, Sheriff Division is waiting on the completion of the Closed Circuit Television Renovation to award the contract to a Maintenance company to maintain the system.
Act134/13	PSD	PSD503	212001	GOVERNOR'S MESSAGE (2/12/13): ADD (3) POSITIONS AND FUNDS FOR MAUI UNIT EXECUTIVE PROTECTION.	LEGISLATURE DOES NOT CONCUR. REDUCES (1) DEPUTY SHERIFF II SR18 (44,412), OTHER PERSONAL SERVICES (15,488), OTHER CURRENT EXPENSES (6,479.33), EQUIPMENT (5,736). DETAIL OF GOVERNOR'S REQUEST: (3) DEPUTY SHERIFF II SR18 (44,412 EACH) OVERTIME AND HOLIDAY PAY (11,103 EACH) EXECUTIVE PROTECTION DETAIL (3,553 EACH) MEALS (260 EACH) NIGHT DIFFERENTIAL (572 EACH) WEAPON ALLOWANCE (420 EACH) UNIFORM ALLOWANCE (240 EACH) INTRA STATE TRAVEL (3,333.33 EACH) OTHER OPERATING SUPPLIES (2,486 EACH) EQUIPMENT (FY14: 5,736 EACH)	A		2.00	132,759		2.00	132,759	Positions Filled
Act134/13	PSD	PSD503	2020001	LEGISLATIVE ADJUSTMENT: TRANSFER-IN FUNDS FOR UTILITIES FROM GENERAL ADMINISTRATION (PSD900/EA) TO SHERIFF'S DIVISION (PSD503/CC).	REFLECTS ANNUAL INCREASE AND CURRENT UTILITY EXPENDITURES. DETAIL OF LEGISLATIVE ADJUSTMENT: ELECTRICITY (FY14: 14,311; FY15: 14,860) SEWER (FY14: 157; FY15: 160) SEE PSD808 SEQ. NO. 2020-001.	A			15,020			10,591	Funds Expended or encumbered for utilities as of October 31, 2014
Act134/13	PSD	PSD612	90001	EXECUTIVE REQUEST: ADD (2) POSITIONS FOR SERVICE IN PAROLE POPULATION.	LEGISLATURE CONCURS. PER ACT 139, SLH2012. FUNDING FOR POSITIONS AT KONA AND KAUAI LOCATIONS. DETAIL OF GOVERNOR'S REQUEST: (2) PAROLE OFFICER IV SR22E (FY14: 24,666; FY15: 49,332 EACH) PROFESSIONAL EQUIPMENT (4,360 EACH) SEE PSD612 SEQ. NO. 21-001.	A		2.00	98,664		2.00	98,664	Position filled
Act134/13	PSD	PSD612	2020001	LEGISLATIVE ADJUSTMENT: TRANSFER-IN FUNDS FOR UTILITIES FROM GENERAL ADMINISTRATION (PSD900/EA) TO HAWAII PAROLING AUTHORITY SUPERVISION AND COUNSELING (PSD612/BB).	REFLECTS ANNUAL INCREASE AND CURRENT UTILITY EXPENDITURES. DETAIL OF LEGISLATIVE ADJUSTMENT: ELECTRICITY (FY14: 5,485; FY15: 5,772) SEE PSD808 SEQ. NO. 2020-001.	A			5,772			5,390	

Department of Public Safety
FY15 Appropriation Status

Table 21

Act/Year	Dept	ProgID	SeqNo	Description	Comments	MOF	FY15 Appropriation			Amount used as of December 1			Comments
							Temp Pos.	Perm. Pos.	Amount	Temp Pos.	Perm. Pos.	Amount	
Act134/13	PSD	PSD900	91001	EXECUTIVE REQUEST: ADD (1) POSITION AND FUNDS FOR FAMILY MEDICAL LEAVE ACT APPLICATIONS PROCESSING.	LEGISLATURE CONCURS. DETAIL OF GOVERNOR'S REQUEST: (1) PERSONNEL TECHNICIAN VI SR15 STEP-E (FY14: 18,128; FY15: 36,516) EQUIPMENT (FY14: 4,490)	A		1.00	36,516		1.00	36,516	This position is filled.
Act134/13	PSD	PSD900	100001	EXECUTIVE REQUEST: ADD FUNDS FOR RELOCATION OF TRAINING FACILITY.	LEGISLATURE CONCURS. MOVING COSTS ESTIMATED BY THE DEPARTMENT OF ACCOUNTING AND GENERAL SERVICES AT \$2-\$3 PER SQUARE FOOT. OFFICE SPACE REQUIREMENTS ARE 25,000 SQUARE FEET. DETAIL OF GOVERNOR'S REQUEST: OFFICE SPACE (900,000) PRIVATE MOVING COMPANY COST ESTIMATE (FY14: 22,000).	A			900,000			900,000	
Act134/13	PSD	PSD900	101001	EXECUTIVE REQUEST: ADD FUNDS FOR COMMON AREA MAINTENANCE FEE.	LEGISLATURE CONCURS. OFFICE OF HAWAIIAN AFFAIRS ASSESSED A FEE FOR COMMON AREA MAINTENANCE AT THE ARMY, AIR FORCE EXCHANGE SERVICES BUILDING LOCATED AT 919 ALA MOANA BOULEVARD.	A			312,160			312,160	
Act122/14	PSD	PSD900	103001	SUPPLEMENTAL REQUEST: ADD (1) POSITION AND FUNDS FOR INVESTIGATOR FOR INTERNAL AFFAIRS.	LEGISLATURE CONCURS. FUNDING FOR RESTORED POSITION FROM PSD900 (GENERAL ADMINISTRATION). DETAIL OF GOVERNOR'S REQUEST: (1) INVESTIGATOR V SR24 (#38664; 62,424) SEE PSD900 SEQ. NO. 60-001.	A		1.00	62,424		1.00	-	Active Recruitment
Act122/14	PSD	PSD900	104001	SUPPLEMENTAL REQUEST: ADD (3) POSITIONS AND FUNDS FOR LITIGATION COORDINATION OFFICE.	LEGISLATURE CONCURS. FUNDING FOR RESTORED POSITIONS FROM PSD900 (GENERAL ADMINISTRATION). DETAIL OF GOVERNOR'S REQUEST: (1) OFFICE ASSISTANT IV SR10 (#118821; 33,720) (2) GENERAL PROFESSIONAL V SR24 (#116922, #116924; 62,424 EACH) SEE PSD900 SEQ. NO. 60-001.	A		3.00	158,568		3.00	-	Active Recruitment

Department of Public Safety
FY15 Appropriation Status

Table 21

Act/Year	Dept	ProgID	SeqNo	Description	Comments	MOF	FY15 Appropriation			Amount used as of December 1			Comments
							Temp Pos.	Perm. Pos.	Amount	Temp Pos.	Perm. Pos.	Amount	
Act122/14	PSD	PSD900	105001	SUPPLEMENTAL REQUEST: ADD FUNDS FOR STATEWIDE AUTOMATED VICTIM INFORMATION AND NOTIFICATION SYSTEM (SAVIN).	LEGISLATURE DOES NOT CONCUR. REDUCE \$400,000 FOR STATEWIDE AUTOMATED VICTIM INFORMATION AND NOTIFICATION SYSTEM EXPENDITURE CEILING. ACT 190, SLH2012 ESTABLISHED SAVIN SPECIAL FUND. DETAIL OF ADJUSTED GOVERNOR'S REQUEST: STATEWIDE AUTOMATED VICTIM INFORMATION AND NOTIFICATION SYSTEM EXPENDITURE CEILING - ACT 190, SLH 2012	B		-	200,000			126,280	Request was to establish a ceiling.
Act134/13	PSD	PSD900	212002	GOVERNOR'S MESSAGE (2/12/13): TRANSFER-IN FUNDS FOR (1) POSITION TO TRAIN CORRECTIONAL STAFF AT KULANI CORRECTIONAL FACILITY FROM NON-STATE FACILITIES (PSD808/EM) TO GENERAL ADMINISTRATION (PSD900/EA).	LEGISLATURE DOES NOT CONCUR. PER ACT139, SLH2012. DETAIL OF GOVERNOR'S REQUEST: (1) ONE ADULT CORRECTION OFFICER IV (55,320) UNIFORM ALLOWANCE (FY14: 240) INTER-ISLAND TRAVEL (FY14: 9,400) PER DIEM (FY14: 14,980) OTHER TRAVEL COST (5,939) CAR RENTAL (FY14: 4,687) EQUIPMENT (FY14: 2,960) SEE PSD808 SEQ. NO. 212-002 AND PSD900 SEQ. NO. 212-003.	A		-	93,526			93,526	Position Filled.
Act134/13	PSD	PSD900	212003	GOVERNOR'S MESSAGE (2/12/13): ADD (1) POSITION FOR TRAINING OF CORRECTIONAL STAFF AT KULANI CORRECTIONAL FACILITY.	LEGISLATURE CONCURS. PER ACT139, SLH2012. DETAIL OF GOVERNOR'S REQUEST: (1) ONE ADULT CORRECTION OFFICER IV (55,320) UNIFORM ALLOWANCE (FY14: 240) INTER-ISLAND TRAVEL (FY14: 9,400) PER DIEM (FY14: 14,980) OTHER TRAVEL COST (5,939) CAR RENTAL (FY14: 4,687) EQUIPMENT (FY14: 2,960) SEE PSD808 SEQ. NO. 212-002 AND PSD900 SEQ. NO. 212-002.	A		1.00	-		1.00		Position Filled.
Act134/13	PSD	PSD900	2021001	LEGISLATIVE ADJUSTMENT: TRANSFER-IN FUNDS FOR ADMINISTRATIVE AND OPERATING COSTS FROM NON-STATE FACILITIES (PSD808/EM) TO GENERAL ADMINISTRATION (PSD900/EA)	SEE PSD808 SEQ. NO. 2020-001	A		-	2,000,000			2,000,000	This transfer was actually used to transfer out to various programs to fund the utility increase request for \$3,491,253.
Act134/13	PSD	PSD900	2090001	LEGISLATIVE ADJUSTMENT: ADD FUNDS FOR ADMINISTRATIVE AND OPERATING COSTS.		A		-	1,000,000			1,000,000	This transfer was actually used to transfer out to various programs to fund the utility increase request for \$3,491,253.
Act122/14	PSD	PSD900	2100001	LEGISLATIVE ADJUSTMENT: ADD FUNDS FOR PROGRAM COSTS.		A		-	2,000,000			1,000,000	Request for Proposals are being worked on.

Department of Public Safety
 FY15 Appropriation Status

Table 21

Act/Year	Dept	ProgID	SeqNo	Description	Comments	MOF	FY15 Appropriation			Amount used as of December 1			Comments
							Temp Pos.	Perm. Pos.	Amount	Temp Pos.	Perm. Pos.	Amount	
Act134/13	PSD	PSD900	3090001	LEGISLATIVE ADJUSTMENT: ADD FUNDS FOR PERSONAL SERVICES.		A			1,300,000			691,144	2014 Legislature did not support all our request to reinstate abolished positions, the amount was decreased to \$691,144.

Department of Public Safety
Capital Improvements Program (CIP) Requests

Table 22

<u>Prog ID</u>	<u>Prog ID</u> <u>Priority</u>	<u>Dept- Wide Priority</u>	<u>Senate District</u>	<u>Rep. District</u>	<u>Project Title</u>	<u>MOF</u>	<u>FY16 \$\$\$</u>	<u>FY17 \$\$\$</u>
PSD-900		1	TBD	TBD	Public Safety Department Capital Improvement Project	GOB	\$ 8,500,000	\$ 12,500,000

Department of Public Safety
 CIP Lapses

Table 23

<u>Prog ID</u>	<u>Act/Year of Appropriation</u>	<u>Project Title</u>	<u>MOF</u>	<u>Amount \$\$\$\$</u>	<u>Reason</u>
		None			

Department of Public Safety
Division Resources

Table 24

Division	Associated Program IDs		
ADMINISTRATION			PSD 900/EA General Administration
	Attached Agencies:		PSD 611/BA Hawaii Paroling Authority- Determination
			PSD 612/BB Hawaii Paroling Authority- Supervision and Counseling
CORRECTIONS	Institutions Division:		PSD 402/ED Halawa Correctional Facility
			PSD 403/EE Kulani Correctional Facility
			PSD 404/EF Waiawa Correctional Facility
			PSD 405/EG Hawaii Community Correctional Center
			PSD 406/EH Maui Community Correctional Center
			PSD 407/EC Oahu Community Correctional Center
			PSD 408/EI Kauai Community Correctional Center
			PSD 409/EK Women's Community Correctional Center
			PSD 808/EM Non-State Facilities
	Intake Service Center		PSD 410/EL Intake Service Centers
	Corrections Program Services Div:		PSD 420/CP Corrections Program Services
	Health Care Division:		PSD 421/HC Health Care
	Correctional Industries		PSD 422/CI Hawaii Correctional Industries
LAW ENFORCEMENT			PSD 502/CB Narcotics Enforcement Division
			PSD 503/CC Sheriffs

Department of Public Safety
Program ID Sub-Organizations

Table 25

<u>Program ID</u>	<u>Sub-Org Code</u>	<u>Name</u>	<u>Objective</u>
		None	

Department of Public Safety
Organization Changes

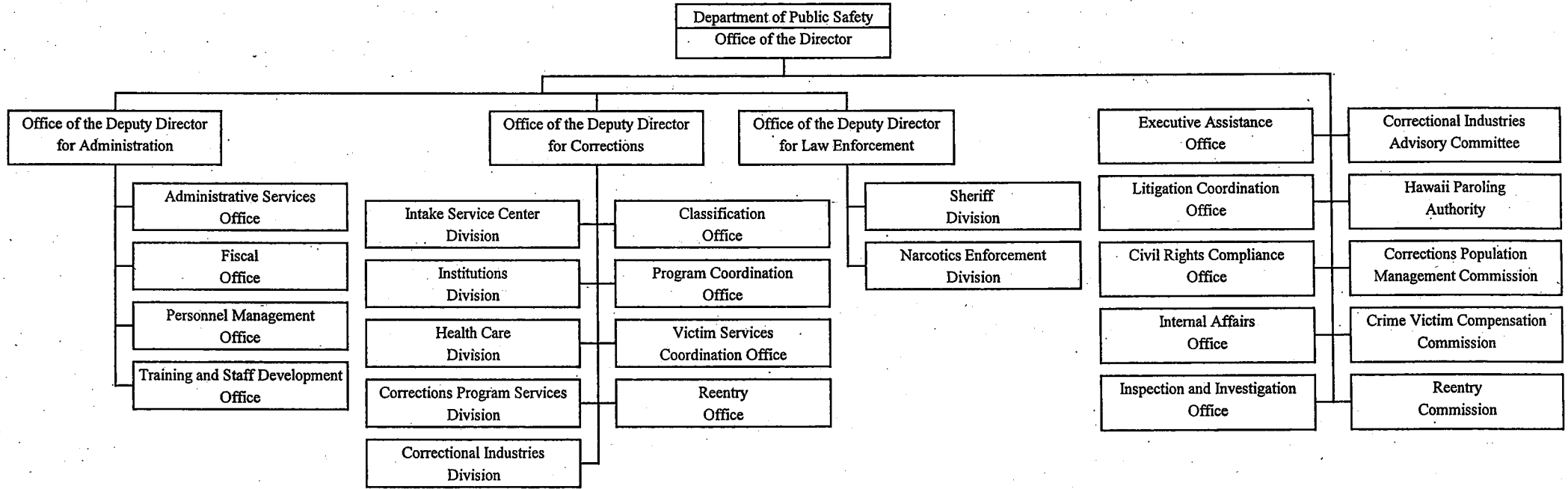
Table 26

<u>Year of Change FY15/FY16</u>	<u>Page Number</u>	<u>Description of Change</u>
<u>Year of Change FY15/FY16</u>	<u>Page Number</u>	<u>Description of Change</u>
FY15	7	HPA - Parole Officer, Position no. 121070, reassigned from Kona to Hilo Unit
FY15	9	Office Assistant IV, Position no. 120919, transfer to HCCC
FY15	9	Office Assistant IV, Position no. 120920, transfer to HCF
FY15	9	Office Assistant IV, Position no. 120954, transfer to OCCC
FY15	13	Security Officer, Position no. 121446 transferred to Fiscal as Pre-Audit Clerk I
FY15	14	Office Assistant III, Position no.120797, reassigned from Planning & Research Unit to under the BMO
FY15	25	SW/HSP, Position no. 25533, redescribed and reassigned to Corrections Supervisor I
FY15	31	SW/HSP, Position no. 118805, transferred from OISC to OCCC Operation Unit - Counseling Sub-Unit
FY15	39	SW/HSP, Position no. 118808, transferred from KISC to WCCC Offender Services Section
FY15	44	SW/HSP, Position no. 118807, transferred from MISC to MCCC Offender Services Section
FY15	47	SW/HSP, Position no. 118806, transferred from HISC to HCCC Offender Services Section
FY15	48	Janitor III, Position no. 121539, redescribed and reassigned to ACO V - Security Unit
FY15	48	ACO III, Position no. 118645, redescribed and reassigned to ACO V - Security Unit
FY15	64	Cook II, Position no. 45574, reassigned from Waiawa Food Service Section to Kulani Food Service Section.
FY15	64	Kitchen Helper, Position no. 42165, reassigned from Oahu Food Service Section to Kulani Food Service Section.
FY15	77	RN III, Position no. 119484, reassigned from Oahu Mental Health to Halawa Clinical Services Section
FY15	78	RN III, Position no. 46941, reassigned from Halawa to Oahu Clinical Services Section

STATE OF HAWAII
DEPARTMENT OF PUBLIC SAFETY

ORGANIZATION CHART

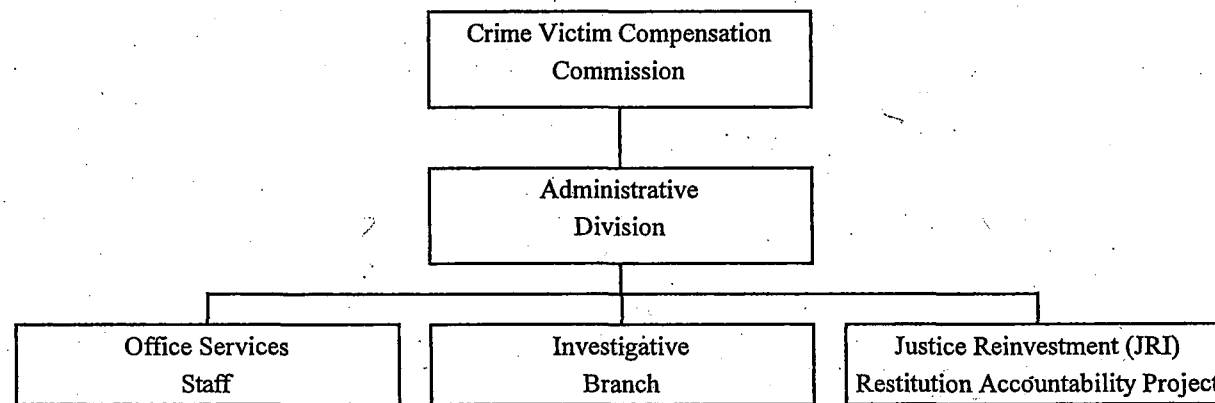
JUNE 30, 2014



**STATE OF HAWAII
DEPARTMENT OF PUBLIC SAFETY
CRIME VICTIM COMPENSATION
COMMISSION**

ORGANIZATION CHART

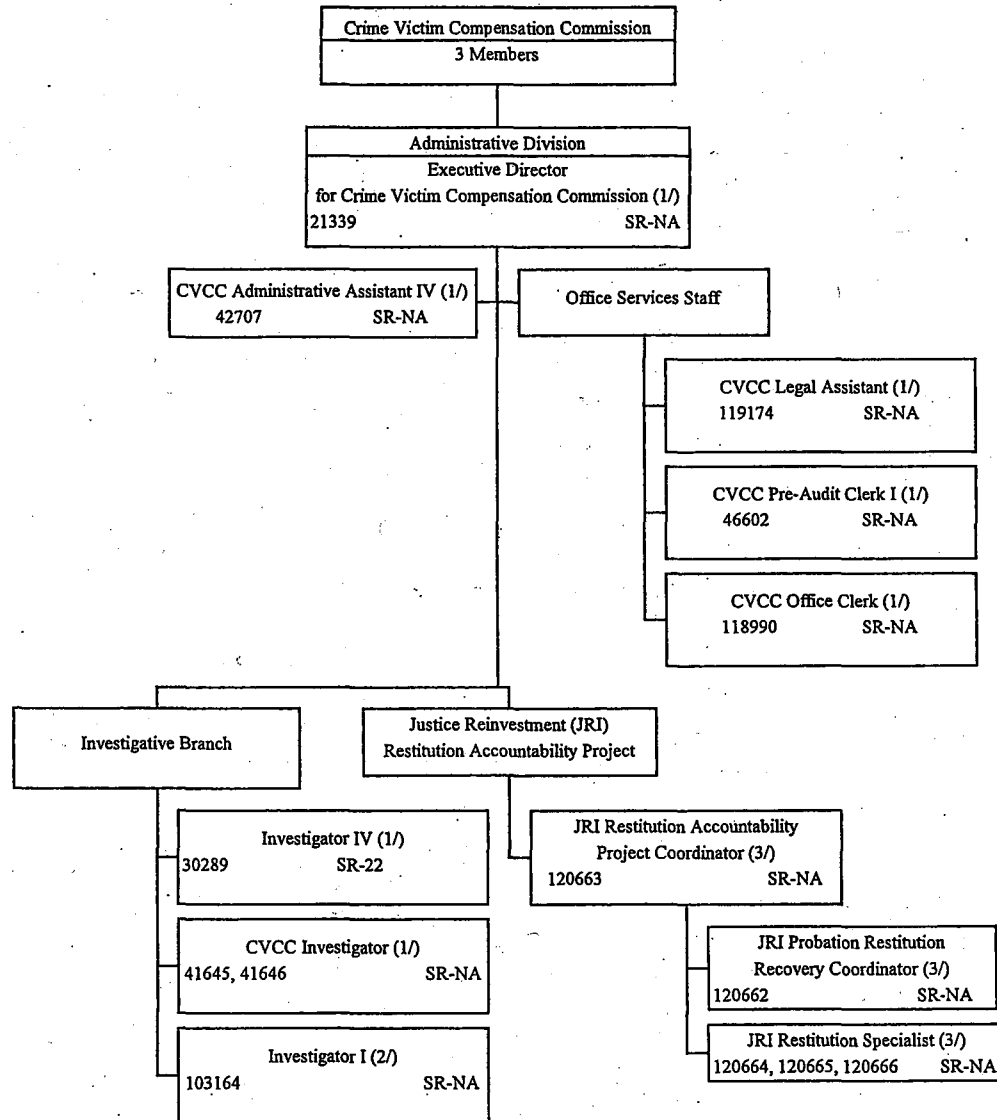
JUNE 30, 2014



STATE OF HAWAII
 DEPARTMENT OF PUBLIC SAFETY
 CRIME VICTIM COMPENSATION
 COMMISSION

POSITION ORGANIZATION CHART

JUNE 30, 2014

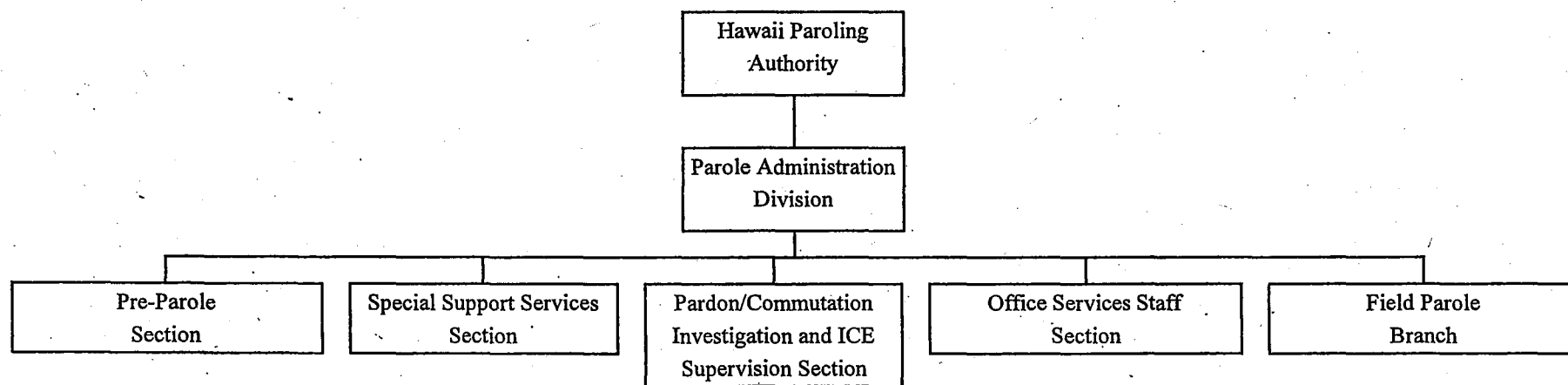


1/ Special Funded Position
 2/ Federal Funded Position
 3/ General Funded Position

**STATE OF HAWAII
DEPARTMENT OF PUBLIC SAFETY
HAWAII PAROLING AUTHORITY**

ORGANIZATION CHART

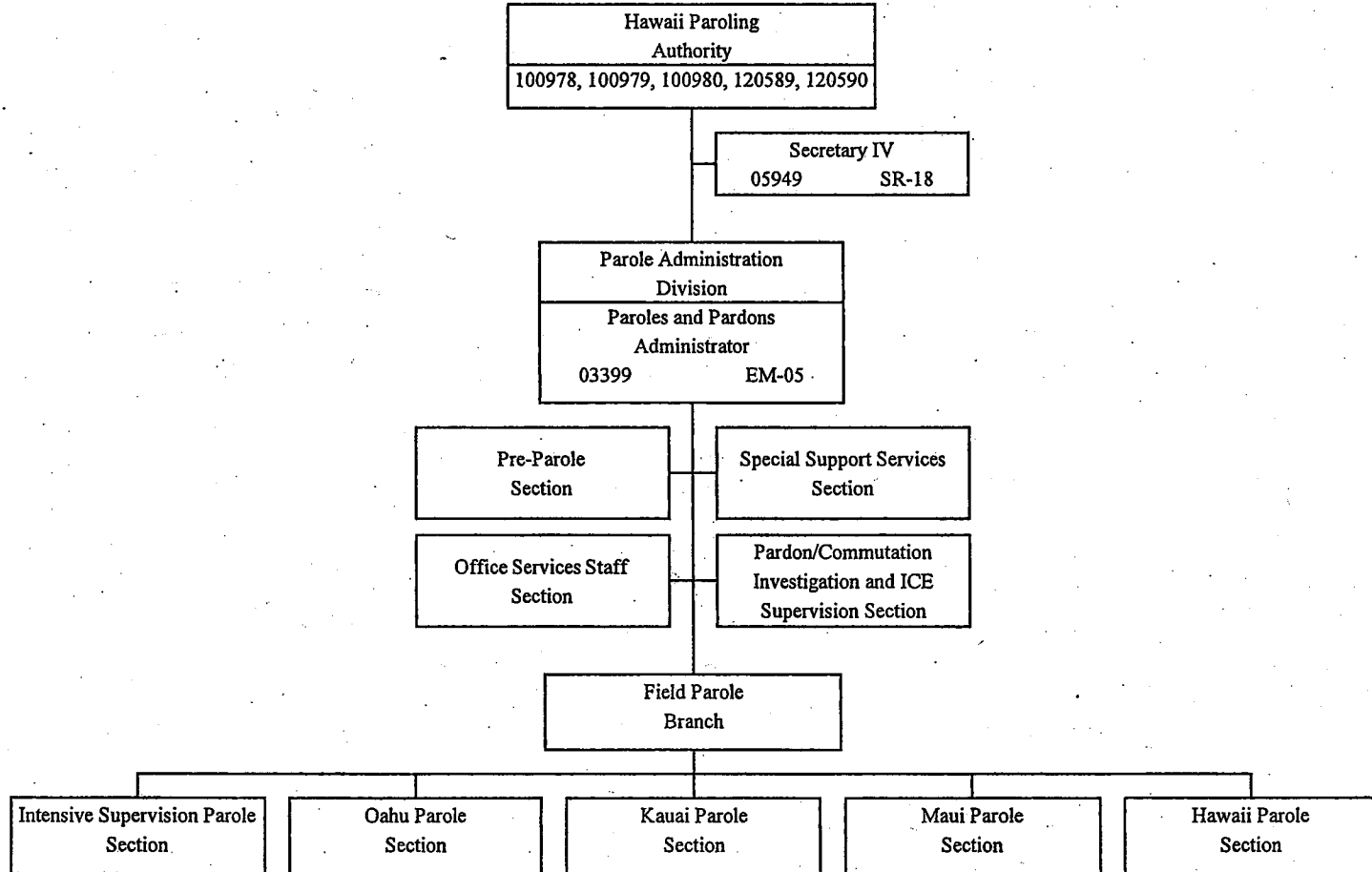
JUNE 30, 2014



STATE OF HAWAII
DEPARTMENT OF PUBLIC SAFETY
HAWAII PAROLING AUTHORITY

ORGANIZATION CHART

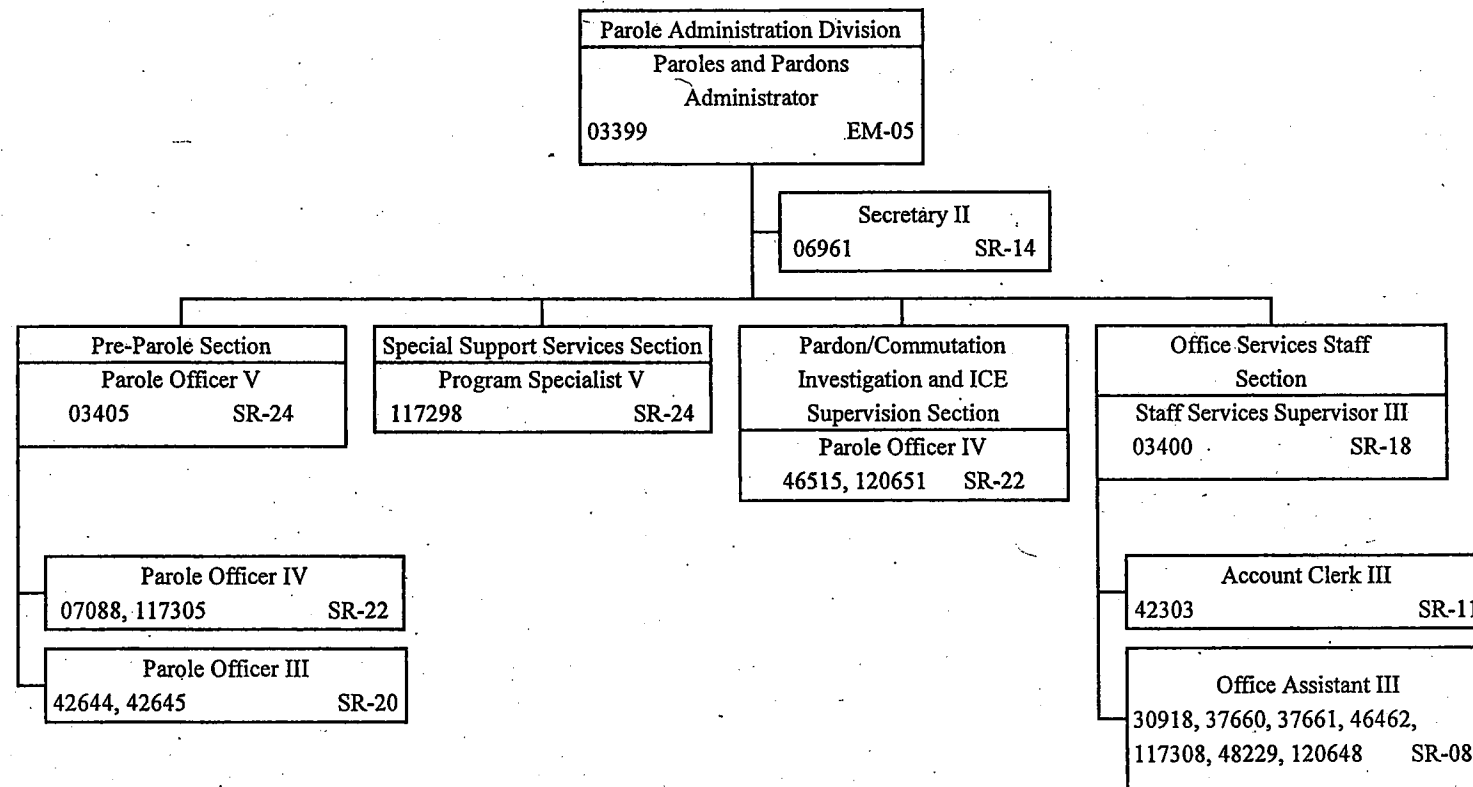
JUNE 30, 2014



STATE OF HAWAII
 DEPARTMENT OF PUBLIC SAFETY
 HAWAII PAROLING AUTHORITY
 PAROLE ADMINISTRATION DIVISION

POSITION ORGANIZATION CHART

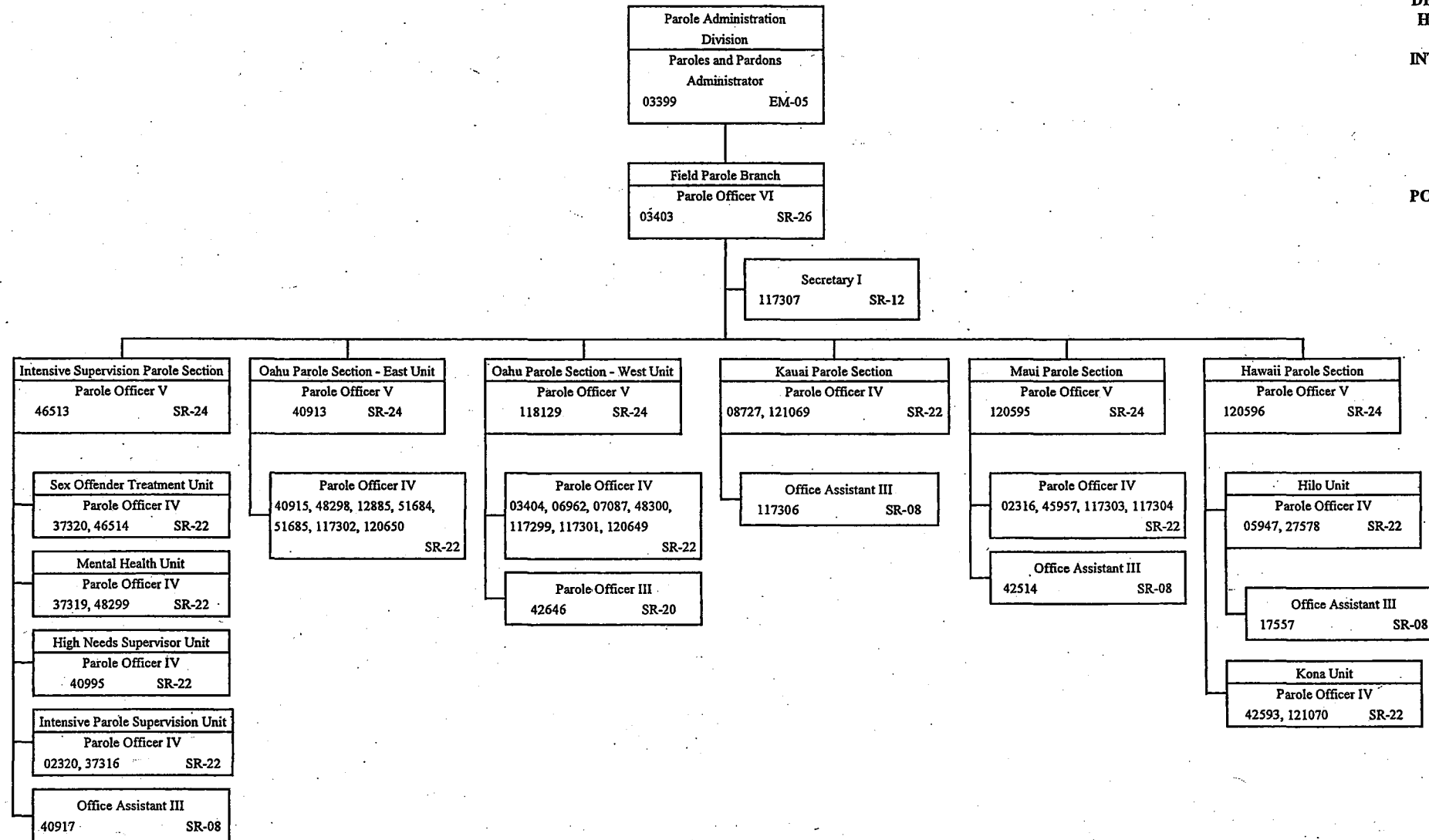
JUNE 30, 2014



STATE OF HAWAII
 DEPARTMENT OF PUBLIC SAFETY
 HAWAII PAROLING AUTHORITY
 FIELD PAROLE BRANCH
 INTENSIVE SUPERVISION PAROLE
 SECTION
 OAHU PAROLE SECTION,
 KAUAI PAROLE SECTION
 MAUI PAROLE SECTION
 HAWAII PAROLE SECTION

POSITION ORGANIZATION CHART

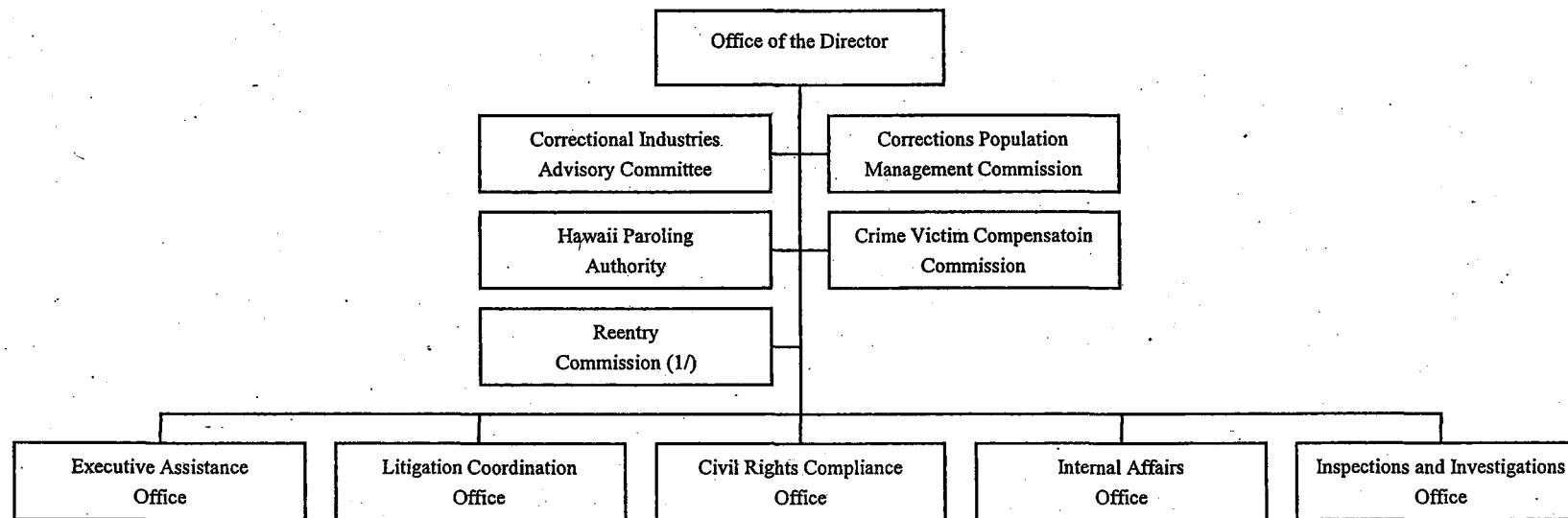
JUNE 30, 2014



STATE OF HAWAII
DEPARTMENT OF PUBLIC SAFETY
OFFICE OF THE DIRECTOR

ORGANIZATION CHART

JUNE 30, 2014

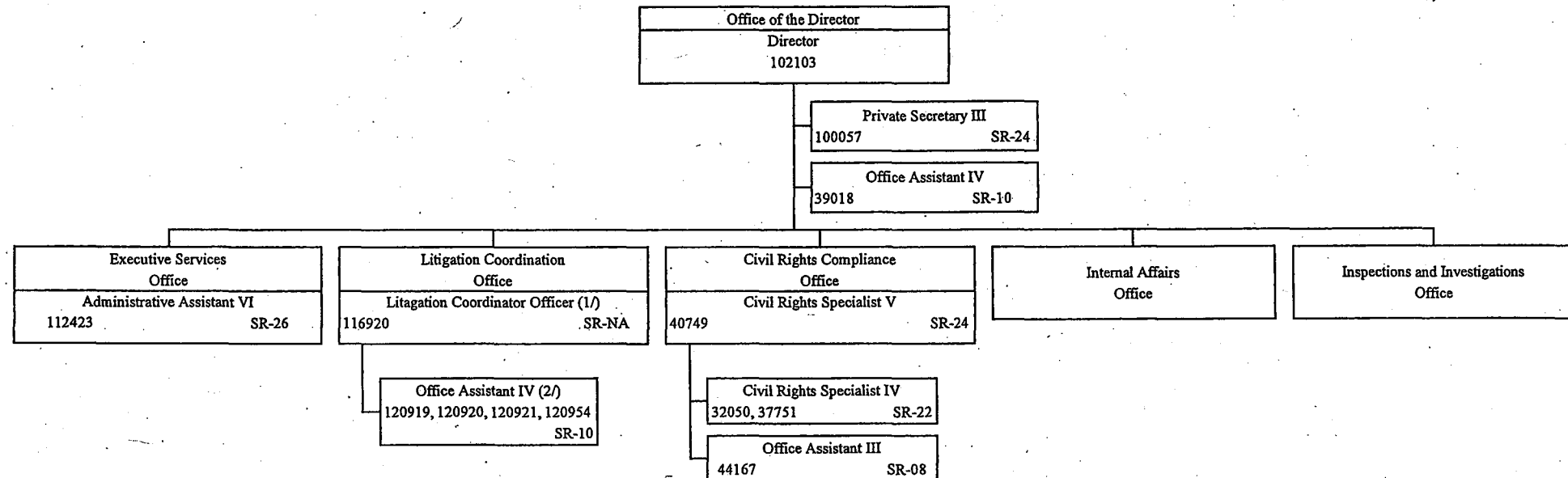


1/ Commission shall cease to exist 12/1/2015 (Act 76, SLH 2012)

STATE OF HAWAII
 DEPARTMENT OF PUBLIC SAFETY
 OFFICE OF THE DIRECTOR

POSITION ORGANIZATION CHART

JUNE 30, 2014



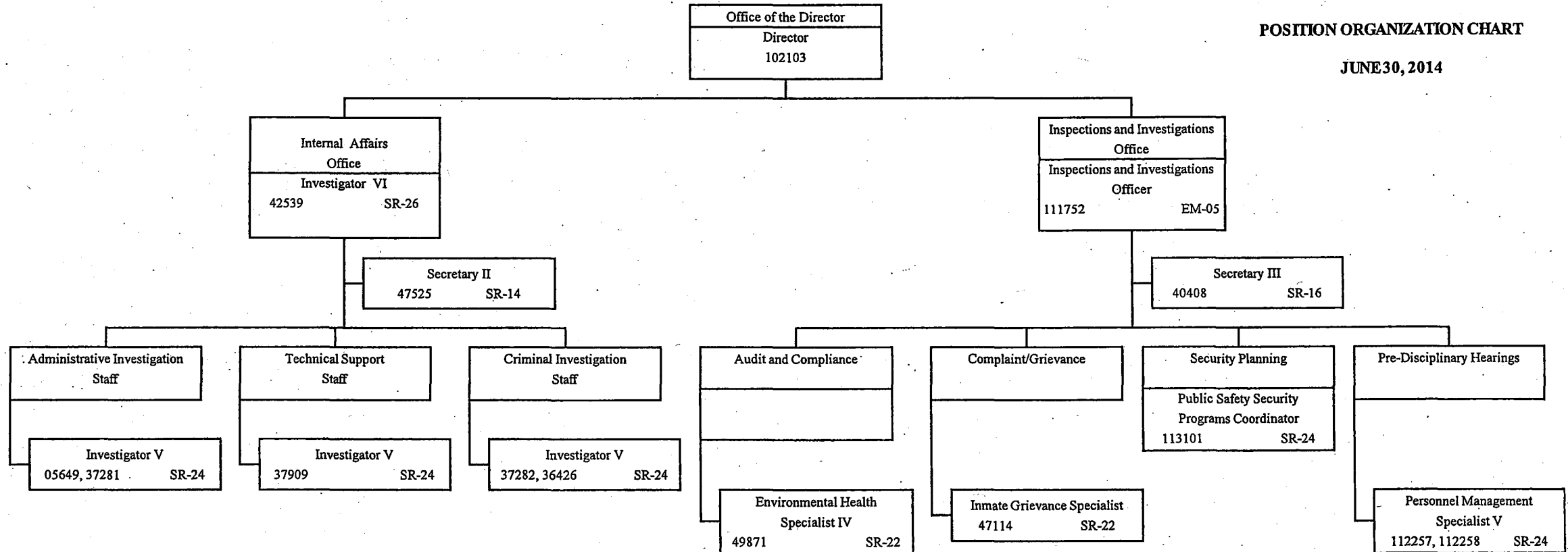
1/ Exempt Position

2/ To be relocated to following facilities in
 FY2015:
 a. 120919 to HCCC;
 b. 120920 to HCF;
 c. 120921 to MCCC; and,
 d. 120954 to OCCC.

STATE OF HAWAII
 DEPARTMENT OF PUBLIC SAFETY
 OFFICE OF THE DIRECTOR
 INTERNAL AFFAIRS OFFICE
 INSPECTIONS AND INVESTIGATIONS
 OFFICE

POSITION ORGANIZATION CHART

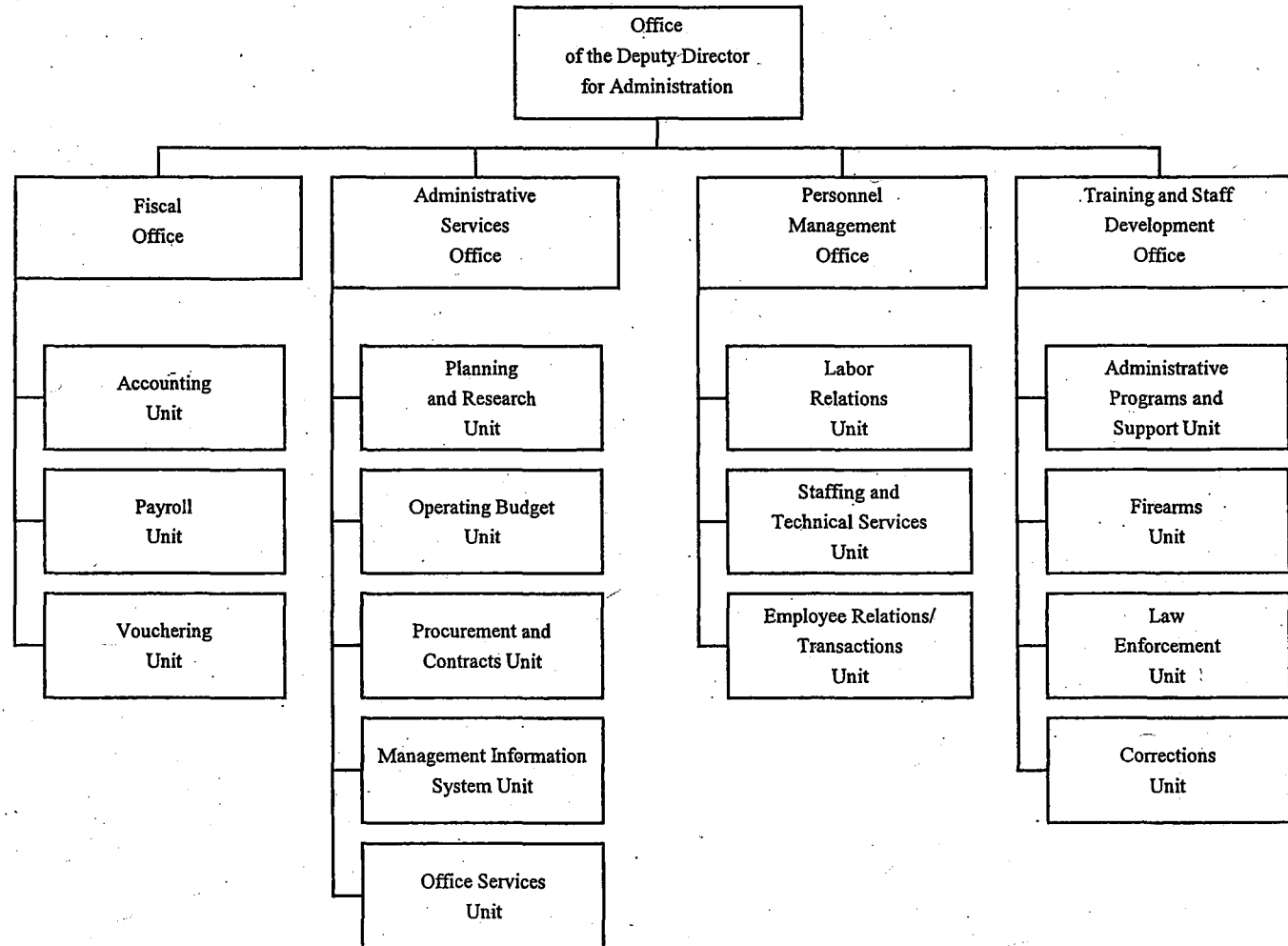
JUNE 30, 2014



STATE OF HAWAII
DEPARTMENT OF PUBLIC SAFETY
OFFICE OF THE DEPUTY DIRECTOR
FOR ADMINISTRATION

ORGANIZATION CHART

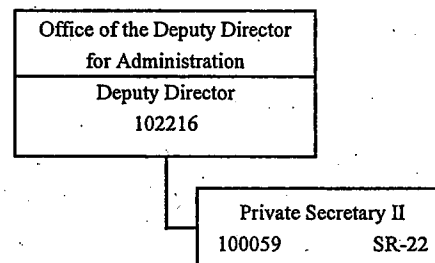
JUNE 30, 2014



**STATE OF HAWAII
DEPARTMENT OF PUBLIC SAFETY
OFFICE OF THE DEPUTY DIRECTOR
FOR ADMINISTRATION**

POSITION ORGANIZATION CHART

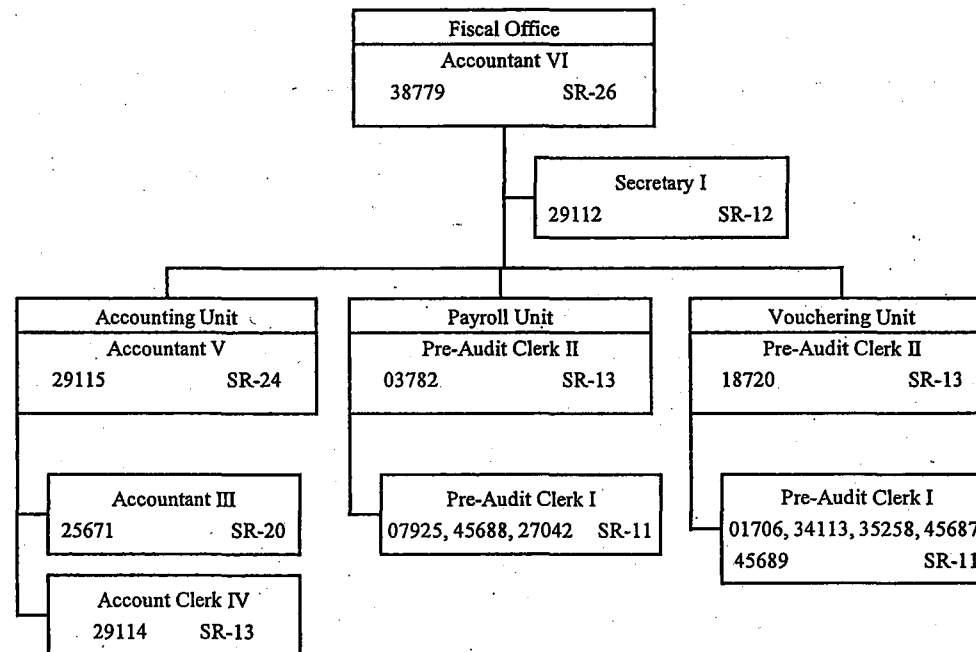
JUNE 30, 2014



STATE OF HAWAII
 DEPARTMENT OF PUBLIC SAFETY
 OFFICE OF THE DEPUTY DIRECTOR
 FOR ADMINISTRATION
 FISCAL OFFICE

POSITION ORGANIZATION CHART

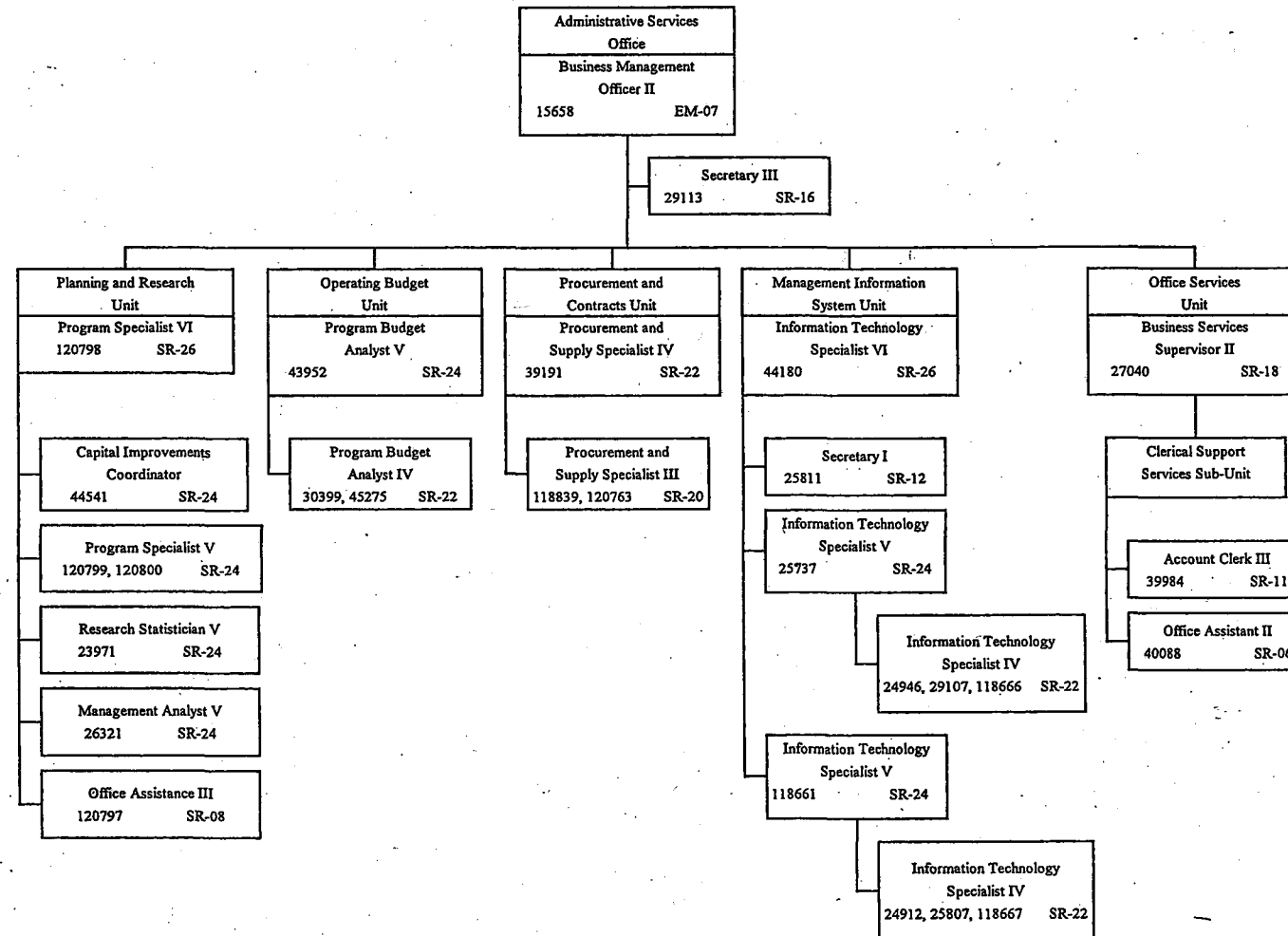
JUNE 30, 2014



STATE OF HAWAII
 DEPARTMENT OF PUBLIC SAFETY
 OFFICE OF THE DEPUTY DIRECTOR
 FOR ADMINISTRATION
 ADMINISTRATIVE SERVICES OFFICE

POSITION ORGANIZATION CHART

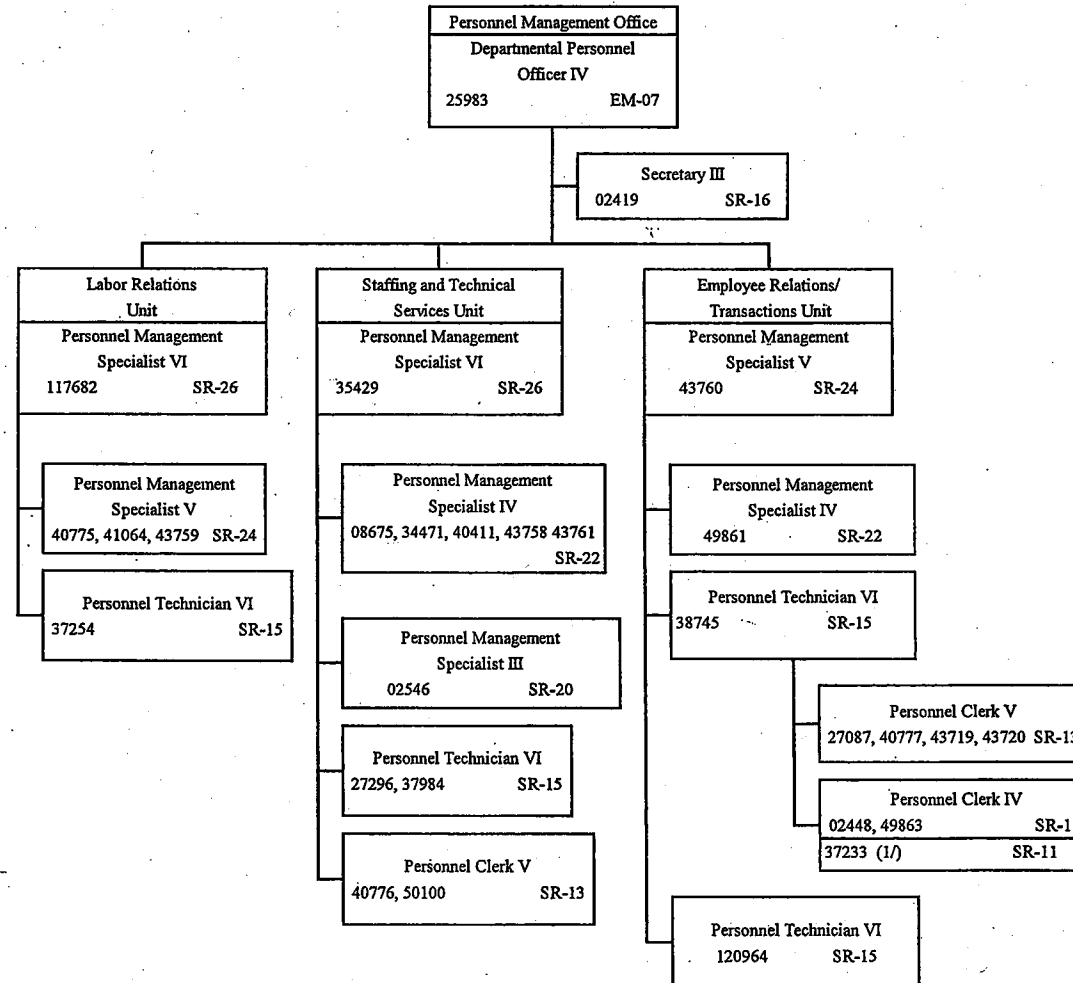
JUNE 30, 2014



STATE OF HAWAII
 DEPARTMENT OF PUBLIC SAFETY
 OFFICE OF THE DEPUTY DIRECTOR
 FOR ADMINISTRATION
 PERSONNEL MANAGEMENT OFFICE

POSITION ORGANIZATION CHART

JUNE 30, 2014

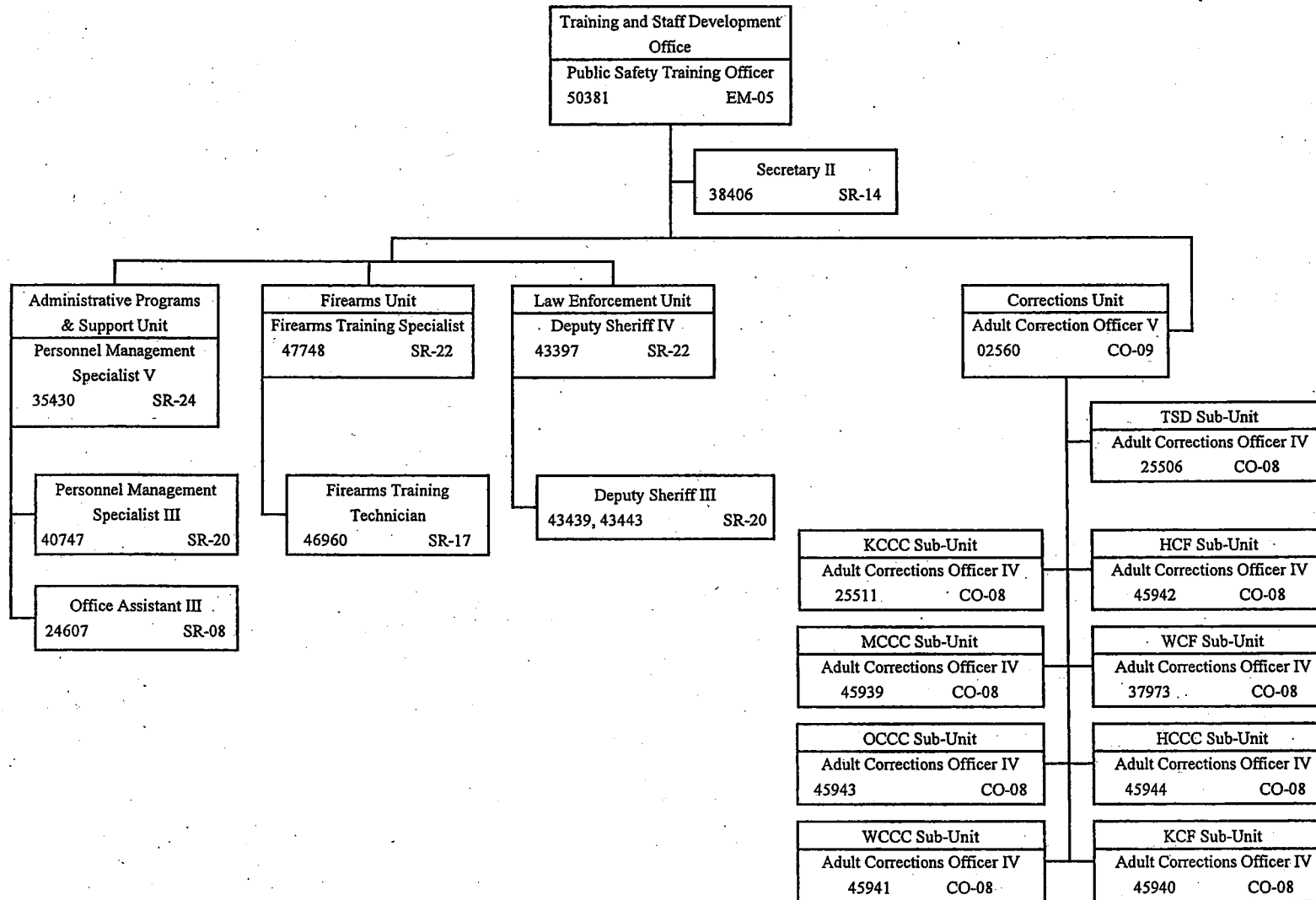


1/ Temporary position NTE
 6/30/2014

STATE OF HAWAII
 DEPARTMENT OF PUBLIC SAFETY
 OFFICE OF THE DEPUTY DIRECTOR
 FOR ADMINISTRATION
 TRAINING AND STAFF DEVELOPMENT
 OFFICE

POSITION ORGANIZATION CHART

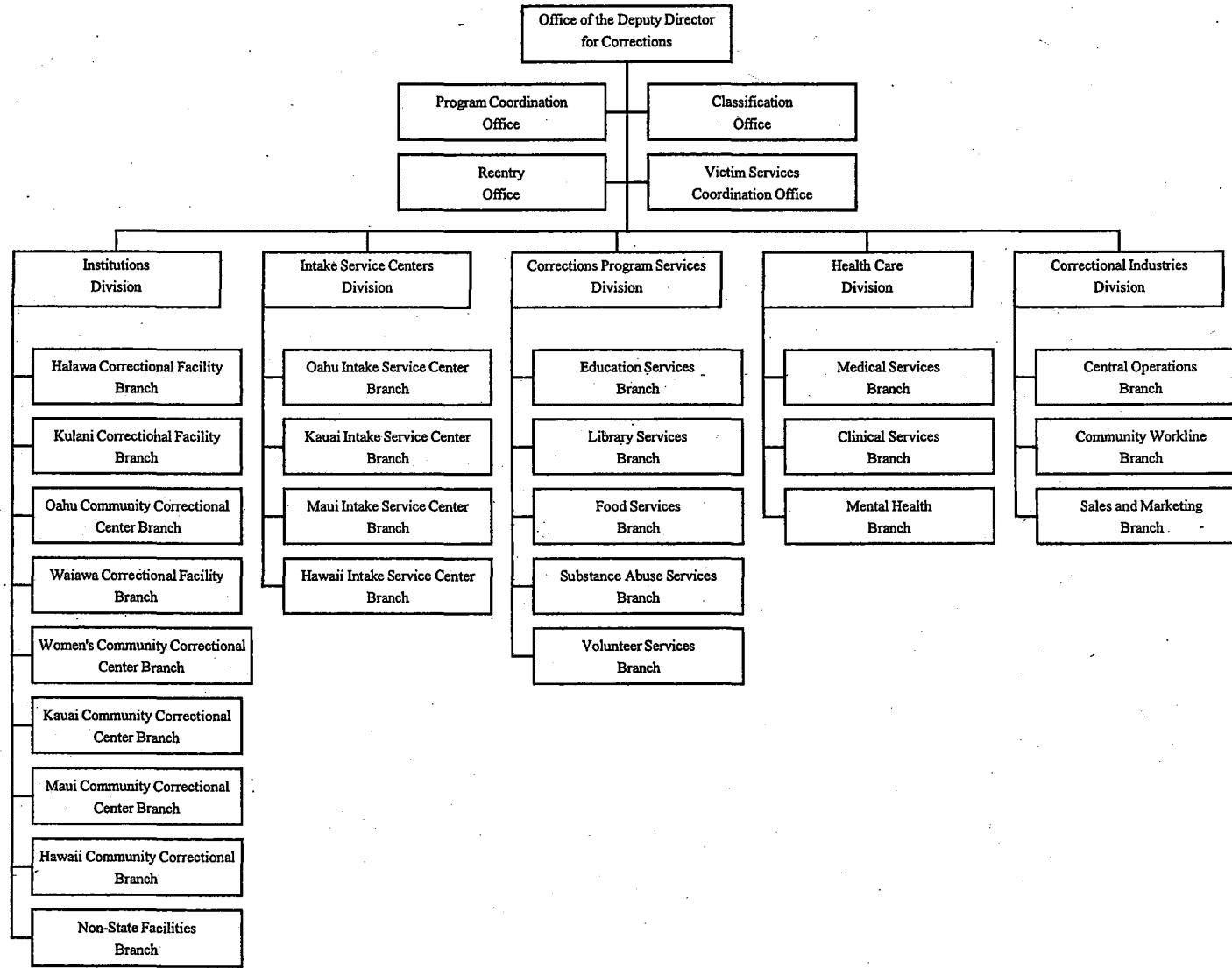
JUNE 30, 2014



STATE OF HAWAII
 DEPARTMENT OF PUBLIC
 SAFETY
 OFFICE OF THE DEPUTY
 DIRECTOR
 FOR CORRECTIONS

ORGANIZATION CHART

JUNE 30, 2014



**STATE OF HAWAII
DEPARTMENT OF PUBLIC SAFETY
OFFICE OF THE DEPUTY DIRECTOR
FOR CORRECTIONS**

POSITION ORGANIZATION CHART

JUNE 30, 2014

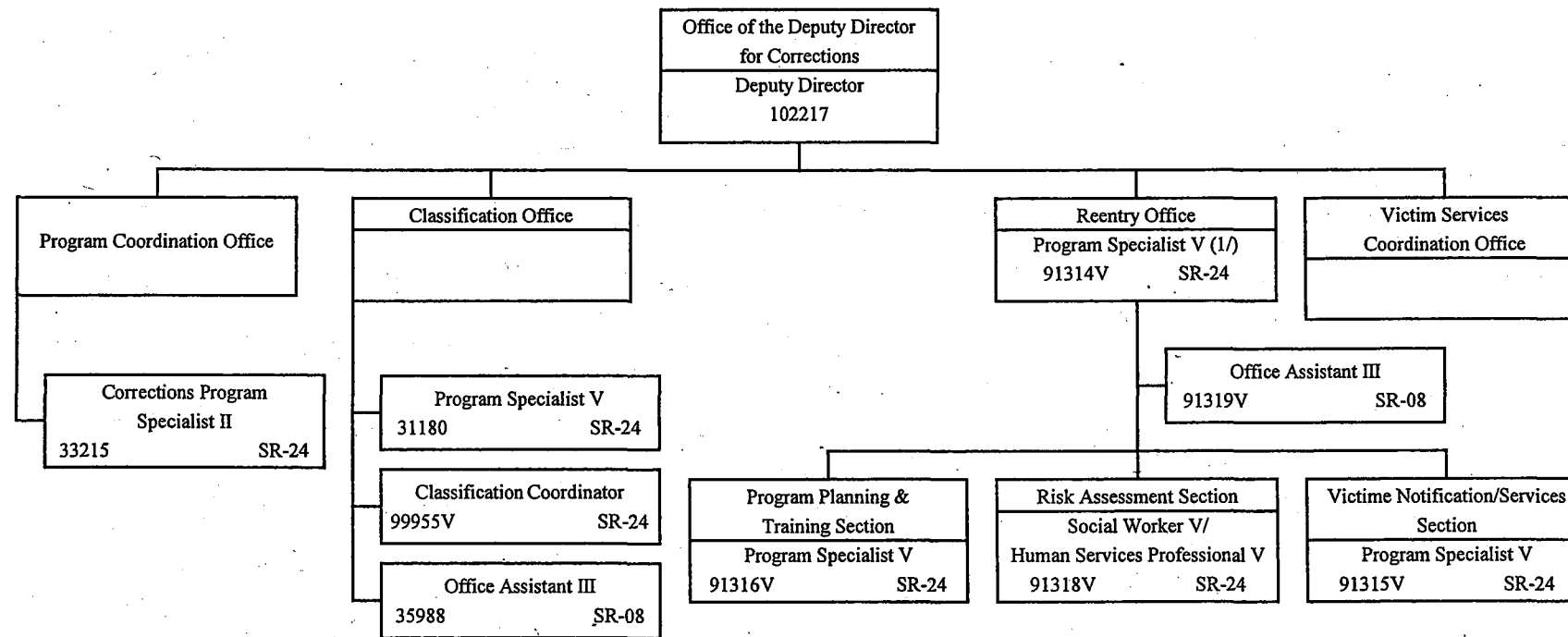
Office of the Deputy Director for Corrections
Deputy Director 102217

Private Secretary II 100061 SR-22

STATE OF HAWAII
 DEPARTMENT OF PUBLIC
 SAFETY
 OFFICE OF THE DEPUTY
 DIRECTOR
 FOR CORRECTIONS
 PROGRAM COORDINATION
 OFFICE
 CLASSIFICATION OFFICE
 REENTRY OFFICE

POSITION ORGANIZATION
 CHART

JUNE 30, 2014

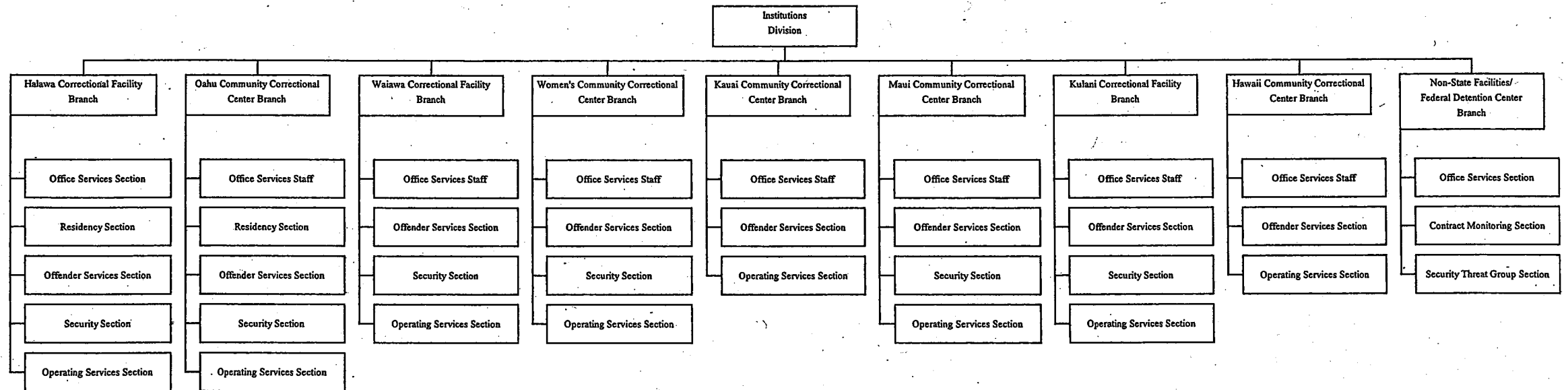


1/ To be redescribed

STATE OF HAWAII
 DEPARTMENT OF PUBLIC SAFETY
 OFFICE OF THE DEPUTY DIRECTOR
 FOR CORRECTIONS
 INSTITUTIONS DIVISION

ORGANIZATION CHART

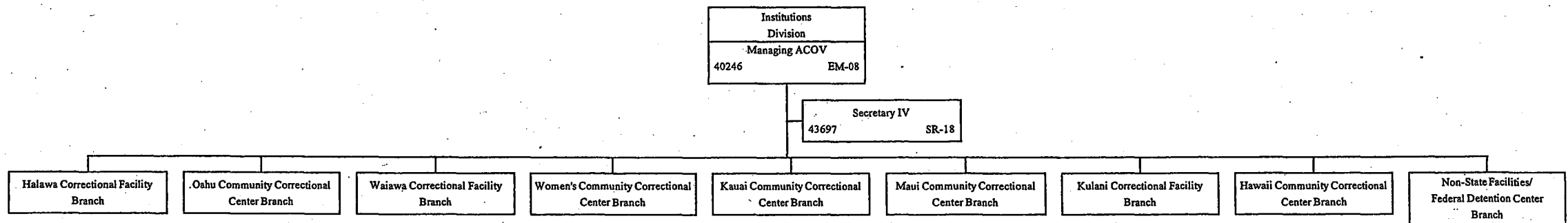
JUNE 30, 2014



STATE OF HAWAII
DEPARTMENT OF PUBLIC SAFETY
OFFICE OF THE DEPUTY DIRECTOR
FOR CORRECTIONS
INSTITUTIONS DIVISION

POSITION ORGANIZATION CHART

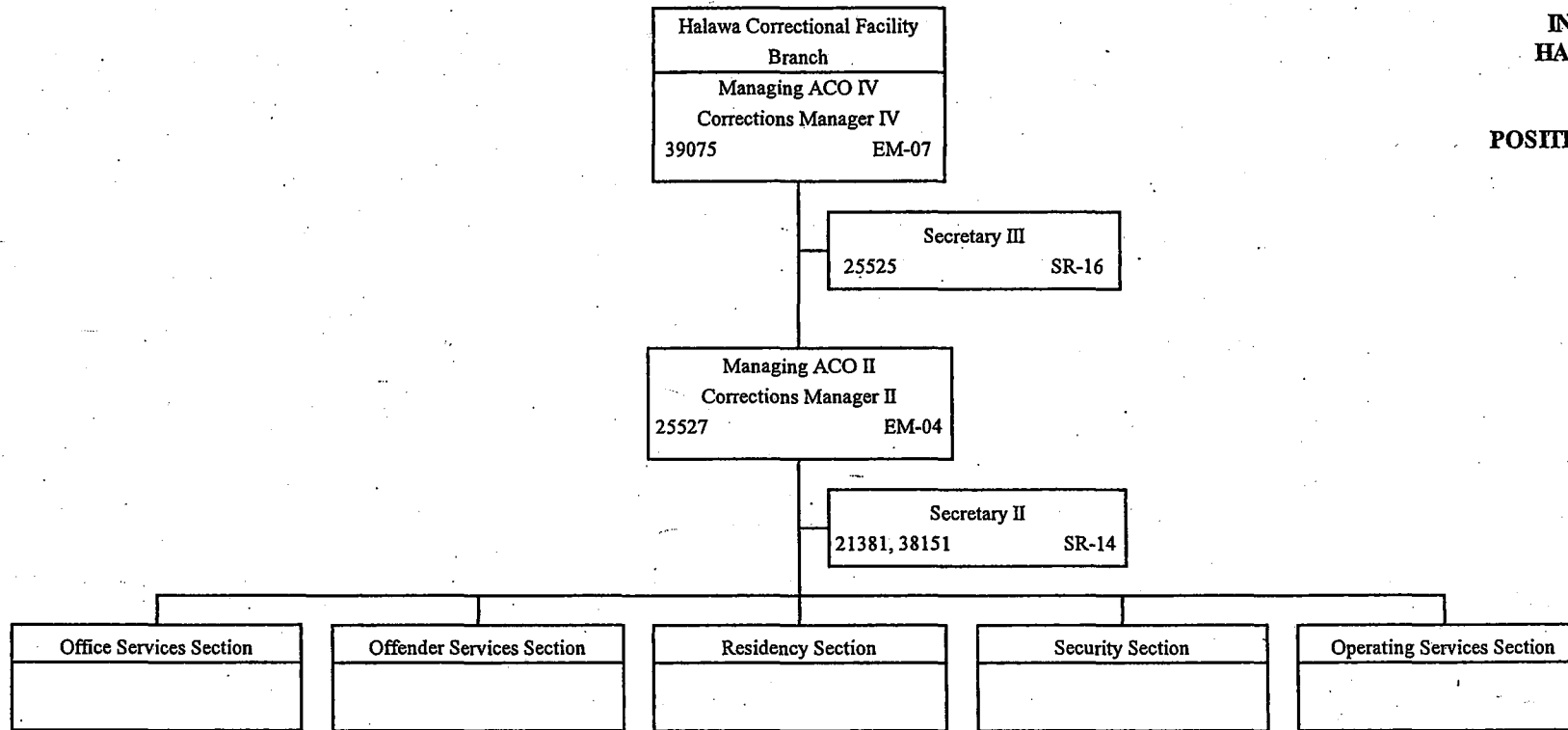
JUNE 30, 2014



STATE OF HAWAII
DEPARTMENT OF PUBLIC SAFETY
OFFICE OF THE DEPUTY DIRECTOR
FOR CORRECTIONS
INSTITUTIONS DIVISION
HALAWA CORRECTIONAL
FACILITY BRANCH

POSITION ORGANIZATION CHART

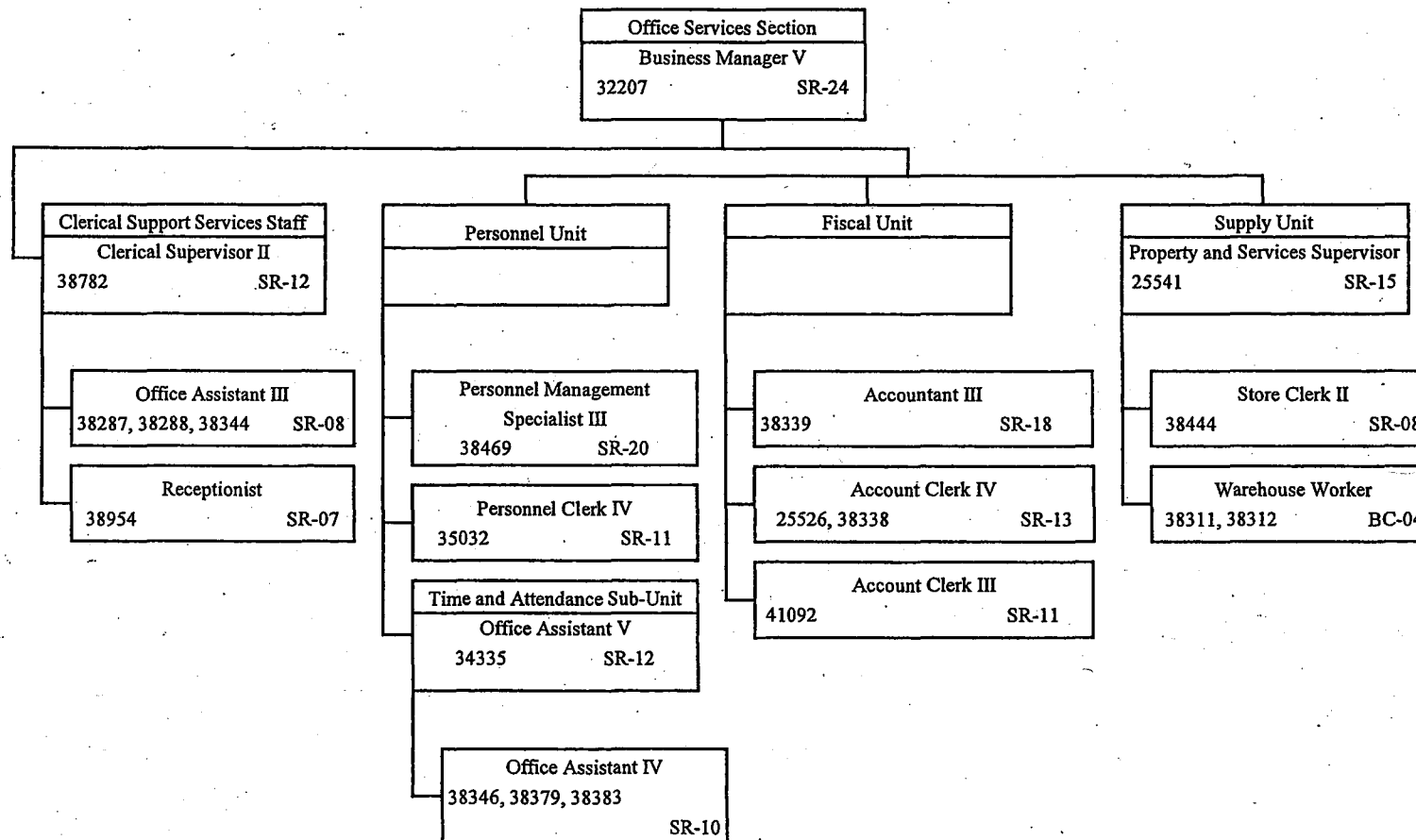
JUNE 30, 2014



STATE OF HAWAII
DEPARTMENT OF PUBLIC SAFETY
OFFICE OF THE DEPUTY DIRECTOR
FOR CORRECTIONS
INSTITUTIONS DIVISION
HALAWA CORRECTIONAL
FACILITY BRANCH
OFFICE SERVICES SECTION

POSITION ORGANIZATION CHART

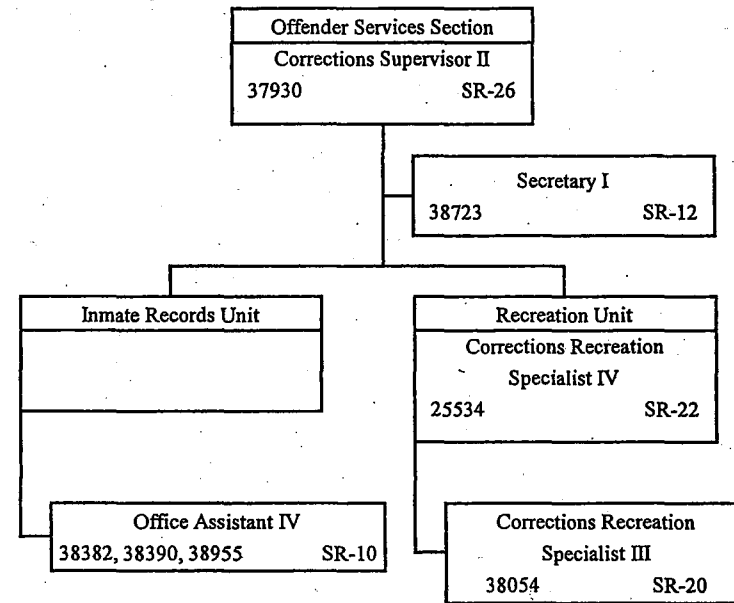
JUNE 30, 2014



STATE OF HAWAII
 DEPARTMENT OF PUBLIC SAFETY
 OFFICE OF THE DEPUTY DIRECTOR
 FOR CORRECTIONS
 INSTITUTIONS DIVISION
 HALAWA CORRECTIONAL
 FACILITY BRANCH
 OFFENDER SERVICES SECTION

POSITION ORGANIZATION CHART

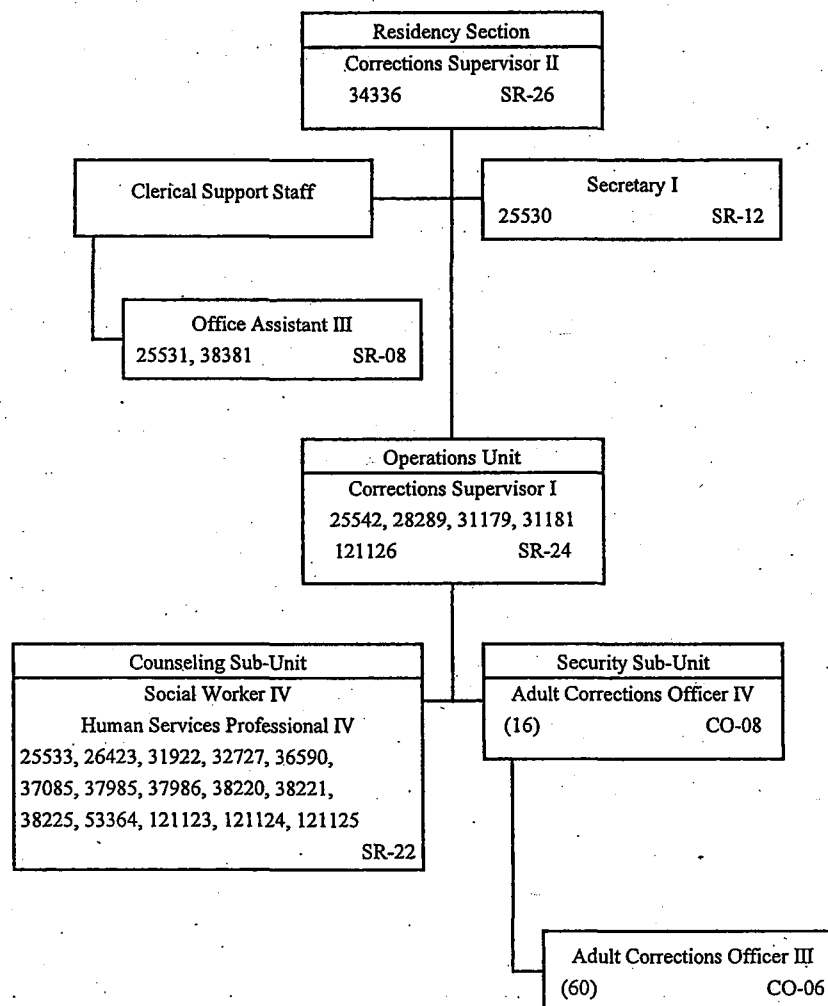
JUNE 30, 2014



STATE OF HAWAII
DEPARTMENT OF PUBLIC SAFETY
OFFICE OF THE DEPUTY DIRECTOR
FOR CORRECTIONS
INSTITUTIONS DIVISION
HALAWA CORRECTIONAL
FACILITY BRANCH
RESIDENCY SECTION

POSITION ORGANIZATION CHART

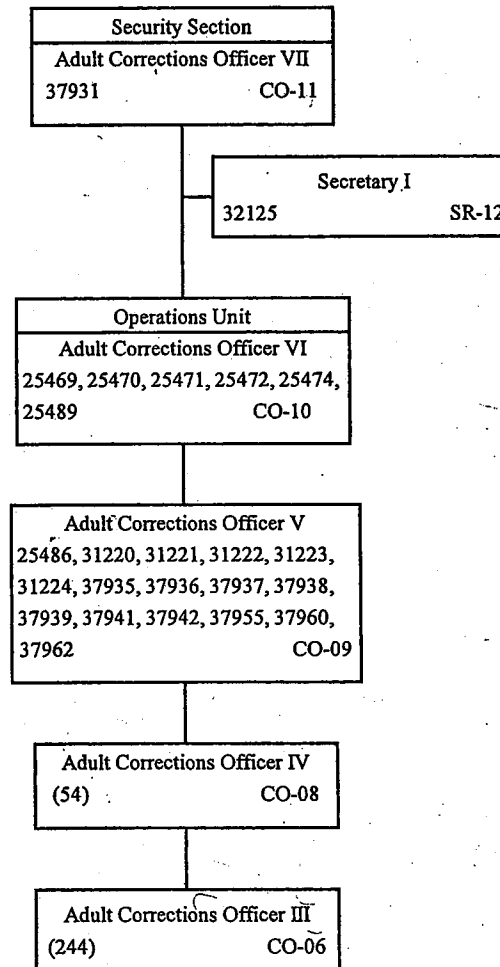
JUNE 30, 2014



STATE OF HAWAII
 DEPARTMENT OF PUBLIC SAFETY
 OFFICE OF THE DEPUTY DIRECTOR
 FOR CORRECTIONS
 INSTITUTIONS DIVISION
 HALAWA CORRECTIONAL
 FACILITY BRANCH
 SECURITY SECTION

POSITION ORGANIZATION CHART

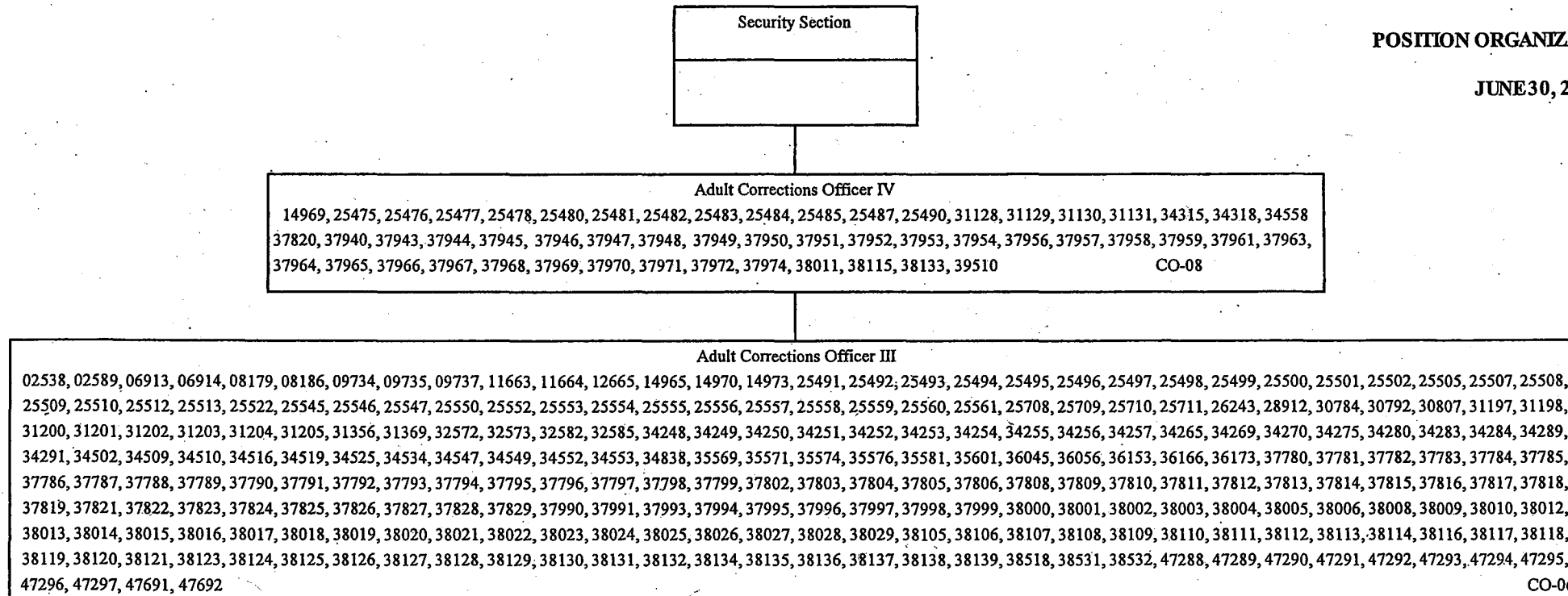
JUNE 30, 2014



STATE OF HAWAII
DEPARTMENT OF PUBLIC SAFETY
OFFICE OF THE DEPUTY DIRECTOR
FOR CORRECTIONS
INSTITUTIONS DIVISION
HALAWA CORRECTIONAL
FACILITY BRANCH
ROTATION STAFF

POSITION ORGANIZATION CHART

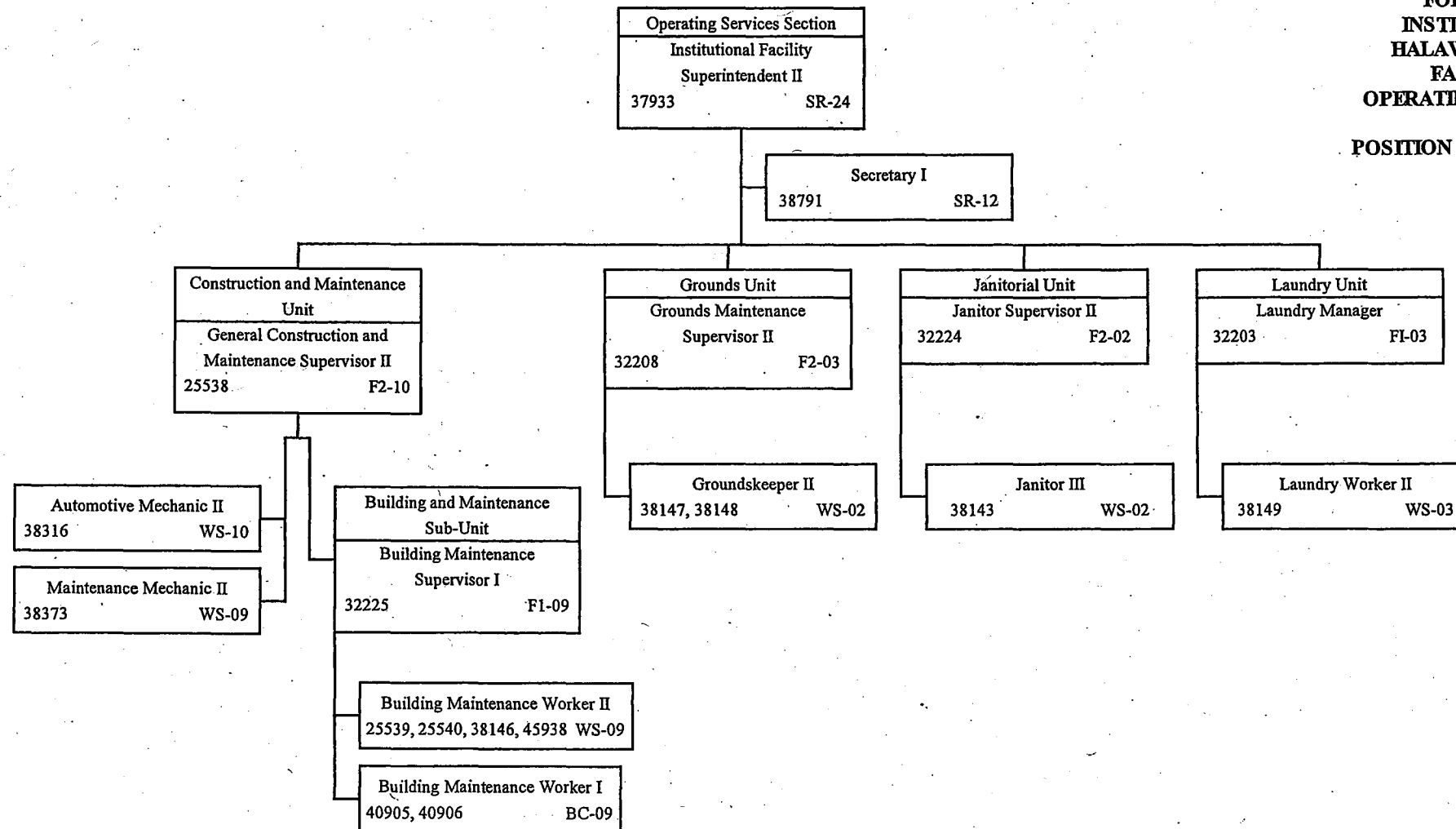
JUNE 30, 2014



STATE OF HAWAII
 DEPARTMENT OF PUBLIC SAFETY
 OFFICE OF THE DEPUTY DIRECTOR
 FOR CORRECTIONS
 INSTITUTIONS DIVISION
 HALAWA CORRECTIONAL
 FACILITY BRANCH
 OPERATING SERVICES SECTION

POSITION ORGANIZATION CHART

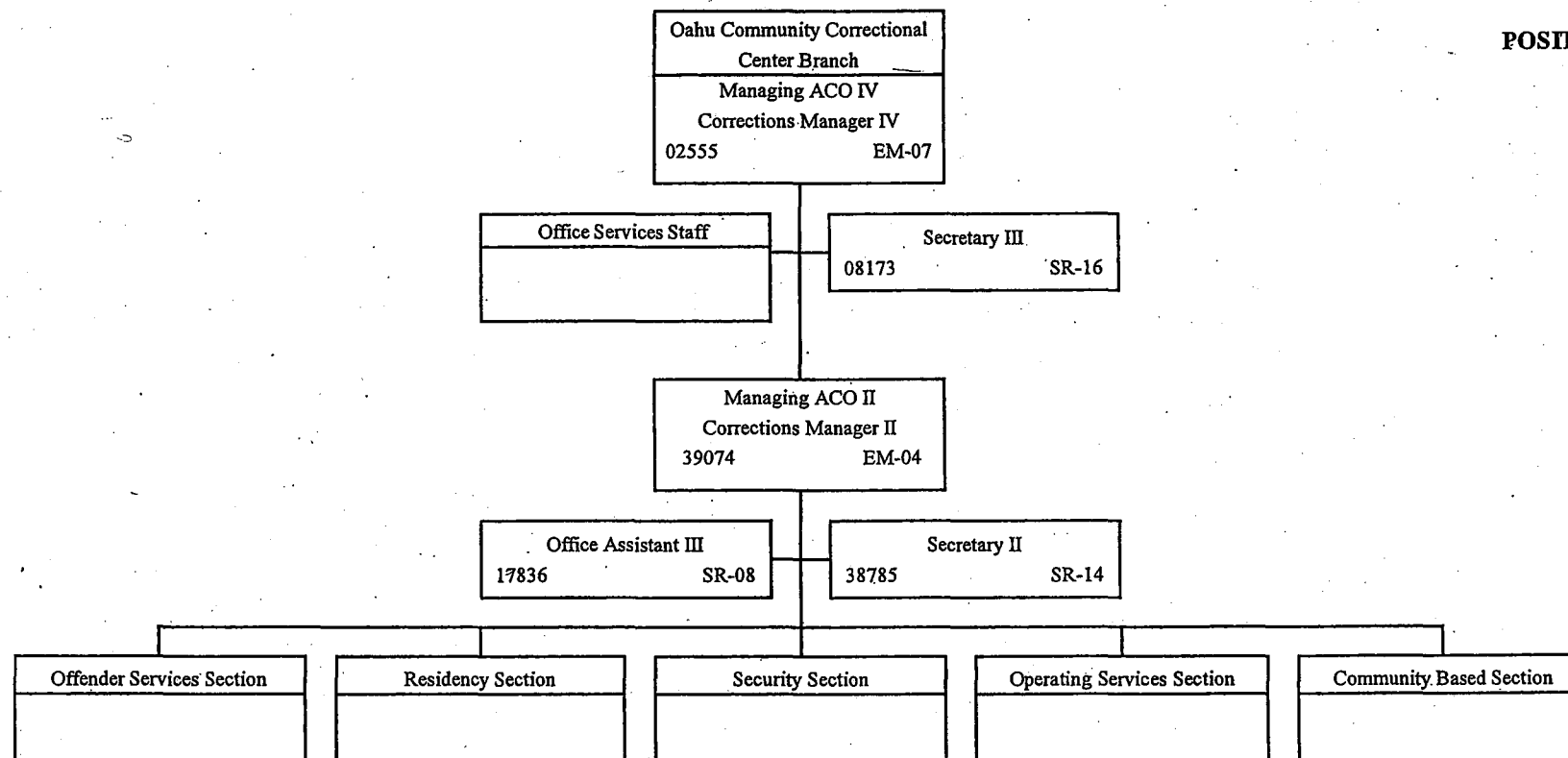
JUNE 30, 2014



STATE OF HAWAII
 DEPARTMENT OF PUBLIC SAFETY
 OFFICE OF THE DEPUTY DIRECTOR
 FOR CORRECTIONS
 INSTITUTIONS DIVISION
 OAHU COMMUNITY
 CORRECTIONAL CENTER BRANCH

POSITION ORGANIZATION CHART

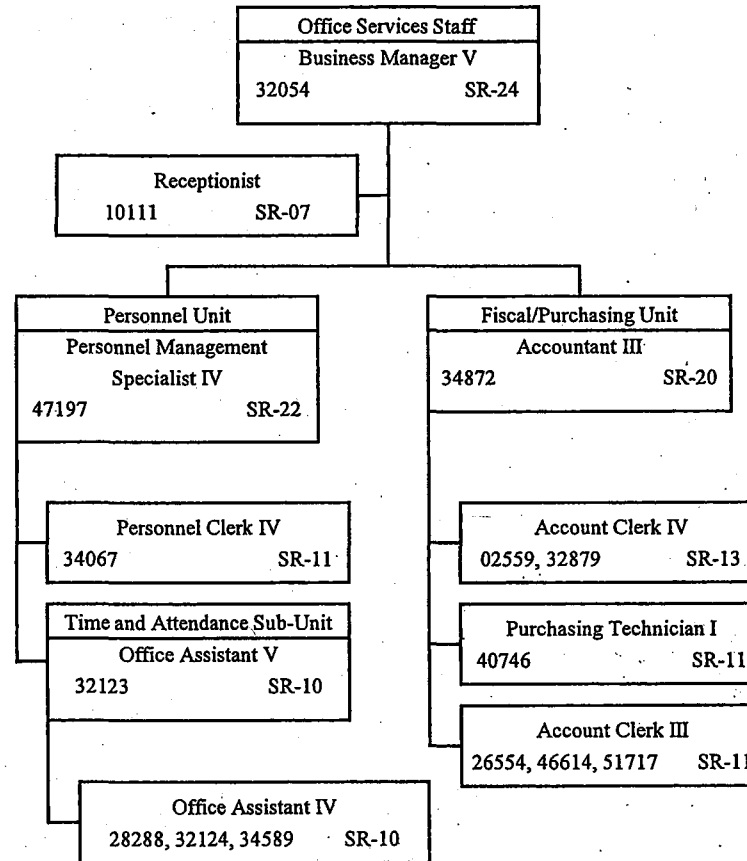
JUNE 30, 2014



STATE OF HAWAII
 DEPARTMENT OF PUBLIC SAFETY
 OFFICE OF THE DEPUTY DIRECTOR
 FOR CORRECTIONS
 INSTITUTIONS DIVISION
 OAHU COMMUNITY
 CORRECTIONAL CENTER BRANCH
 OFFICE SERVICES STAFF

POSITION ORGANIZATION CHART

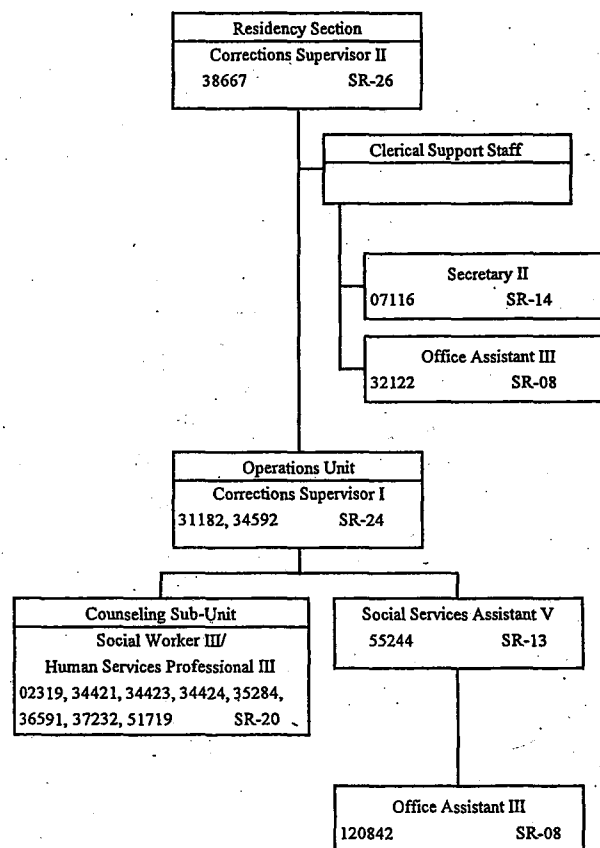
JUNE 30, 2014



STATE OF HAWAII
 DEPARTMENT OF PUBLIC SAFETY
 OFFICE OF THE DEPUTY DIRECTOR
 FOR CORRECTIONS
 INSTITUTIONS DIVISION
 OAHU COMMUNITY
 CORRECTIONAL CENTER BRANCH
 RESIDENCY SECTION

POSITION ORGANIZATION CHART

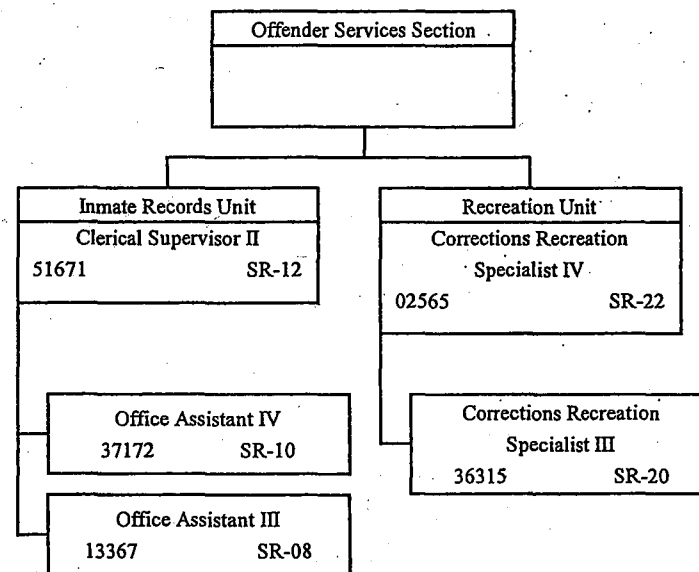
JUNE 30, 2014



STATE OF HAWAII
 DEPARTMENT OF PUBLIC SAFETY
 OFFICE OF THE DEPUTY DIRECTOR
 FOR CORRECTIONS
 INSTITUTIONS DIVISION
 OAHU COMMUNITY
 CORRECTIONAL CENTER BRANCH
 OFFENDER SERVICES SECTION

POSITION ORGANIZATION CHART

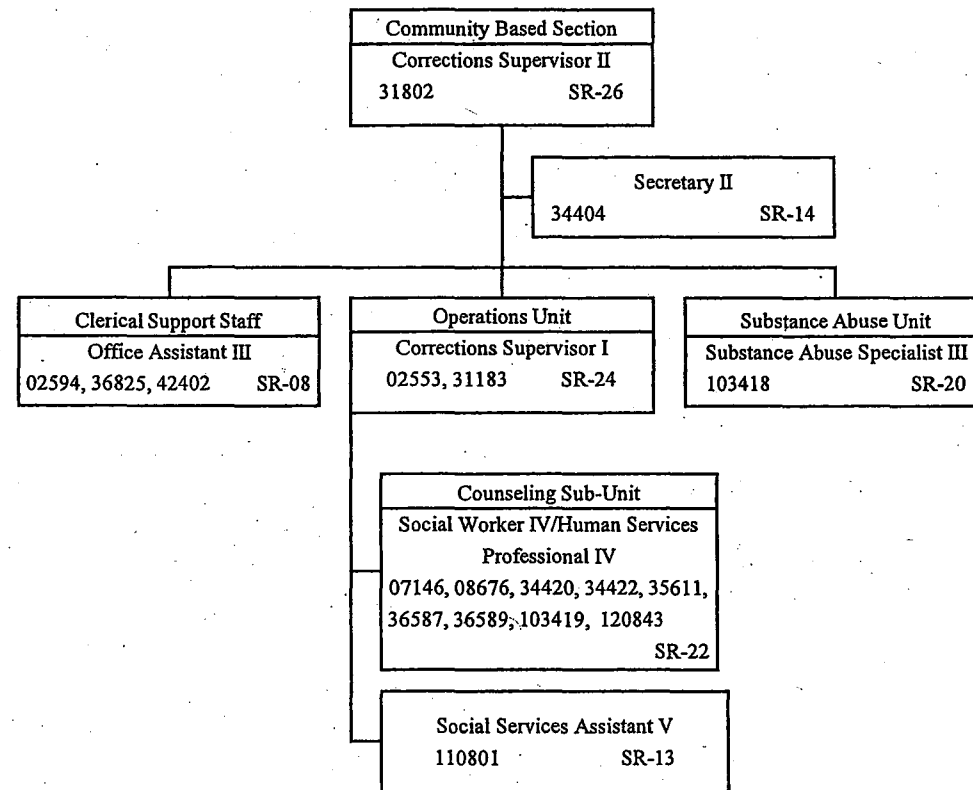
JUNE 30, 2014



STATE OF HAWAII
 DEPARTMENT OF PUBLIC SAFETY
 OFFICE OF THE DEPUTY DIRECTOR
 FOR CORRECTIONS
 INSTITUTIONS DIVISION
 OAHU COMMUNITY
 CORRECTIONAL CENTER BRANCH
 COMMUNITY BASED SECTION

POSITION ORGANIZATION CHART

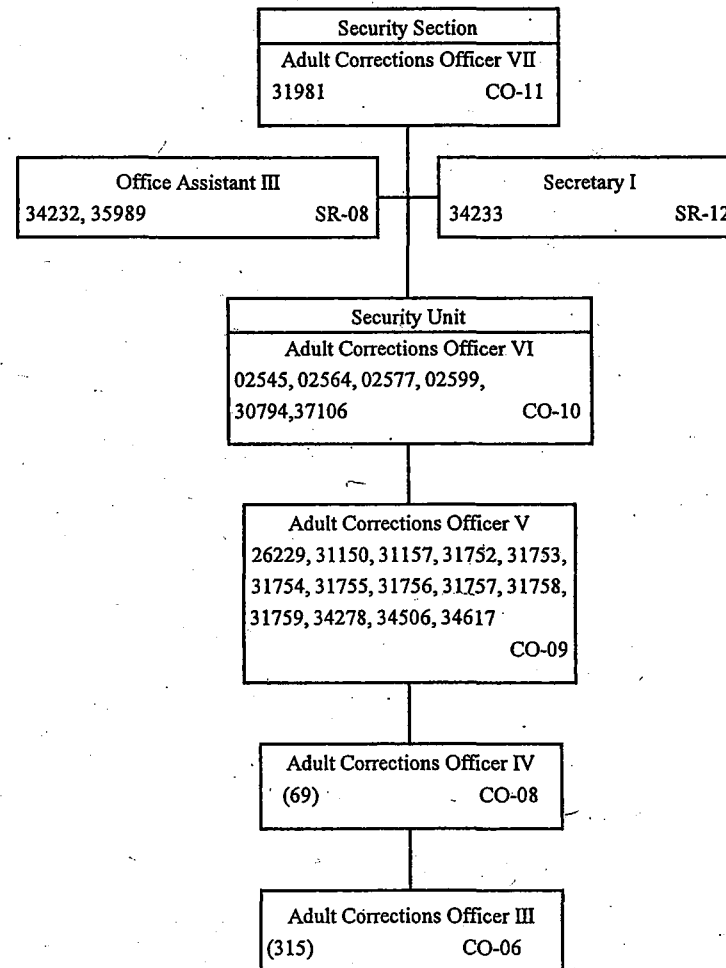
JUNE 30, 2014



STATE OF HAWAII
 DEPARTMENT OF PUBLIC SAFETY
 OFFICE OF THE DEPUTY DIRECTOR
 FOR CORRECTIONS
 INSTITUTIONS DIVISION
 OAHU COMMUNITY
 CORRECTIONAL CENTER BRANCH
 SECURITY SECTION

POSITION ORGANIZATION CHART

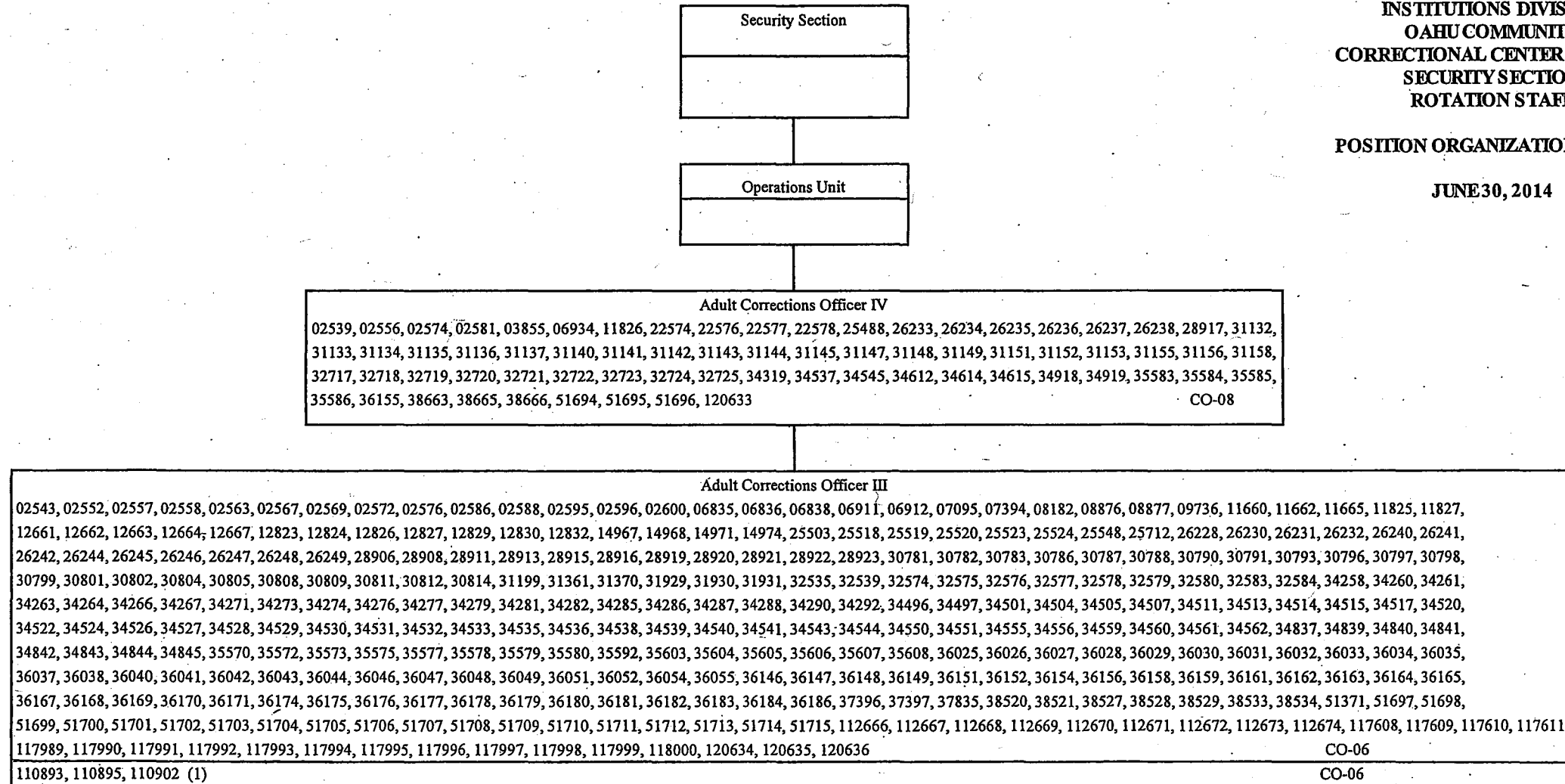
JUNE 30, 2014



STATE OF HAWAII
DEPARTMENT OF PUBLIC SAFETY
OFFICE OF THE DEPUTY DIRECTOR
FOR CORRECTIONS
INSTITUTIONS DIVISION
OAHU COMMUNITY
CORRECTIONAL CENTER BRANCH
SECURITY SECTION
ROTATION STAFF

POSITION ORGANIZATION CHART

JUNE 30, 2014

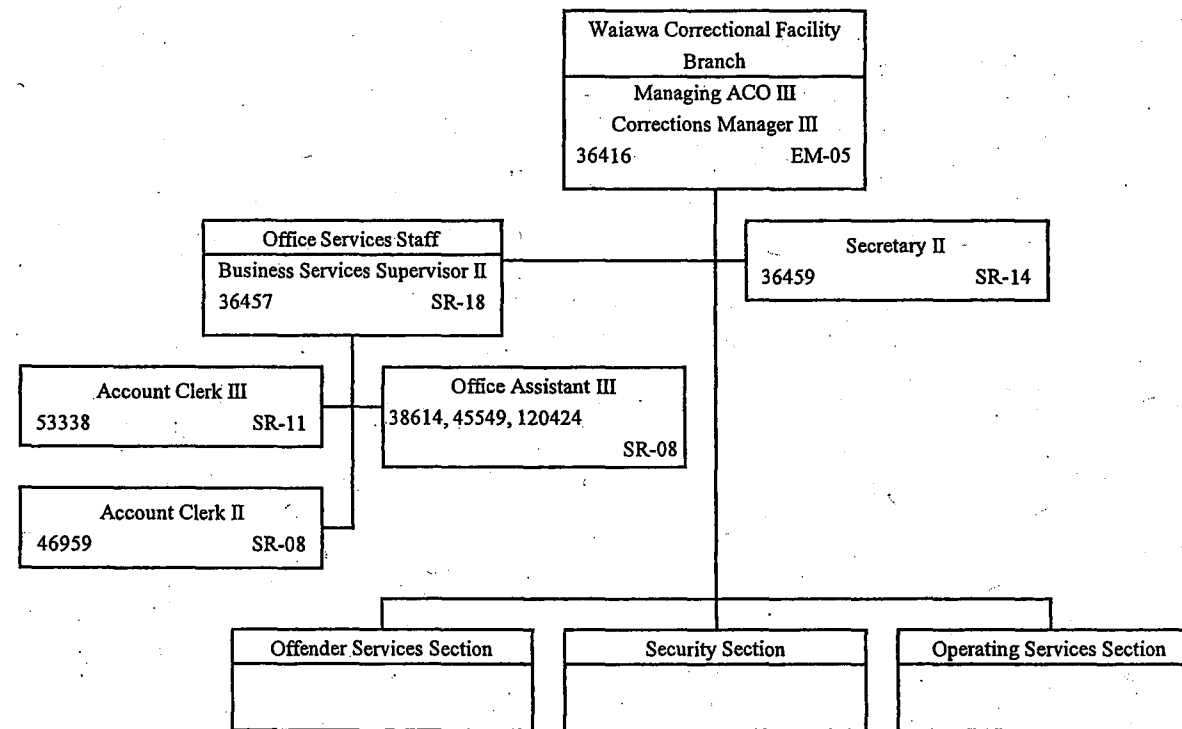


1/ Temporary positions

STATE OF HAWAII
 DEPARTMENT OF PUBLIC SAFETY
 OFFICE OF THE DEPUTY DIRECTOR
 FOR CORRECTIONS
 INSTITUTIONS DIVISION
 WAIAWA CORRECTIONAL
 FACILITY BRANCH
 OFFICE SERVICES STAFF

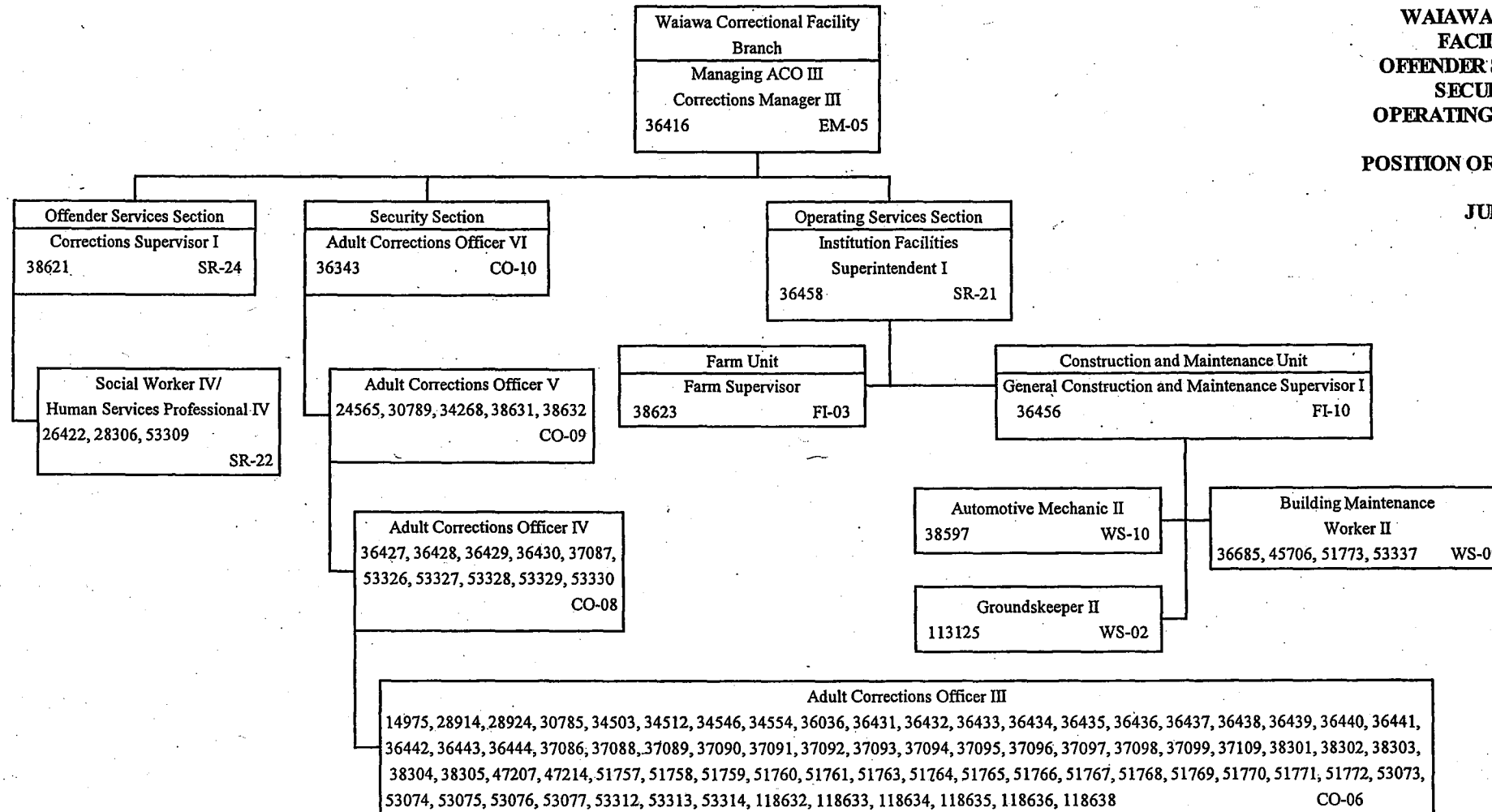
POSITION ORGANIZATION CHART

JUNE 30, 2014



STATE OF HAWAII
DEPARTMENT OF PUBLIC SAFETY
OFFICE OF THE DEPUTY DIRECTOR
FOR CORRECTIONS
INSTITUTIONS DIVISION
WAIAWA CORRECTIONAL
FACILITY BRANCH
OFFENDER SERVICES SECTION
SECURITY SECTION
OPERATING SERVICES SECTION
POSITION ORGANIZATION CHART

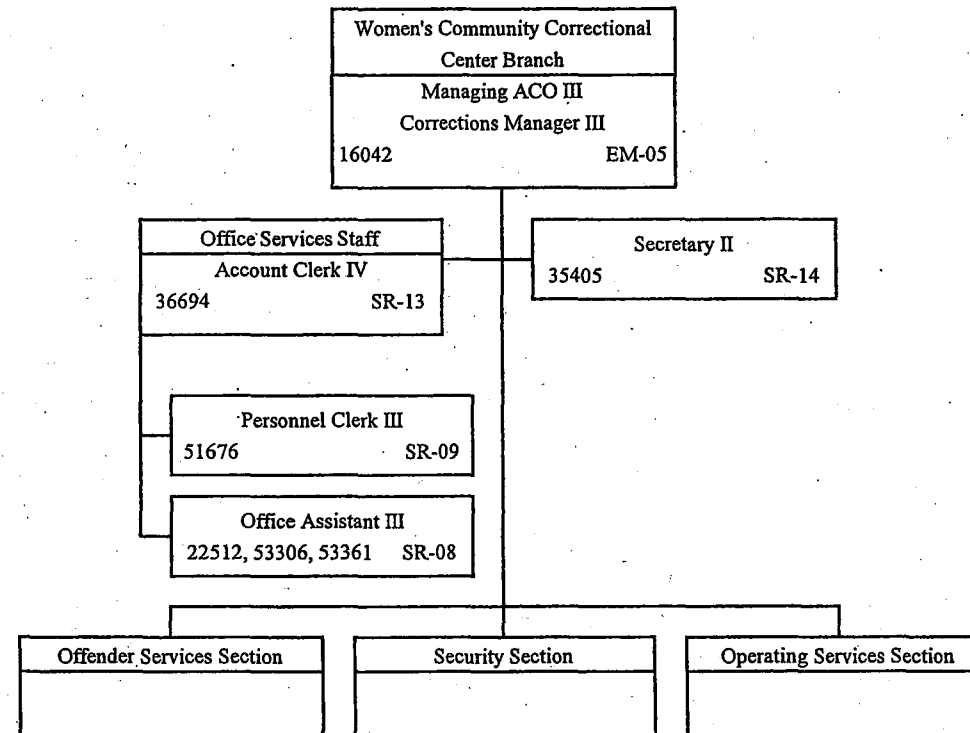
JUNE 30, 2014



STATE OF HAWAII
 DEPARTMENT OF PUBLIC SAFETY
 OFFICE OF THE DEPUTY DIRECTOR
 FOR CORRECTIONS
 INSTITUTIONS DIVISION
 WOMEN'S COMMUNITY
 CORRECTIONAL
 CENTER BRANCH
 OFFICE SERVICES STAFF

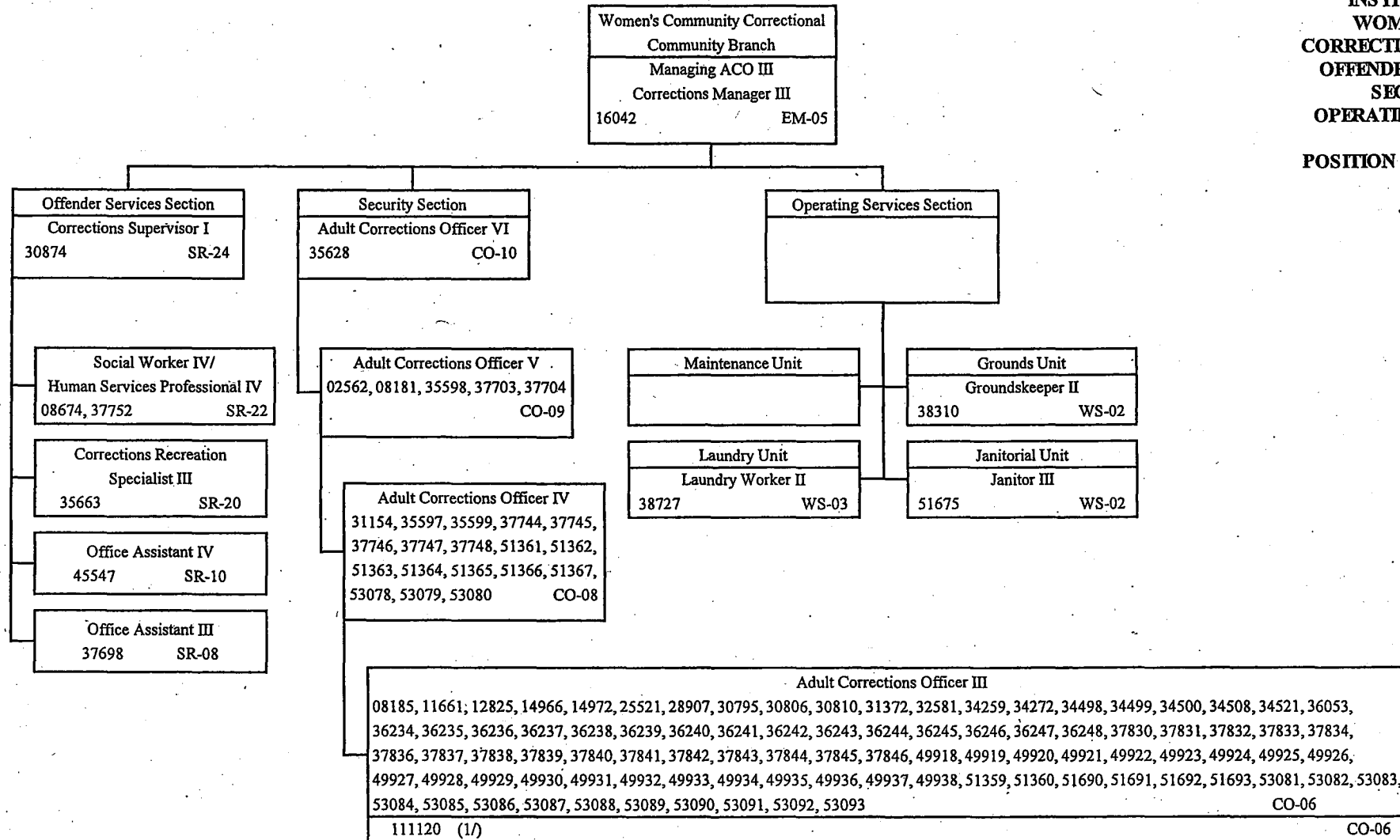
POSITION ORGANIZATION CHART

JUNE 30, 2014



STATE OF HAWAII
DEPARTMENT OF PUBLIC SAFETY
OFFICE OF THE DEPUTY DIRECTOR
FOR CORRECTIONS
INSTITUTIONS DIVISION
WOMEN'S COMMUNITY
CORRECTIONAL CENTER BRANCH
OFFENDER SERVICES SECTION
SECURITY SECTION
OPERATING SERVICES SECTION
POSITION ORGANIZATION CHART

JUNE 30, 2014

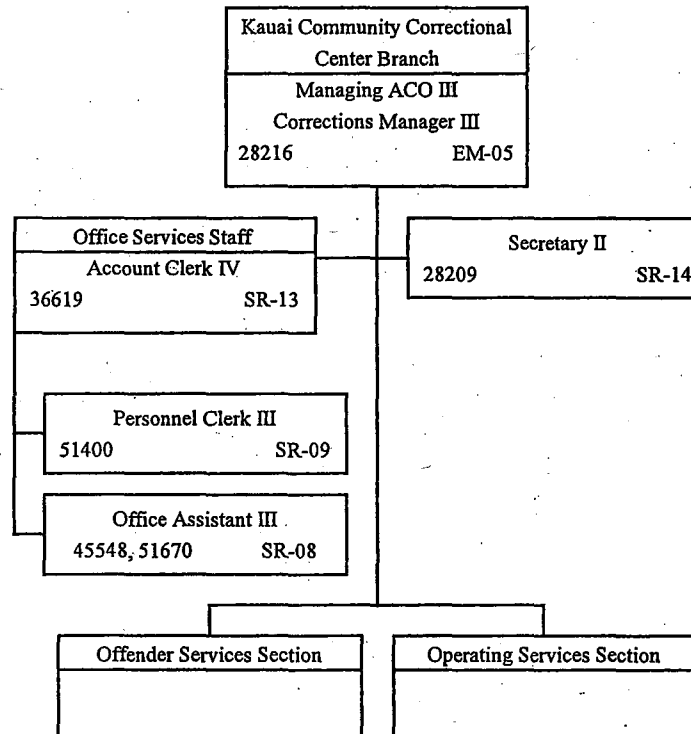


1/ Temporary Position NTE 6/30/2014

STATE OF HAWAII
DEPARTMENT OF PUBLIC SAFETY
OFFICE OF THE DEPUTY DIRECTOR
FOR CORRECTIONS
INSTITUTIONS DIVISION
KAUAI COMMUNITY CORRECTIONAL
CENTER BRANCH
OFFICE SERVICES STAFF

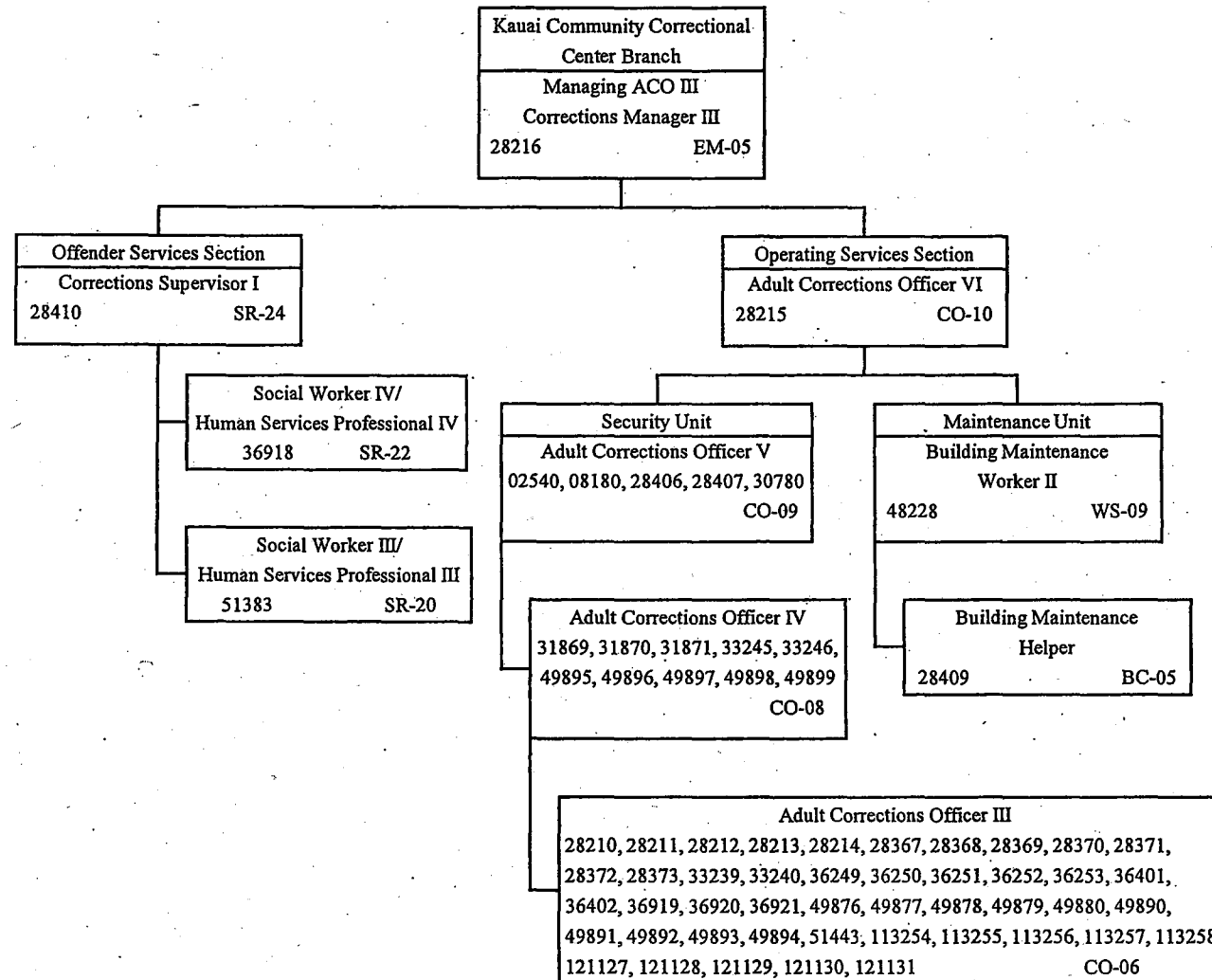
POSITION ORGANIZATION CHART

JUNE 30, 2014



STATE OF HAWAII
DEPARTMENT OF PUBLIC SAFETY
OFFICE OF THE DEPUTY DIRECTOR
FOR CORRECTIONS
INSTITUTIONS DIVISION
KAUAI COMMUNITY CORRECTIONAL
CENTER BRANCH
OFFENDER SERVICES SECTION
OPERATING SERVICES SECTION
POSITION ORGANIZATION CHART

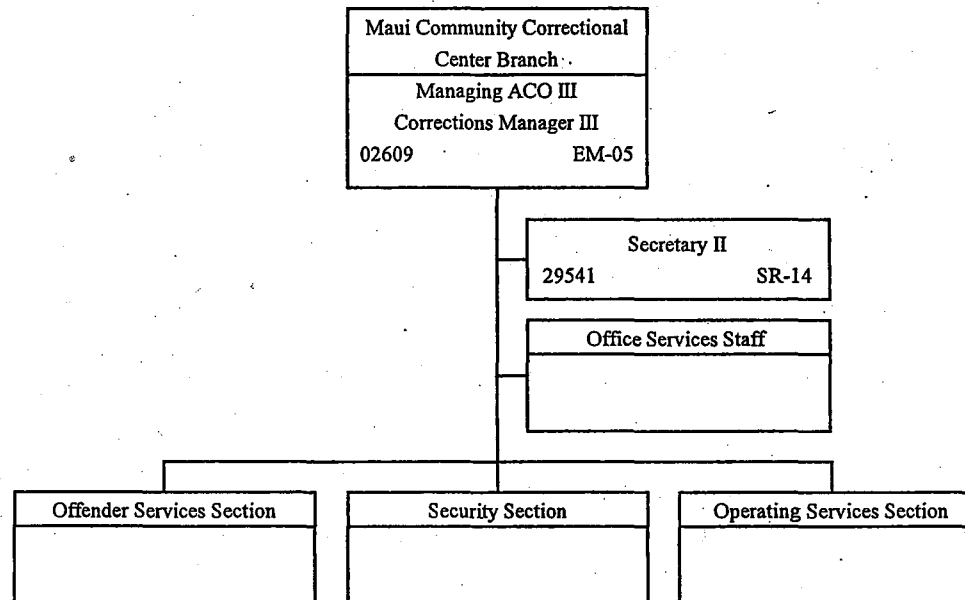
JUNE 30, 2014



STATE OF HAWAII
DEPARTMENT OF PUBLIC SAFETY
OFFICE OF THE DEPUTY DIRECTOR
FOR CORRECTIONS
INSTITUTIONS DIVISION
MAUI COMMUNITY CORRECTIONAL
CENTER BRANCH

POSITION ORGANIZATION CHART

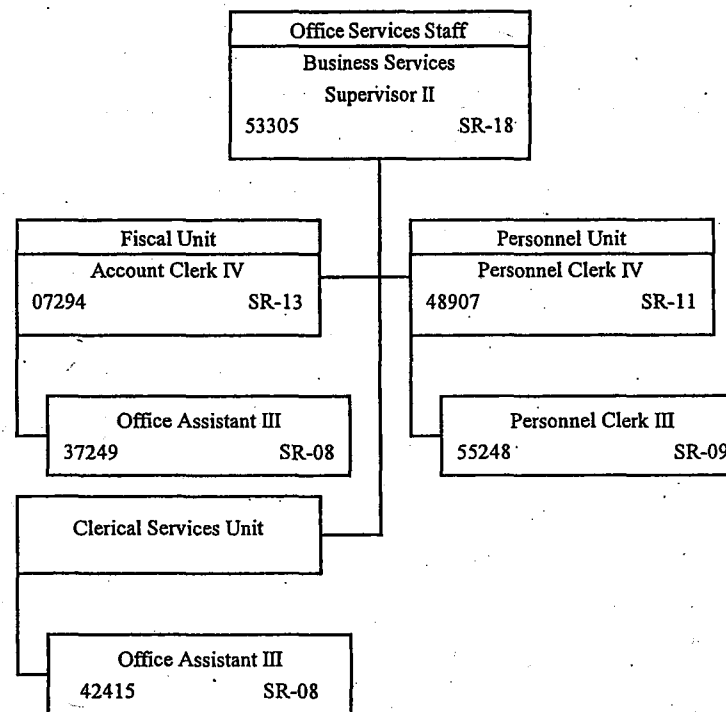
JUNE 30, 2014



STATE OF HAWAII
 DEPARTMENT OF PUBLIC SAFETY
 OFFICE OF THE DEPUTY DIRECTOR
 FOR CORRECTIONS
 INSTITUTIONS DIVISION
 MAUI COMMUNITY CORRECTIONAL
 CENTER BRANCH
 OFFICE SERVICES STAFF

POSITION ORGANIZATION CHART

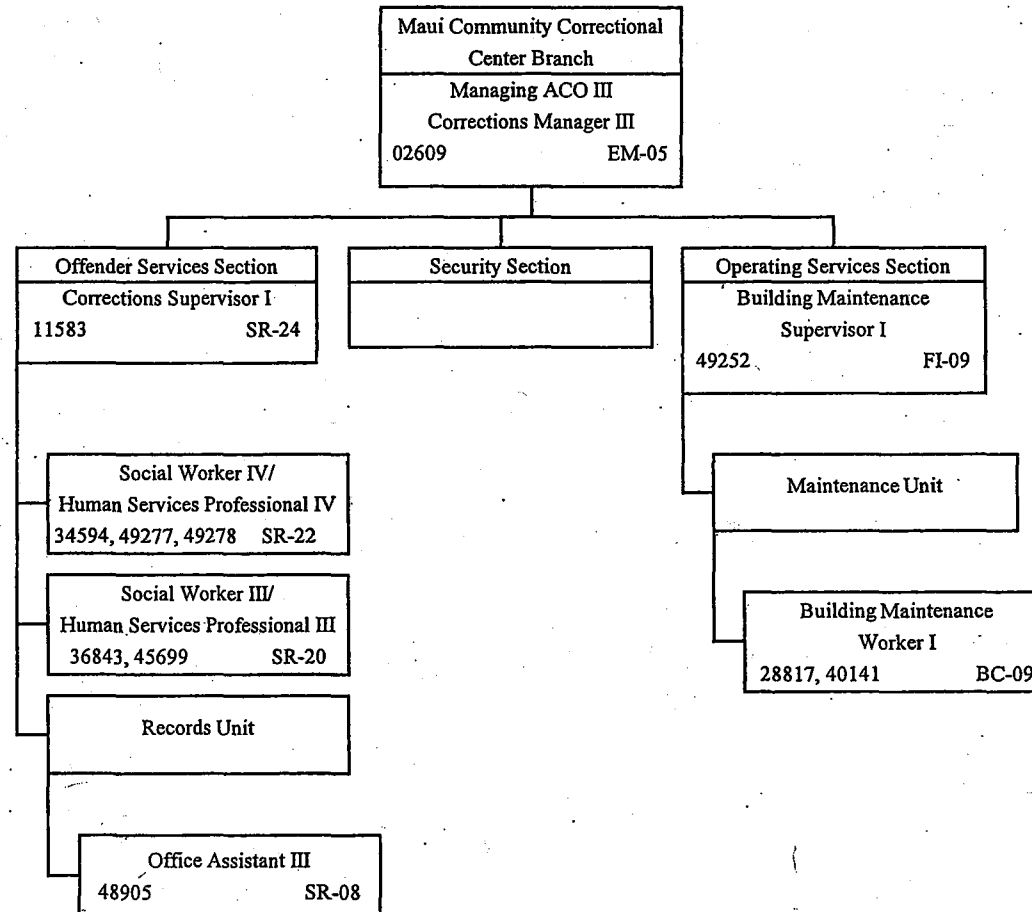
JUNE 30, 2014



STATE OF HAWAII
DEPARTMENT OF PUBLIC SAFETY
OFFICE OF THE DEPUTY DIRECTOR
FOR CORRECTIONS
INSTITUTIONS DIVISION
MAUI COMMUNITY CORRECTIONAL
CENTER BRANCH
OFFENDER SERVICES SECTION
OPERATING SERVICES SECTION

POSITION ORGANIZATION CHART

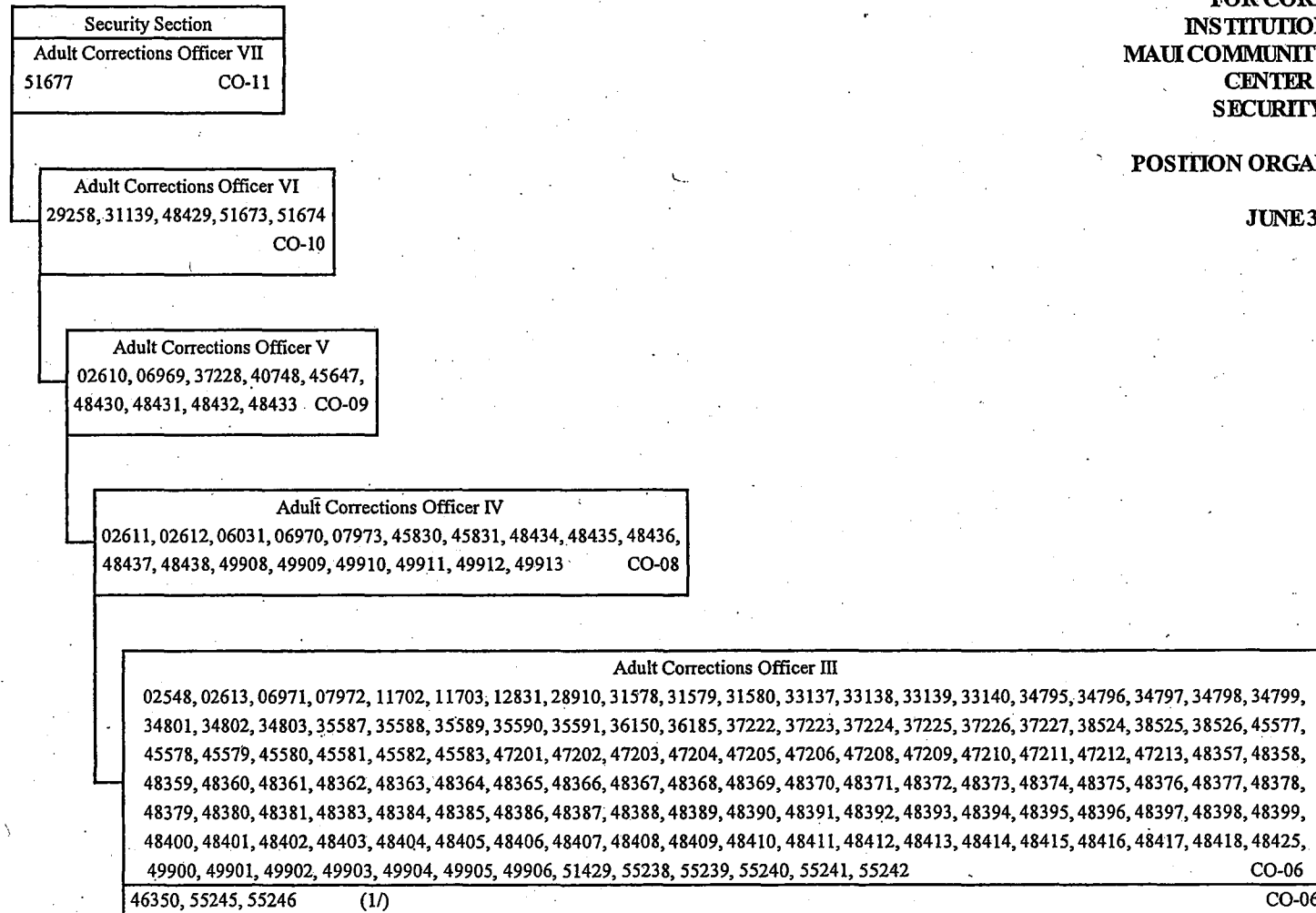
JUNE 30, 2014



STATE OF HAWAII
DEPARTMENT OF PUBLIC SAFETY
OFFICE OF THE DEPUTY DIRECTOR
FOR CORRECTIONS
INSTITUTIONS DIVISION
MAUI COMMUNITY CORRECTIONAL
CENTER BRANCH
SECURITY SECTION

POSITION ORGANIZATION CHART

JUNE 30, 2014

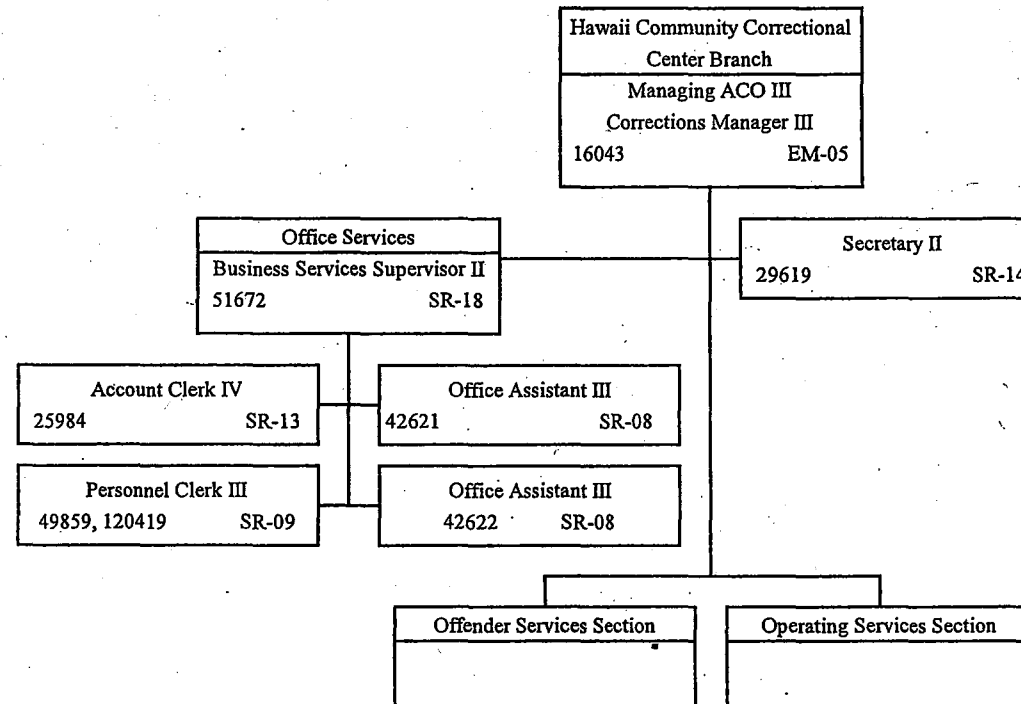


(1) Temporary Positions - Separate Funding

STATE OF HAWAII
 DEPARTMENT OF PUBLIC SAFETY
 OFFICE OF THE DEPUTY DIRECTOR
 FOR CORRECTIONS
 INSTITUTIONS DIVISION
 HAWAII COMMUNITY
 CORRECTIONAL
 CENTER BRANCH
 OFFICE SERVICES STAFF

POSITION ORGANIZATION CHART

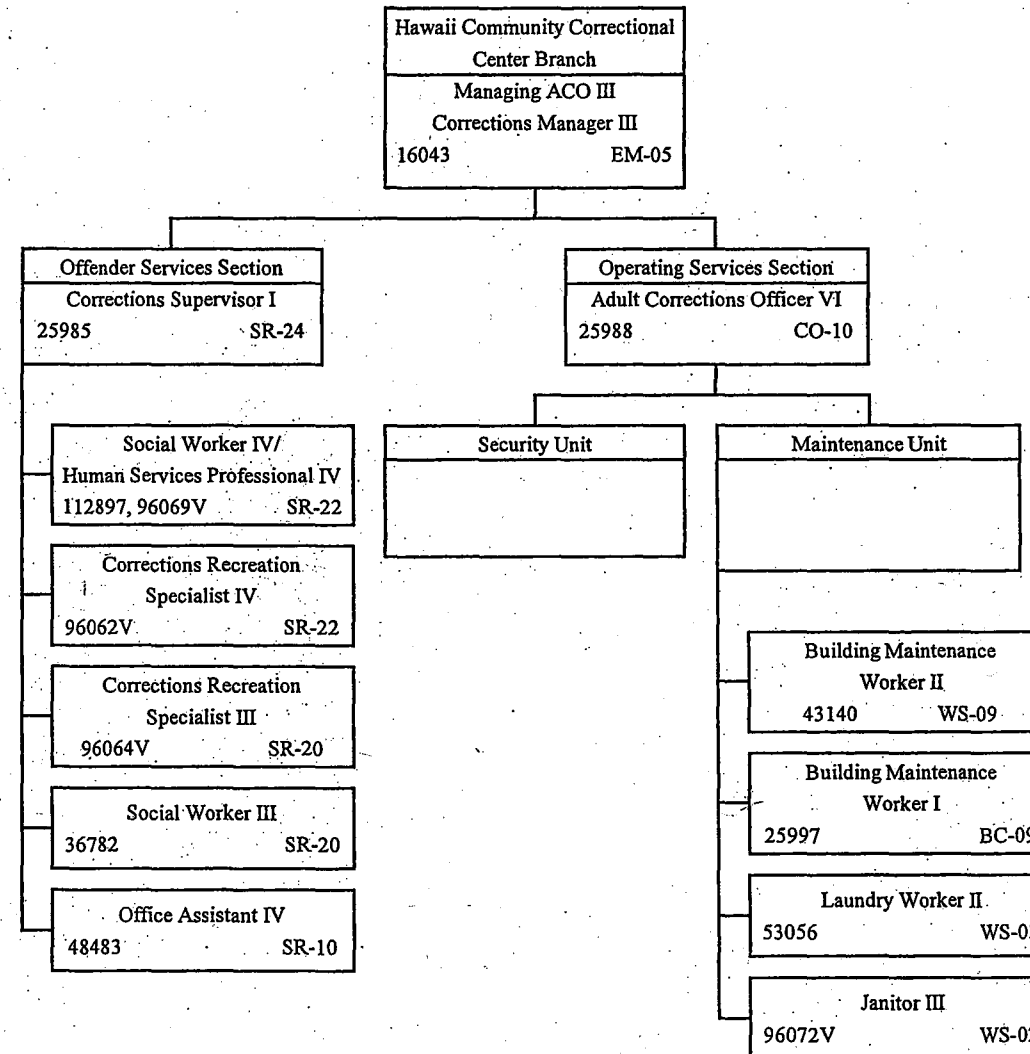
JUNE 30, 2014



STATE OF HAWAII
 DEPARTMENT OF PUBLIC SAFETY
 OFFICE OF THE DEPUTY DIRECTOR
 FOR CORRECTIONS
 INSTITUTIONS DIVISION
 HAWAII COMMUNITY
 CORRECTIONAL
 CENTER BRANCH
 OFFENDER SERVICES SECTION
 OPERATING SERVICES SECTION

POSITION ORGANIZATION CHART

JUNE 30, 2014



STATE OF HAWAII
 DEPARTMENT OF PUBLIC SAFETY
 OFFICE OF THE DEPUTY DIRECTOR
 FOR CORRECTIONS
 INSTITUTIONS DIVISION
 HAWAII COMMUNITY
 CORRECTIONAL
 CENTER BRANCH
 SECURITY UNIT

POSITION ORGANIZATION CHART

JUNE 30, 2014

Security Unit
Adult Corrections Officer V 25979, 25989, 25990, 31146, 33244, 49854 CO-09

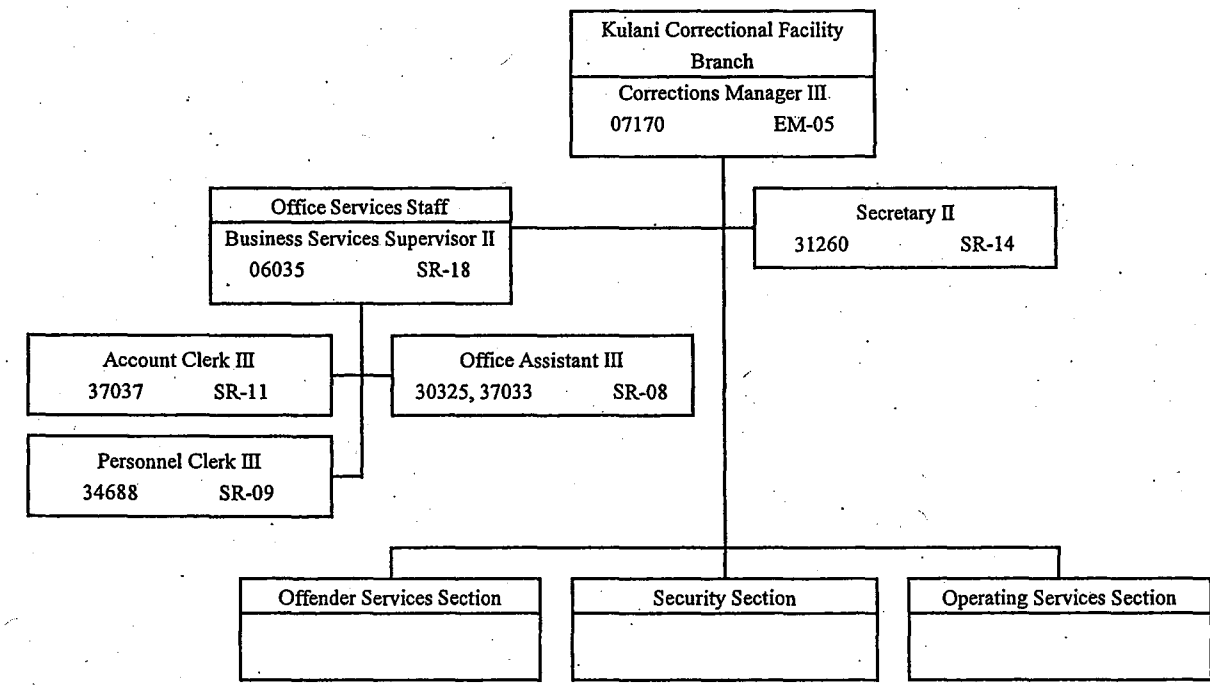
Adult Corrections Officer IV 29561, 29562, 29563, 29564, 29565, 32537, 34262, 34846, 36050, 38662, 39508, 39509, 49840, 49853, 51402, 51403, 51404, 51405, 51406 CO-08
--

Adult Corrections Officer III 02561, 02579, 06834, 08183, 08184, 25504, 25551, 25973, 25974, 25975, 25976, 25977, 25978, 25980, 25981, 25982, 25991, 25992, 25993, 25994, 28918, 30800, 30813, 31196, 31371, 33241, 33242, 33243, 35602, 35624, 35625, 35634, 35637, 35638, 36157, 36172, 37800, 37801, 37807, 37992, 38007, 38122, 38519, 38522, 38523, 49201, 49839, 49841, 49842, 49843, 49844, 49845, 49846, 49847, 49848, 49849, 49850, 49851, 49852, 51407, 51408, 51409, 51410, 51411, 51412, 51413, 51414, 51415, 51416, 51417, 51418, 51419, 51420, 51426, 51427, 51428, 51430, 51431, 51432, 51433, 51434, 51435, 51436, 51437, 51438, 51439, 51440, 51441, 51442, 51444, 51450, 51451, 51452, 51453, 51454, 51455, 51456, 51457, 51458, 51459, 51460, 51669, 118645, 118646, 118647, 118648, 118649, 118650, 118651, 118652, 118653, 118654, 120531, 120532, 120533, 120534, 120535, 120536 CO-06
--

STATE OF HAWAII
 DEPARTMENT OF PUBLIC SAFETY
 OFFICE OF THE DEPUTY DIRECTOR
 FOR CORRECTIONS
 INSTITUTIONS DIVISION
 KULANI CORRECTIONAL
 FACILITY BRANCH
 OFFICE SERVICES STAFF

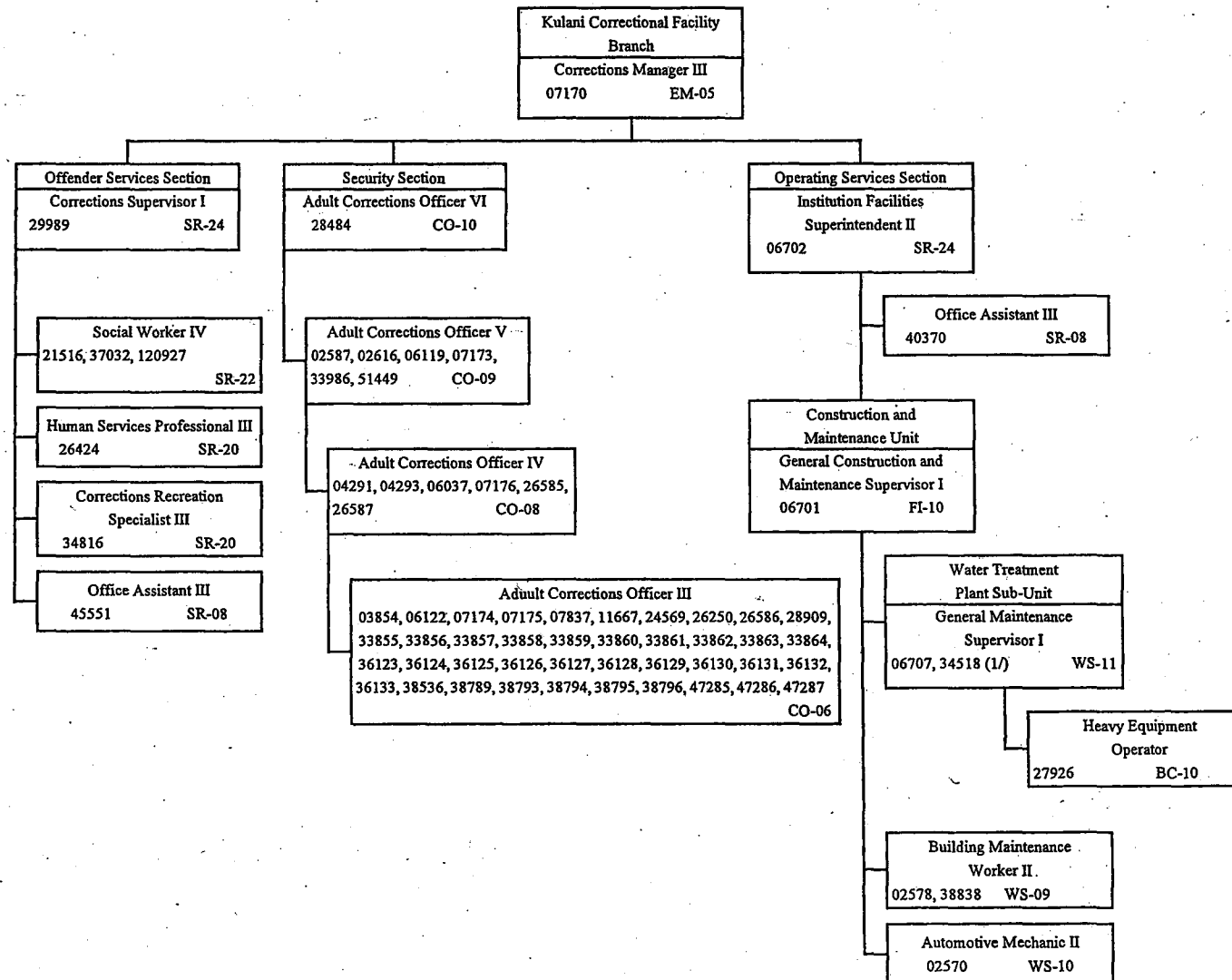
POSITION ORGANIZATION CHART

JUNE 30, 2014



STATE OF HAWAII
 DEPARTMENT OF PUBLIC SAFETY
 OFFICE OF THE DEPUTY DIRECTOR
 FOR CORRECTIONS
 INSTITUTIONS DIVISION
 KULANI CORRECTIONAL
 FACILITY BRANCH
 OFFENDER SERVICES SECTION
 SECURITY SECTION
 OPERATING SERVICES SECTION
 POSITION ORGANIZATION CHART

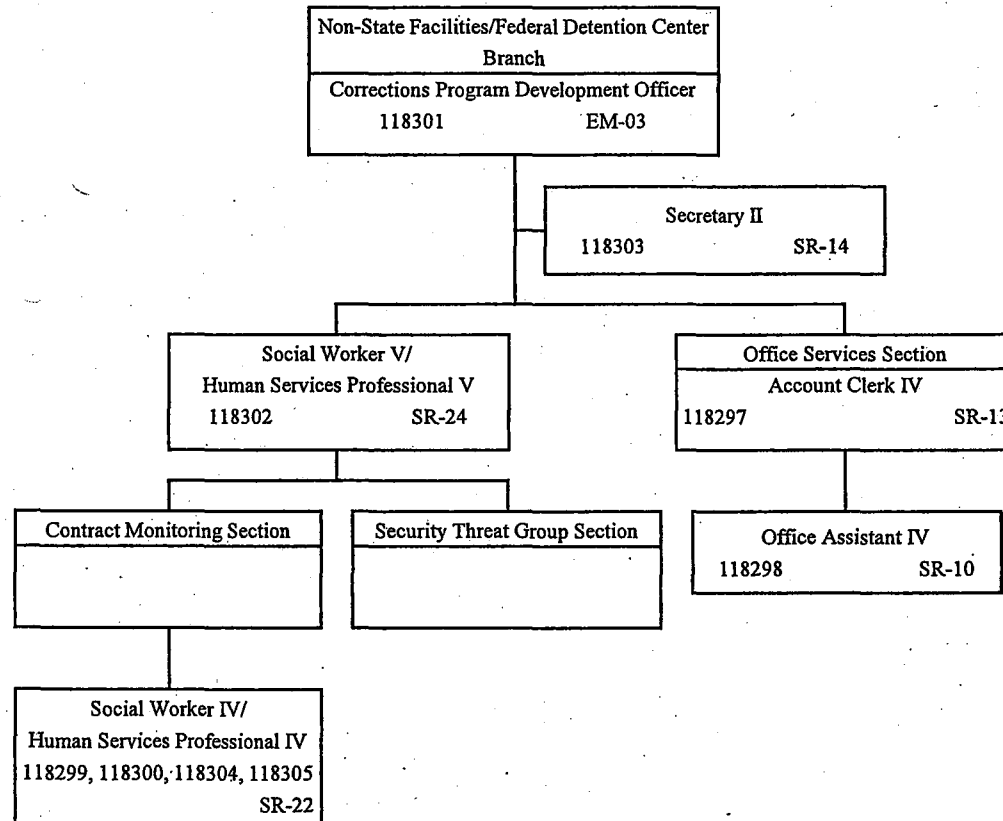
JUNE 30, 2014



1/ Position No. 34518 to be redescribed

STATE OF HAWAII
DEPARTMENT OF PUBLIC SAFETY
OFFICE OF THE DEPUTY DIRECTOR
FOR CORRECTIONS
INSTITUTIONS DIVISION
NON-STATE FACILITIES/FEDERAL
DETENTION CENTER BRANCH
POSITION ORGANIZATION CHART

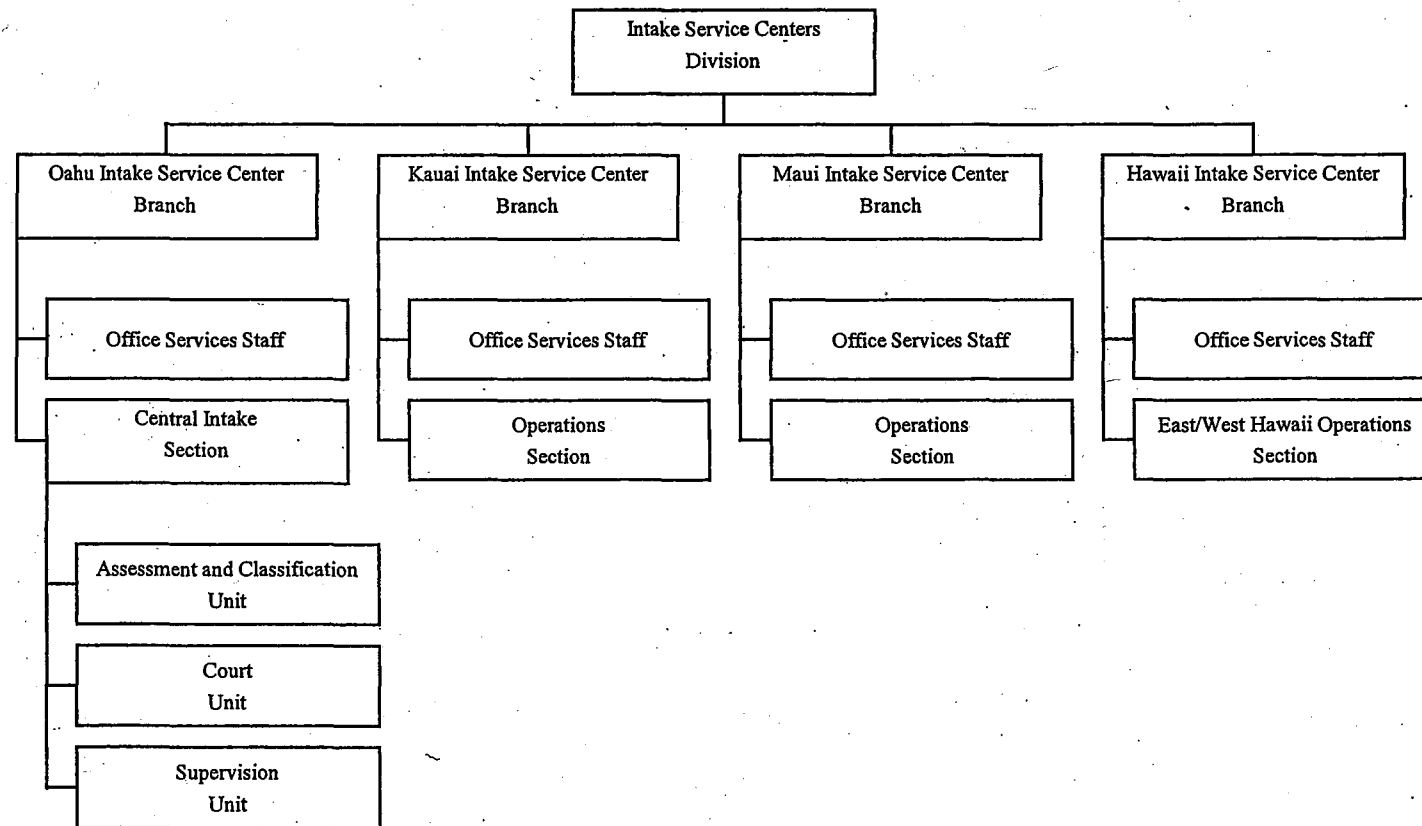
JUNE 30, 2014



STATE OF HAWAII
DEPARTMENT OF PUBLIC SAFETY
OFFICE OF THE DEPUTY DIRECTOR
FOR CORRECTIONS
INTAKE SERVICE CENTERS DIVISION

ORGANIZATION CHART

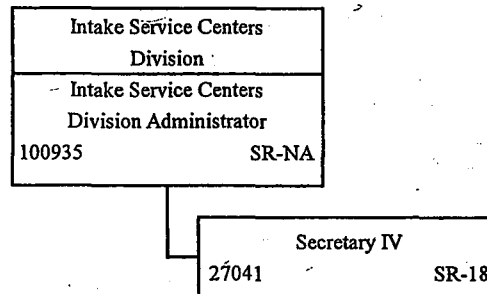
JUNE 30, 2014



STATE OF HAWAII
DEPARTMENT OF PUBLIC SAFETY
OFFICE OF THE DEPUTY DIRECTOR
FOR CORRECTIONS
INTAKE SERVICE CENTERS DIVISION

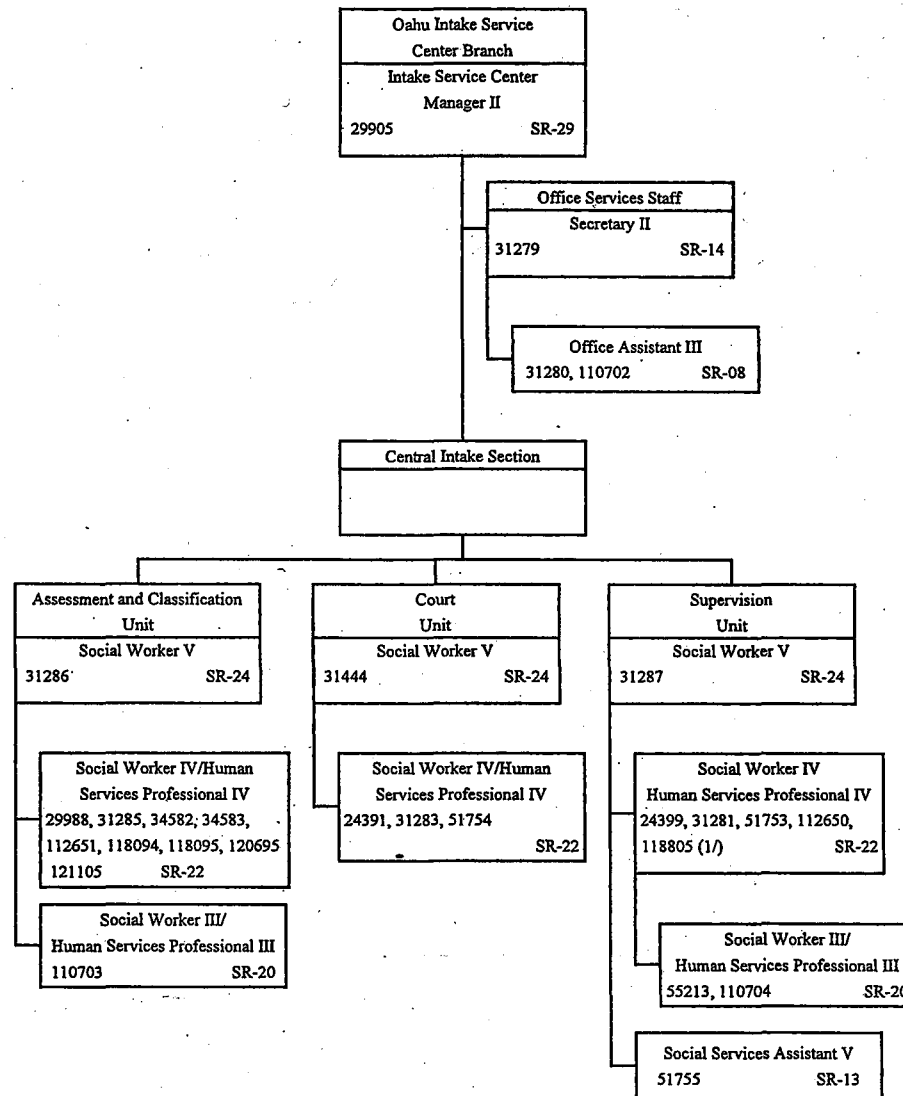
POSITION ORGANIZATION CHART

JUNE 30, 2014



STATE OF HAWAII
DEPARTMENT OF PUBLIC SAFETY
OFFICE OF THE DEPUTY DIRECTOR
FOR CORRECTIONS
INTAKE SERVICE CENTER DIVISION
OAHU INTAKE SERVICE CENTER BRANCH
POSITION ORGANIZATION CHART

JUNE 30, 2014

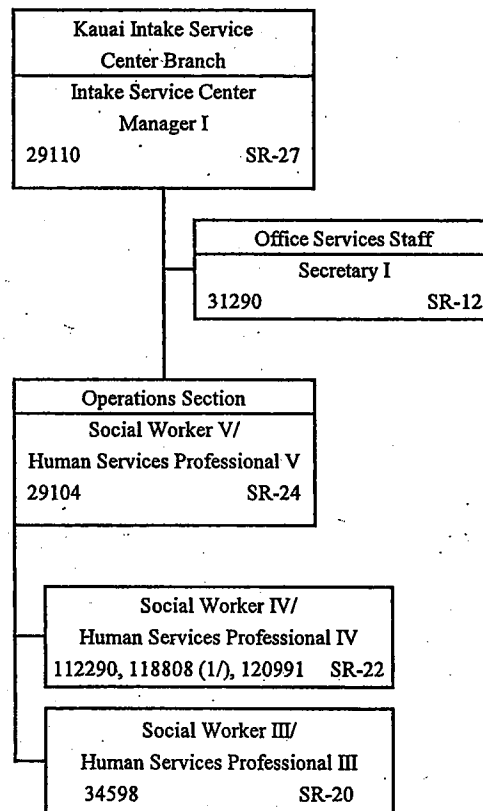


1/ Effective July 1, 2014, position number 118805 to be relocated to Oahu Community Correctional Center.

STATE OF HAWAII
DEPARTMENT OF PUBLIC SAFETY
OFFICE OF THE DEPUTY DIRECTOR
FOR CORRECTIONS
INTAKE SERVICE CENTER DIVISION
KAUAI INTAKE SERVICE CENTER BRANCH

POSITION ORGANIZATION CHART

JUNE 30, 2014

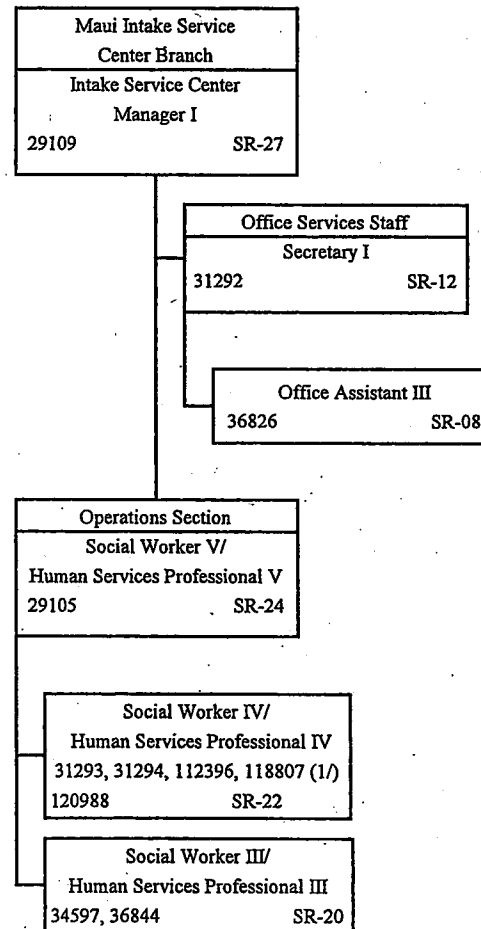


1/ Effective July 1, 2014, position number 118808 to be relocated to Womens Community Correctional Center

STATE OF HAWAII
DEPARTMENT OF PUBLIC SAFETY
OFFICE OF THE DEPUTY DIRECTOR
FOR CORRECTIONS
INTAKE SERVICE CENTERs DIVISION
MAUI INTAKE SERVICE CENTER BRANCH

POSITION ORGANIZATION CHART

JUNE 30, 2014

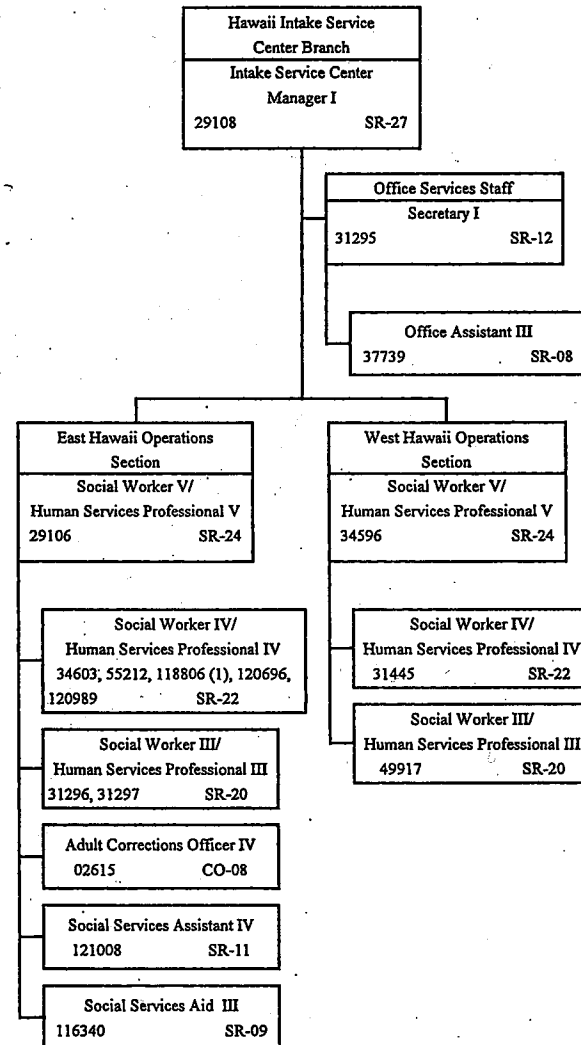


1/ Effective July 1, 2014, position number 118807 to be relocated to Maui Community Correctional Center.

STATE OF HAWAII
 DEPARTMENT OF PUBLIC SAFETY
 OFFICE OF THE DEPUTY DIRECTOR
 FOR CORRECTIONS
 INTAKE SERVICE CENTERS DIVISION
 HAWAII INTAKE CENTER BRANCH

POSITION ORGANIZATION CHART

JUNE 30, 2014

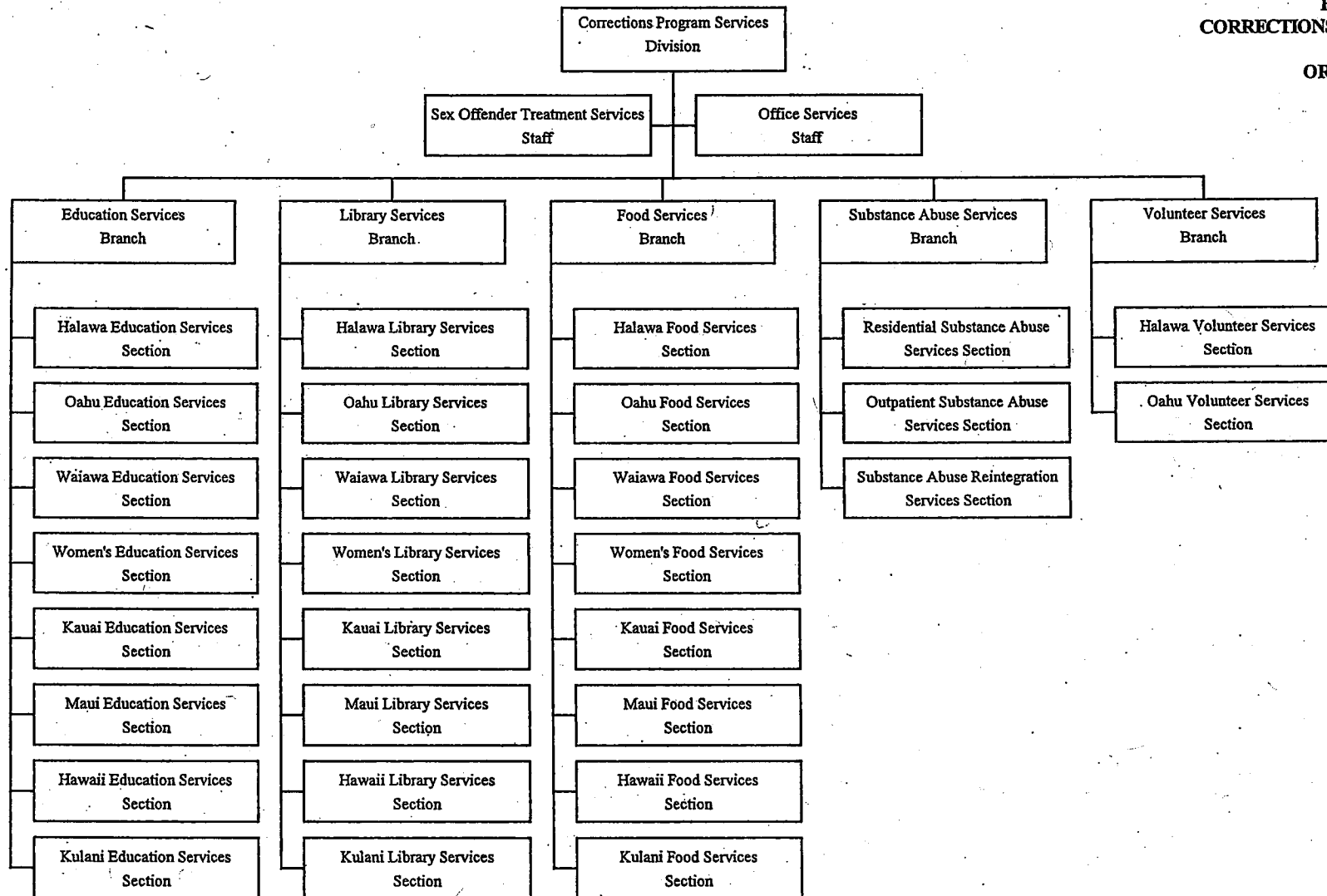


1/ Effective July 1, 2014, position number 118806 to be relocated to Hawaii Community Correctional Center.

STATE OF HAWAII
 DEPARTMENT OF PUBLIC SAFETY
 OFFICE OF THE DEPUTY DIRECTOR
 FOR CORRECTIONS
 CORRECTIONS PROGRAM SERVICES DIVISION

ORGANIZATION CHART

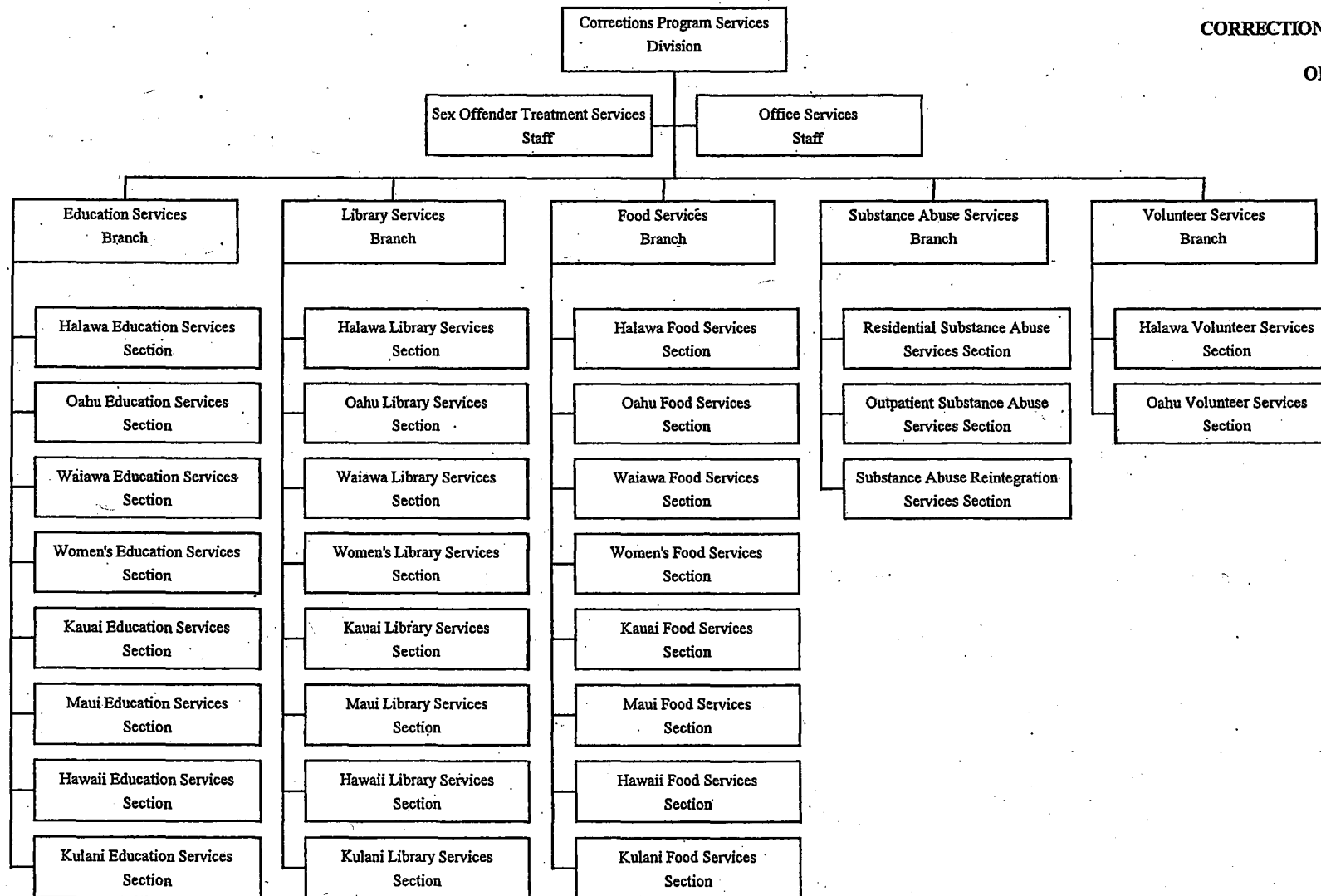
JUNE 30, 2014



STATE OF HAWAII
 DEPARTMENT OF PUBLIC SAFETY
 OFFICE OF THE DEPUTY DIRECTOR
 FOR CORRECTIONS
 CORRECTIONS PROGRAM SERVICES DIVISION

ORGANIZATION CHART

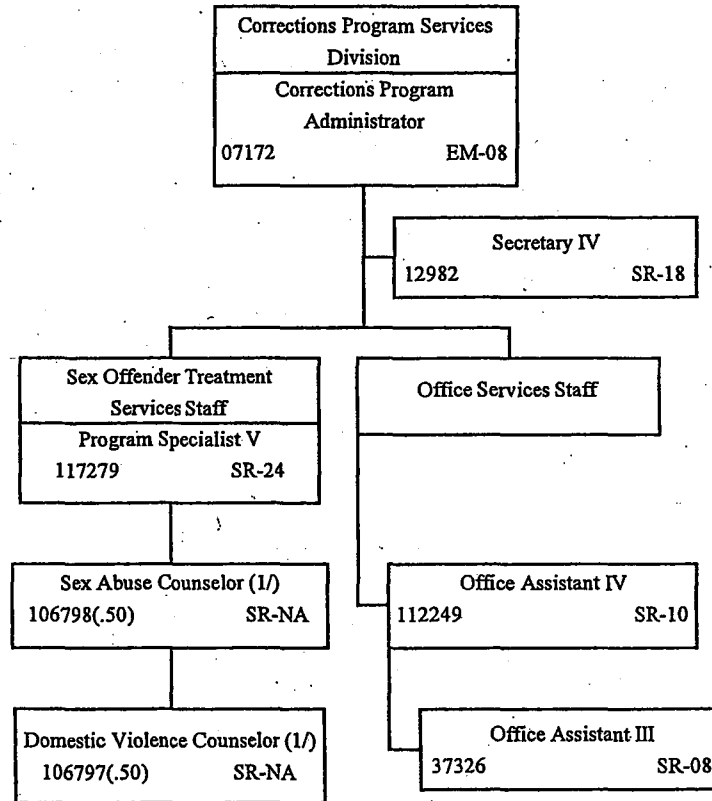
JUNE 30, 2014



**STATE OF HAWAII
DEPARTMENT OF PUBLIC SAFETY
OFFICE OF THE DEPUTY DIRECTOR
FOR CORRECTIONS
CORRECTIONS PROGRAM SERVICES DIVISION**

POSITION ORGANIZATION CHART

JUNE 30, 2014

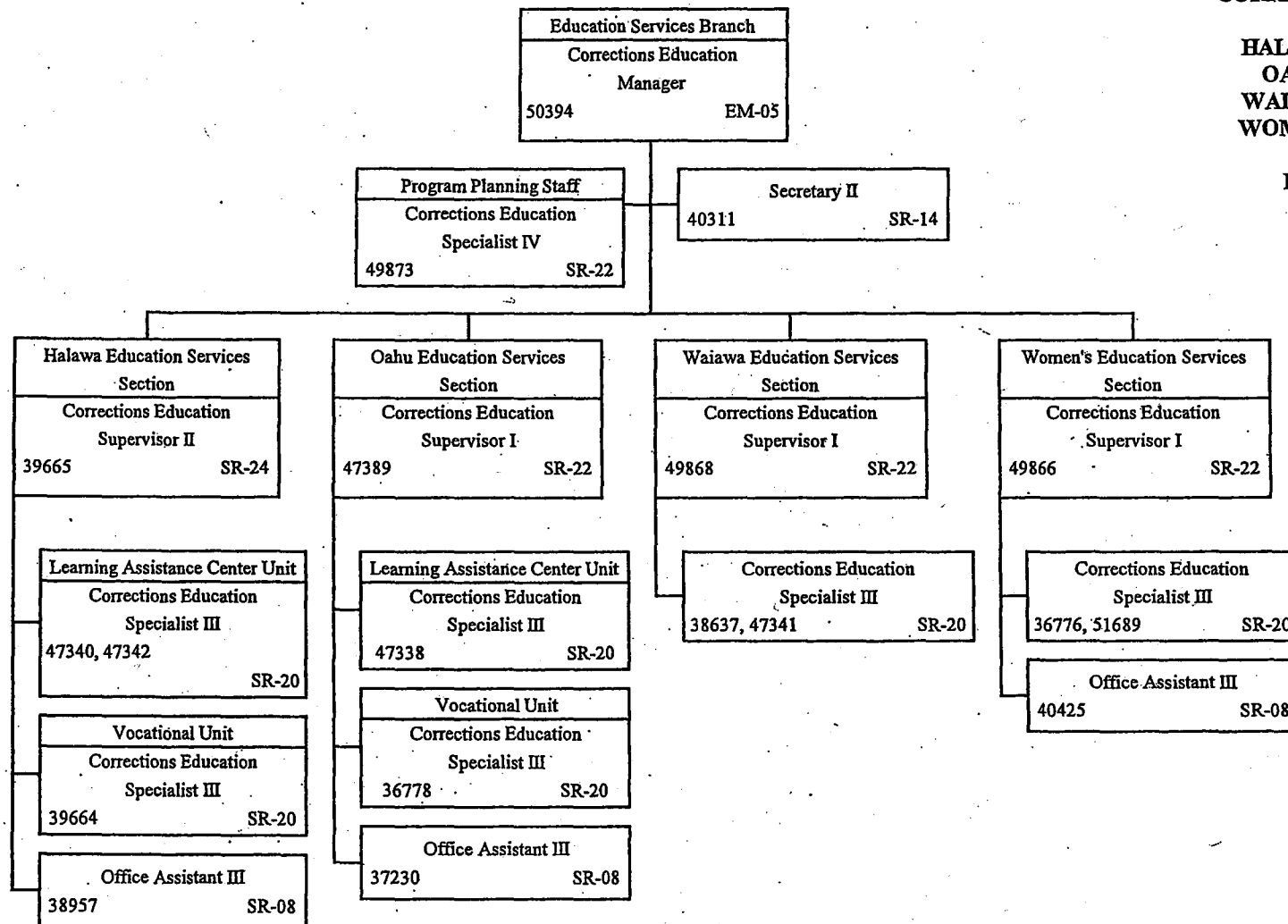


1/ Exempt Position

STATE OF HAWAII
DEPARTMENT OF PUBLIC SAFETY
OFFICE OF THE DEPUTY DIRECTOR
FOR CORRECTIONS
CORRECTIONS PROGRAM SERVICES DIVISION
EDUCATION SERVICES BRANCH
HALAWA EDUCATION SERVICES SECTION
OAHU EDUCATION SERVICES SECTION
WAIAWA EDUCATION SERVICES SECTION
WOMEN'S EDUCATION SERVICES SECTION

POSITION ORGANIZATION CHART

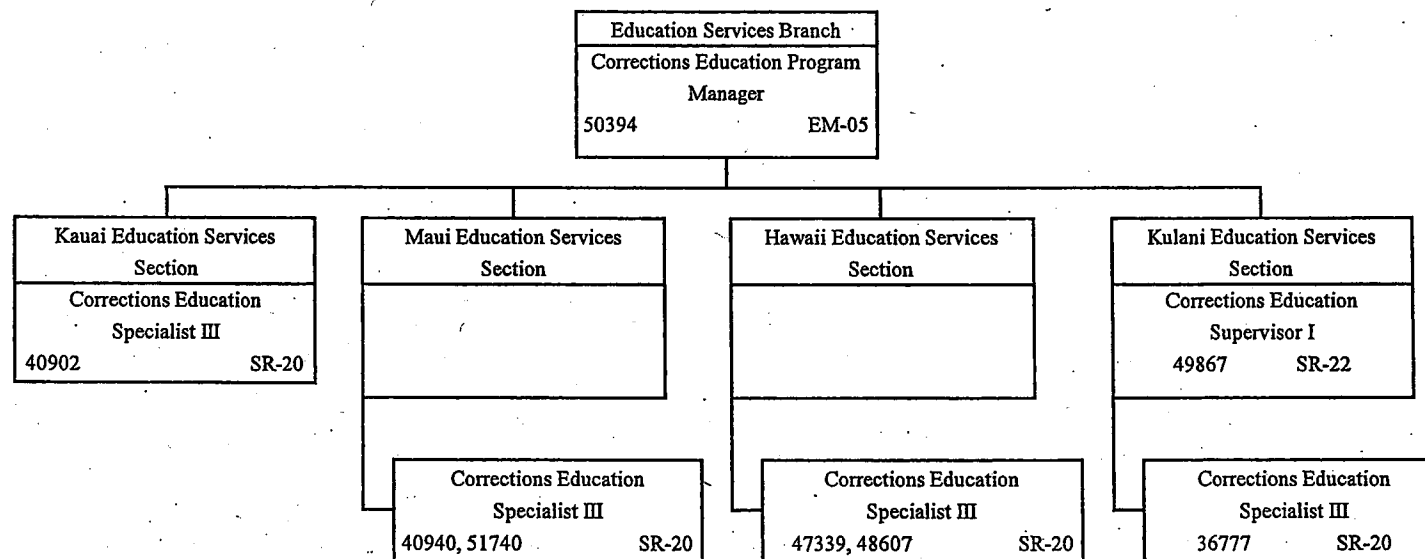
JUNE 30, 2014



STATE OF HAWAII
DEPARTMENT OF PUBLIC SAFETY
OFFICE OF THE DEPUTY DIRECTOR
FOR CORRECTIONS
CORRECTIONS PROGRAMS SERVICES DIVISION
EDUCATION SERVICES BRANCH
KAUAI EDUCATION SERVICES SECTION
MAUI EDUCATION SERVICES SECTION
HAWAII EDUCATION SERVICES SECTION
KULANI EDUCATION SERVICES SECTION

POSITION ORGANIZATION CHART

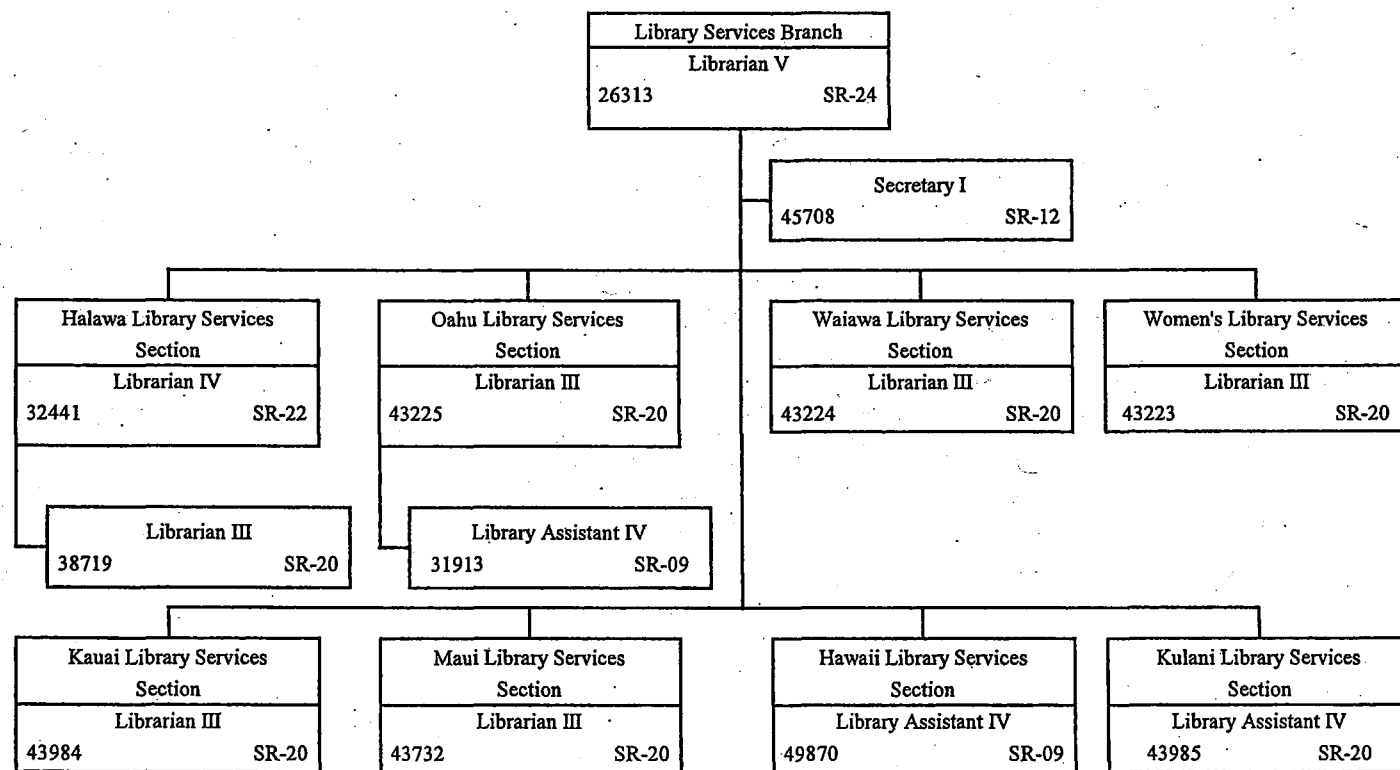
JUNE 30, 2014



STATE OF HAWAII
DEPARTMENT OF PUBLIC SAFETY
OFFICE OF THE DEPUTY DIRECTOR
FOR CORRECTIONS
CORRECTIONS PROGRAM SERVICES DIVISION
LIBRARY SERVICES BRANCH

POSITION ORGANIZATION CHART

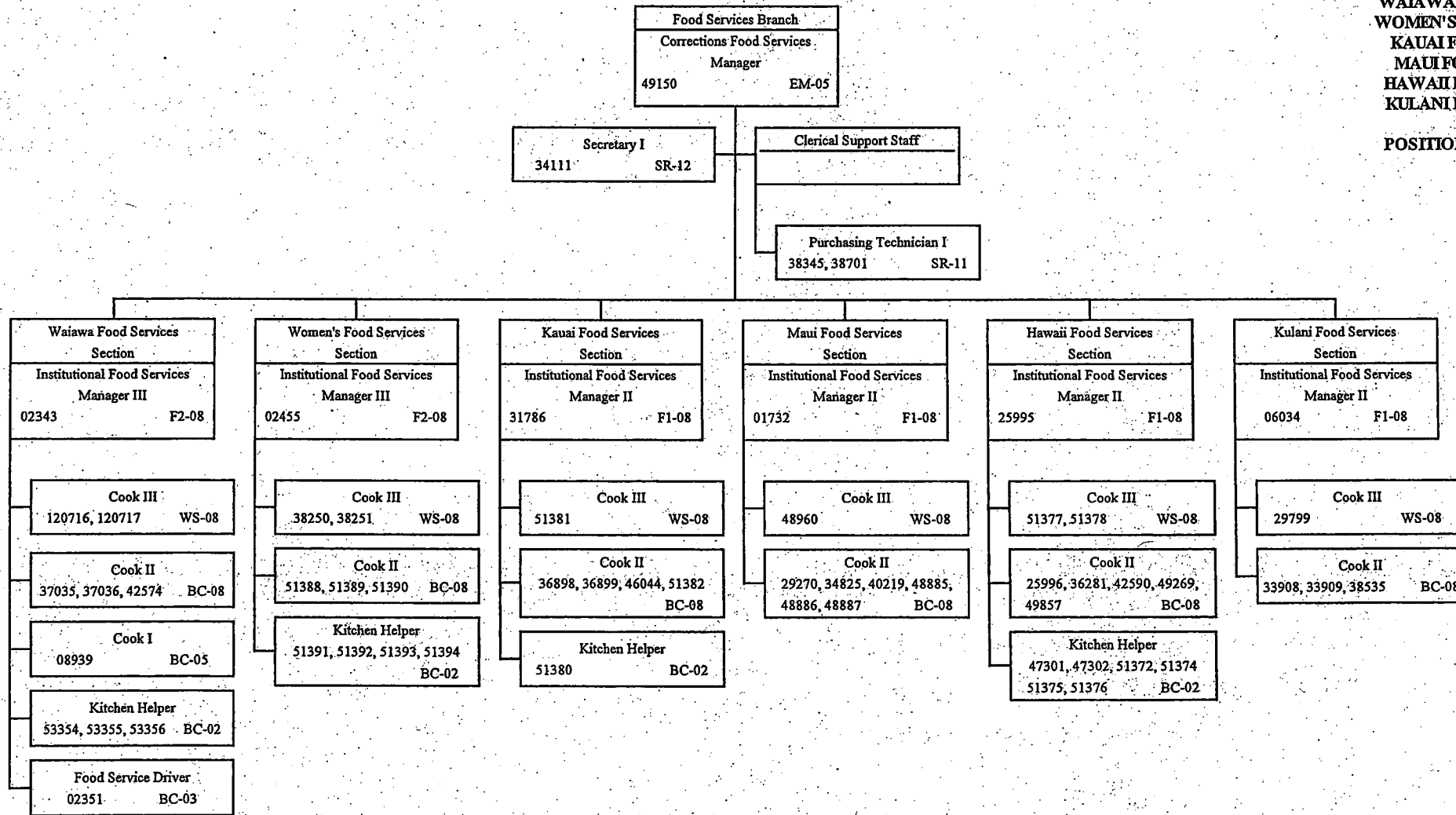
JUNE 30, 2014



STATE OF HAWAII
 DEPARTMENT OF PUBLIC SAFETY
 OFFICE OF THE DEPUTY DIRECTOR
 FOR CORRECTIONS
 CORRECTIONS PROGRAM SERVICES DIVISION
 FOOD SERVICES BRANCH
 WAIAWA FOOD SERVICES SECTION
 WOMEN'S FOOD SERVICES SECTION
 KAUAI FOOD SERVICES SECTION
 MAUI FOOD SERVICES SECTION
 HAWAII FOOD SERVICES SECTION
 KULANI FOOD SERVICES SECTION

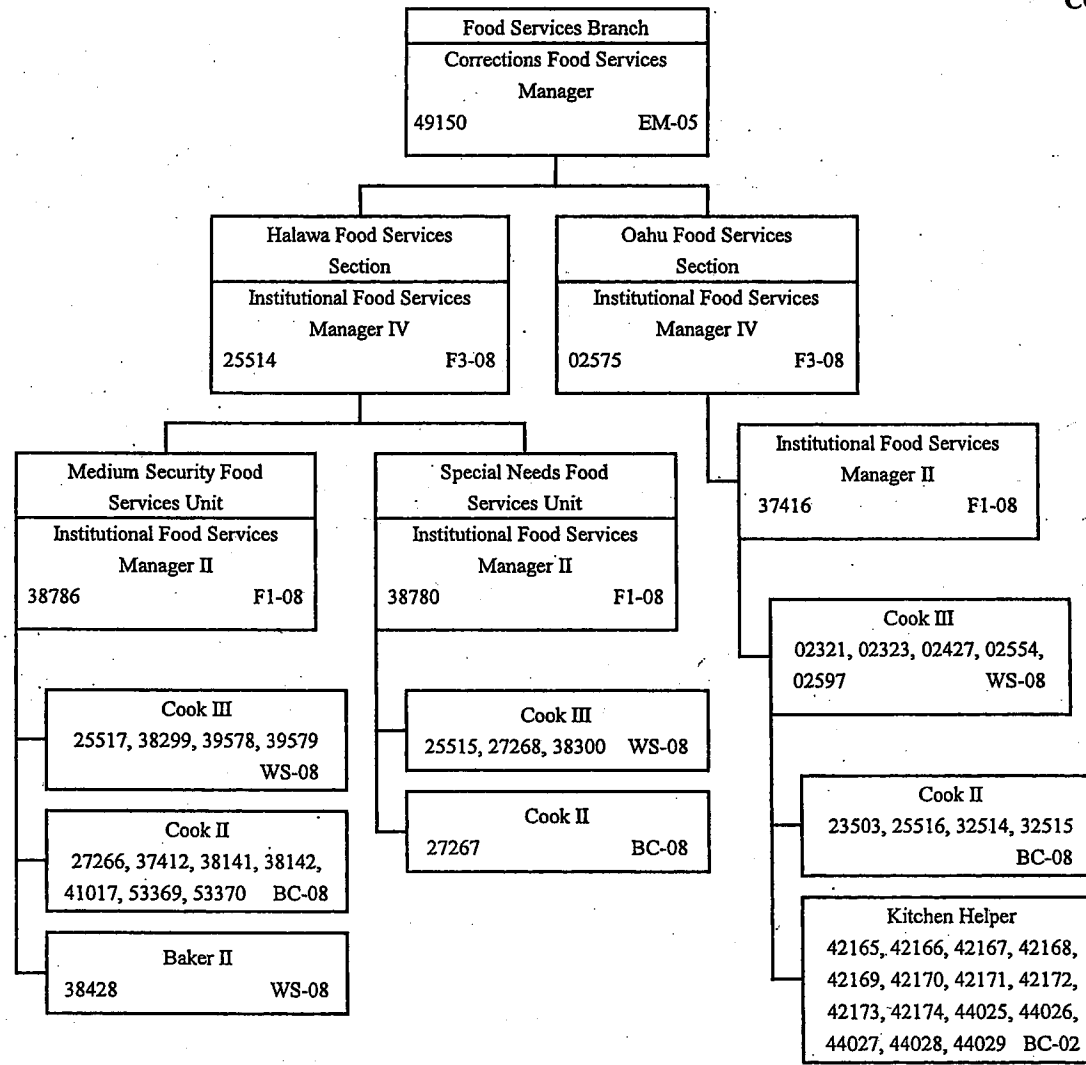
POSITION ORGANIZATION CHART

JUNE 30, 2014



STATE OF HAWAII
DEPARTMENT OF PUBLIC SAFETY
OFFICE OF THE DEPUTY DIRECTOR
FOR CORRECTIONS
CORRECTIONS PROGRAM SERVICES DIVISION
FOOD SERVICES BRANCH
HALAWA FOOD SERVICES SECTION
OAHU FOOD SERVICES SECTION
POSITION ORGANIZATION CHART

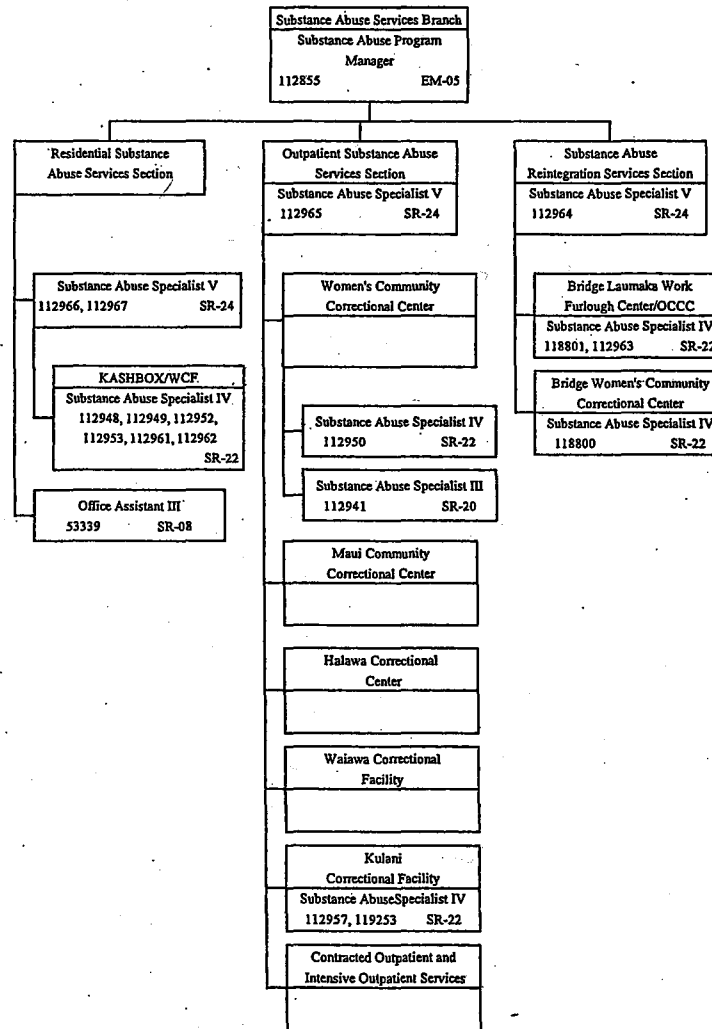
JUNE 30, 2014



STATE OF HAWAII
 DEPARTMENT OF PUBLIC SAFETY
 OFFICE OF THE DEPUTY DIRECTOR
 FOR CORRECTIONS
 CORRECTIONS PROGRAM SERVICES DIVISION
 SUBSTANCE ABUSE SERVICES BRANCH

POSITION ORGANIZATION CHART

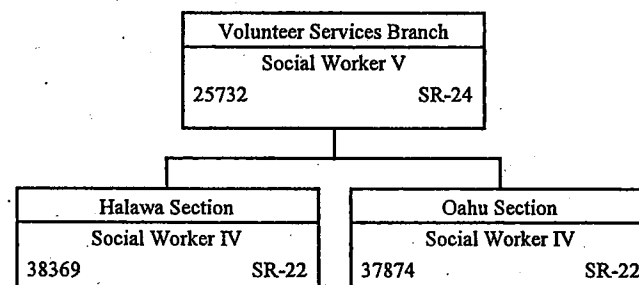
JUNE 30, 2014



STATE OF HAWAII
DEPARTMENT OF PUBLIC SAFETY
OFFICE OF THE DEPUTY DIRECTOR
FOR CORRECTIONS
CORRECTIONS PROGRAM SERVICES DIVISION
VOLUNTEER SERVICES BRANCH

POSITION ORGANIZATION CHART

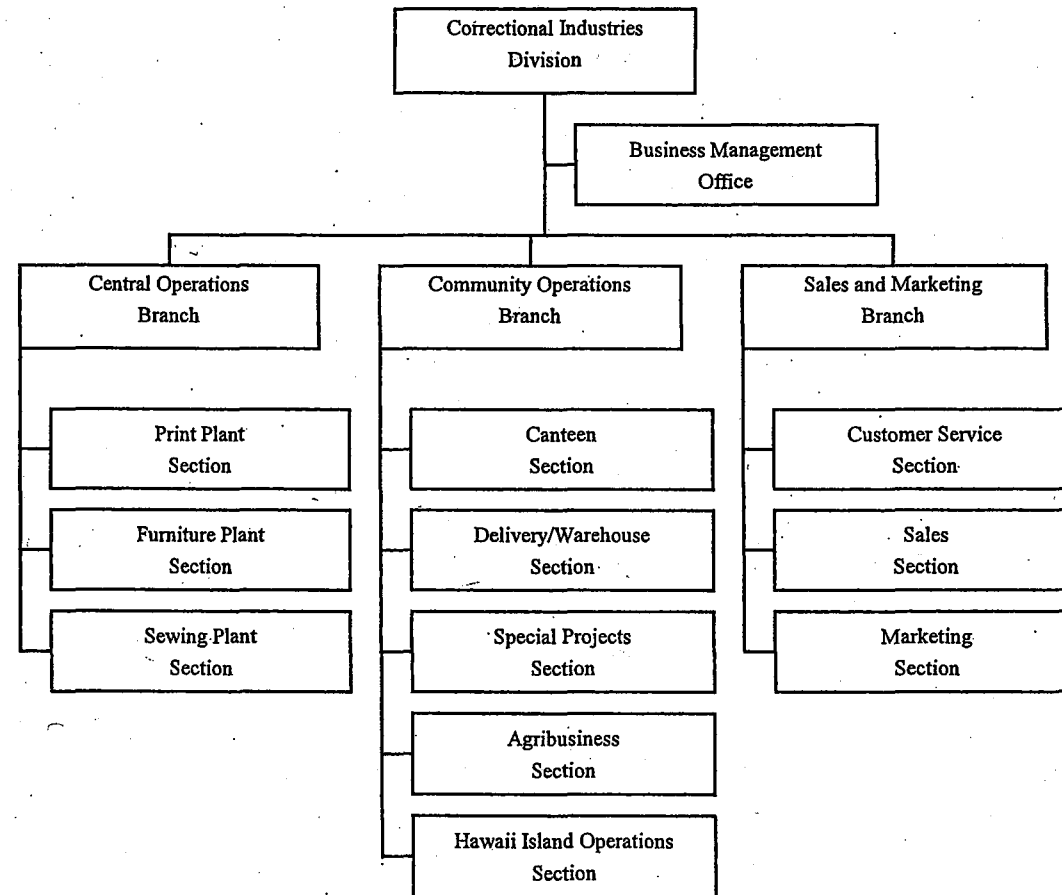
JUNE 30, 2014



STATE OF HAWAII
DEPARTMENT OF PUBLIC SAFETY
OFFICE OF THE DEPUTY DIRECTOR
FOR CORRECTIONS
CORRECTIONAL INDUSTRIES DIVISION

ORGANIZATION CHART

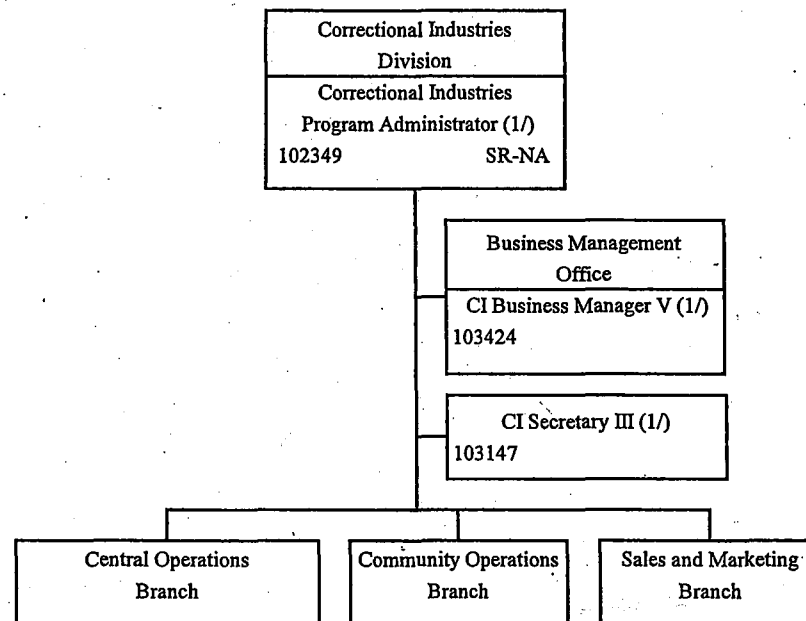
JUNE 30, 2014



STATE OF HAWAII
DEPARTMENT OF PUBLIC SAFETY
OFFICE OF THE DEPUTY DIRECTOR
FOR CORRECTIONS
CORRECTIONAL INDUSTRIES DIVISION

POSITION ORGANIZATION CHART

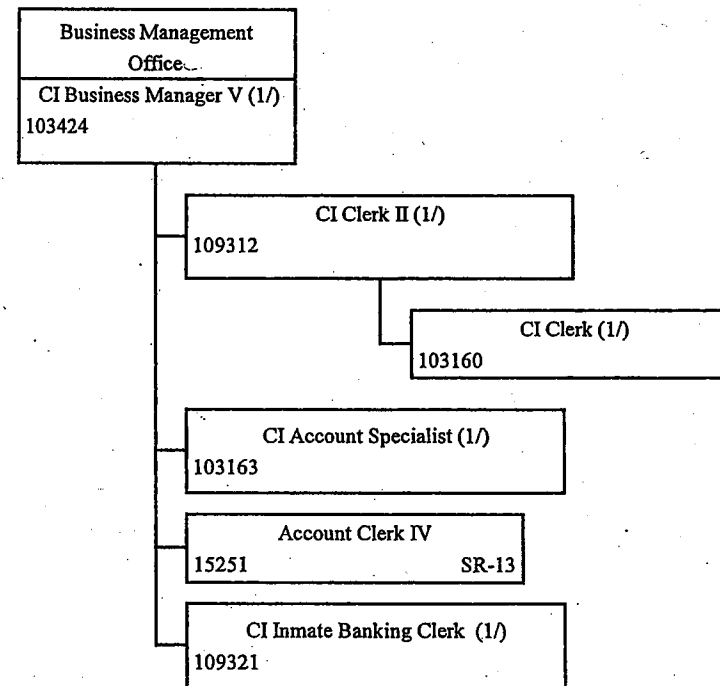
JUNE 30, 2014



STATE OF HAWAII
DEPARTMENT OF PUBLIC SAFETY
OFFICE OF THE DEPUTY DIRECTOR
FOR CORRECTIONS
CORRECTIONAL INDUSTRIES DIVISION
BUSINESS MANAGEMENT OFFICE

POSITION ORGANIZATION CHART

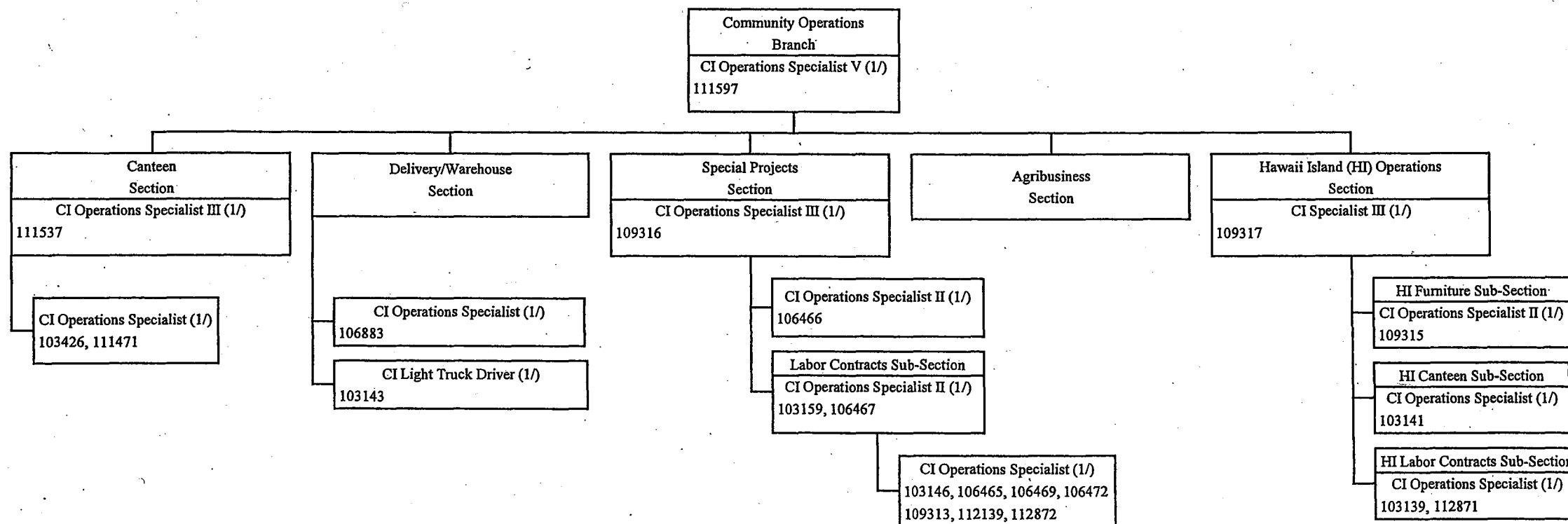
JUNE 30, 2014



**STATE OF HAWAII
DEPARTMENT OF PUBLIC SAFETY
OFFICE OF THE DEPUTY DIRECTOR
FOR CORRECTIONS
CORRECTIONAL INDUSTRIES DIVISION
COMMUNITY OPERATIONS
BRANCH**

POSITION ORGANIZATION CHART

JUNE 30, 2014

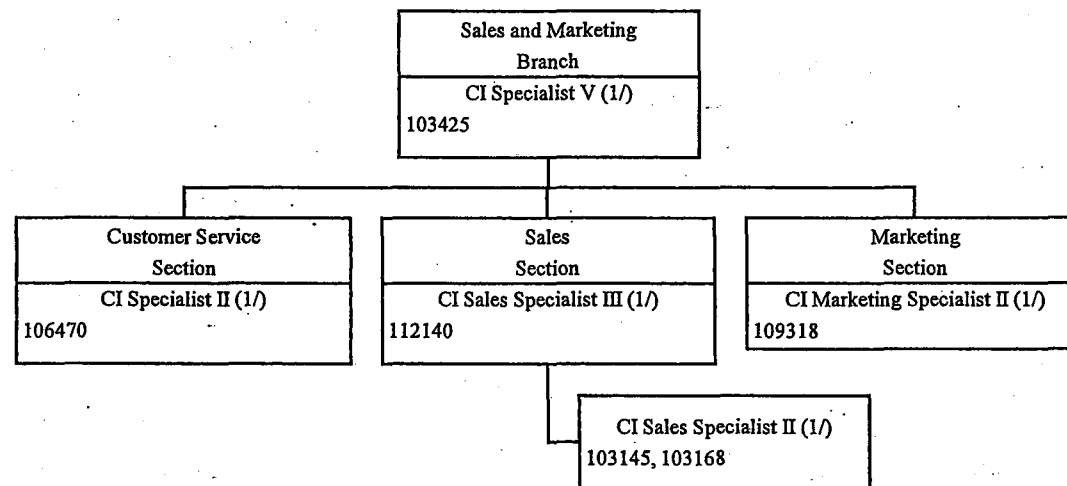


1/ Exempt Position NTE 06/30/2014

STATE OF HAWAII
DEPARTMENT OF PUBLIC SAFETY
OFFICE OF THE DEPUTY DIRECTOR
FOR CORRECTIONS
CORRECTIONAL INDUSTRIES DIVISION
SALES AND MARKETING
BRANCH

POSITION ORGANIZATION CHART

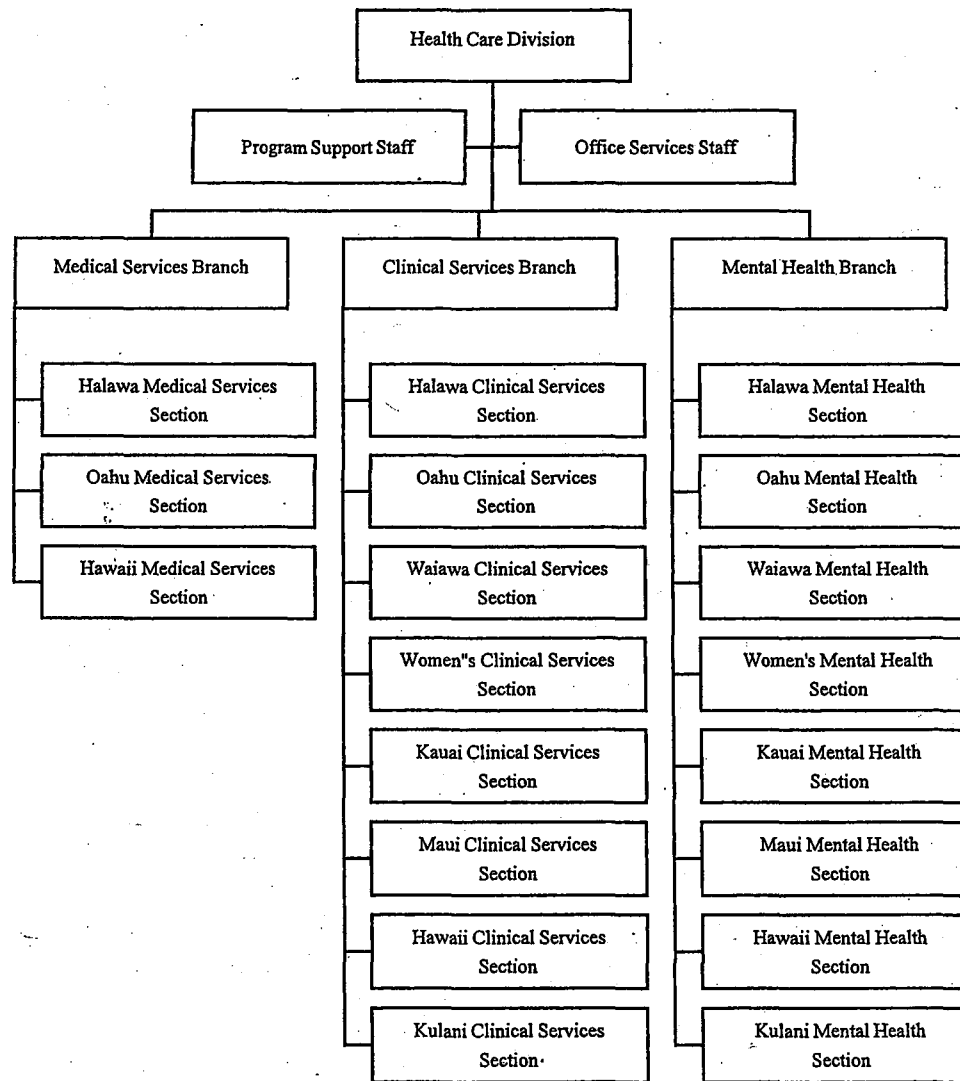
JUNE 30, 2014



STATE OF HAWAII
DEPARTMENT OF PUBLIC SAFETY
OFFICE OF THE DEPUTY DIRECTOR
FOR CORRECTIONS
HEALTH CARE DIVISION

ORGANIZATION CHART

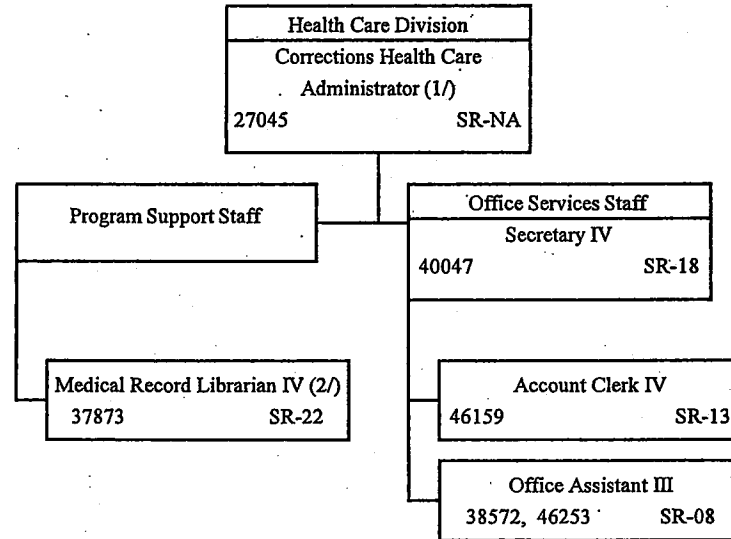
JUNE 30, 2014



**STATE OF HAWAII
DEPARTMENT OF PUBLIC SAFETY
OFFICE OF THE DEPUTY DIRECTOR
FOR CORRECTIONS
HEALTH CARE DIVISION**

POSITION ORGANIZATION CHART

JUNE 30, 2014

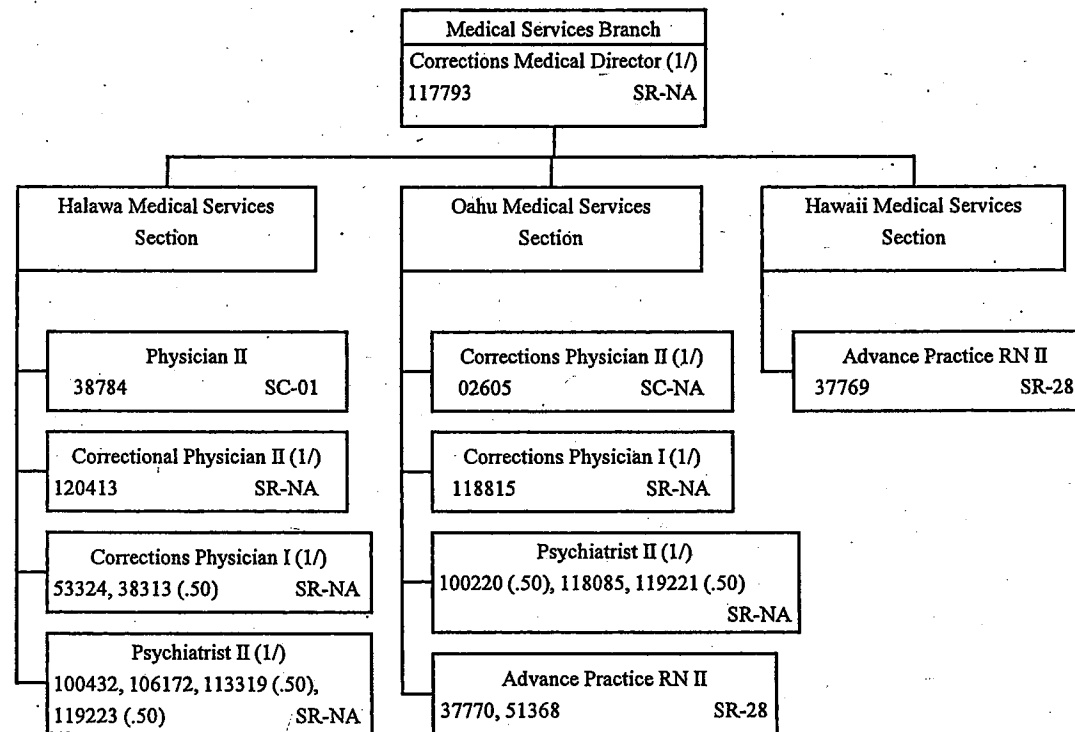


1/ Exempt Position
2/ To be redescribed

STATE OF HAWAII
DEPARTMENT OF PUBLIC SAFETY
OFFICE OF THE DEPUTY DIRECTOR
FOR CORRECTIONS
HEALTH CARE DIVISION
MEDICAL SERVICES BRANCH

POSITION ORGANIZATION CHART

JUNE 30, 2014

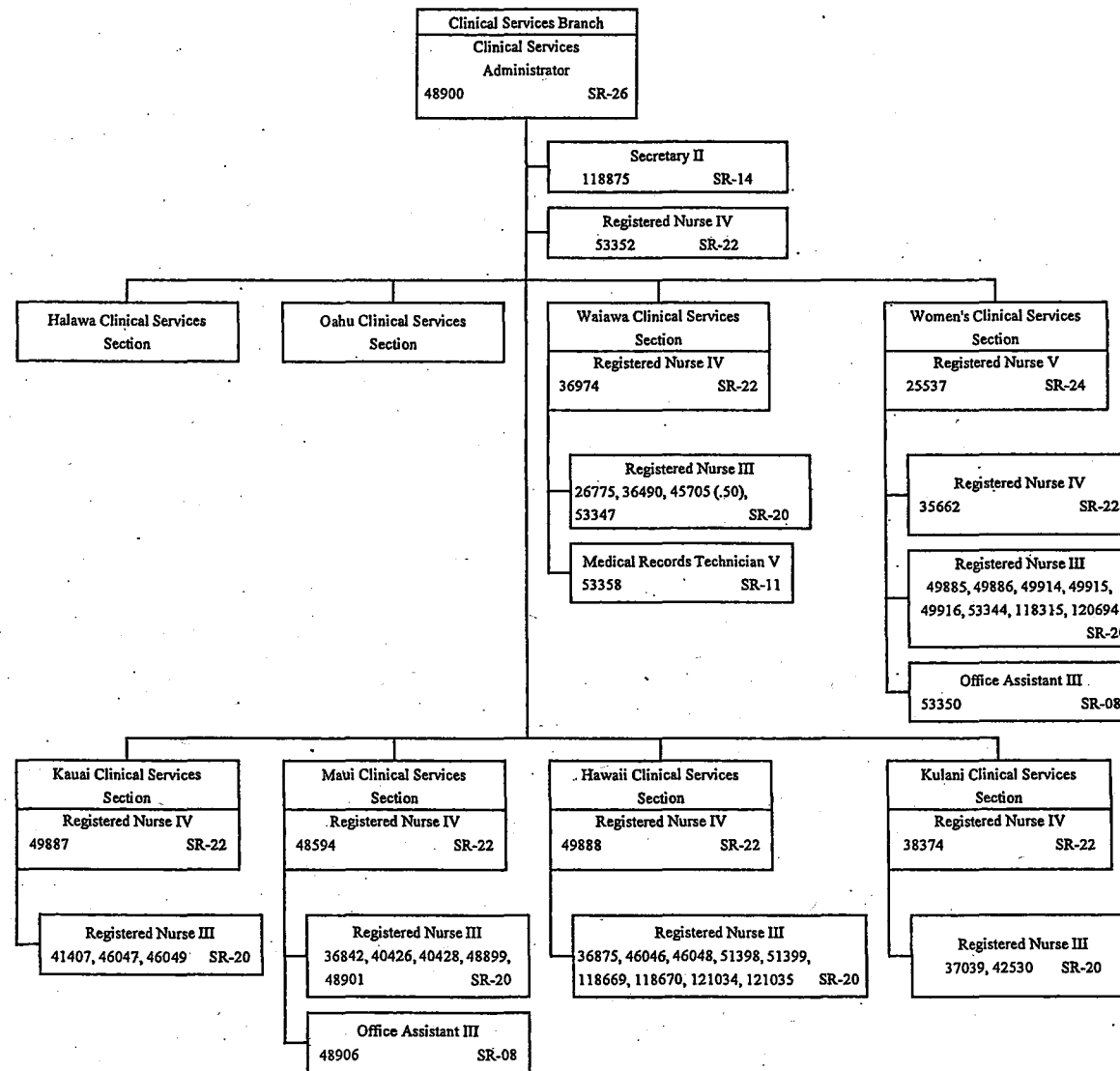


1/ Exempt Position

STATE OF HAWAII
DEPARTMENT OF PUBLIC SAFETY
OFFICE OF THE DEPUTY DIRECTOR
FOR CORRECTIONS
HEALTH CARE DIVISION
CLINICAL SERVICES BRANCH
WAIAWA CLINICAL SERVICES
SECTION
WOMEN'S CLINICAL SERVICES
SECTION
KAUAI CLINICAL SERVICES
SECTION
MAUI CLINICAL SERVICES
SECTION
KULANI CLINICAL SERVICES
SECTION
HAWAII CLINICAL SERVICES
SECTION

POSITION ORGANIZATION CHART

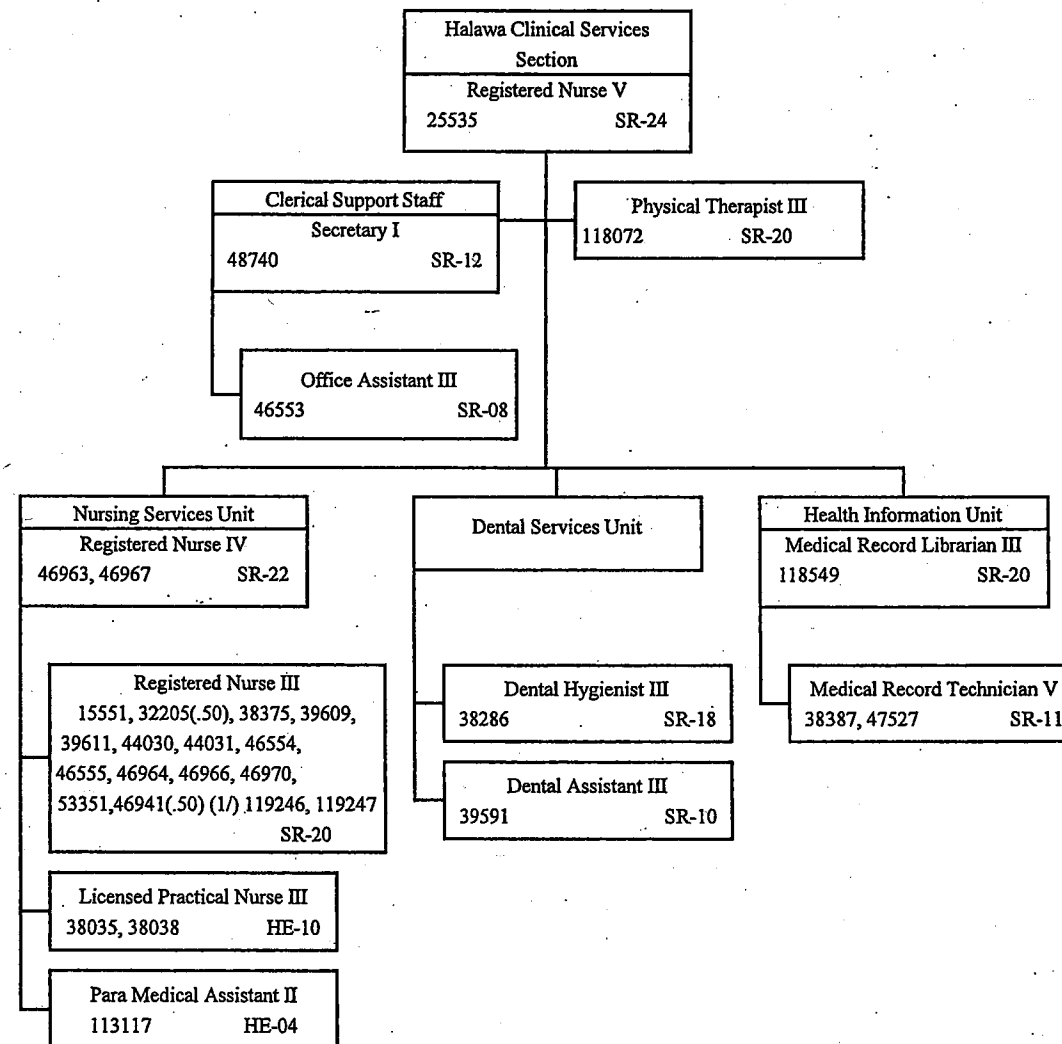
JUNE 30, 2014



STATE OF HAWAII
DEPARTMENT OF PUBLIC SAFETY
OFFICE OF THE DEPUTY DIRECTOR
FOR CORRECTIONS
HEALTH CARE DIVISION
CLINICAL SERVICES BRANCH
HALAWA CLINICAL SERVICES
SECTION

POSITION ORGANIZATION CHART

JUNE 30, 2014

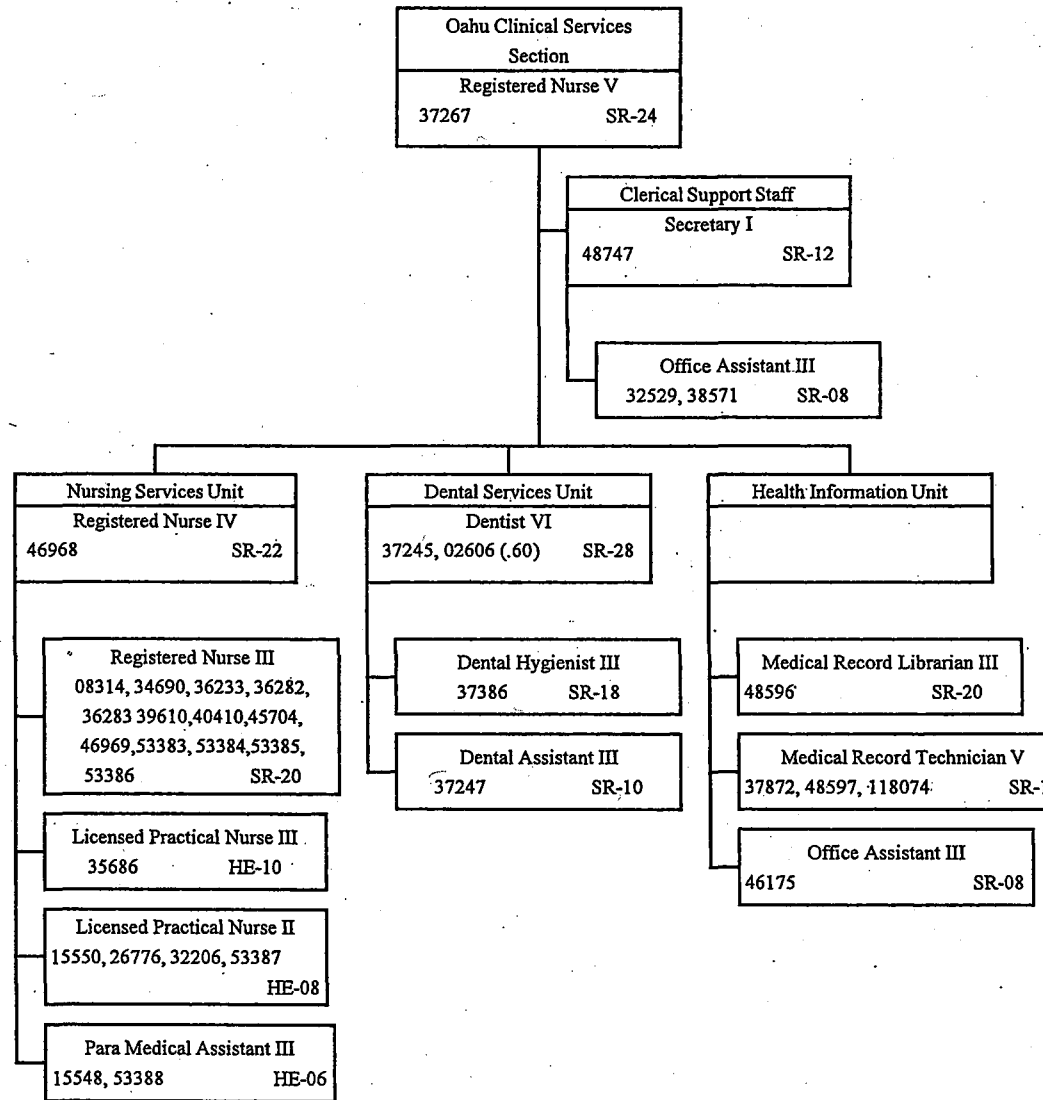


1/ Position number 46941 to be relocated to OCCC Clinical Services Section.

STATE OF HAWAII
 DEPARTMENT OF PUBLIC SAFETY
 OFFICE OF THE DEPUTY DIRECTOR
 FOR CORRECTIONS
 HEALTH CARE DIVISION
 CLINICAL SERVICES BRANCH
 OAHU CLINICAL SERVICES
 SECTION

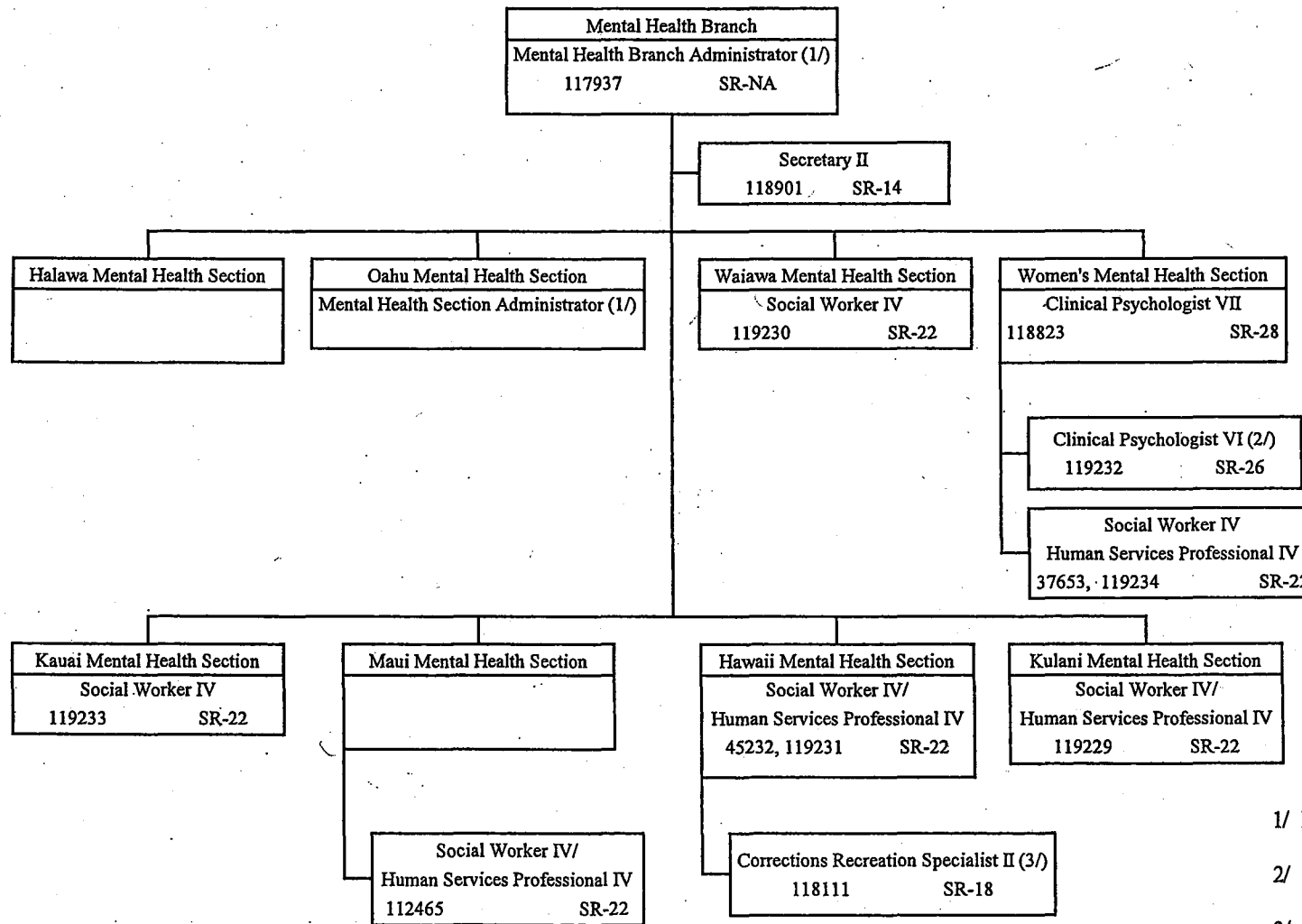
POSITION ORGANIZATION CHART

JUNE 30, 2014



**STATE OF HAWAII
DEPARTMENT OF PUBLIC SAFETY
OFFICE OF THE DEPUTY DIRECTOR
FOR CORRECTIONS
HEALTH CARE DIVISION
MENTAL HEALTH BRANCH
POSITION ORGANIZATION CHART**

JUNE 30, 2014



1/ Exempt Position

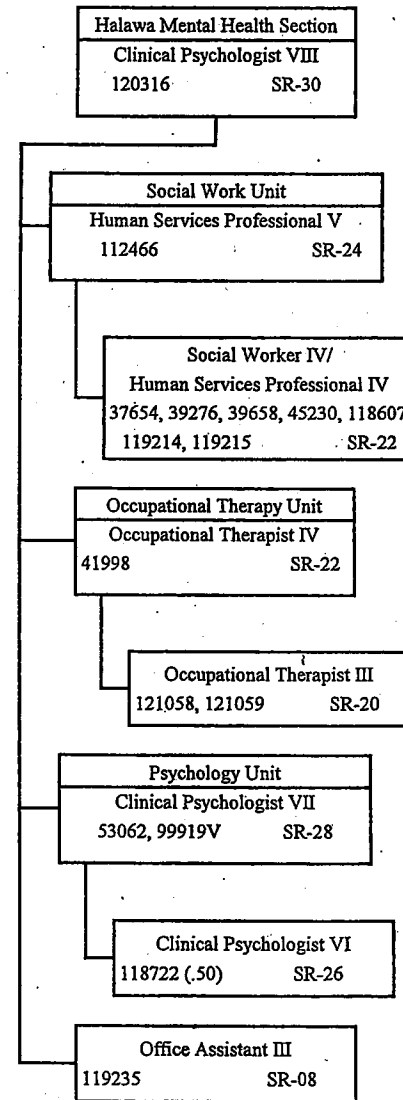
2/ To be relocated to Maui Mental Health Section

3/ Request to reallocate to
Corrections Recreation Specialist III.

STATE OF HAWAII
DEPARTMENT OF PUBLIC SAFETY
OFFICE OF THE DEPUTY DIRECTOR
FOR CORRECTIONS
HEALTH CARE DIVISION
MENTAL HEALTH BRANCH
HALAWA MENTAL HEALTH
SECTION

POSITION ORGANIZATION CHART

JUNE 30, 2014

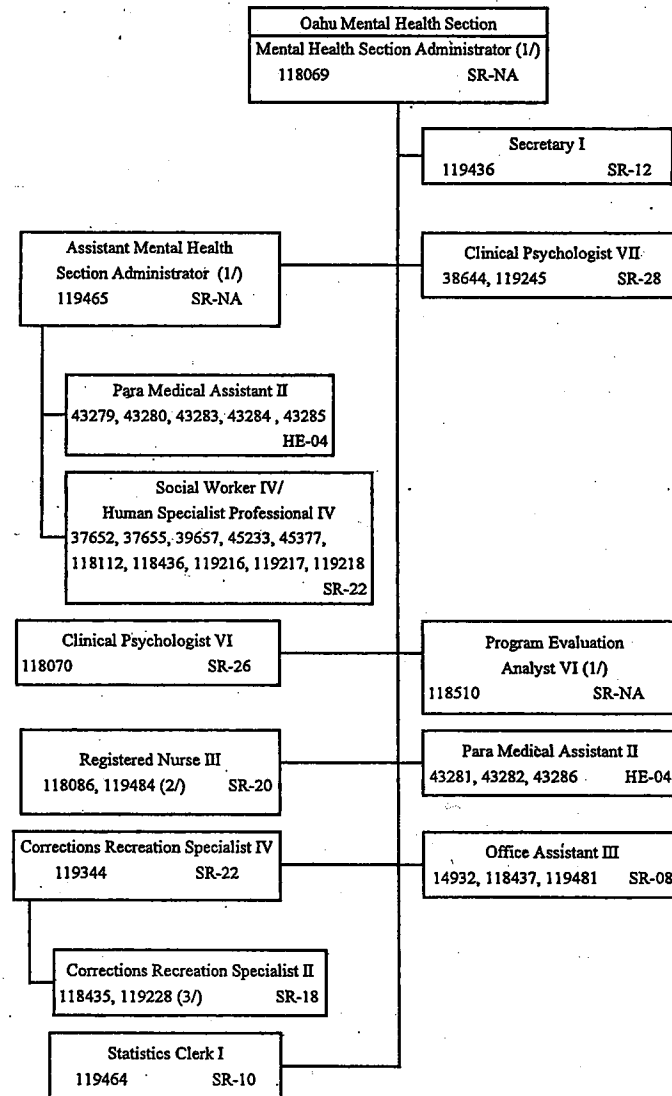


STATE OF HAWAII
DEPARTMENT OF PUBLIC SAFETY
OFFICE OF THE DEPUTY DIRECTOR
FOR CORRECTIONS
HEALTH CARE DIVISION
MENTAL HEALTH BRANCH

OAHU MENTAL HEALTH SECTION

POSITION ORGANIZATION CHART

JUNE 30, 2014



1/ Exempt Position

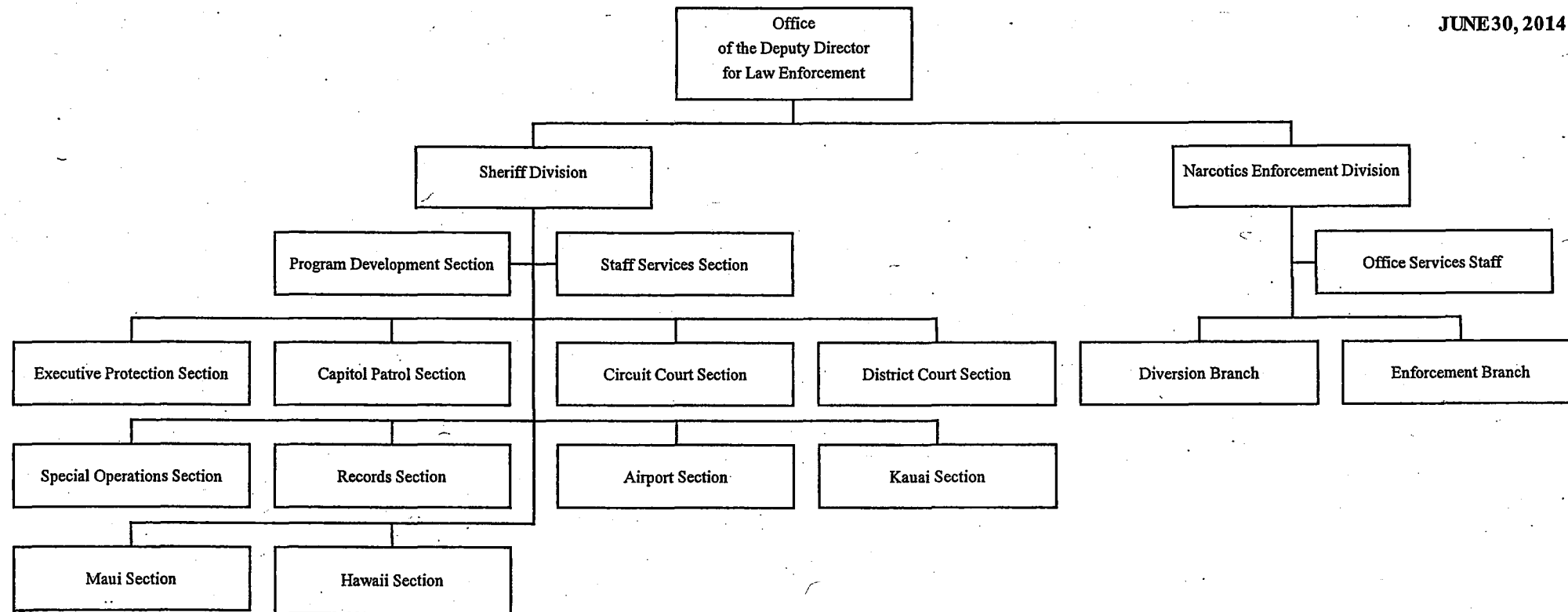
2/ Position number 119484 to be relocated to Halawa Clinical Services

3/ Position numbers 118435 and 119228 requested to be reallocated to Corrections Recreations Specialist III

STATE OF HAWAII
 DEPARTMENT OF PUBLIC SAFETY
 OFFICE OF THE DEPUTY DIRECTOR
 FOR LAW ENFORCEMENT

ORGANIZATION CHART

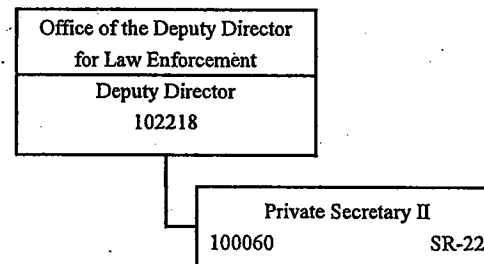
JUNE 30, 2014



**STATE OF HAWAII
DEPARTMENT OF PUBLIC SAFETY
OFFICE OF THE DEPUTY DIRECTOR
FOR LAW ENFORCEMENT**

POSITION ORGANIZATION CHART

JUNE 30, 2014

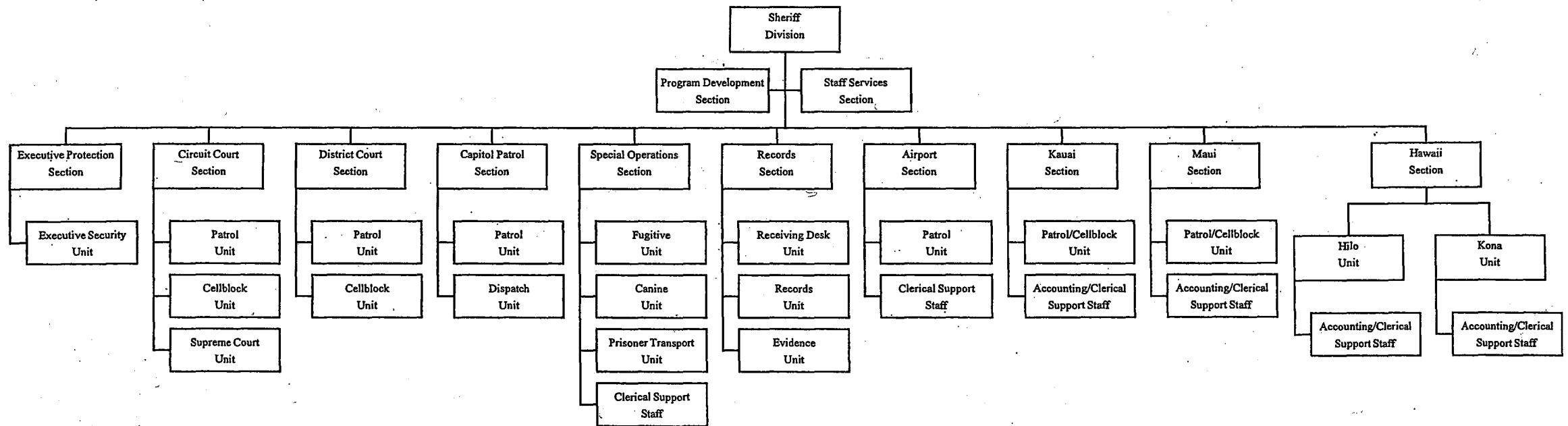


1/ Exempt position

STATE OF HAWAII
 DEPARTMENT OF PUBLIC SAFETY
 OFFICE OF THE DEPUTY DIRECTOR
 FOR LAW ENFORCEMENT
 SHERIFF DIVISION

ORGANIZATION CHART

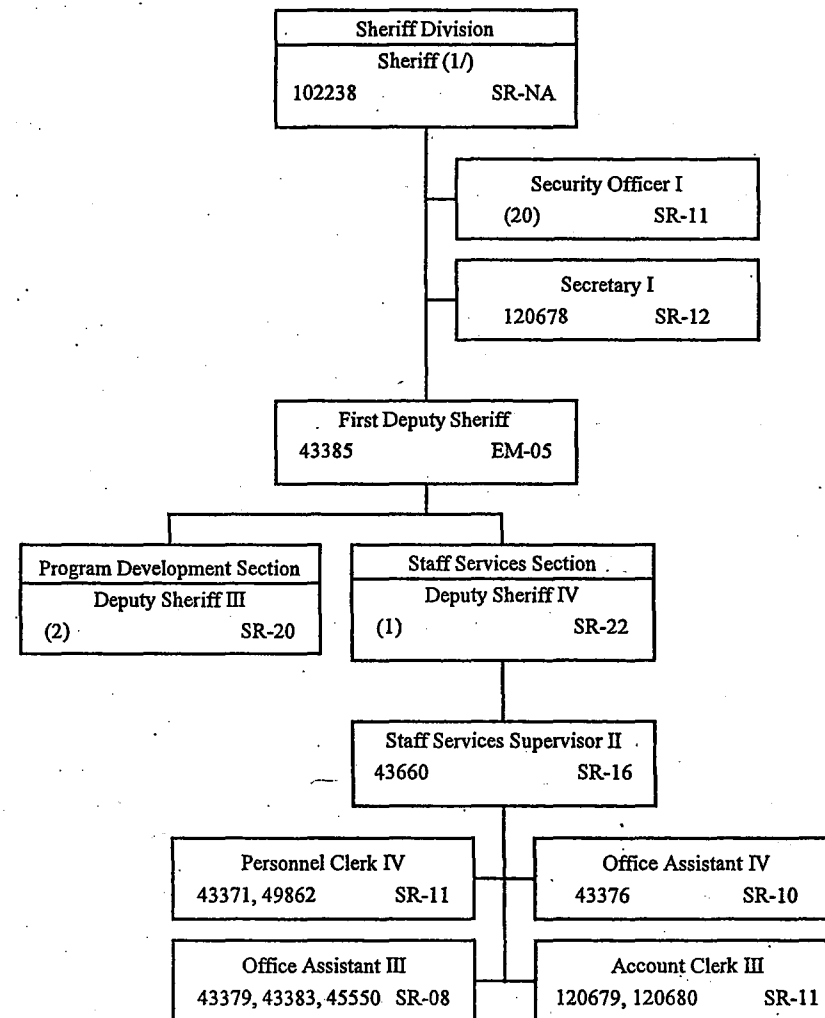
JUNE 30, 2014



STATE OF HAWAII
 DEPARTMENT OF PUBLIC SAFETY
 OFFICE OF THE DEPUTY DIRECTOR
 FOR LAW ENFORCEMENT
 SHERIFF DIVISION
 PROGRAM DEVELOPMENT SECTION
 STAFF SERVICES SECTION

POSITION ORGANIZATION CHART

JUNE 30, 2014

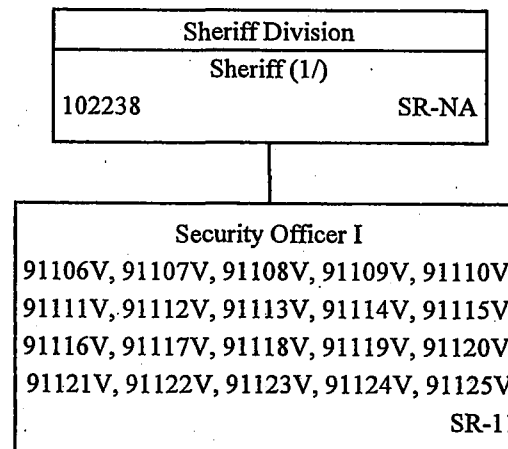


1/ Exempt Position

**STATE OF HAWAII
DEPARTMENT OF PUBLIC SAFETY
OFFICE OF THE DEPUTY DIRECTOR
FOR LAW ENFORCEMENT
SHERIFF DIVISION**

POSITION ORGANIZATION CHART

JUNE 30, 2014

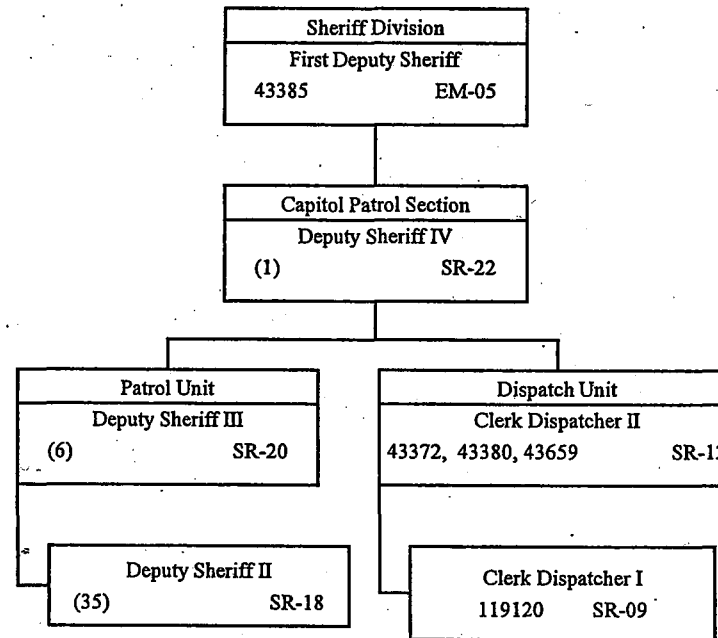


1/ Exempt Position

STATE OF HAWAII
 DEPARTMENT OF PUBLIC SAFETY
 OFFICE OF THE DEPUTY DIRECTOR
 FOR LAW ENFORCEMENT
 SHERIFF DIVISION
 CAPITOL PATROL SECTION

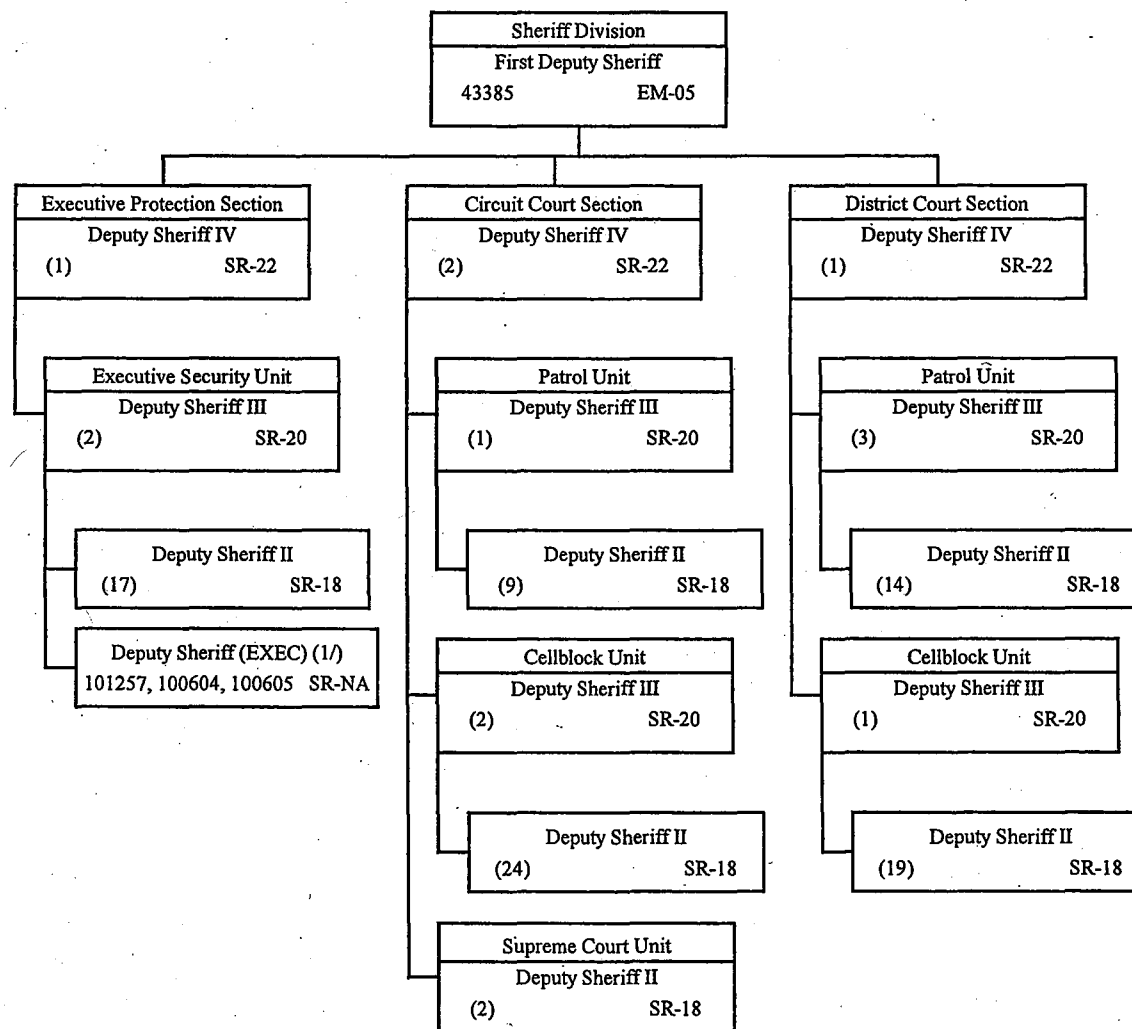
POSITION ORGANIZATION CHART

JUNE 30, 2014



STATE OF HAWAII
DEPARTMENT OF PUBLIC SAFETY
OFFICE OF THE DEPUTY DIRECTOR
FOR LAW ENFORCEMENT
SHERIFF DIVISION
EXECUTIVE PROTECTION SECTION
CIRCUIT COURT SECTION
DISTRICT COURT SECTION
POSITION ORGANIZATION CHART

JUNE 30, 2014

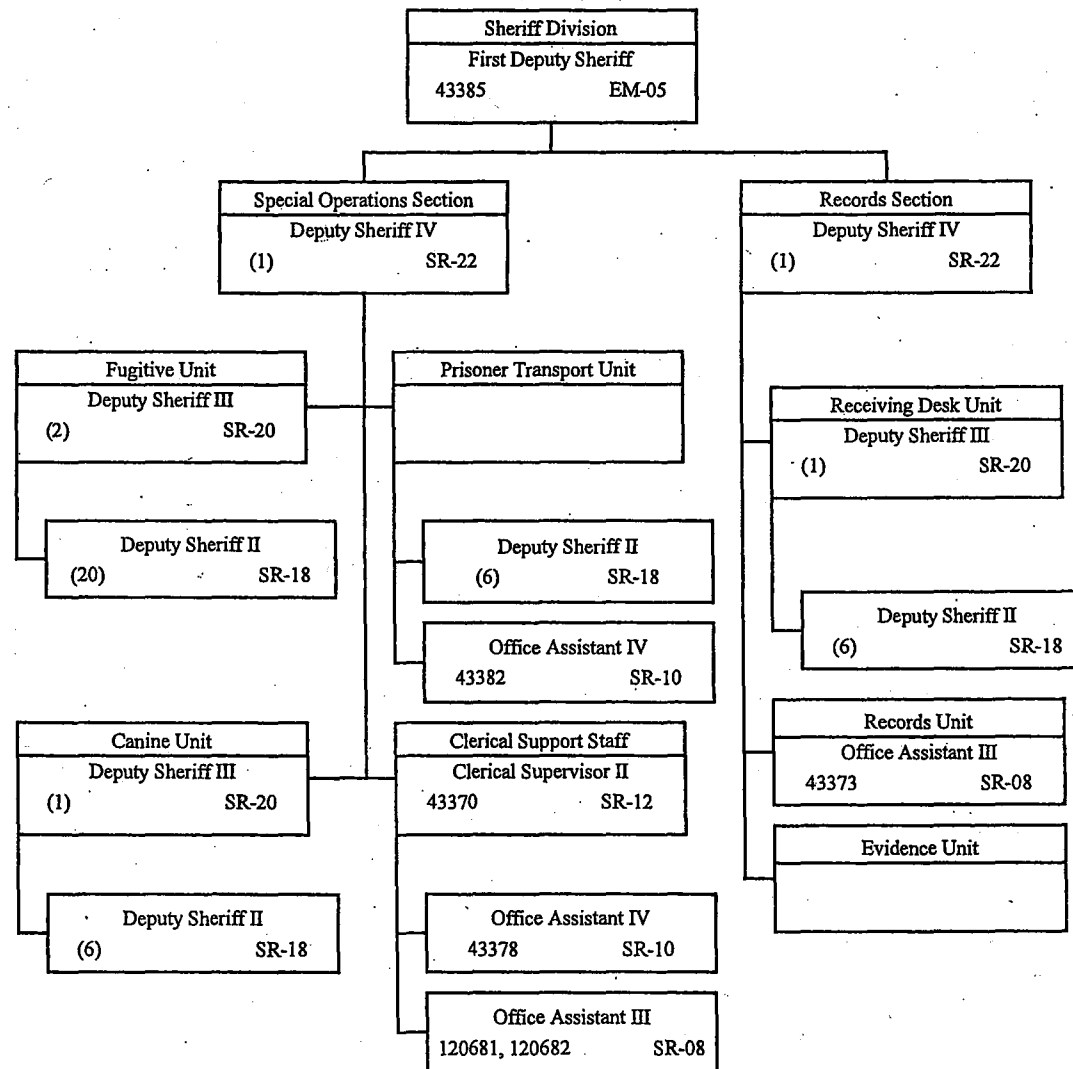


1/ Exempt Position

STATE OF HAWAII
 DEPARTMENT OF PUBLIC SAFETY
 OFFICE OF THE DEPUTY DIRECTOR
 FOR LAW ENFORCEMENT
 SHERIFF DIVISION
 SPECIAL OPERATIONS SECTION
 RECORDS SECTION

POSITION ORGANIZATION CHART

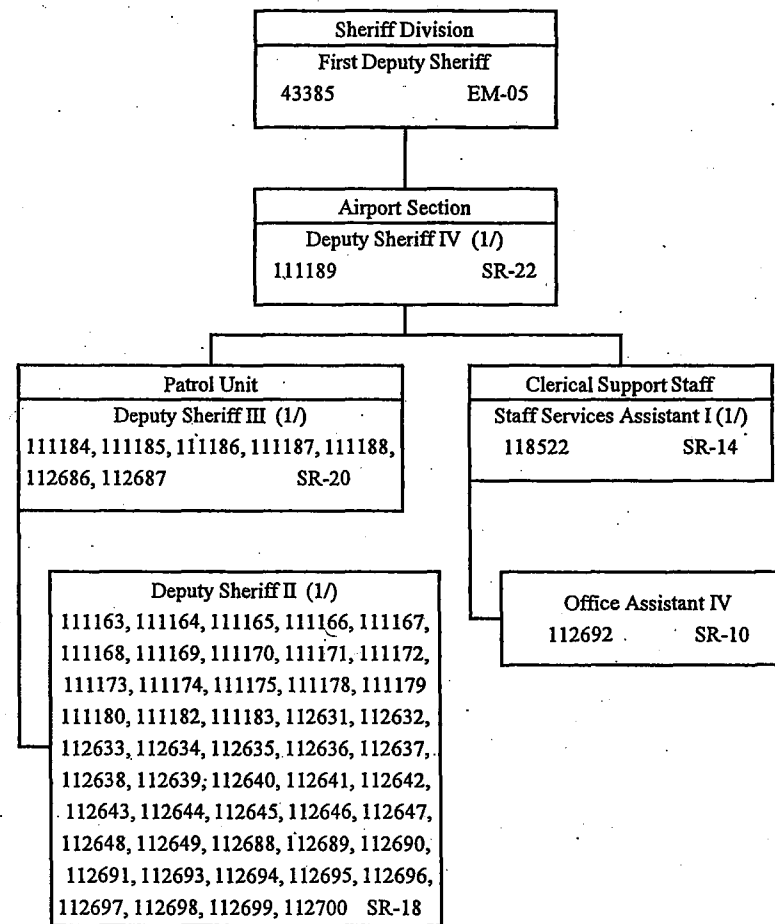
JUNE 30, 2014



STATE OF HAWAII
DEPARTMENT OF PUBLIC SAFETY
OFFICE OF THE DEPUTY DIRECTOR
FOR LAW ENFORCEMENT
SHERIFF DIVISION
AIRPORT SECTION

POSITION ORGANIZATION CHART

JUNE 30, 2014

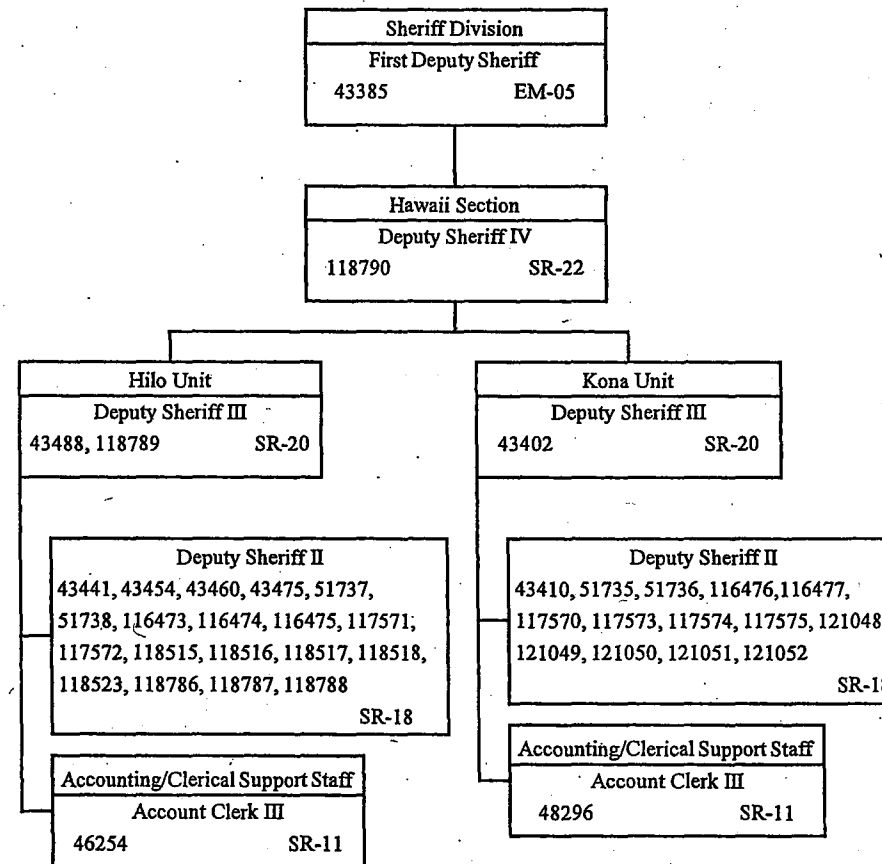


1/ Funded by Inter-Departmental
Transfer from DOT - Airports

STATE OF HAWAII
DEPARTMENT OF PUBLIC SAFETY
OFFICE OF THE DEPUTY DIRECTOR
FOR LAW ENFORCEMENT
SHERIFF DIVISION
HAWAII SECTION

POSITION ORGANIZATION CHART

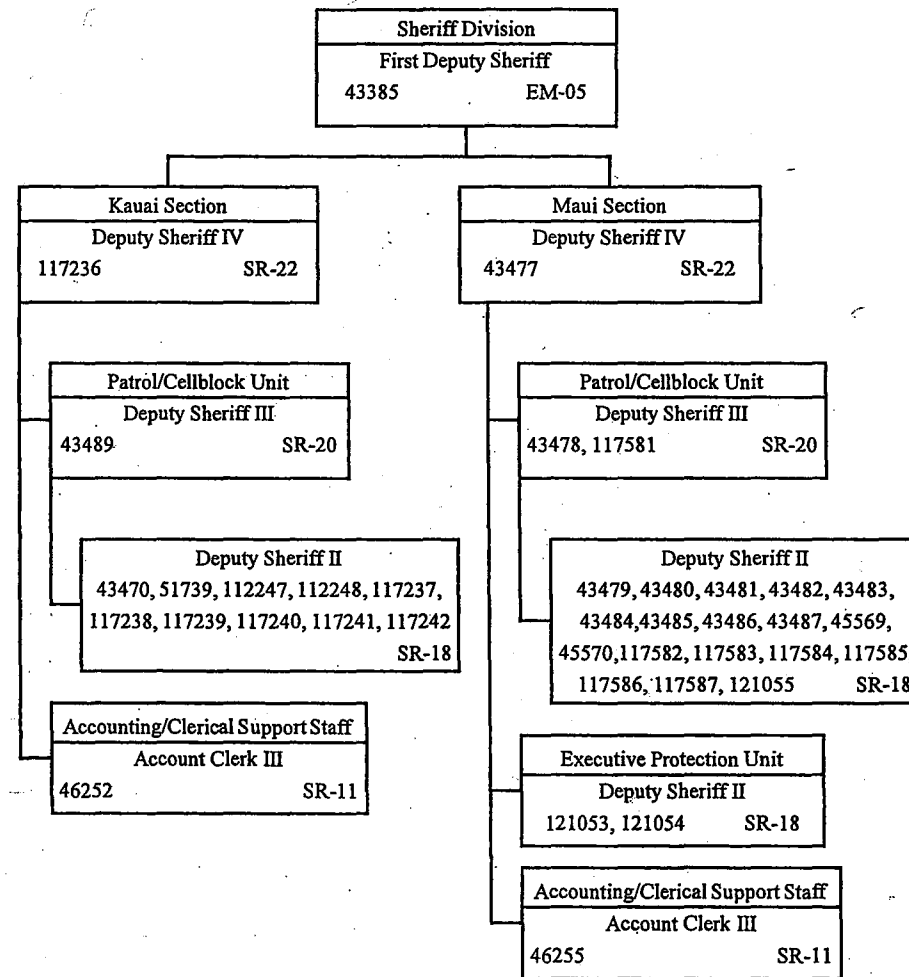
JUNE 30, 2014



STATE OF HAWAII
DEPARTMENT OF PUBLIC SAFETY
OFFICE OF THE DEPUTY DIRECTOR
FOR LAW ENFORCEMENT
SHERIFF DIVISION
KAUAI SECTION
MAUI SECTION

POSITION ORGANIZATION CHART

JUNE 30, 2014

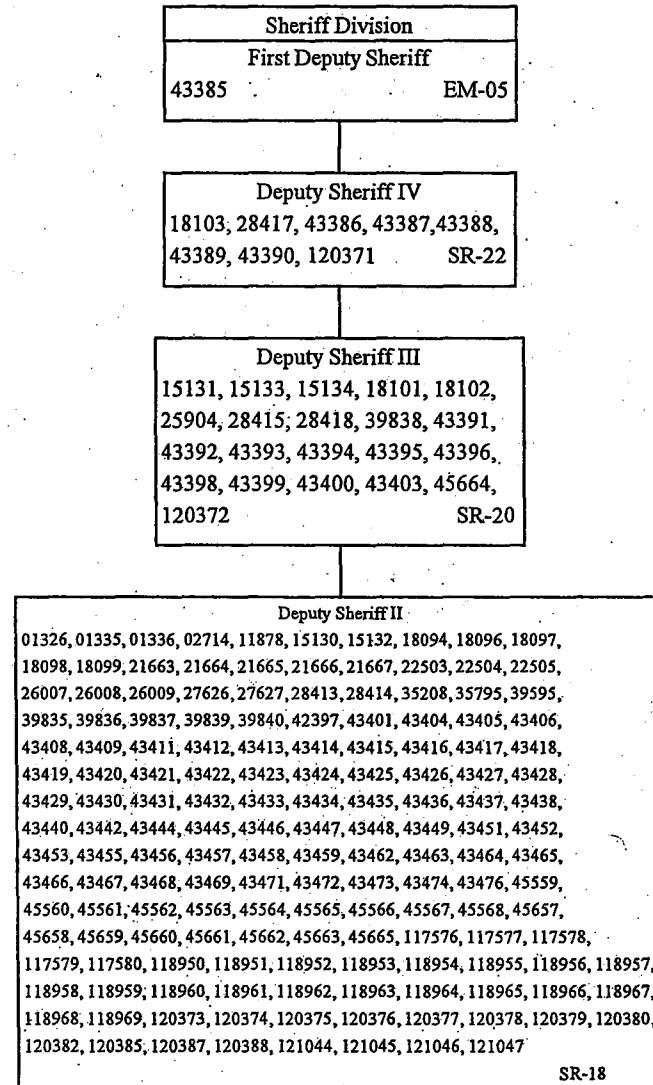


1/ Exempt Position

STATE OF HAWAII
 DEPARTMENT OF PUBLIC SAFETY
 OFFICE OF THE DEPUTY DIRECTOR
 FOR LAW ENFORCEMENT
 SHERIFF DIVISION
 ROTATION STAFF

POSITION ORGANIZATION CHART

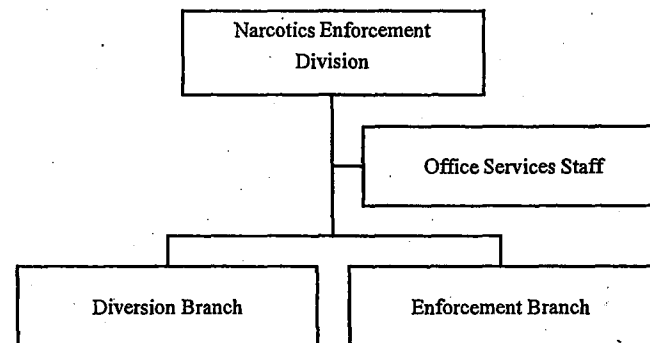
JUNE 30, 2014



**STATE OF HAWAII
DEPARTMENT OF PUBLIC SAFETY
OFFICE OF THE DEPUTY DIRECTOR
FOR LAW ENFORCEMENT
NARCOTICS ENFORCMENT DIVISION**

ORGANIZATION CHART

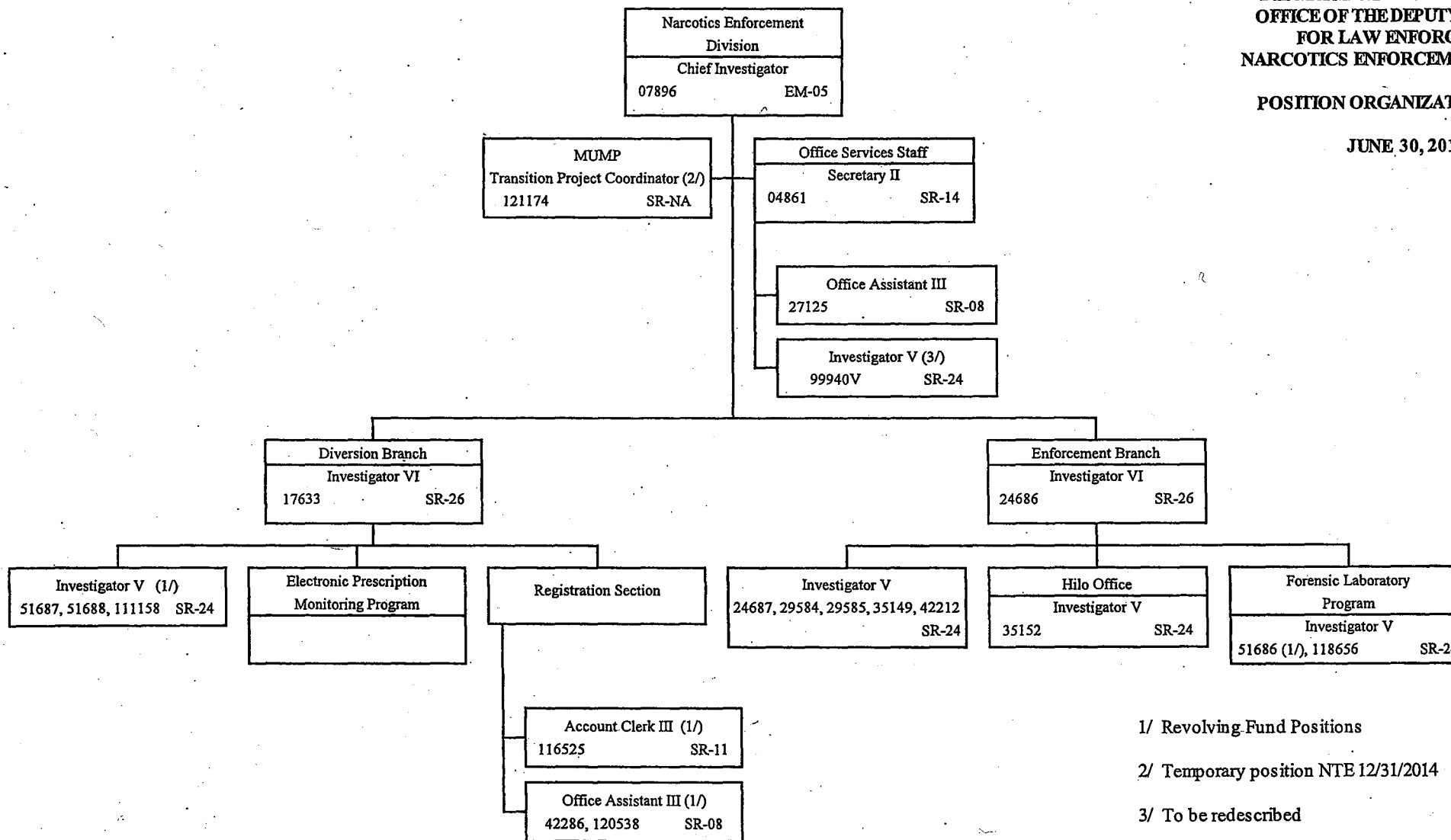
JUNE 30, 2014



STATE OF HAWAII
 DEPARTMENT OF PUBLIC SAFETY
 OFFICE OF THE DEPUTY DIRECTOR
 FOR LAW ENFORCEMENT
 NARCOTICS ENFORCEMENT DIVISION

POSITION ORGANIZATION CHART

JUNE 30, 2014



- 1/ Revolving Fund Positions
- 2/ Temporary position NTE 12/31/2014
- 3/ To be redescrbed