

# 2015 Legislative Budget Briefing

## Fiscal Biennium 2015 – 2017 Budget

Senate Committee on Ways and Means

House Committee on Finance



Department of Transportation

January 8, 2015

## **DEPARTMENT OF TRANSPORTATION**

### **Chair and Honorable Members of the Committee:**

Thank you for the opportunity to present the Department of Transportation's Fiscal Biennium 2015 – 2017 budget requests. Our testimony consists of:

- 1) Air Transportation Facilities and Services
- 2) Water Transportation Facilities and Services
- 3) Land Transportation Facilities and Services
- 4) Overall Program Support for Transportation

Each division has provided its mission statement, a narrative of the current economic condition and how it has affected the division's operations and requests, and finally the FB 2015 – 2017 operating & maintenance and capital improvement budget (Tables 1 – 26).

### **TRANSPORTATION FACILITIES AND SERVICES**

#### **I. MISSION STATEMENT**

The overall mission of the Department of Transportation is to provide a safe, efficient, accessible, and intermodal transportation system that ensures the mobility of people, goods, and enhances and/or preserves economic prosperity and the quality of life.

#### **II. ECONOMIC & FISCAL CONDITION**

The State's economy is heavily reliant upon our ability to provide a highly efficient and technologically advanced transportation system. For the past few years, the majority of the department's revenue growth has been modest, as such our endeavors prioritize maintenance and modernization projects to maximize the effectiveness of our funds. This biennium's Capital Improvement requests are a continuation of the modernization projects the Department has been diligently pursuing. We have been able to achieve this since each of our Divisions has maintained a high credit rating, thereby allowing us to sell bonds at favorable rates and continue to fund our Capital Improvement Projects (CIP). Our objective is to ensure timely project delivery from initial project conception to construction completion. Through our various projects, the Department strives to improve our transportation infrastructure for maximizing public benefit while providing local business owners the opportunity to expand their operations, and on a broader scale stimulate the State's economy.

### **III. FEDERAL FUNDS**

Each division manages a number of federal grants awarded by various federal agencies. Federal funds awarded to the divisions (Airports, Harbors and Highways) are used for both Operating & Maintenance and Capital Improvements. General Administration holds grants which are later distributed to sub-grantees. These grants are expected to continue as they have been included in the President's budget for Federal Fiscal Year 2015.

### **IV. BUDGET REQUESTS**

The Department's initial budget submission reflects "status-quo" operations. As Governor Ige develops the tone for his administration, the Department will adjust its priorities to follow.

Department of Transportation  
Department-Wide Totals

Table 2

Fiscal Year 2015				
Act 122/14 Appropriation	Restriction	Emergency Appropriations	Total FY15	MOF
\$ 886,105,125.00			\$ 886,105,125.00	B
\$ 26,361,476.00			\$ 26,361,476.00	N
\$ 871,139.00			\$ 871,139.00	P
\$ 423,067.00			\$ 423,067.00	R
			\$ -	
			\$ -	
\$ 913,760,807.00	\$ -	\$ -	\$ 913,760,807.00	Total
Fiscal Year 2016				
Act 122/14 Appropriation	Reductions	Additions	Total FY16	MOF
\$ 886,105,125.00	\$ (412,823,310.00)	\$ 354,176,657.00	\$ 827,458,472.00	B
\$ 26,361,476.00	\$ (8,580,210.00)	\$ 9,753,110.00	\$ 27,534,376.00	N
\$ 871,139.00	\$ (125,405.00)		\$ 745,734.00	P
\$ 423,067.00			\$ 423,067.00	R
			\$ -	
			\$ -	
\$ 913,760,807.00	\$ (421,528,925.00)	\$ 363,929,767.00	\$ 856,161,649.00	Total
Fiscal Year 2017				
Act 122/14 Appropriation	Reductions	Additions	Total FY17	MOF
\$ 886,105,125.00	\$ (412,823,310.00)	\$ 442,688,516.00	\$ 915,970,331.00	B
\$ 26,361,476.00	\$ (8,507,217.00)	\$ 9,541,802.00	\$ 27,396,061.00	N
\$ 871,139.00	\$ (125,405.00)		\$ 745,734.00	P
\$ 423,067.00			\$ 423,067.00	R
			\$ -	
			\$ -	
\$ 913,760,807.00	\$ (421,455,932.00)	\$ 452,230,318.00	\$ 944,535,193.00	Total

**DEPARTMENT OF TRANSPORTATION  
AIRPORTS DIVISION**

**AIR TRANSPORTATION FACILITIES AND SERVICES**

**I. MISSION STATEMENT**

Encourages, fosters and assists in the development of aeronautics in the State of Hawaii. Plans, designs, constructs, maintains and operates public airports. Provides airport facilities that accommodate the safe, orderly and efficient movement of aircraft, vehicles and air travelers.

**II. ECONOMIC & FISCAL CONDITION**

The statewide airports system consists of fifteen airports — eleven serving both commercial and general aviation, and four small airports for general aviation only. Five primary airports — Honolulu International Airport (HNL), Kahului Airport (OGG), Lihue Airport (LIH), Kona International Airport at Keahole (KOA), and Hilo International Airport (ITO) serve domestic overseas and international carriers. Six smaller airports serve primarily propeller-driven commercial and general aviation traffic. These are Kapalua, Lanai, Molokai, Hana, Kalaupapa, and Waimea/Kohala. Dillingham Airfield, Port Allen, Upolu, and Kalaeloa are general aviation airports.

As an island state, air travel is critical particularly to Hawaii's tourism industry. Hawaii airports cater primarily to origination and destination traffic and not necessarily as a stop-over to other destinations. A report prepared recently by the Department of Business Economic Development and Tourism (DBEDT) has indicated that Hawaii's tourism market is resilient. Visitors by air to Hawaii have increased by 1.7 million or 26% since the economic downturn in 2008. DBEDT forecasts continued growth in air traffic averaging 2% thru 2017. Prior to the economic downturn, visitors averaged 7.5 million. Hawaii's resilient tourism market has rebounded and surpassed pre-recession visitor counts amounting to 8.1 million in 2014 and is forecasted to increase even further to 8.6 million by 2017. Domestic and international visitor arrivals remain stable, each accounting for 67% and 33% of the market, respectively.

In 2014, new international flights to Hawaii were added from Beijing, Brisbane, Toronto and Vancouver. In 2015, we anticipate additional flights from Manila. Domestic flights added in 2014 were from Los Angeles, New York, Oakland, San Francisco and Seattle.

The continued improving economy positively impacts the financial condition and position of the Airports Division. Total airline and concession revenues have grown steadily over the past 5 years. It has grown to \$317 million in fiscal year 2014 or \$51 million since fiscal year 2009 mainly due to increases from signatory airline, rental car, and parking revenues. The Airports Division's Multi-Year Financial Statement forecast

indicates growth in operating revenues of approximately \$25 million per year for FY 15-17 mainly due to forecasted increase in debt service. Our major concessionaires (DFS and HMS Host) have committed to major capital improvements amounting to \$67.1 million, which will provide for the construction of concessions in strategic locations throughout the Honolulu International Airport to generate additional revenues. The improvement also includes central air conditioning to Checkpoint #3, the largest and most utilized, at the Honolulu International Airport.

The Airports Division continues to generate income from its operations, as a result of a diverse mix of revenue sources. Signatory airline requirements are continuously monitored by the Division to assure financial stability and bond certificate requirements are met on an annual basis. In addition, the continued implementation of cost saving measures by management such as the Energy Savings Contract implemented on January 2014 will further prevent the escalation of utility costs and reduce consumption by up to 49% by January 2016, averaging a guaranteed savings of \$18 million per year thereafter. As a result of prudent financial management, the Airports Division has maintained its overall credit rating of "A" from Standard & Poor's Corporation, Moody's Investor Services and Fitch IBCA, Inc.

Capital Improvement Projects to modernize our airport facilities continue to move forward. The projects are funded by cash, revenue bonds, federal grants, passenger facility fees, and rental car facility collections. The upward trend in domestic and international travel to Hawaii and limited resources (staffing and status quo budget) continue to challenge us to maintain and upgrade our facilities. The Airports Division is seeking improvements to the State's time consuming contractual and procurement process in order to deliver projects on a timely basis since the Division is a major contributor and economic stimulus to the State's construction industry. Improving the overall contractual and procurement process will also enable the Airports Division to timely utilize Federal Aviation Administration (FAA) grants, thus prevent jeopardizing the availability of future grant funding. We continue to adapt to airline industry standards and additional FAA and U. S. Customs and Border Protection requirements. Airline related Capital Improvement Projects are reviewed by our staff and approved by Signatory Airline Carriers.

Budget increases by \$19,229,885 in 2014 and \$65,935,365 in 2015 has enabled the Airports Division to provide the level of service to its customers and stakeholders. We expect enplanements to increase by 3% to 4% in calendar year 2015 as a result of an improving economy and decreasing fuel prices. This forecast is based on Moody's Investor Service Report rendered in December 2014.

### **III. FEDERAL FUNDS**

The Airports Division continues to receive Airport Improvement Program (AIP) entitlement funds at a stable level for airfield, terminal and firefighting improvements. Depending on

availability, the Division also receives its share of AIP discretionary funding for the same purposes. The FAA's AIP is funded through the Airport and Airway Trust Fund, and therefore is not subject to the fund reductions other federal programs are experiencing.

#### **IV. BUDGET REQUESTS**

##### Methodology/Approach to FB 2015-2017 Budget

The Airports Division and its stakeholders proactively monitor the airport system finances periodically. The Airports Division and the Signatory Airlines operate under a lease agreement that allows airline rates and charges to be adjusted under a residual rate-setting methodology, which allows any remaining residual costs of the airport system to be recovered, if necessary. Individual airline carriers have to constantly adjust as the demand for air transportation changes. Routes that have been abandoned by carriers are quickly being picked up by existing Hawaii carriers or are being given serious consideration by other carriers indicating confidence in the strength of the Hawaii market. The food and beverage and retail concessionaires are making large capital investments in their Hawaii facilities in response to increased demand and future projected growth. In fact, these are the times to reiterate the importance of moving forward to ensure the Airports Division provides the necessary infrastructure to meet the evolving needs of the traveling public, concessionaires, tenants, employees, and Hawaii's airport system. We are cautiously optimistic with this momentum and in order to meet future growth, our budget requests focuses on continuity of services and safety. The Airports Division is seeking to increase funding for non-recurring costs (i.e., debt service, special maintenance, equipment and motor vehicles) at various airports. To cover increased payroll costs under current bargaining unit contracts and increased fringe benefit rates, additional funds are also being requested.

The capital improvement modernization program is beginning to award contracts and break ground on numerous projects which will increase construction expenditure levels to four times the annual average in the next four years. These projects include the consolidated car rental facilities at Honolulu and Kahului; enabling projects for the new Honolulu Mauka Concourse including a new commuter terminal, new hangar facilities and taxiway widening; and concession and restroom improvements at Honolulu International Airport. The Airports Division allotted funds in FY15 for the installation of automated passport control kiosks in the International Arrivals Building to expedite the processing of international arriving passengers, thereby reducing aircraft gate holds during peak periods. The debt service request in our budget request will be utilized to fund these projects.

In total we are requesting \$165,664,641 (\$157,914,641B/\$7,750,000N) in FY16 and \$215,578,195 (\$208,255,895B/\$7,322,300N) in FY17 for Operating and Maintenance. For CIP we are requesting \$359,654,000 (\$87,611,000B/\$224,593,000E/\$47,325,000N/

\$125,000X) in FY16 and \$142,765,000 (\$12,800,000B/\$83,090,000E/\$46,750,000N/  
\$125,000X) in FY17.

### Significant Adjustments

Trade-Off/Transfers – For FY16, the Division is requesting to transfer funds to cover the increased salaries in three programs (TRN116, TRN133, and TRN143). After updating the personnel budget to reflect current salaries and proper step placement per related bargaining unit contract agreements, and adding the collective bargaining amounts to the base budget to cover the increases, it was determined that the FY16 budget would be insufficient. The funds are to be transferred from TRN114 (-\$3,665), TRN131 (-\$1,279) and TRN143's (-\$400) equipment base budgets. Other transfers requested are to establish bond financing payments for the Energy Savings Performance Contract to be covered from projected savings in electricity costs.

Debt Service – Requesting funds for debt service: Airport Revenue Bonds (\$106,552,055B/  
\$126,491,098B); Car Rental Facility (CFC) Revenue Bonds (\$9,367,207B/\$43,098,958B); and CFC EB-5 loan (\$1,140,000B/\$1,140,000B). The increases are due to the planned issuances of additional Airport Revenue Bonds of \$300 million in July 2015, \$300 million in July 2016; EB-5 loan of \$41 million in December 2015; and CFC Revenue Bonds of \$500 million in April 2016.

Fringe Benefits – Additional funds (\$9,782,604B/\$6,794,064B) are needed due to the fringe benefit assessment rate increasing to 52% for FY16 and FY17. Previously, the rate was 42.54% and assessed to the lower salary amounts.

Special Maintenance – Aging infrastructure and systems require additional non-routine maintenance services, repairs, or outright replacement in order to maintain vital services at the airports. Requests are for essential non-routine maintenance, repair or upgrades of facilities and systems totaling \$28,945,000B/\$7,750,000N in FY16 and \$29,201,000B/\$6,200,000N in FY17.

Equipment and Motor Vehicles – Equipment is needed for employees to repair and maintain the airport facilities. The current Airport Rescue and Fire Fighting (ARFF) vehicle at Lihue Airport will have exceeded its 10-12 years service life. The ARFF vehicle is needed to respond to fire emergencies at the airport. Other vehicles are needed to transport employees to perform duties and responsibilities to operate and maintain the airport.

Significant capital requests for ongoing projects or for safety in FY16 include Runway 8L Widening and Lighting Improvements, Reroofing of the Overseas Terminals, and Roadway and Terminal Signage Improvements at Honolulu International Airport; Airfield Improvements at Lihue Airport; and Rental Car Facility Improvements at Honolulu International Airport and Kahului Airport. For FY17, significant capital projects include the



Regional Aircraft Rescue and Fire Fighting Training Facility at Kona International Airport at Keahole; and Aircraft Apron Reconstruction at Honolulu International Airport.

Department of Transportation-Airports Division  
 Prioritized List of Functions

Table 1

Priority	Description of Function	Activities	Prog ID(s)	Statutory Reference
1	Operate and maintain airport terminal facilities and surrounding areas.	Operate and maintain airport facilities and surrounding areas such as the runways, taxiways and aprons.	TRN 102/BC	261-4-HRS
			TRN 104/BC	261-4-HRS
			TRN 111/BD	261-4-HRS
			TRN 114/BE	261-4-HRS
			TRN 118/BE	261-4-HRS
			TRN 131/BF	261-4-HRS
			TRN 133/BF	261-4-HRS
			TRN 135 BF	261-4-HRS
			TRN 141/BF	261-4-HRS
			TRN 143/BF	261-4-HRS
			TRN 151/BF	261-4-HRS
			TRN 161/BF	261-4-HRS
TRN 163/BF	261-4-HRS			
2	Provide administrative assistance to other programs within the division to operate and maintain airport	Provide administrative assistance to other programs within the division for the operation and maintenance of the State's system of public airports.	TRN 195/BB	261-4-HRS

Department of Transportation-Airports Division  
Department-Wide Totals

Table 2

Fiscal Year 2015				
Act 122/14 Appropriation	Restriction	Emergency Appropriations	Total FY15	MOF
\$ 484,146,396.00			\$ 484,146,396.00	B
\$ 7,037,250.00			\$ 7,037,250.00	N
\$ 491,183,646.00	\$ -	\$ -	\$ 491,183,646.00	Total
Fiscal Year 2016				
Act 122/14 Appropriation	Reductions	Additions	Total FY16	MOF
\$ 484,146,396.00	\$ (207,759,537.00)	\$ 167,079,334.00	\$ 443,466,193.00	B
\$ 7,037,250.00	\$ (7,037,250.00)	\$ 7,750,000.00	\$ 7,750,000.00	N
\$ 491,183,646.00	\$ (214,796,787.00)	\$ 174,829,334.00	\$ 451,216,193.00	Total
Fiscal Year 2017				
Act 122/14 Appropriation	Reductions	Additions	Total FY17	MOF
\$ 484,146,396.00	\$ (207,759,537.00)	\$ 220,414,472.00	\$ 496,801,331.00	B
\$ 7,037,250.00	\$ (7,037,250.00)	\$ 7,322,300.00	\$ 7,322,300.00	N
\$ 491,183,646.00	\$ (214,796,787.00)	\$ 227,736,772.00	\$ 504,123,631.00	Total

Department of Transportation-Airports Division  
Program ID Totals

Table 3

Prog ID	Program Title	MOF	As budgeted by Act 122/14 (FY15)			Governor's Submittal (FY16)				Governor's Submittal (FY17)			
			Pos (P)	Pos (T)	\$\$\$	Pos (P)	Pos (T)	\$\$\$	Percent Change of \$\$\$\$	Pos (P)	Pos (T)	\$\$\$	Percent Change of \$\$\$\$
TRN102/BC	HONOLULU INTERNATIONAL AIRPORT	B	618.50	2.00	\$ 153,446,074	618.50	2.00	\$ 161,086,396	5%	618.50	2.00	\$ 159,016,396	4%
TRN104/BC	GENERAL AVIATION	B	30.00	-	\$ 6,546,642	30.00	-	\$ 6,934,709	6%	30.00	-	\$ 7,509,709	15%
TRN104/BC	GENERAL AVIATION	N	-	-	\$ 4,200,000	-	-	\$ 3,000,000	-29%	-	-	\$ 4,200,000	0%
TRN111/BD	HILO INTERNATIONAL AIRPORT	B	82.00	-	\$ 14,534,419	82.00	-	\$ 16,101,488	11%	82.00	-	\$ 16,186,582	11%
TRN114/BE	KONA INTERNATIONAL AIRPORT	B	86.00	-	\$ 19,664,972	86.00	-	\$ 21,004,655	7%	86.00	-	\$ 21,810,550	11%
TRN116/BE	WAIMEA-KOHALA AIRPORT	B	6.00	-	\$ 1,132,167	6.00	-	\$ 1,341,849	19%	6.00	-	\$ 916,849	-19%
TRN118/BE	UPOLU AIRPORT	B	-	-	\$ 319,500	-	-	\$ 649,500	103%	-	-	\$ 760,500	138%
TRN118/BE	UPOLU AIRPORT	N	-	-	\$ 150,000	-	-	\$ -	-100%	-	-	\$ -	-100%
TRN131/BF	KAHULUI AIRPORT	B	162.00	-	\$ 26,626,111	162.00	-	\$ 31,671,132	19%	162.00	-	\$ 32,657,911	23%
TRN133/BF	HANA AIRPORT	B	8.00	-	\$ 540,135	8.00	-	\$ 1,244,688	130%	8.00	-	\$ 1,514,688	180%
TRN133/BF	HANA AIRPORT	N	-	-	\$ -	-	-	\$ -	0%	-	-	\$ 2,000,000	100%
TRN135/BF	KAPALUA AIRPORT	B	11.00	-	\$ 1,971,340	11.00	-	\$ 2,244,974	14%	11.00	-	\$ 2,229,974	13%
TRN141/BF	MOLOKAI AIRPORT	B	13.00	-	\$ 2,850,835	13.00	-	\$ 2,820,051	-1%	13.00	-	\$ 2,740,300	-4%
TRN141/BF	MOLOKAI AIRPORT	N	-	-	\$ 819,000	-	-	\$ -	-100%	-	-	\$ -	-100%
TRN143/BF	KALAUPAPA AIRPORT	B	9.00	-	\$ 1,180,691	9.00	-	\$ 1,550,227	31%	9.00	-	\$ 1,370,627	16%
TRN143/BF	KALAUPAPA AIRPORT	N	-	-	\$ -	-	-	\$ 600,000	100%	-	-	\$ -	0%
TRN151/BF	LANAI AIRPORT	B	11.00	-	\$ 2,575,975	11.00	-	\$ 2,422,901	-6%	11.00	-	\$ 2,447,901	-5%
TRN151/BF	LANAI AIRPORT	N	-	-	\$ 819,000	-	-	\$ -	-100%	-	-	\$ -	-100%
TRN161/BG	LIHUE AIRPORT	B	101.00	-	\$ 17,491,779	101.00	-	\$ 20,472,425	17%	101.00	-	\$ 19,867,342	14%
TRN161/BG	LIHUE AIRPORT	N	-	-	\$ -	-	-	\$ 4,000,000	100%	-	-	\$ 1,122,300	100%
TRN163/BG	PORT ALLEN AIRPORT	B	-	-	\$ 1,841	-	-	\$ 26,841	1358%	-	-	\$ 26,841	1358%
TRN163/BG	PORT ALLEN AIRPORT	N	-	-	\$ -	-	-	\$ 150,000	100%	-	-	\$ -	0%
TRN195/BB	AIRPORTS ADMINISTRATION	B	119.00	1.00	\$ 235,263,915	119.00	1.00	\$ 176,804,357	-25%	119.00	1.00	\$ 230,475,161	-2%
TRN195/BB	AIRPORTS ADMINISTRATION	N	-	-	\$ 1,049,250	-	-	\$ -	-100%	-	-	\$ -	-100%



Department of Transportation-Airports Division  
Budget Decisions

Table 4

Prog ID	Sub-Org	Description of Request	MOE	Initial Department Request FY16			MOE	Initial Department Request FY17			Budget & Finance Recommendation FY16			Budget & Finance Recommendation FY17			Governor's Decision FY16			Governor's Decision FY17		
				Pos (P)	Pos (T)	\$\$\$		Pos (P)	Pos (T)	\$\$\$	Pos (P)	Pos (T)	\$\$\$	Pos (P)	Pos (T)	\$\$\$	Pos (P)	Pos (T)	\$\$\$	Pos (P)	Pos (T)	\$\$\$
TRN161	BG	ARFF Replacement Vehicle	N			\$ -	N			\$ 1,122,300			\$ -			\$ 1,122,300			\$ -			\$ 1,122,300
TRN161	BG	Replacement Vehicles	B			\$ 331,000	B			\$ 278,000			\$ 331,000			\$ 278,000			\$ 331,000			\$ 278,000
TRN195	BB	Consultant Services	B			\$ 2,700,000	B			\$ 2,700,000			\$ -			\$ -			\$ -			\$ -
TRN143	BF	Automated Weather System	B			\$ 210,000	B			\$ 30,000			\$ -			\$ -			\$ -			\$ -

Department of Transportation-Airports Division  
Proposed Budget Reductions

Table 5

Prog ID	Sub-Org	Description of Reduction	Impact of Reduction	MOF	FY16			FY17			FY15 Restriction (Y/N)
					Pos (P)	Pos (T)	\$\$\$	Pos (P)	Pos (T)	\$\$\$	
TRN102	BC	Non-Recurring Reduction (Budget Prep) - Special Maintenance - Proviso	Airport facilities and assets will not be maintained	B			\$ (10,000,000)			\$ (10,000,000)	N
TRN102	BC	Non-Recurring Reduction (Budget Prep) - Motor Vehicles	Unable to purchase replacement	B			\$ (644,000)			\$ (644,000)	N
TRN102	BC	Non-Recurring Reduction (Budget Prep) - Wiki Wiki Bus	Unable to purchase replacement	B			\$ (5,752,000)			\$ (5,752,000)	N
TRN104	BC	Non-Recurring Reduction (Budget Prep) - Special Maintenance - Proviso	Airport facilities and assets will not be maintained	B			\$ (1,100,000)			\$ (1,100,000)	N
TRN104	BC	Non-Recurring Reduction (Budget Prep) - Special Maintenance - Proviso	Airport facilities and assets will not be maintained	N			\$ (4,200,000)			\$ (4,200,000)	N
TRN111	BD	Non-Recurring Reduction (Budget Prep) - Special Maintenance - Proviso	Airport facilities and assets will not be maintained	B			\$ (1,750,000)			\$ (1,750,000)	N
TRN111	BD	Non-Recurring Reduction (Budget Prep) - Motor Vehicles	Unable to purchase replacement	B			\$ (45,000)			\$ (45,000)	N
TRN114	BE	Non-Recurring Reduction (Budget Prep) - Special Maintenance - Proviso	Airport facilities and assets will not be maintained	B			\$ (3,050,000)			\$ (3,050,000)	N
TRN116	BE	Non-Recurring Reduction (Budget Prep) - Special Maintenance - Proviso	Airport facilities and assets will not be maintained	B			\$ (500,000)			\$ (500,000)	N
TRN118	BE	Non-Recurring Reduction (Budget Prep) - Special Maintenance - Proviso	Airport facilities and assets will not be maintained	B			\$ (250,000)			\$ (250,000)	N
TRN118	BE	Non-Recurring Reduction (Budget Prep) - Special Maintenance - Proviso	Airport facilities and assets will not be maintained	N			\$ (150,000)			\$ (150,000)	N
TRN118	BE	Non-Recurring Reduction (Budget Prep) - Equipment	Unable to purchase replacement	B			\$ (20,000)			\$ (20,000)	N
TRN131	BF	Non-Recurring Reduction (Budget Prep) - Special Maintenance - Proviso	Airport facilities and assets will not be maintained	B			\$ (1,250,000)			\$ (1,250,000)	N
TRN135	BF	Non-Recurring Reduction (Budget Prep) - Special Maintenance - Proviso	Airport facilities and assets will not be maintained	B			\$ (500,000)			\$ (500,000)	N
TRN141	BF	Non-Recurring Reduction (Budget Prep) - Special Maintenance - Proviso	Airport facilities and assets will not be maintained	B			\$ (750,000)			\$ (750,000)	N
TRN141	BF	Non-Recurring Reduction (Budget Prep) - ARFF Vehicle	Unable to purchase replacement	B			\$ (90,000)			\$ (90,000)	N
TRN141	BF	Non-Recurring Reduction (Budget Prep) - ARFF Vehicle	Unable to purchase replacement	N			\$ (810,000)			\$ (810,000)	N
TRN141	BF	Non-Recurring Reduction (Budget Prep) - ARFF Vehicle Communication Equipment	Unable to purchase replacement	B			\$ (15,000)			\$ (15,000)	N
TRN141	BF	Non-Recurring Reduction (Budget Prep) - ARFF Vehicle Administration Expenses	Unable to purchase replacement	B			\$ (1,000)			\$ (1,000)	N
TRN141	BF	Non-Recurring Reduction (Budget Prep) - ARFF Vehicle Administration Expenses	Unable to purchase replacement	N			\$ (9,000)			\$ (9,000)	N
TRN143	BF	Non-Recurring Reduction (Budget Prep) - Special Maintenance - Proviso	Airport facilities and assets will not be maintained	B			\$ (550,000)			\$ (550,000)	N
TRN151	BF	Non-Recurring Reduction (Budget Prep) - Special Maintenance - Proviso	Airport facilities and assets will not be maintained	B			\$ (600,000)			\$ (600,000)	N
TRN151	BF	Non-Recurring Reduction (Budget Prep) - ARFF Vehicle	Unable to purchase replacement	B			\$ (90,000)			\$ (90,000)	N
TRN151	BF	Non-Recurring Reduction (Budget Prep) - ARFF Vehicle	Unable to purchase replacement	N			\$ (810,000)			\$ (810,000)	N
TRN151	BF	Non-Recurring Reduction (Budget Prep) - ARFF Vehicle Communication Equipment	Unable to purchase replacement	B			\$ (15,000)			\$ (15,000)	N
TRN151	BF	Non-Recurring Reduction (Budget Prep) - ARFF Vehicle Administration Expenses	Unable to purchase replacement	B			\$ (1,000)			\$ (1,000)	N

Department of Transportation-Airports Division  
Proposed Budget Reductions

Table 5

<u>Prog ID</u>	<u>Sub-Org</u>	<u>Description of Reduction</u>	<u>Impact of Reduction</u>	<u>MOF</u>	<u>Pos (P)</u>	<u>Pos (T)</u>	<u>\$\$\$</u>	<u>Pos (P)</u>	<u>Pos (T)</u>	<u>\$\$\$</u>	<u>Restriction (Y/N)</u>
TRN151	BF	Non-Recurring Reduction (Budget Prep) - ARFF Vehicle Administration Expenses	Unable to purchase replacement	N			\$ (9,000)			\$ (9,000)	N
TRN161	BG	Non-Recurring Reduction (Budget Prep) - Special Maintenance - Proviso	Airport facilities and assets will not be maintained	B			\$ (1,250,000)			\$ (1,250,000)	N
TRN195	BB	Non-Recurring Reduction (Budget Prep) - Equipment	Unable to purchase replacement	B			\$ (36,900)			\$ (36,900)	N
TRN195	BB	Non-Recurring Reduction (Budget Prep) - Safety Management System Consultant	Unable to maintain facilities and safety standards	B			\$ (295,750)			\$ (295,750)	N
TRN195	BB	Non-Recurring Reduction (Budget Prep) - Safety Management System Consultant	Unable to maintain facilities and safety standards	N			\$ (1,037,700)			\$ (1,037,700)	N
TRN195	BB	Non-Recurring Reduction (Budget Prep) - Debt Service Revenue Bonds - Proviso	Bond Default if debt service not paid	B			\$ (121,445,184)			\$ (121,445,184)	N
TRN195	BB	Non-Recurring Reduction (Budget Prep) - Debt Service Rental Motor Vehicle (CFC) - Proviso	Bond Default if debt service not paid	B			\$ (30,000,000)			\$ (30,000,000)	N
TRN195	BB	Non-Recurring Reduction (Budget Prep) - Debt Service Energy Savings (ESCO) - Proviso	Bond Default if debt service not paid	B			\$ (26,870,253)			\$ (26,870,253)	N
TRN195	BB	Non-Recurring Reduction (Budget Prep) - Debt Service Employment Based Immigration: Fifth Preference (EB-5) Loan Proviso	Bond Default if debt service not paid	B			\$ (900,000)			\$ (900,000)	N



Department of Transportation-Airports Division  
Proposed Budget Additions

Table 6

Prog ID	Sub-Org	Addition Type	Prog ID Priority	Dept-Wide Priority	Description of Addition	Justification	MOF	FY16			FY17			
								Pos (P)	Pos (T)	\$\$\$	Pos (P)	Pos (T)	\$\$\$	
TRN195	BB	FC			Debt Service - Revenue Bonds	Payment of principal and interest of bonds.	B			106,552,055			126,491,098	
TRN195	BB	FC			Debt Service - CFC		B			9,367,207			43,098,958	
TRN195	BB	FC			Debt Service - EB-5		B			1,140,000			1,140,000	
TRN102	BC	NG			Increased Fringe Benefit	Personnel salary amounts updated to reflect current salaries and proper step placement per related BU contract agreements, and fringe benefit assessment rate increased to 52%. While collective bargaining amounts added to the base covers increased salary wages and some of the fringe increases, the total payroll costs for each program will need additional funds.	B			4,033,548			2,589,016	
TRN104	BC	NG			Increased Fringe Benefit		B			432,430			297,357	
TRN111	BD	NG			Increased Fringe Benefit		B			561,395			345,045	
TRN114	BE	NG			Increased Fringe Benefit		B			810,758			609,408	
TRN116	BE	NG			Increased Fringe Benefit		B			87,302			84,262	
TRN131	BF	NG			Increased Fringe Benefit		B			1,966,488			1,646,119	
TRN133	BF	NG			Increased Fringe Benefit		B			136,953			126,132	
TRN135	BF	NG			Increased Fringe Benefit		B			171,289			140,064	
TRN141	BF	NG			Increased Fringe Benefit		B			112,143			61,976	
TRN143	BF	NG			Increased Fringe Benefit		B			167,382			153,194	
TRN151	BF	NG			Increased Fringe Benefit		B			73,878			37,760	
TRN161	BG	NG			Increased Fringe Benefit		B			752,077			500,496	
TRN195	BB	NG			Increased Fringe Benefit		B			476,961			203,235	
TRN102	BC	NR			Special Maintenance		Aging infrastructure & systems require additional repairs & maintenance that are not done routinely.	B			14,720,000			12,650,000
TRN104	BC	NR			Special Maintenance			B			750,000			1,325,000
TRN104	BC	NR			Special Maintenance	N				3,000,000			4,200,000	
TRN111	BD	NR			Special Maintenance	B				2,000,000			2,300,000	
TRN114	BE	NR			Special Maintenance	B				2,785,000			3,690,000	
TRN116	BE	NR			Special Maintenance	B				600,000			175,000	
TRN118	BE	NR			Special Maintenance	B				600,000			711,000	
TRN131	BF	NR			Special Maintenance	B				3,000,000			4,000,000	
TRN133	BF	NR			Special Maintenance	B				540,000			810,000	
TRN133	BF	NR			Special Maintenance	N				-			2,000,000	
TRN135	BF	NR			Special Maintenance	B				525,000			510,000	
TRN141	BF	NR			Special Maintenance	B				550,000			400,000	
TRN143	BF	NR			Special Maintenance	B				500,000			500,000	
TRN143	BF	NR			Special Maintenance	N				600,000			-	
TRN151	BF	NR			Special Maintenance	B				400,000			425,000	
TRN161	BG	NR			Special Maintenance	B				1,950,000			1,680,000	
TRN161	BG	NR			Special Maintenance	N				4,000,000			-	
TRN163	BG	NR			Special Maintenance	B				25,000			25,000	
TRN163	BG	NR			Special Maintenance	N				150,000			-	
TRN111	BD	NR			New & Replacement Equipment	B				74,700			17,994	
TRN111	BD	NR			Motor Vehicles	B				230,000			71,800	
TRN114	BE	NR			Replacement Training Equipment	B			7,000			-		
TRN114	BE	NR			Replacement Maint Equipment	B			124,000			24,000		
TRN114	BE	NR			Replacement Motor Vehicles	B			132,770			167,000		

Department of Transportation-Airports Division  
Proposed Budget Additions

Table 6

Prog ID	Sub-Org	Addition Type	Prog ID Priority	Dept- Wide Priority	Description of Addition	Justification	MOF	Pos (P)	Pos (T)	\$\$\$	Pos (P)	Pos (T)	\$\$\$	
TRN114	BE	NR			Replacement Hydraulic Rescue Tool	For ARFF unit to have proper equipment when responding to situations.	B			30,000			-	
TRN131	BF	NR			Vehicle/Equipment for Bldg Mntnce	Equipment & vehicles needed for employees to repair & maintain the airport facilities.	B			109,200			173,300	
TRN131	BF	NR			Vehicle/Equipment for Grounds Unit	Equipment & vehicles needed for employees to repair & maintain the airport facilities.	B			365,900			294,200	
TRN131	BF	NR			Vehicle/Equipment for Custodial Unit	Equipment & vehicles needed for employees to repair & maintain the airport facilities.	B			50,600			43,700	
TRN141	BF	NR			Maintenance Equipment & Vehicle	Equipment & vehicles needed for employees to repair & maintain the airport facilities.	B			55,503			125,752	
TRN143	BF	NR			Maintenance Equipment	Equipment needed for employees to repair & maintain the airport facilities.	B			10,000			10,000	
TRN161	BG	NR			Replacement Equipment	Equipment needed for employees to repair & maintain the airport facilities.	B			607,102			185,329	
TRN161	BG	NR			ARFF Replacement Vehicle	Current vehicle wil have exceeded its 10-12 years service life. Vehicle is needed to respond to fire emergencies at airport.	B			-			139,700	
TRN161	BG	NR			ARFF Replacement Vehicle	Current vehicle wil have exceeded its 10-12 years service life. Vehicle is needed to respond to fire emergencies at airport.	N			-			1,122,300	
TRN161	BG	NR			Replacement Vehicles	Vehicles needed to transport employees to perform duties & responsibilities to operate & maintain the airport.	B			331,000			278,000	
TRN102	BC				Collective Bargaining (Budget Prep)	Additional funding provided thru budget prep pursuant to recent contract negotiations between the State, HGEA and UPW.	B			5,282,774			6,727,306	
TRN104	BC						B				305,637			440,710
TRN111	BD						B				495,974			712,324
TRN114	BE						B				503,820			705,170
TRN116	BE						B				18,715			25,420
TRN131	BC						B				9,693			13,986
TRN131	BF						B				794,419			1,110,495
TRN133	BF						B				26,321			38,421
TRN135	BF						B				77,345			108,570
TRN141	BF						B				107,570			157,737
TRN143	BF						B				32,154			46,742
TRN151	BF						B				79,048			115,166
TRN161	BG						B				590,457			842,038
TRN195	BB						B				840,766			1,114,492

Department of Transportation-Airports Division  
 FY15 Restrictions

Table 7

<u>Prog ID</u>	<u>Sub-Org</u>	<u>MOF</u>	<u>Budgeted by Dept</u>	<u>Restriction</u>	<u>Difference Between Budgeted &amp; Restricted</u>	<u>Percent Difference</u>	<u>Impact</u>
				NONE.			

Department of Transportation-Airports Division  
 Emergency Appropriation Requests

Table 8

<u>Prog ID</u>	<u>Description of Request</u>	<u>Explanation of Request</u>	<u>MOF</u>	<u>Pos (P)</u>	<u>Pos (T)</u>	<u>\$\$\$</u>
	NONE.					

Department of Transportation-Airports Division  
Expenditures Exceeding Appropriation Ceilings in FY14 and FY15

Table 9

<u>Prog ID</u>	<u>MOF</u>	<u>Date</u>	<u>Appropriation</u>	<u>Amount Exceeding Appropriation</u>	<u>Percent Exceeded</u>	<u>Reason for Exceeding Ceiling</u>	<u>Legal Authority</u>	<u>Recurring (Y/N)</u>	<u>GF Impact (Y/N)</u>
TRN 161	N	8/9/2013	\$ -	\$ 3,872	N/A	The project is encumbered under a contract, however, excess Federal Aviation Administration (FAA) Airport Improvement Program (AIP) grant funds are available to reimburse administrative time spent working on the project. Since the FAA issued a grant with excess funds for administrative costs, the DOT-A will reimburse all expenses that are eligible.		N	N
TRN 111	N	6/2/2014	\$ -	\$ 3,653,550	N/A	The project became a priority to improve the condition of the runway paving and to correct pavement striping deficiencies after the preceding legislative session.		N	N
TRN 102	N	8/29/2014	\$ -	\$ 931,500	N/A	The FAA indicated in May 2014 that funds are available to fund 75% of the cost of purchasing the ARFF vehicle.		N	N

Department of Transportation-Airports Division  
 Intradepartmental Transfers in FY14 and FY15

Table 10

<u>Actual or Anticipated Date of Transfer</u>	<u>MOF</u>	<u>Pos (P)</u>	<u>Pos (T)</u>	<u>\$\$\$</u>	<u>From Prog ID</u>	<u>Percent of Program ID Appropriation Transferred From</u>	<u>To Prog ID</u>	<u>Percent of Receiving Program ID Appropriation</u>	<u>Reason for Transfer</u>	<u>Recurring (Y/N)</u>
12/24/2013	B	1.00		\$ 56,777	TRN133/BF	6.0%	TRN151/BF	3.0%	The transfer of an Airport Operations and Maintenance Worker position and funds was due to Lanai Airport's operational requirements being significantly more complex and demanding than Hana Airport's. The position will enable Lanai Airport to comply with FAA airport certification regulations.	N
10/23/2013	B			\$ 4,500,000	TRN102/BC	3.2%	TRN195/BB	2.6%	To fully fund the statewide contract involving the operation and maintenance of the Checked Baggage Inspection System and Baggage Handling Systems, Project #BS1421-43.	N
6/17/2014	B			\$ 228,000	TRN195/BB	0.1%	TRN151/BF	10.8%	To cover shortfall in other current expenses attributed to the increase in security cost due to TSA requirements.	N

Department of Transportation-Airports Division  
Active Federal Awards as of December 1, 2014

Table 11

<u>State Expending Agency</u>	<u>Program ID</u>	<u>Award Number</u>	<u>CFDA Number</u>	<u>Award Description</u>	<u>Awarding Federal Agency</u>	<u>Award Amount</u>	<u>Award Amount Allocated to the Pgm ID in Column B</u>	<u>State Appropriation Symbol</u>	<u>State Fund Match (If Any)</u>	<u>Contact Name</u>	<u>Contact Phone</u>	<u>Contact Email</u>
D (TRN)	102	3-15-0005-102	20.106	REHABILITATE RUNWAY 26L (DESIGN ONLY)	FAA	\$802,000	\$802,000	S-09-191-D S-10-280-D	268,000	Jeff Chang	838-8835	jeff.chang @hawaii.go v
D (TRN)	102	3-15-0005-104	20.106	REHABILITATE RUNWAY 4R (DESIGN ONLY)	FAA	\$1,000,000	\$1,000,000	S-09-191-D	332,500	Jeff Chang	838-8835	jeff.chang @hawaii.go v
D (TRN)	102	3-15-0005-106	20.106	RUNWAY 4L EDGE LIGHTING (DESIGN ONLY)	FAA	\$275,000	\$275,000	S-09-288-D	87,020	Jeff Chang	838-8835	jeff.chang @hawaii.go v
D (TRN)	102	3-15-0005-109	20.106	REHABILITATE TAXIWAY Z - DESIGN ONLY	FAA	\$3,755,000	\$3,755,000	S-11-273-D	1,159,571	Jeff Chang	838-8835	jeff.chang @hawaii.go v
D (TRN)	102	3-15-0005-110	20.106	REHABILITATE RUNWAY 4L LIGHTING-PHASE II	FAA	\$1,796,533	\$1,796,533	S-11-283-D	826,784	Jeff Chang	838-8835	jeff.chang @hawaii.go v
D (TRN)	102	3-15-0005-112	20.106	REHABILITATE RUNWAY 08R/26L - PHASE II	FAA	\$15,299,758	\$15,299,758	S-10-284-D	5,445,000	Jeff Chang	838-8835	jeff.chang @hawaii.go v
D (TRN)	102	3-15-0005-113	20.106	REHABILITATE RUNWAY 4R - PHASE II	FAA	\$10,522,090	\$10,522,090	S-11-271-D	5,223,526	Jeff Chang	838-8835	jeff.chang @hawaii.go v
D (TRN)	102	3-15-0005-114	20.106	IMPROVE TERMINAL BUILDING (PROCURE AND REPLACE TWELVE (12) LOADING BRIDGES AT GATES 29 THRU 34)	FAA	\$6,748,889	\$6,748,889	S-12-278-D	2,395,000	Jeff Chang	838-8835	jeff.chang @hawaii.go v
D (TRN)	102	3-15-0005-115	20.106	REHABILITATE RUNWAY 04L/22R LIGHTING - PHASE III	FAA	\$575,492	\$575,492	S-11-283-D	191,830	Jeff Chang	838-8835	jeff.chang @hawaii.go v
D (TRN)	102	3-15-0005-116	20.106	SUSTAINABLE MANAGEMENT PLAN (AIRPORT SUSTAINABILITY PLAN)	FAA	\$450,000	\$450,000	S-13-191-D	150,000	Jeff Chang	838-8835	jeff.chang @hawaii.go v

Department of Transportation-Airports Division  
Active Federal Awards as of December 1, 2014

Table 11

<u>State Expending Agency</u>	<u>Program ID</u>	<u>Award Number</u>	<u>CFDA Number</u>	<u>Award Description</u>	<u>Awarding Federal Agency</u>	<u>Award Amount</u>	<u>Award Amount Allocated to the Pgm ID in Column B</u>	<u>State Appropriation Symbol</u>	<u>State Fund Match (If Any)</u>	<u>Contact Name</u>	<u>Contact Phone</u>	<u>Contact Email</u>
D (TRN)	102	3-15-0005-117	20.106	IMPROVE TERMINAL BUILDING (OVERSEAS TERMINAL METAL ROOF REPLACEMENT)	FAA	\$9,290,902	\$9,290,902	S-11-274-D	4,374,068	Jeff Chang	838-8835	jeff.chang@hawaii.gov
D (TRN)	102	3-15-0005-118	20.106	IMPROVE TERMINAL BUILDING (IMPROVEMENTS TO SHUTTLE STATIONS - GATE 6-62)	FAA	\$6,010,455	\$6,010,455	S-11-275-D	3,399,060	Jeff Chang	838-8835	jeff.chang@hawaii.gov
D (TRN)	102	3-15-0005-119	20.106	PREPARE SAFETY MANAGEMENT SYSTEM (SMS) MANUAL AND IMPLEMENTATION PLAN	FAA	\$250,000	\$250,000	S-15-244-D	62,500	Jeff Chang	838-8835	jeff.chang@hawaii.gov
D (TRN)	102	3-15-0005-120	20.106	ACQUIRE ONE (1) AIRCRAFT RESCUE AND FIRE FIGHTING VEHICLE (STRUCTURAL PUMPER)	FAA	\$615,000	\$615,000	S-15-504-D	200,000	Jeff Chang	838-8835	jeff.chang@hawaii.gov
D (TRN)	104	3-15-0014-012	20.106	REHABILITATE BUILDING (HANGAR 110) - DESIGN ONLY	FAA	\$789,655	\$789,655	S-11-212-D S-12-212-D	447,000	Jeff Chang	838-8835	jeff.chang@hawaii.gov
D (TRN)	104	3-15-0014-013	20.106	REHABILITATE BUILDING (HANGAR 110) - PHASE I	FAA	\$3,063,427	\$3,063,427	S-09-273-D	524,210	Jeff Chang	838-8835	jeff.chang@hawaii.gov
D (TRN)	104	3-15-0014-014	20.106	REHABILITATE BUILDING (HANGAR 110) - PHASE II	FAA	\$2,969,560	\$2,969,560	S-11-278-D	361,890	Jeff Chang	838-8835	jeff.chang@hawaii.gov
D (TRN)	104	3-15-0014-015	20.106	REHABILITATE BUILDING (HANGAR 110) - PHASE III	FAA	\$4,019,367	\$4,019,367	S-12-281-D	578,500	Jeff Chang	838-8835	jeff.chang@hawaii.gov



Department of Transportation-Airports Division  
Active Federal Awards as of December 1, 2014

Table 11

<u>State Expending Agency</u>	<u>Program ID</u>	<u>Award Number</u>	<u>CFDA Number</u>	<u>Award Description</u>	<u>Awarding Federal Agency</u>	<u>Award Amount</u>	<u>Award Amount Allocated to the Pgm ID in Column B</u>	<u>State Appropriation Symbol</u>	<u>State Fund Match (If Any)</u>	<u>Contact Name</u>	<u>Contact Phone</u>	<u>Contact Email</u>
D (TRN)	111	3-15-0004-039	20.106	REHABILITATE RUNWAY 03/21 - PHASE I (DESIGN ONLY)	FAA	\$570,000	\$570,000	S-10-280-D	90,000	Jeff Chang	838-8835	jeff.chang @hawaii.go v
D (TRN)	111	3-15-0004-040	20.106	REHABILITATE APRON AND TAXIWAYS INCLUDED MARKING, LIGHTING, AND SIGNAGE - PHASE I (DESIGN ONLY)	FAA	\$190,000	\$190,000	S-10-283-D	30,000	Jeff Chang	838-8835	jeff.chang @hawaii.go v
D (TRN)	111	3-15-0004-041	20.106	REHABILITATE APRON AND TAXIWAYS INCLUDED MARKING, LIGHTING, AND SIGNAGE - PHASE II	FAA	\$2,195,743	\$2,195,743	S-10-282-D	286,531	Jeff Chang	838-8835	jeff.chang @hawaii.go v
D (TRN)	111	3-15-0004-042	20.106	REHABILITATE RUNWAY 03/21 - PHASE II	FAA	\$10,615,395	\$10,615,395	S-10-281-D	1,530,000	Jeff Chang	838-8835	jeff.chang @hawaii.go v
D (TRN)	111	3-15-0004-044	20.106	REHABILITATE RUNWAY 08/26	FAA	\$1,526,947	\$1,526,947	S-14-239-D	1,989,755	Jeff Chang	838-8835	jeff.chang @hawaii.go v
D (TRN)	111	3-15-0004-045	20.106	INSTALL PERIMETER FENCING (APPROX. 12,500 L.F.) - PHASE II	FAA	\$894,655	\$894,655	S-10-276-D	250,000	Jeff Chang	838-8835	jeff.chang @hawaii.go v
D (TRN)	111	3-15-0004-046	20.106	PREPARE SAFETY MANAGEMENT SYSTEM (SMS) MANUAL AND IMPLEMENTATION PLAN	FAA	\$100,000	\$100,000	S-15-244-D	10,000	Jeff Chang	838-8835	jeff.chang @hawaii.go v
D (TRN)	111	3-15-0004-047	20.106	CONSTRUCT AIRCRAFT RESCUE AND FIRE FIGHTING (ARFF) BUILDING - PHASE II	FAA	\$5,996,235	\$5,996,235	S-13-272-D	3,100,141	Jeff Chang	838-8835	jeff.chang @hawaii.go v

Department of Transportation-Airports Division  
Active Federal Awards as of December 1, 2014

Table 11

<u>State Expending Agency</u>	<u>Program ID</u>	<u>Award Number</u>	<u>CFDA Number</u>	<u>Award Description</u>	<u>Awarding Federal Agency</u>	<u>Award Amount</u>	<u>Award Amount Allocated to the Pgm ID in Column B</u>	<u>State Appropriation Symbol</u>	<u>State Fund Match (If Any)</u>	<u>Contact Name</u>	<u>Contact Phone</u>	<u>Contact Email</u>
D (TRN)	111	3-15-0004-048	20.106	NOISE MITIGATION MEASURES FOR RESIDENCES WITHIN 65-69 DNL-PHASE III	FAA	\$1,765,530	\$1,765,530	S-10-275-D	268,970	Jeff Chang	838-8835	jeff.chang@hawaii.gov
D (TRN)	114	3-15-0008-036	20.106	CONSTRUCT AIRCRAFT RESCUE AND FIRE FIGHTING (ARFF) BUILDING	FAA	\$17,014,671	\$17,014,671	S-06-293-D S-09-278-D	2,328,175	Jeff Chang	838-8835	jeff.chang@hawaii.gov
D (TRN)	116	3-15-0010-007	20.106	CONDUCT WILDLIFE HAZARD ASSESSMENTS	FAA	\$134,572	\$134,572	S-12-245-D	14,953	Jeff Chang	838-8835	jeff.chang@hawaii.gov
D (TRN)	118	3-15-0003-005	20.106	CONDUCT WILDLIFE HAZARD ASSESSMENTS	FAA	\$150,000	\$150,000	S-13-235-D	16,667	Jeff Chang	838-8835	jeff.chang@hawaii.gov
D (TRN)	131	3-15-0006-049	20.106	ACQUIRE ONE (1) FRICTION MEASURING EQUIPMENT WITH TOW VEHICLE	FAA	\$118,875	\$118,875	S-13-221-D	13,209	Jeff Chang	838-8835	jeff.chang@hawaii.gov
D (TRN)	131	3-15-0006-050	20.106	PREPARE SAFETY MANAGEMENT SYSTEM (SMS) MANUAL AND IMPLEMENTATION PLAN	FAA	\$100,000	\$100,000	S-15-244-D	25,000	Jeff Chang	838-8835	jeff.chang@hawaii.gov
D (TRN)	133	3-15-0001-008	20.106	CONDUCT WILDLIFE HAZARD ASSESSMENTS	FAA	\$139,896	\$139,896	S-12-208-D	15,544	Jeff Chang	838-8835	jeff.chang@hawaii.gov
D (TRN)	141	3-15-0011-017	20.106	REHABILITATE TAXIWAYS INCLUDING SIGNAGE AND MARKING	FAA	\$5,353,165	\$5,353,165	S-08-277-D	378,500	Jeff Chang	838-8835	jeff.chang@hawaii.gov

Department of Transportation-Airports Division  
Active Federal Awards as of December 1, 2014

Table 11

<u>State Expending Agency</u>	<u>Program ID</u>	<u>Award Number</u>	<u>CFDA Number</u>	<u>Award Description</u>	<u>Awarding Federal Agency</u>	<u>Award Amount</u>	<u>Award Amount Allocated to the Pgm ID in Column B</u>	<u>State Appropriation Symbol</u>	<u>State Fund Match (If Any)</u>	<u>Contact Name</u>	<u>Contact Phone</u>	<u>Contact Email</u>
D (TRN)	141	3-15-0011-019	20.106	IMPROVE AIRPORT DRAINAGE (CONSTRUCT BOX CULVERT IN TAXIWAY SAFETY AREA) - PHASE II	FAA	\$3,022,148	\$3,022,148	S-10-282-D	335,191	Jeff Chang	838-8835	jeff.chang@hawaii.gov
D (TRN)	141	3-15-0011-020	20.106	PREPARE SAFETY MANAGEMENT SYSTEM (SMS) MANUAL AND IMPLEMENTATION PLAN	FAA	\$49,500	\$49,500	S-15-244-D	4,950	Jeff Chang	838-8835	jeff.chang@hawaii.gov
D (TRN)	143	3-15-0009-007	20.106	IMPROVE TERMINAL BUILDING (DESIGN ONLY)	FAA	\$150,000	\$150,000	S-12-209-D	100,000	Jeff Chang	838-8835	jeff.chang@hawaii.gov
D (TRN)	151	3-15-0012-014	20.106	IMPROVE RUNWAY SAFETY AREA - PHASE I (DESIGN ONLY)	FAA	\$950,000	\$950,000	S-10-283-D	64,271	Jeff Chang	838-8835	jeff.chang@hawaii.gov
D (TRN)	151	3-15-0012-016	20.106	REHABILITATE RUNWAY 03/21 LIGHTING	FAA	\$1,041,930	\$1,041,930	S-11-283-D	126,990	Jeff Chang	838-8835	jeff.chang@hawaii.gov
D (TRN)	151	3-15-0012-017	20.106	IMPROVE RUNWAY 03/21 SAFETY AREA - PHASE II	FAA	\$15,300,000	\$15,300,000	S-10-280-D	2,537,233	Jeff Chang	838-8835	jeff.chang@hawaii.gov
D (TRN)	151	3-15-0012-018	20.106	PREPARE SAFETY MANAGEMENT SYSTEM (SMS) MANUAL AND IMPLEMENTATION PLAN	FAA	\$49,500	\$49,500	S-15-244-D	4,950	Jeff Chang	838-8835	jeff.chang@hawaii.gov
D (TRN)	161	3-15-0013-044	20.106	ACQUIRE ONE (1) FRICTION MEASURING EQUIPMENT WITH TOW VEHICLE	FAA	\$150,575	\$150,575	S-13-224-D	16,731	Jeff Chang	838-8835	jeff.chang@hawaii.gov

Department of Transportation-Airports Division  
Active Federal Awards as of December 1, 2014

Table 11

<u>State Expending Agency</u>	<u>Program ID</u>	<u>Award Number</u>	<u>CFDA Number</u>	<u>Award Description</u>	<u>Awarding Federal Agency</u>	<u>Award Amount</u>	<u>Award Amount Allocated to the Pgm ID in Column B</u>	<u>State Appropriation Symbol</u>	<u>State Fund Match (If Any)</u>	<u>Contact Name</u>	<u>Contact Phone</u>	<u>Contact Email</u>
D (TRN)	161	3-15-0013-045	20.106	PREPARE SAFETY MANAGEMENT SYSTEM (SMS) MANUAL AND IMPLEMENTATION PLAN	FAA	\$100,000	\$100,000	S-15-244-D	10,000	Jeff Chang	838-8835	jeff.chang @hawaii.go v
D (TRN)	161	3-15-0013-046	20.106	REHABILITATE RUNWAY 03/21 LIGHTING AND RUNWAY SAFETY IMPROVEMENTS	FAA	\$1,500,000	\$1,500,000	S-13-279-D	4,500,000	Jeff Chang	838-8835	jeff.chang @hawaii.go v
D (TRN)	163	3-15-0002-007	20.106	CONDUCT WILDLIFE HAZARD ASSESSMENTS	FAA	\$150,000	\$150,000	S-13-234-D	16,667	Jeff Chang	838-8835	jeff.chang @hawaii.go v
D (TRN)	195	3-15-0000-005	20.106	UPDATE STATE SYSTEM PLAN STUDY (PAVEMENT MANAGEMENT PROGRAM)	FAA	\$2,500,000	\$2,500,000	S-09-282-D	525,000	Jeff Chang	838-8835	jeff.chang @hawaii.go v
D (TRN)	195	3-15-0000-006	20.106	CONDUCT STATE SYSTEM PLAN STUDY (STATEWIDE RUNWAY SAFETY PLANNING STUDY)	FAA	\$904,500	\$904,500	S-12-192-D	100,000	Jeff Chang	838-8835	jeff.chang @hawaii.go v
D (TRN)	195	3-15-0000-007	20.106	CONDUCT WILDLIFE HAZARD ASSESSMENTS	FAA	\$1,026,705	\$1,026,700	S-13-280-D	114,705	Jeff Chang	838-8835	jeff.chang @hawaii.go v

Department of Transportation-Airports Division  
Non-General Funds

Table 12

Name of Fund	Purpose	Statutory Reference	MOF	Beginning FY15	Estimated FY15	Estimated FY15	Estimated FY15	Estimated FY15	Balance in Excess of Program Needs
				Unencumbered Cash Balance	Revenues	Expenditures and Encumbrances	Estimated FY15 Net Transfers	Ending Unencumbered Cash Balance	
Airport Revenue Fund	Airport operating revenue required for planned O&M expenditures, OPEB liabilities and maintain daily cash flow.	HRS-248-8	B	\$ 149,161,962	\$ 340,269,000	\$ -	\$ (379,201,912)	\$ 110,229,050	\$ -
Airport Revenue Fund (O&M)	Operating Appropriations required for future O&M expenditures	HRS 261-5, HRS 261-7	B	\$ 180,459,375	\$ -	\$ (305,223,000)	\$ 305,223,000	\$ 180,459,375	\$ -
Prepaid Airport Use Charge Fund	Provide for overpayments of Airport Use Charges	HRS 261-4, HRS 261-5	B	\$ 21,797,541	\$ -	\$ (1,091,862)	\$ 6,399,528	\$ 27,105,207	\$ -
Reserve for O&M Expenses	Required reserve of 25% of current year O&M budgeted expenditures per airport airline lease agreement	HRS 261-4, HRS 261-5	W	\$ 69,420,151	\$ -		\$ 8,437,589	\$ 77,857,740	\$ -
Debt Service Funded Coverage	Cover shortfalls in debt service coverage requirement	HRS 261-5, HRS 39-61	W	\$ 19,311,268	\$ -	\$ -	\$ 1,911,732	\$ 21,223,000	\$ -
Security Deposit	Restricted funds for customer security deposits	HRS 261-5	T	\$ 5,866,733	\$ -	\$ -	\$ -	\$ 5,866,733	\$ -
Special State CIP	Special funded capital improvement projects	HRS 261-4, HRS 261-5	B	\$ 62,176,381	\$ -	\$ (27,256,000)		\$ 34,920,381	\$ -
Special State CIP - Funded by Others	Project funded by private contribution	HRS261-4, HRS 261-5	R	\$ 131			\$ (131)	\$ -	\$ -
Reserve for Future CIP	Reserve for future airport capital improvement projects	HRS 261-4, HRS 261-5	W	\$ 53,214,466	\$ -	\$ -	\$ (50,000,000)	\$ 3,214,466	\$ -
Bond Revenue CIP Account	Restricted fund for existing and anticipated bond funded capital improvement projects.	HRS261-4, HRS261-5, HRS 39-61	E	\$ 144,748,530		\$ (218,505,000)	\$ 100,000,000	\$ 26,243,530	\$ -
Passenger Facility Charge Special Fund	Passenger Facility Charge Program	HRS 261-5.5	B	\$ 99,107,951	\$ 34,757,000	\$ -	\$ (58,296,000)	\$ 75,568,951	\$ -
Special State CIP - Passenger Facility Charge	Projects funded by Passenger Facility Charge Program contributions	HRS 261-5.5	X	\$ 29,831,970	\$ -	\$ (58,296,000)	\$ 58,296,000	\$ 29,831,970	\$ -
Rental Motor Vehicle Customer Fac Chg Special Fund	Enhancement, renovation, operation and maintenance of rental car facilities	HRS 261-5.6	B	\$ 21,313,337	\$ 56,876,000		\$ (54,485,227)	\$ 23,704,110	\$ -
Special State CIP - Rental Motor Vehicle Customer Fac Charge	Projects funded by Consolidated Rent A Car Facility Charge Program	HRS 261-5.6	X/B	\$ 106,478,703	\$ 34,910,142	\$ (89,215,000)	\$ 54,304,858	\$ 106,478,703	\$ -
Airport System Interest Account	Payment of interest on outstanding bonds	HRS 261-5, HRS 39-61	W	\$ 21,672,006	\$ 50,832,144	\$ (51,591,276)	\$ (155,012)	\$ 20,757,862	\$ -
Airport System Serial & Principal Account	Principal payment on outstanding serial bonds	HRS 261-5, HRS 39-61	W	\$ 34,210,000	\$ 35,725,000	\$ (34,210,000)	\$ -	\$ 35,725,000	\$ -
Airport System Debt Service Reserve	Reserve for payment of principal, interest and premium for bonds outstanding	HRS 261-5, HRS 39-61	W	\$ 96,893,008	\$ -	\$ -	\$ -	\$ 96,893,008	\$ -
Airport System Major, Maintenance, Renewal/Replacement	Support deficiencies in interest, serial bond principal and sinking fund. Fund major maintenance and repair projects not recurring annually.	HRS 261-5, HRS 39-61	W	\$ 59,898,925	\$ -	\$ (500,000)	\$ 601,075	\$ 60,000,000	\$ -
CFC Serial & Principal Account	Payment of principal & interest on outstanding CFC bonds	HRS 261-5.6	B	\$ -	\$ -	\$ (180,369)	\$ 180,369	\$ -	\$ -

Department of Transportation-Airports Division  
Vacancy Report as of November 30, 2014

Table 13

Prog ID	Sub-Org	Date of Vacancy	Expected Fill Date	Position Number	Position Title	Exempt (Y/N)	SR Level	BU Code	Perm Temp (P/T)	FTE	MOF	Budgeted Amount	Actual Salary Last Paid	Authority to Hire (Y/N)	Occupied by 89 Day Hire (Y/N)	# of 89 Hire Apts	Describe if Filled by other Means	Priority # to Retain
TRN102	BC	05/01/13		6548	School Cus Svc Superintendent	N	SR-21	4	Perm	1.00	B	\$ 54,012.00	\$ 4,501.00	Y				1
TRN102	BC	04/26/14		45556	Asst Arpt Supt IV (Security)	N	SR-22	13	Perm	1.00	B	\$ 45,576.00	\$ 3,950.00	Y	Y	2		2
TRN104	BC	08/01/14		52902	Airport Fire Commander	N	SR-26	91	Perm	1.00	B	\$ 90,480.00	\$ 8,321.00	Y				3
TRN102	BC	08/01/12		5762	Bldg Constr & Mntce Supr	N	F310	2	Perm	1.00	B	\$ 63,216.00	\$ 5,268.00	Y				4
TRN102	BC	02/26/10		41682	Bldg Construction Inspector II	N	SR-19	3	Perm	1.00	B	\$ 39,480.00	\$ 4,328.00	Y				5
TRN102	BC	08/28/13		25377	Arpt Firefighter	N	SR-17	11	Perm	1.00	B	\$ 52,236.00	\$ 3,723.00	Y				6
TRN102	BC	01/13/14		27848	Arpt Firefighter	N	SR-17	11	Perm	1.00	B	\$ 52,236.00	\$ 3,723.00	Y				7
TRN102	BC	12/31/13		35913	Asst Arpt Supt IV	N	SR22	13	Perm	1.00	B	\$ 49,332.00	\$ 4,275.00	Y	Y	2		8
TRN102	BC	08/29/12		119113	Asst Arpt Supt IV	N	SR-22	13	Perm	1.00	B	\$ 45,576.00	\$ 3,798.00	Y				9
TRN102	BC	01/16/14		46716	Plumber I	N	BC-10	1	Perm	1.00	B	\$ 46,236.00	\$ 3,930.00	Y				10
TRN102	BC	12/31/09		21594	Electrician II	N	WS-10	1	Perm	1.00	B	\$ 48,960.00	\$ 4,080.00	Y				11
TRN102	BC	02/22/12		5761	Electrician I	N	BC-10	1	Perm	1.00	B	\$ 46,236.00	\$ 3,853.00	Y	Y	10		12
TRN102	BC	11/01/11		10358	Electrician I	N	BC-10	1	Perm	1.00	B	\$ 56,236.00	\$ 3,853.00	Y				13
TRN102	BC	12/08/10		10359	Electrician I	N	BC-10	1	Perm	1.00	B	\$ 46,236.00	\$ 3,853.00	Y				14
TRN102	BC	06/02/03		10360	Electrician I	N	BC-10	1	Perm	1.00	B	\$ 46,236.00	\$ 2,867.00	Y				15
TRN102	BC	02/01/13		46419	Electrician I	N	BC-10	1	Perm	1.00	B	\$ 46,236.00	\$ 3,853.00	Y				16
TRN102	BC	03/16/12		11868	Arpt Oprns Contr III	N	SR-16	3	Perm	1.00	B	\$ 44,412.00	\$ 3,701.00	Y	Y	2		19
TRN102	BC	06/22/14		119117	Arpt Oprns Contr III	N	SR-16	3	Perm	1.00	B	\$ 44,412.00	\$ 3,164.00	Y				20
TRN102	BC	10/01/07		49247	Auto Sys Equip Tech I	N	BC-14	1	Perm	1.00	B	\$ 53,532.00	\$ 4,151.00	Y				21
TRN102	BC	07/30/11		6760	Auto Tech I	N	BC-11	1	Perm	1.00	B	\$ 47,928.00	\$ 3,994.00	Y				22
TRN102	BC	05/01/12		26788	Auto Tech I	N	BC-11	1	Perm	1.00	B	\$ 47,928.00	\$ 3,994.00	Y				23
TRN102	BC	11/01/11		29240	Auto Tech I	N	BC-11	1	Perm	1.00	B	\$ 47,928.00	\$ 3,994.00	Y				24
TRN102	BC	12/31/08		29241	Auto Tech I	N	BC-11	1	Perm	1.00	B	\$ 47,928.00	\$ 3,573.00	Y				25
TRN102	BC	08/01/11		5497	Heavy Truck Driver	N	BC-07	1	Perm	1.00	B	\$ 39,972.00	\$ 3,331.00	Y				26
TRN102	BC	08/16/11		41705	Heavy Truck Driver	N	BC-07	1	Perm	1.00	B	\$ 39,972.00	\$ 3,331.00	Y				27
TRN102	BC	01/01/15		46752	General Laborer III	N	WS-03	1	Perm	1.00	B	\$ 36,576.00	\$ 3,234.00	Y				28
TRN102	BC	07/01/13		6522	Painter I	N	BC-09	1	Perm	1.00	B	\$ 44,544.00	\$ 3,712.00	Y				29
TRN102	BC	05/01/13		15044	Power Mower Oper I	N	BC-03	1	Perm	1.00	B	\$ 34,164.00	\$ 2,847.00	Y				30
TRN102	BC	02/12/11		49747	Street Sweeper Optr	N	BC-09	1	Perm	1.00	B	\$ 44,544.00	\$ 3,712.00	Y				31
TRN102	BC	06/18/08		49748	Street Sweeper Optr	N	BC-09	1	Perm	1.00	B	\$ 44,544.00	\$ 3,512.00	Y				32
TRN102	BC	08/05/13		49787	Visitor Info Prog Asst III	N	SR-12	3	Perm	1.00	B	\$ 35,064.00	\$ 3,043.00	Y	Y	1		33
TRN102	BC	07/01/10		6524	Carpenter I	N	BC-09	1	Perm	1.00	B	\$ 44,544.00	\$ 3,455.00	Y				34
TRN102	BC	06/01/14		30212	Janitor III	N	WS-02	1	Perm	1.00	B	\$ 35,544.00	\$ 3,081.00	Y				34
TRN102	BC	12/31/13		24536	Carpenter I	N	BC09	1	Perm	1.00	B	\$ 44,544.00	\$ 3,755.00	Y				35
TRN102	BC	07/01/10		25837	Carpenter I	N	BC-09	1	Perm	1.00	B	\$ 44,544.00	\$ 3,712.00	Y				36
TRN102	BC	05/01/14		46304	Contracts Assistant I	N	SR-13	3	Perm	1.00	B	\$ 39,480.00	\$ 3,420.00	Y				37
TRN102	BC	12/31/13		38388	Building Maintenance Helper	N	BC05	1	Perm	1.00	B	\$ 36,960.00	\$ 3,142.00	Y				38
TRN104	BC	06/02/14		35676	Arpt Oper & Mntce Wkr I	N	BC-07	1	Perm	1.00	B	\$ 39,972.00	\$ 3,466.00	Y				39
TRN102	BC	09/20/10		49765	Visitor Info Prog Asst II	N	SR-10	3	Perm	0.50	B	\$ 14,418.00	\$ 2,403.00	Y				40
TRN102	BC	10/01/14		18892	Visitor Info Prog Asst II (Japanese)	N	SR-10	3	Perm	1.00	B	\$ 27,756.00	\$ 3,849.00	Y				41
TRN102	BC	12/26/13		18894	Visitor Info Prog Asst II (Japanese)	N	SR-10	3	Perm	1.00	B	\$ 27,756.00	\$ 2,313.00	Y				42
TRN102	BC	02/03/14		41871	Visitor Info Prog Asst II (Japanese)	N	SR-10	3	Perm	1.00	B	\$ 27,756.00	\$ 2,403.00	Y				43
TRN102	BC	05/01/14		49783	Visitor Info Prog Asst II (Japanese)	N	SR-10	3	Perm	1.00	B	\$ 33,756.00	\$ 2,922.00	Y				44

Department of Transportation-Airports Division  
Vacancy Report as of November 30, 2014

Table 13

Prog ID	Sub-Org	Date of Vacancy	Expected Fill Date	Position Number	Position Title	Exempt (Y/N)	SR Level	BU Code	Perm Temp (P/T)	FTE	MOF	Budgeted Amount	Actual Salary Last Paid	Authority to Hire (Y/N)	Occupied by 89 Day Hire (Y/N)	# of 89 Hire Apts	Describe if Filled by other Means	Priority # to Retain
TRN102	BC	12/31/12		33254	Visitor Info Prog Asst II (Mandarin)	N	SR-10	3	Perm	1.00	B	\$ 36,516.00	\$ 3,043.00	N				45
TRN102	BC	12/31/12		18890	Visitor Info Prog II (Mandarin)	N	SR-10	3	Perm	1.00	B	\$ 27,756.00	\$ 2,313.00	Y				46
TRN102	BC	02/16/11		48286	General Laborer II	N	BC-03	1	Perm	1.00	B	\$ 34,164.00	\$ 2,847.00	Y				47
TRN102	BC	06/02/14		41730	Nursery Worker I	N	BC-05	1	Perm	1.00	B	\$ 36,960.00	\$ 3,205.00	Y				48
TRN102	BC	10/14/14		13254	Janitor II	N	BC-02	1	Perm	1.00	B	\$ 33,228.00	\$ 2,938.00	Y				49
TRN102	BC	07/01/14		13271	Janitor II	N	BC-02	1	Perm	1.00	B	\$ 33,228.00	\$ 2,880.00	Y				50
TRN102	BC	12/31/13		22593	Janitor II	N	BC-02	1	Perm	1.00	B	\$ 33,228.00	\$ 2,824.00	Y	Y	1		51
TRN102	BC	10/14/14		22599	Janitor II	N	BC-02	1	Perm	1.00	B	\$ 33,228.00	\$ 2,938.00	Y				52
TRN102	BC	06/19/14		22602	Janitor II	N	BC-02	1	Perm	1.00	B	\$ 33,228.00	\$ 2,880.00	Y				53
TRN102	BC	04/05/14		22632	Janitor II	N	BC-02	1	Perm	1.00	B	\$ 33,228.00	\$ 2,880.00	Y	Y	1		54
TRN102	BC	04/01/14		22710	Janitor II	N	BC-02	1	Perm	1.00	B	\$ 33,228.00	\$ 2,824.00	Y				55
TRN102	BC	12/31/13		22712	Janitor II	N	BC-02	1	Perm	1.00	B	\$ 33,228.00	\$ 2,824.00	Y				56
TRN102	BC	07/01/14		33383	Janitor II	N	BC-02	1	Perm	1.00	B	\$ 33,228.00	\$ 2,880.00	Y				57
TRN102	BC	10/01/14		37682	Janitor II	N	BC-02	1	Perm	1.00	B	\$ 33,228.00	\$ 2,880.00	Y	Y	1		58
TRN102	BC	10/28/14		37683	Janitor II	N	BC-02	1	Perm	1.00	B	\$ 33,228.00	\$ 2,938.00	Y				59
TRN102	BC	03/01/14		46682	Janitor II	N	BC02	1	Perm	1.00	B	\$ 33,228.00	\$ 2,824.00	Y	Y	1		60
TRN102	BC	06/21/14		46683	Janitor II	N	BC-02	1	Perm	1.00	B	\$ 33,228.00	\$ 2,880.00	Y	Y	1		61
TRN102	BC	06/02/14		46699	Janitor II	N	BC-02	1	Perm	1.00	B	\$ 33,228.00	\$ 2,880.00	Y				62
TRN102	BC	01/16/14		46706	Janitor II	N	BC-02	1	Perm	1.00	B	\$ 33,228.00	\$ 2,824.00	Y				63
TRN102	BC			121217	Janitor II	N	BC-02	1	Perm	1.00	B	\$ 16,614.00	\$ -	Y				64
TRN102	BC			121218	Janitor II	N	BC-02	1	Perm	1.00	B	\$ 16,614.00	\$ -	Y				65
TRN102	BC			121225	Janitor II	N	BC-02	1	Perm	1.00	B	\$ 16,614.00	\$ -	Y				66
TRN102	BC			121226	Janitor II	N	BC-02	1	Perm	1.00	B	\$ 16,614.00	\$ -	Y				67
TRN102	BC			121227	Janitor II	N	BC-02	1	Perm	1.00	B	\$ 16,614.00	\$ -	Y				68
TRN102	BC			121228	Janitor II	N	BC-02	1	Perm	1.00	B	\$ 16,614.00	\$ -	Y				69
TRN102	BC	06/23/89		13264	Janitor II	N					B	\$ 33,228.00	\$ -	N				70
TRN102	BC	07/16/14		6161	General Laborer I	N	BC-02	1	Perm	1.00	B	\$ 33,228.00	\$ 2,880.00	Y				71
TRN102	BC	06/01/14		31029	General Laborer I	N	BC-02	1	Perm	1.00	B	\$ 33,228.00	\$ 2,769.00	Y				72
TRN102	BC	07/01/14		41702	General Laborer I	N	BC-02	1	Perm	1.00	B	\$ 33,228.00	\$ 2,880.00	Y				73
TRN102	BC	02/16/11		15042	Groundskeeper I	N					B	\$ 33,228.00	\$ -	N				74
TRN102	BC	06/01/14		36572	Groundskeeper I	N	BC-02	1	Perm	1.00	B	\$ 33,228.00	\$ 2,880.00	Y				75
TRN102	BC	06/16/14		41741	Groundskeeper I	N	BC-02	1	Perm	1.00	B	\$ 33,228.00	\$ 2,880.00	Y				76
TRN102	BC	07/01/14		46826	Groundskeeper I	N	BC-02	1	Perm	1.00	B	\$ 33,228.00	\$ 2,880.00	Y				77
TRN102	BC	07/16/14		23426	Arpt Information Operator II	N	SR-10	3	Perm	1.00	B	\$ 30,036.00	\$ 2,499.00	Y				78
TRN102	BC	07/17/14		23425	Airport Info Operator I	N	SR-08	3	Perm	1.00	B	\$ 26,700.00	\$ 2,225.00	Y				79
TRN102	BC	06/02/14		7915	Arpt Information Operator I	N	SR-08	3	Perm	1.00	B	\$ 25,668.00	\$ 2,225.00	Y				80
TRN102	BC	11/16/14		10822	Arpt Information Operator I	N	SR-08	3	Perm	1.00	B	\$ 25,668.00	\$ 2,314.00	Y				81
TRN102	BC	12/31/12		10823	Arpt Information Operator I	N	SR-08	3	Perm	1.00	B	\$ 26,700.00	\$ 2,225.00	Y	Y	1		82
TRN102	BC	06/19/13		18858	Arpt Information Operator I	N	SR-08	3	Perm	1.00	B	\$ 26,700.00	\$ 2,227.00	Y				83
TRN102	BC	06/10/14		42673	Office Asst III	N	SR-08	3	Perm	1.00	B	\$ 33,756.00	\$ 2,922.00	Y				84
TRN102	BC	09/01/14		43088	Office Asst III	N	SR-08	3	Perm	1.00	B	\$ 35,064.00	\$ 3,165.00	Y	Y	1		85
TRN102	BC	01/01/14		45239	Office Asst III	N	SR-08	3	Perm	1.00	B	\$ 35,064.00	\$ 3,043.00	Y				86
TRN102	BC	06/16/12		48353	Office Asst III	N	SR-08	3	Perm	1.00	B	\$ 36,516.00	\$ 3,043.00	Y				87
TRN102	BC	07/01/14		49690	Office Asst III	N	SR-08	3	Perm	1.00	B	\$ 27,756.00	\$ 2,403.00	Y				88
TRN102	BC			18869	Visitor Info Prog Asst I	N	SR-08	3	Perm	1.00	B	\$ 25,668.00	\$ -	Y				89
TRN102	BC	08/01/11		41943	Visitor Info Prog Asst I	N	SR-08	3	Perm	0.75	B	\$ 22,527.00	\$ 2,303.00	Y				90
TRN102	BC	09/01/13	01/15/15	9668	Arpt Oprns Contr III	N	SR-16	3	Perm	1.00	B	\$ 35,064.00	\$ 3,290.00	Y				n/a

Department of Transportation-Airports Division  
 Vacancy Report as of November 30, 2014

Table 13

Prog ID	Sub-Org	Date of Vacancy	Expected Fill Date	Position Number	Position Title	Exempt (Y/N)	SR Level	BU Code	Perm Temp (P/T)	FTE	MOF	Budgeted Amount	Actual Salary Last Paid	Authority to Hire (Y/N)	Occupied by 89 Day Hire (Y/N)	# of 89 Hire Appts	Describe if Filled by other Means	Priority # to Retain
TRN102	BC	07/01/11	01/15/15	9670	Arpt Oprns Contr III	N	SR-16	3	Perm	1.00	B	\$ 42,684.00	\$ 3,557.00	Y				n/a
TRN102	BC		Abolished	41944	Visitor Info Prog Asst I	N	SR-08	3	Perm	0.75	B	\$ 19,251.00	\$ -	N				n/a
TRN102	BC		Abolished	41946	Visitor Info Prog Asst I	N	SR-08	3	Perm	0.75	B	\$ 19,251.00	\$ -	N				n/a
TRN102	BC		Abolished	41949	Visitor Info Prog Asst I	N	SR-08	3	Perm	0.75	B	\$ 19,251.00	\$ -	N				n/a
TRN102	BC		Abolished	41951	Visitor Info Prog Asst I	N	SR-08	3	Perm	0.75	B	\$ 19,251.00	\$ -	N				n/a
TRN102	BC		Abolished	41954	Visitor Info Prog Asst I	N	SR-08	3	Perm	0.75	B	\$ 19,251.00	\$ -	N				n/a
TRN102	BC		Abolished	41955	Visitor Info Prog Asst I	N	SR-08	3	Perm	0.75	B	\$ 19,251.00	\$ -	N				n/a
TRN102	BC		12/08/14	121201	Janitor II	N	BC-02	1	Perm	1.00	B	\$ 16,614.00	\$ -	Y				n/a
TRN102	BC		12/01/14	121208	Janitor II	N	BC-02	1	Perm	1.00	B	\$ 16,614.00	\$ -	Y				n/a
TRN102	BC		12/16/14	121220	Janitor II	N	BC-02	1	Perm	1.00	B	\$ 16,614.00	\$ -	Y				n/a
TRN102	BC		12/16/14	121221	Janitor II	N	BC-02	1	Perm	1.00	B	\$ 16,614.00	\$ -	Y				n/a
TRN102	BC		01/05/15	121223	Janitor II	N	BC-02	1	Perm	1.00	B	\$ 16,614.00	\$ -	Y				n/a
TRN102	BC		12/01/14	121229	Janitor II	N	BC-02	1	Perm	1.00	B	\$ 16,614.00	\$ -	Y				n/a
TRN102	BC		12/01/14	121230	Janitor II	N	BC-02	1	Perm	1.00	B	\$ 16,614.00	\$ -	Y				n/a
TRN102	BC		12/16/14	121231	Janitor II	N	BC-02	1	Perm	1.00	B	\$ 16,614.00	\$ -	Y				n/a
TRN102	BC		12/01/14	121233	Janitor II	N	BC-02	1	Perm	1.00	B	\$ 16,614.00	\$ -	Y				n/a



Department of Transportation-Airports Division  
Personnel Separations from July 1, 2013 to November 30, 2014

Table 14

<u>Prog ID</u>	<u>Sub-Org</u>	<u>Separation Date</u>	<u>Position Number</u>	<u>Position Title</u>	<u>Exempt (Y/N)</u>	<u>SR Level</u>	<u>BU Code</u>	<u>T/P</u>	<u>MOF</u>	<u>Budgeted FTE</u>	<u>Budgeted Salary</u>	<u>Actual FTE</u>	<u>Actual Salary</u>
TRN102	BC	11/10/2014	21668	AOC II	N	SR14B	03	P	B	1.00	35,112	1.00	35,112
TRN102	BC	11/10/2024	119119	AOC II	N	SR14C	03	P	B	1.00	35,064	1.00	35,064
TRN102	BC	11/16/2014	10822	AIO I	N	SR08B	03	P	B	1.00	27,768	1.00	27,768
TRN102	BC	7/16/2014	23426	AIO II	N	SR10B	03	P	B	1.00	29,988	1.00	29,988
TRN102	BC	2/19/2014	28613	Air Baggage Attendant I	N	SR10K	03	P	B	1.00	41,040	1.00	41,040
TRN102	BC	12/31/13	7615	Airport Baggage Attendant I	N	SR10G	03	P	B	1.00	35,064	1.00	35,064
TRN102	BC	1/13/2014	27848	Airport Firefighter	N	SR17E	11	P	B	1.00	48,324	1.00	48,324
TRN102	BC	6/2/2014	7915	Airport Info Operator I	N	SR08B	03	P	B	1.00	26,700	1.00	26,700
TRN102	BC	7/17/2014	23425	Airport Information Opeartor	N	SR08D	03	P	B	1.00	29,988	1.00	29,988
TRN102	BC	10/1/2013	23426	Airport Information Operator	N	SR10D	03	P	B	1.00	31,212	1.00	31,212
TRN102	BC	9/1/2013	9668	Airport Operations Contr III	N	SR16D	03	P	B	1.00	39,480	1.00	39,480
TRN102	BC	3/7/2014	6917	Airport Operations Controller	N	SR14C	03	P	B	1.00	35,064	1.00	35,064
TRN102	BC	6/22/2014	119117	Airport Operations Controller	N	SR14E	03	P	B	1.00	41,040	1.00	41,040
TRN102	BC	4/26/2014	45556	Airport Security Manager	N	SR22C	13	P	B	1.00	47,400	1.00	47,400
TRN102	BC	12/31/13	35913	Assistant Airport Superintenda	N	SR22E	13	P	B	1.00	51,300	1.00	51,300
TRN102	BC	12/31/13	38388	Building Maintenance Helper	N	BC05A	01	P	B	1.00	37,704	1.00	37,704
TRN102	BC	12/31/13	24536	Carpenter I	N	BC09A	01	P	B	1.00	45,432	1.00	45,432
TRN102	BC	7/1/2013	25837	Carpenter I	N	BC09A	BU01	P	B	1.00	45,544	1.00	45,544
TRN102	BC	12/31/13	41725	Carpet Cleaner I	N	BC04A	01	P	B	1.00	36,252	1.00	36,252
TRN102	BC	7/15/2013	46675	Carpet Cleaner II	N	WS04A	BU01	P	B	1.00	38,052	1.00	38,052
TRN102	BC	5/1/2014	46304	Contract Assistant I	N	SR13H	03	P	B	1.00	41,040	1.00	41,040
TRN102	BC	5/1/2014	46304	Contracts Asst. I	N	SR13H	03	P	B	1.00	41,040	1.00	41,040
TRN102	BC	7/16/2014	6161	Gen Lab I	N	BC02A	01	P	B	1.00	34,560	1.00	34,560
TRN102	BC	7/1/2014	41702	Gen Lab I	N	BC02A	01	P	B	1.00	34,560	1.00	34,560
TRN102	BC	11/3/2014	41701	General Laborer I	N	BU02A	01	P	B	1.00	35,256	1.00	35,256
TRN102	BC	6/1/2014	31029	General Laborer I	N	BC02A	01	P	B	1.00	34,560	1.00	34,560
TRN102	BC	7/15/2013	41701	General Laborer I	N	BC02A	BU01	P	B	1.00	33,228	1.00	33,228
TRN102	BC	3/17/2014	40652	General Laborer II	N	BC03A	01	P	B	1.00	34,868	1.00	34,848
TRN102	BC	6/1/2014	36572	Groundskeeper I	N	BC02A	01	P	B	1.00	34,560	1.00	34,560
TRN102	BC	6/16/2014	41741	Groundskeeper I	N	BC02A	01	P	B	1.00	34,560	1.00	34,560
TRN102	BC	6/30/2014	46826	Groundskeeper I	N	BC02A	01	P	B	1.00	34,560	1.00	34,560
TRN102	BC	9/24/2013	33274	Groundskeeper I	N	BC02A	01	P	B	1.00	33,228	1.00	33,228
TRN102	BC	8/19/2013	15041	Groundskeeper I	N	BC02A	01	P	B	1.00	33,228	1.00	33,228
TRN102	BC	7/19/2013	46828	Groundskeeper I	N	BC02A	BU01	P	B	1.00	33,228	1.00	33,228
TRN102	BC	11/1/2013	15037	Groundskeeper II	N	WS02A	01	P	B	1.00	36,252	1.00	36,252
TRN102	BC	10/14/2014	13254	Janitor II	N	BC02A	01	P	B	1.00	34,560	1.00	34,560

Department of Transportation-Airports Division  
Personnel Separations from July 1, 2013 to November 30, 2014

Table 14

<u>Prog ID</u>	<u>Sub-Org</u>	<u>Separation Date</u>	<u>Position Number</u>	<u>Position Title</u>	<u>Exempt (Y/N)</u>	<u>SR Level</u>	<u>BU Code</u>	<u>T/P</u>	<u>MOF</u>	<u>Budgeted FTE</u>	<u>Budgeted Salary</u>	<u>Actual FTE</u>	<u>Actual Salary</u>
TRN102	BC	10/14/2014	22599	Janitor II	N	BC02A	01	P	B	1.00	35,256	1.00	35,256
TRN102	BC	10/28/2014	37683	Janitor II	N	BC02A	01	P	B	1.00	35,256	1.00	35,256
TRN102	BC	10/1/2014	37682	Janitor II	N	BC02A	01	P	B	1.00	34,560	1.00	34,560
TRN102	BC	10/1/2014	37682	Janitor II	N	BC02A	01	P	B	1.00	34,560	1.00	34,560
TRN102	BC	7/1/2014	33383	Janitor II	N	BC02A	01	P	B	1.00	34,560	1.00	34,560
TRN102	BC	7/1/2014	13271	Janitor II	N	BC02A	01	P	B	1.00	34,560	1.00	34,560
TRN102	BC	6/21/2014	46683	Janitor II	N	BC02A	01	P	B	1.00	34,560	1.00	34,560
TRN102	BC	6/1/2014	22603	Janitor II	N	BC02A	01	p	B	1.00	34,560	1.00	34,560
TRN102	BC	6/1/2014	46699	Janitor II	N	BC02A	01	P	B	1.00	34,560	1.00	34,560
TRN102	BC	6/19/2014	22602	Janitor II	N	BC02A	01	P	B	1.00	34,560	1.00	34,560
TRN102	BC	5/12/2014	06697	Janitor II	N	BC02A	01	P	B	1.00	34,560	1.00	34,560
TRN102	BC	4/1/2014	22710	Janitor II	N	BC02A	01	P	B	1.00	33,888	1.00	33,888
TRN102	BC	4/5/2014	22632	Janitor II	N	BC02A	01	P	B	1.00	34,560	1.00	34,560
TRN102	BC	4/7/2014	22724	Janitor II	N	BC02A	01	P	B	1.00	34,560	1.00	34,560
TRN102	BC	3/1/2014	46702	Janitor II	N	BC02A	01	P	B	1.00	33,888	1.00	33,888
TRN102	BC	3/1/2014	46682	Janitor II	N	BC02A	01	P	B	1.00	33,888	1.00	33,888
TRN102	BC	3/31/2014	22710	Janitor II	N	BC02A	01	P	B	1.00	33,888	1.00	33,888
TRN102	BC	4/6/2014	22724	Janitor II	N	BC02A	01	P	B	1.00	34,560	1.00	34,560
TRN102	BC	2/29/2014	46682	Janitor II	N	BC02A	01	P	B	1.00	33,888	1.00	33,888
TRN102	BC	1/6/2014	13257	Janitor II	N	BC02A	01	p	B	1.00	33,888	1.00	33,888
TRN102	BC	1/16/2014	46706	Janitor II	N	BC02A	01	P	B	1.00	33,888	1.00	33,888
TRN102	BC	12/31/13	24211	Janitor II	N	BC02A	01	P	B	1.00	33,888	1.00	33,888
TRN102	BC	12/31/13	22712	Janitor II	N	BC02A	01	P	B	1.00	33,888	1.00	33,888
TRN102	BC	12/31/13	22593	Janitor II	N	BC02A	01	P	B	1.00	33,888	1.00	33,888
TRN102	BC	11/1/2013	37683	Janitor II	N	BC02A	01	P	B	1.00	33,888	1.00	33,888
TRN102	BC	10/1/2013	13256	Janitor II	N	BC02A	01	P	B	1.00	33,228	1.00	33,228
TRN102	BC	10/1/2013	46692	Janitor II	N	BC02A	01	P	B	1.00	33,228	1.00	33,228
TRN102	BC	9/18/2013	22602	Janitor II	N	BC02A	01	P	B	1.00	33,228	1.00	33,228
TRN102	BC	9/16/2013	22708	Janitor II	N	BC02A	01	P	B	1.00	33,228	1.00	33,228
TRN102	BC	9/9/2013	22613	Janitor II	N	BC02A	01	P	B	1.00	33,228	1.00	33,228
TRN102	BC	9/18/2013	5491	Janitor II	N	BC02A	01	P	B	1.00	33,228	1.00	33,228
TRN102	BC	8/23/2013	24214	Janitor II	N	BC02A	01	P	B	1.00	33,228	1.00	33,228
TRN102	BC	8/1/2013	19014	Janitor II	N	BC02A	01	P	B	1.00	33,228	1.00	33,228
TRN102	BC	7/1/2013	46690	Janitor II	N	BC02A	BU01	P	B	1.00	33,228	1.00	33,228
TRN102	BC	7/29/2013	19014	Janitor II	N	BC02A	BU01	P	B	1.00	33,228	1.00	33,228
TRN102	BC	6/1/2014	30212	Janitor III	N	WS02A	01	P	B	1.00	36,972	1.00	36,972

Department of Transportation-Airports Division  
Personnel Separations from July 1, 2013 to November 30, 2014

Table 14

<u>Prog ID</u>	<u>Sub-Org</u>	<u>Separation Date</u>	<u>Position Number</u>	<u>Position Title</u>	<u>Exempt (Y/N)</u>	<u>SR Level</u>	<u>BU Code</u>	<u>T/P</u>	<u>MOF</u>	<u>Budgeted FTE</u>	<u>Budgeted Salary</u>	<u>Actual FTE</u>	<u>Actual Salary</u>
TRN102	BC	8/1/2013	28661	Janitor III	N	WS02A	01	P	B	1.00	35,544	1.00	35,544
TRN102	BC	6/2/2014	41730	Nursery Worker I	N	BC05A	01	P	B	1.00	38,460	1.00	38,460
TRN102	BC	11/1/2013	12659	Nursery Worker II	N	WS05A	01	P	B	1.00	40,368	1.00	40,368
TRN102	BC	10/31/2013	12659	Nursery Worker II	N	WS05A	01	P	B	1.00	40,368	1.00	40,368
TRN102	BC	9/1/2014	43088	Office Assistant III	N	SR08J	03	P	B	1.00	37,980	1.00	37,980
TRN102	BC	12/31/13	45239	Office Assistant III	N	SR08J	03	P	B	1.00	36,516	1.00	36,516
TRN102	BC	12/31/13	119473	Office Assistant IV	N	SR10K	03	P	B	1.00	41,040	1.00	41,040
TRN102	BC	7/7/2014	36598	Office Asst III	N	SR08D	63	P	B	1.00	29,988	1.00	29,988
TRN102	BC	7/1/2014	49690	Office Asst III	N	SR08D	03	P	B	1.00	28,836	1.00	28,836
TRN102	BC	6/9/2014	42673	Office Asst III	N	SR08I	03	P	B	1.00	35,064	1.00	35,064
TRN102	BC	7/1/2013	6522	Painter I	N	BC09A	BU01	P	B	1.00	44,544	1.00	44,544
TRN102	BC	1/16/2014	46716	Plumber I	N	BC10A	01	P	B	1.00	47,160	1.00	47,160
TRN102	BC	12/31/13	29205	Procurement & Supply Spclt IV	N	SR22C	13	P	B	1.00	47,400	1.00	47,400
TRN102	BC	10/1/2014	18892	VIPA II	N	SR10M	03	P	B	1.00	46,188	1.00	46,188
TRN102	BC	5/1/2014	49783	Visitor Inf Prgm Asst II	N	SR10G	03	P	B	1.00	35,064	1.00	35,064
TRN102	BC	8/5/2013	49787	Visitor Inf Prgm Asst III	N	SR12F	04	P	B	1.00	36,516	1.00	36,516
TRN102	BC	2/12/2014	26518	Visitor Info Prgm Asst I	N	SR08A	03	P	B	1.00	26,700	1.00	26,700
TRN102	BC	2/3/2014	46803	Visitor Info Spec II	N	SR10I	03	P	B	1.00	37,968	1.00	37,968
TRN102	BC	2/3/2014	41871	Visitor Info Spec II	N	SR10B	04	P	B	1.00	28,836	1.00	28,836
TRN104	BC	8/1/2014	52902	Airport Fire Commander	N	SR26L5	11	P	B	1.00	99,852	1.00	99,852
TRN104	BC	11/2/2014	52897	Airport Fire Fighter	N	SR17F	11	P	B	1.00	53,316	1.00	53,316
TRN104	BC	6/2/2014	35676	Airport Optns & Mtncce Wkr I	N	BC07A	01	P	B	1.00	41,592	1.00	41,592
TRN111	BD	11/1/2013	29254	AF LT	N	SR23L3	11	P	B	1.00	77,328	1.00	77,328
TRN111	BD	7/1/2014	29256	AFL	N	SR23L2	11	P	B	1.00	77,364	1.00	77,364
TRN111	BD	11/3/2014	27232	Airport Fire Fighter	N	SR17H	11	P	B	1.00	57,660	1.00	57,660
TRN111	BD	7/1/2014	8507	Gen Lab I	N	BU02A	01	P	B	1.00	34,560	1.00	34,560
TRN111	BD	2/2/2014	19404	General Laborer II	N	BC03A	01	P	B	1.00	34,848	1.00	34,848
TRN111	BD	2/3/2014	19404	General Laborer II	N	BC03A	01	P	B	1.00	34,848	1.00	34,848
TRN111	BD	11/18/2014	27593	Groundskeeper I	N	BC02A	01	P	B	1.00	35,256	1.00	35,256
TRN111	BD	2/17/2014	28422	Groundskeeper I	N	BC02A	01	P	B	1.00	33,888	1.00	33,888
TRN111	BD	2/18/2014	28422	Groundskeeper I	N	BC02A	01	P	B	1.00	33,888	1.00	33,888
TRN111	BD	12/31/13	19405	Janitor II	N	BC02A	01	P	B	1.00	33,888	1.00	33,888
TRN111	BD	8/10/2013	9182	Janitor II	N	BC02A	01	P	B	1.00	33,228	1.00	33,228
TRN111	BD	2/1/2014	7959	Janitor III	N	WS02A	01	P	B	1.00	36,252	1.00	36,252
TRN111	BD	10/1/2014	49785	VIPA II	N	SR10G	03	P	B	1.00	36,468	1.00	36,468
TRN111	BD	10/1/2014	49785	VIPA II	N	SR10G	03	P	B	1.00	36,468	1.00	36,468

Department of Transportation-Airports Division  
Personnel Separations from July 1, 2013 to November 30, 2014

Table 14

<u>Prog ID</u>	<u>Sub-Org</u>	<u>Separation Date</u>	<u>Position Number</u>	<u>Position Title</u>	<u>Exempt (Y/N)</u>	<u>SR Level</u>	<u>BU Code</u>	<u>T/P</u>	<u>MOF</u>	<u>Budgeted FTE</u>	<u>Budgeted Salary</u>	<u>Actual FTE</u>	<u>Actual Salary</u>
TRN111	BD	8/5/2013	18912	Visitor Inf Prgm Asst II	N	SR10B	03	P	B	1.00	28,836	1.00	28,836
TRN111	BD	6/1/2014	18909	Visitor Inf Prgm Asst III	N	SR12J	04	P	B	1.00	42,684	1.00	42,684
TRN114	BE	12/08/13	25569	AFEO	N	SR21G	11	P	B	1.00	61,128	1.00	61,128
TRN114	BE	10/3/2013	33481	Airport Firefighter	N	SR17E	11	P	B	1.00	48,324	1.00	48,324
TRN114	BE	10/1/2014	6868	Airport Mtnc&Repair Supvr	N	F109L1	02	P	B	1.00	52,548	1.00	52,548
TRN114	BE	4/1/2014	48915	Airport Operations Controller	N	SR14E	03	P	B	1.00	37,968	1.00	37,968
TRN114	BE	3/31/2014	48915	Airports Operations Contr II	N	SR14E	03	P	B	1.00	37,968	1.00	37,968
TRN114	BE	10/1/2014	48912	AOC II	N	SR14B	03	P	B	1.00	33,756	1.00	33,756
TRN114	BE	8/1/2014	18875	Bus Svcs Sup II	N	SR18B	04	P	B	1.00	41,064	1.00	41,064
TRN114	BE	2/27/2014	35447	Crash/Fire Equip Mech	N	BC11A	01	P	B	1.00	48,888	1.00	48,888
TRN114	BE	4/11/2014	45411	Janitor II	N	BC02A	01	P	B	1.00	34,560	1.00	34,560
TRN114	BE	12/26/13	49754	Janitor II	N	BC02A	01	P	B	1.00	33,888	1.00	33,888
TRN114	BE	4/12/2014	24804	Office Assistant III	N	SR08C	03	P	B	1.00	27,756	1.00	27,756
TRN114	BE	6/21/2014	45406	Personnel Clerk III	N	SR09C	03	P	B	1.00	28,836	1.00	28,836
TRN114	BE	11/17/2014	45976	Secretary II	N	SR14D	03	P	B	1.00	37,980	1.00	37,980
TRN114	BE	8/23/2013	49769	VIPA II	N	SR10G	03	P	B	1.00	35,064	1.00	35,064
TRN116	BE	9/28/2014	118825	Optns & Mtnc Wkr I	N	BC07A	01	P	B	1.00	41,592	1.00	41,592
TRN131	BF	8/5/2014	25429	AFEO	N	SR21L1	11	P	B	1.00	70,152	1.00	70,152
TRN131	BF	10/1/2014	29229	Airport Fire Captain	N	SR25L3	21	P	B	1.00	88,752	1.00	88,752
TRN131	BF	11/1/2014	27712	Airport Fire Fighter	N	SR17E	11	P	B	1.00	51,288	1.00	51,288
TRN131	BF	11/1/2014	27714	Airport Fire Fighter	N	SR17E	11	P	B	1.00	51,288	1.00	51,288
TRN131	BF	8/29/2013	25377	Airport Fire Recruit	N	SR15E	11	P	B	1.00	44,676	1.00	44,676
TRN131	BF	9/16/2013	31460	Automotive Mechanic Helper	N	BC05A	01	P	B	1.00	36,960	1.00	36,960
TRN131	BF	10/1/2014	43609	Bldg Maintenance Worker I	N	BC09A	01	P	B	1.00	46,344	1.00	46,344
TRN131	BF	3/1/2014	31461	Bldg Mntce Helper	N	BC05A	01	P	B	1.00	37,704	1.00	37,704
TRN131	BF	6/1/2014	43611	Building Maintenance Worker	N	WS09A	01	P	B	1.00	49,176	1.00	49,176
TRN131	BF	12/31/13	48798	Carpet Cleaner I	N	BC04A	01	P	B	1.00	36,252	1.00	36,252
TRN131	BF	7/1/2013	48795	Carpet Cleaner I	N	BC04A	BU01	P	B	1.00	35,544	1.00	35,544
TRN131	BF	3/1/2014	43618	Construction & Mntce Supt V	N	SR24G	04	P	B	1.00	60,744	1.00	60,744
TRN131	BF	8/16/2014	47724	General Laborer III	N	WS03A	01	P	B	1.00	38,052	1.00	38,052
TRN131	BF	10/18/2014	23521	Janitor II	N	BC02A	01	P	B	1.00	35,256	1.00	35,256
TRN131	BF	10/1/2014	08826	Janitor II	N	BC02A	01	P	B	1.00	34,560	1.00	34,560
TRN131	BF	10/16/2014	120840	Janitor II	N	BC02A	01	P	B	1.00	35,256	1.00	35,256
TRN131	BF	9/1/2014	120836	Janitor II	N	BC02A	01	P	B	1.00	34,560	1.00	34,560
TRN131	BF	9/20/2014	41827	Janitor II	N	BC02A	01	P	B	1.00	34,560	1.00	34,560
TRN131	BF	10/1/2014	8826	Janitor II	N	BC02A	01	P	B	1.00	34,560	1.00	34,560

Department of Transportation-Airports Division  
Personnel Separations from July 1, 2013 to November 30, 2014

Table 14

<u>Prog ID</u>	<u>Sub-Org</u>	<u>Separation Date</u>	<u>Position Number</u>	<u>Position Title</u>	<u>Exempt (Y/N)</u>	<u>SR Level</u>	<u>BU Code</u>	<u>T/P</u>	<u>MOF</u>	<u>Budgeted FTE</u>	<u>Budgeted Salary</u>	<u>Actual FTE</u>	<u>Actual Salary</u>
TRN131	BF	8/1/2014	41791	Janitor II	N	BC02A	01	P	B	1.00	34,560	1.00	34,560
TRN131	BF	7/1/2014	26784	Janitor II	N	BC02A	01	P	B	1.00	34,560	1.00	34,560
TRN131	BF	5/11/2014	26785	Janitor II	N	BC02A	01	P	B	1.00	34,560	1.00	34,560
TRN131	BF	2/2/2014	43622	Janitor Supervisor I	N	F102A	02	P	B	1.00	38,148	1.00	38,148
TRN135	BF	7/17/2013	45607	Airport Fire Equipment Operat	N	SR21G	BU11	P	B	1.00	61,128	1.00	61,128
TRN135	BF	12/30/13	45977	Airport Optns & Mtnce Wkr III	N	F107A	02	P	B	1.00	45,996	1.00	45,996
TRN135	BF	8/1/2014	48612	AO&MW I	N	BC07A	01	P	B	1.00	41,592	1.00	41,592
TRN135	BF	8/18/2014	120838	Janitor II	N	BC02A	01	P	B	1.00	34,560	1.00	34,560
TRN141	BF	11/1/2014	47851	Airport Fire Fighter	N	SR17E	11	P	B	1.00	51,288	1.00	51,288
TRN143	BF	11/1/2014	118894	Airport Fire Fighter	N	SR17E	11	P	B	1.00	51,288	1.00	51,288
TRN151	BF	3/1/2014	49695	Janitor III	N	WS02A	01	P	B	1.00	36,252	1.00	36,252
TRN151	BF	3/1/2014	49695	Janitor III	N	WS02A	01	P	B	1.00	36,252	1.00	36,252
TRN161	BG	9/1/2013	23489	Assistant Airport Supt V	N	SR24J	93	P	B	1.00	67,488	1.00	67,488
TRN161	BG	8/31/2013	23489	Asst. Airports Supern V	N	SR24J	03	P	B	1.00	67,488	1.00	67,488
TRN161	BG	4/1/2014	09033	Bldg Mtnce Worker II	N	WS09A	01	P	B	1.00	48,216	1.00	48,216
TRN161	BG	7/28/2014	8508	BMW I	N	BC09A	01	P	B	1.00	46,344	1.00	46,344
TRN161	BG	8/31/2013	7888	Gen Constr & Mtnce Supvr II	N	F210L5	02	P	B	1.00	61,728	1.00	61,728
TRN161	BG	9/1/2013	7888	General Const&Mntce Supervi	N	F210L5	02	P	B	1.00	61,728	1.00	61,728
TRN161	BG	12/14/13	44924	Grnds Mtnce Supvr II	N	F203A	02	P	B	1.00	41,892	1.00	41,892
TRN161	BG	1/6/2014	36410	GroundsKeeper I	N	BC02A	01	P	B	1.00	33,888	1.00	33,888
TRN161	BG	1/6/2014	36412	GroundsKeeper I	N	BC02A	01	P	B	1.00	33,888	1.00	33,888
TRN161	BG	9/24/2014	40478	Janitor II	N	BC02A	01	P	B	1.00	34,560	1.00	34,560
TRN161	BG	6/9/2014	40472	Janitor II	N	BC02A	01	P	B	1.00	34,560	1.00	34,560
TRN161	BG	12/19/13	40473	Janitor II	N	BC02A	01	P	B	1.00	33,888	1.00	33,888
TRN161	BG	12/31/13	48479	Janitor II	N	BC02A	01	P	B	1.00	33,888	1.00	33,888
TRN161	BG	9/3/2013	41870	Janitor II	N	BC02A	01	P	B	1.00	33,228	1.00	33,229
TRN161	BG	4/1/2014	36708	Janitor III	N	WS02A	01	P	B	1.00	36,252	1.00	36,252
TRN161	BG	11/3/2014	39201	VIPA I	N	SR08B	03	P	B	1.00	27,768	1.00	27,768
TRN195	BB	7/18/2014	52872	Account Clerk IV	N	SR13A	03	P	B	1.00	31,212	1.00	31,212
TRN195	BB	10/1/2013	42929	Airports Operations Officer	N	EM07	35	P	B	1.00	94,464	1.00	94,464
TRN195	BB	11/1/2014	52851	Contracts Assistant I	N	SR13A	03	P	B	1.00	32,460	1.00	32,460
TRN195	BB	7/30/2014	113308	Environmental Health Spclt IV	N	SR22M	23	P	B	1.00	70,188	1.00	70,188
TRN195	BB	7/16/2013	113310	Environmental Health Spclt IV	N	SR22E	BU13	P	B	1.00	49,332	1.00	49,332
TRN195	BB	3/1/2014	8872	Office Assistant IV	N	SR10I	63	P	B	1.00	37,968	1.00	37,968
TRN195	BB	11/1/2013	28705	Personnel Mgmnt Spec III	N	SR20C	73	P	B	1.00	42,132	1.00	42,132
TRN195	BB	2/18/2014	9731	Personnel Mgmt Spec VI	N	SR26D	93	P	B	1.00	60,012	1.00	60,012

Department of Transportation-Airports Division  
 Personnel Separations from July 1, 2013 to November 30, 2014

Table 14

<u>Prog ID</u>	<u>Sub-Org</u>	<u>Separation Date</u>	<u>Position Number</u>	<u>Position Title</u>	<u>Exempt (Y/N)</u>	<u>SR Level</u>	<u>BU Code</u>	<u>T/P</u>	<u>MOF</u>	<u>Budgeted FTE</u>	<u>Budgeted Salary</u>	<u>Actual FTE</u>	<u>Actual Salary</u>
TRN195	BB	7/1/2014	45300	Proc & Supply Splt III	N	SR20H	13	P	B	1.00	53,364	1.00	53,364
TRN195	BB	1/1/2014	29205	Procurement & Supply Spclt IV	N	SR22C	13	P	B	1.00	47,400	1.00	47,400
TRN195	BB	8/1/2014	49771	Property Manager IV	N	SR22L	13	P	B	1.00	67,512	1.00	67,512
TRN195	BB	7/31/2014	46552	Purchasing Tech I	N	SR11A	03	P	B	1.00	29,988	1.00	29,988
TRN195	BB	5/12/2014	05504	Purchasing Tech I	N	SR11I	03	P	B	1.00	39,480	1.00	39,480
TRN195	BB	9/3/2013	21774	Secretary I	N	SR12H	03	P	B	1.00	39,480	1.00	39,480
TRN195	BB	7/1/2013	18865	Visitor Inf Specialist IV	N	SR22G	BU23	P	B	1.00	53,352	1.00	53,352

Department of Transportation-Airports Division  
Positions Filled from July 1, 2013 to November 30, 2014

Table 15

<u>Prog ID</u>	<u>Sub-Org</u>	<u>Effective Date Position Filled</u>	<u>Position Number</u>	<u>Position Title</u>	<u>Exempt (Y/N)</u>	<u>SR Level</u>	<u>BU Code</u>	<u>T/P</u>	<u>MOF</u>	<u>Budgeted FTE</u>	<u>Budgeted Salary</u>	<u>Actual FTE</u>	<u>Actual Salary</u>	<u>Occupied by 89 Day Hire (Y/N)</u>
TRN102	BC	10/1/2013	7958	ADM III	N	EM07	35	P	B	1.00	94,464	1.00	94,464	N
TRN102	BC	11/16/2014	23426	AIO II	N	SR10B	03	P	B	1.00	29,998	1.00	29,998	N
TRN102	BC	8/1/2014	7615	Airport Baggage Attend	N	SR10G	3	P	B	1.00	36,468	1.00	36,468	N
TRN102	BC	7/16/2014	28613	Airport Baggage Attend	N	SR10B	03	P	B	1.00	29,988	1.00	29,988	N
TRN102	BC	8/1/2014	25342	Airport Fire Cmdr(HIA)	N	EM04	34	P	B	1.00	102,528	1.00	102,528	N
TRN102	BC	7/1/2013	25377	Airport Fire Recruit	N	SR15E	11	P	B	1.00	44,676	1.00	44,676	N
TRN102	BC	10/16/2013	22766	Airport Info Operator I	N	SR08L	03	P	B	1.00	39,480	1.00	39,480	N
TRN102	BC	6/2/2014	23426	Airport Info Operator II	N	SR10B	03	P	B	1.00	28,836	1.00	28,836	N
TRN102	BC	8/19/2013	7916	Airport Information Ope	N	SR08A	03	P	B	1.00	25,668	1.00	25,668	N
TRN102	BC	7/17/2014	6917	Airport Operations Cont	N	SR14A	03	P	B	1.00	33,720	1.00	33,720	N
TRN102	BC	10/1/2013	119119	Airport Operations Cont	N	SR14C	03	P	B	1.00	35,064	1.00	35,064	N
TRN102	BC	4/1/2014	119117	Airport Operations Cont	N	SR16E	03	P	B	1.00	41,040	1.00	41,040	N
TRN102	BC	3/7/2014	11865	Airport Operations Cont	N	SR16C	03	P	B	1.00	37,968	1.00	37,968	N
TRN102	BC	11/10/2014	9670	AOC III	N	SR16B	03	P	B	1.00	37,980	1.00	37,980	N
TRN102	BC	11/10/2014	9668	AOC III	N	SR16C	03	P	B	1.00	39,492	1.00	39,492	N
TRN102	BC	10/1/2014	29189	BMW II	N	WS09A	01	P	B	1.00	50,160	1.00	50,160	N
TRN102	BC	6/1/2014	41725	Carpet Cleaner I	N	BC04A	01	P	B	1.00	36,972	1.00	36,972	N
TRN102	BC	1/6/2014	41726	Carpet Cleaner I	N	BC04A	01	P	B	1.00	36,252	1.00	36,252	N
TRN102	BC	9/9/2013	37921	Carpet Cleaner I	N	BC04A	01	P	B	1.00	35,544	1.00	35,544	N
TRN102	BC	12/2/2013	46675	Carpet Cleaner II	N	WS04A	01	P	B	1.00	38,808	1.00	38,808	N
TRN102	BC	8/2/2013	5493	Electrician I	N	BC10A	01	P	B	1.00	46,236	1.00	46,236	N
TRN102	BC	11/3/2014	6161	General Laborer I	N	BC02A	01	P	B	1.00	35,256	1.00	35,256	N
TRN102	BC	5/5/2014	31029	General Laborer I	N	BC02A	01	P	B	1.00	34,560	1.00	34,560	N
TRN102	BC	1/16/2014	41701	General Laborer I	N	BC02A	01	P	B	1.00	33,888	1.00	33,888	N
TRN102	BC	7/1/2014	40651	General Laborer II	N	BC03A	01	P	B	1.00	35,544	1.00	35,544	N
TRN102	BC	7/16/2014	40652	General Laborer II	N	BC03A	01	p	B	1.00	35,544	1.00	35,544	N
TRN102	BC	5/2/2014	33274	Groundskeeper I	N	BC02A	01	P	B	1.00	34,560	1.00	34,560	N
TRN102	BC	2/3/2014	46828	GroundsKeeper I	N	BC02A	01	P	B	1.00	33,888	1.00	33,888	N
TRN102	BC	9/16/2013	17850	Groundskeeper I	N	BC02A	01	P	B	1.00	33,228	1.00	33,228	N
TRN102	BC	7/1/2014	46833	Groundskeeper II	N	WS02A	01	P	B	1.00	36,972	1.00	36,972	N
TRN102	BC	6/16/2014	15041	Groundskpr I	N	BC02A	01	P	B	1.00	34,560	1.00	34,560	N
TRN102	BC	6/16/2014	15037	Groundskpr II	N	WS02A	01	P	B	1.00	36,972	1.00	36,972	N
TRN102	BC	11/3/2014	121232	Janitor II	N	BC02A	01	P	B	1.00	35,256	1.00	35,256	N
TRN102	BC	11/10/2014	121199	Janitor II	N	BC02A	01	P	B	1.00	35,256	1.00	35,256	N
TRN102	BC	11/3/2014	121214	Janitor II	N	BC02A	01	P	B	1.00	35,256	1.00	35,256	N
TRN102	BC	11/5/2014	121205	Janitor II	N	BC02A	01	P	B	1.00	35,256	1.00	35,256	N
TRN102	BC	11/5/2014	121206	Janitor II	N	BC02A	01	P	B	1.00	35,256	1.00	35,256	N
TRN102	BC	11/12/2014	121198	Janitor II	N	BC02A	01	P	B	1.00	35,256	1.00	35,256	N

Department of Transportation-Airports Division  
Positions Filled from July 1, 2013 to November 30, 2014

Table 15

<u>Prog ID</u>	<u>Sub-Org</u>	<u>Effective Date</u> <u>Position Filled</u>	<u>Position</u> <u>Number</u>	<u>Position Title</u>	<u>Exempt</u> <u>(Y/N)</u>	<u>SR Level</u>	<u>BU Code</u>	<u>T/P</u>	<u>MOF</u>	<u>Budgeted</u> <u>FTE</u>	<u>Budgeted</u> <u>Salary</u>	<u>Actual</u> <u>FTE</u>	<u>Actual</u> <u>Salary</u>	<u>Occupied</u> <u>by 89 Day</u> <u>Hire (Y/N)</u>
TRN102	BC	11/5/2014	121219	Janitor II	N	BC02A	01	P	B	1.00	35,256	1.00	35,256	N
TRN102	BC	11/17/2014	121207	Janitor II	N	BC02A	01	P	B	1.00	35,256	1.00	35,256	N
TRN102	BC	11/17/2014	121204	Janitor II	N	BC02A	01	P	B	1.00	35,256	1.00	35,256	N
TRN102	BC	11/21/2014	121215	Janitor II	N	BC02A	01	P	B	1.00	35,256	1.00	35,256	N
TRN102	BC	11/17/2014	121203	Janitor II	N	BC02A	01	P	B	1.00	35,256	1.00	35,256	N
TRN102	BC	10/1/2014	121210	Janitor II	N	BC02A	01	P	B	1.00	35,256	1.00	35,256	N
TRN102	BC	10/2/2014	121209	Janitor II	N	BC02A	01	P	B	1.00	35,256	1.00	35,256	N
TRN102	BC	10/20/2014	121211	Janitor II	N	BC02A	01	P	B	1.00	35,256	1.00	35,256	N
TRN102	BC	10/13/2014	121216	Janitor II	N	BC02A	01	P	B	1.00	35,256	1.00	35,256	N
TRN102	BC	10/27/2014	22603	Janitor II	N	BC02A	01	P	B	1.00	35,256	1.00	35,256	N
TRN102	BC	8/18/2014	22724	Janitor II	N	BC02A	1	P	B	1.00	34,560	1.00	34,560	N
TRN102	BC	8/23/2014	6697	Janitor II	N	BC02A	1	P	B	1.00	34,560	1.00	34,560	N
TRN102	BC	7/16/2014	13257	Janitor II	N	BC02A	01	P	B	1.00	34,560	1.00	34,560	N
TRN102	BC	6/1/2014	46702	Janitor II	N	BC02A	01	P	B	1.00	34,560	1.00	34,560	N
TRN102	BC	6/2/2014	13253	Janitor II	N	BC02A	01	P	B	1.00	34,560	1.00	34,560	N
TRN102	BC	6/2/2014	46692	Janitor II	N	BC02A	01	P	B	1.00	34,560	1.00	34,560	N
TRN102	BC	5/19/2014	37683	Janitor II	N	BC02A	01	P	B	1.00	34,560	1.00	34,560	N
TRN102	BC	5/11/2014	24211	Janitor II	N	BC02A	01	P	B	1.00	34,560	1.00	34,560	N
TRN102	BC	4/21/2014	13256	Janitor II	N	BC02A	01	P	B	1.00	34,560	1.00	34,560	N
TRN102	BC	4/14/2014	22708	Janitor II	N	BC02A	01	P	B	1.00	34,560	1.00	34,560	N
TRN102	BC	4/16/2014	22613	Janitor II	N	BC02A	01	P	B	1.00	34,560	1.00	34,540	N
TRN102	BC	3/17/2014	5491	Janitor II	N	BC02A	01	P	B	1.00	33,888	1.00	33,888	N
TRN102	BC	3/3/2014	22722	Janitor II	N	BC02A	01	P	B	1.00	33,888	1.00	33,888	N
TRN102	BC	3/3/2014	46690	Janitor II	N	BC02A	01	P	B	1.00	33,888	1.00	33,888	N
TRN102	BC	2/3/2014	22602	Janitor II	N	BC02A	01	P	B	1.00	33,888	1.00	33,888	N
TRN102	BC	2/3/2014	21835	Janitor II	N	BC02A	01	P	B	1.00	33,888	1.00	33,888	N
TRN102	BC	2/10/2014	24214	Janitor II	N	BC02A	01	P	B	1.00	33,888	1.00	33,888	N
TRN102	BC	1/16/2014	19014	Janitor II	N	BC02A	01	P	B	1.00	33,888	1.00	33,888	N
TRN102	BC	9/3/2013	22627	Janitor II	N	BC02A	01	P	B	1.00	33,228	1.00	33,228	N
TRN102	BC	9/16/2013	22622	Janitor II	N	BC02A	01	P	B	1.00	33,228	1.00	33,228	N
TRN102	BC	8/2/2013	46681	Janitor II	N	BC02A	01	P	B	1.00	33,228	1.00	33,228	N
TRN102	BC	8/19/2013	6543	Janitor II	N	BC02A	01	P	B	1.00	33,228	1.00	33,228	N
TRN102	BC	8/1/2013	21839	Janitor II	N	BC02A	01	P	B	1.00	33,228	1.00	33,228	N
TRN102	BC	7/1/2013	37630	Janitor II	N	BC02A	01	P	B	1.00	33,228	1.00	33,228	N
TRN102	BC	7/22/2013	22618	Janitor II	N	BC02A	01	P	B	1.00	33,228	1.00	33,228	N
TRN102	BC	6/1/2014	28661	Janitor III	N	WS02A	01	P	B	1.00	36,972	1.00	36,972	N
TRN102	BC	6/2/2014	12659	Nursery Worker II	N	WS05A	01	P	B	1.00	41,172	1.00	41,172	N
TRN102	BC	10/13/2014	38267	Office Assistant III	N	SR08A	03	P	B	1.00	26,700	1.00	26,700	N



Department of Transportation-Airports Division  
Positions Filled from July 1, 2013 to November 30, 2014

Table 15

<u>Prog ID</u>	<u>Sub-Org</u>	<u>Effective Date</u> <u>Position Filled</u>	<u>Position</u> <u>Number</u>	<u>Position Title</u>	<u>Exempt</u> <u>(Y/N)</u>	<u>SR Level</u>	<u>BU Code</u>	<u>T/P</u>	<u>MOF</u>	<u>Budgeted</u> <u>FTE</u>	<u>Budgeted</u> <u>Salary</u>	<u>Actual</u> <u>FTE</u>	<u>Actual</u> <u>Salary</u>	<u>Occupied</u> <u>by 89 Day</u> <u>Hire (Y/N)</u>
TRN102	BC	11/24/2014	45239	Office Asst III	N	SR08A	03	P	B	1.00	26,700	1.00	26,700	N
TRN102	BC	6/9/2014	119473	Office Asst IV	N	SR10I	03	P	B	1.00	37,968	1.00	37,968	N
TRN102	BC	8/1/2014	11045	Painter I	N	BC09A	1	P	B	1.00	46,344	1.00	46,344	N
TRN102	BC	7/1/2014	30318	Personnel Clerk III	N	SR09D	63	P	B	1.00	31,236	1.00	31,236	N
TRN102	BC	10/1/2013	25571	Plumber I	N	BC10A	01	P	B	1.00	47,160	1.00	47,160	N
TRN102	BC	11/17/2014	15044	Power Mower Oper I	N	BC03A	01	P	B	1.00	36,252	1.00	36,252	N
TRN102	BC	10/1/2013	36714	Secretary II	N	SR14G	03	P	B	1.00	41,040	1.00	41,040	N
TRN102	BC	11/17/2014	18894	VIPA II	N	SR10A	03	P	B	1.00	28,872	1.00	28,872	N
TRN102	BC	11/17/2014	49783	VIPA II	N	SR10A	03	P	B	1.00	28,872	1.00	28,872	N
TRN102	BC	9/9/2013	18894	VIPA II	N	SR10A	03	P	B	1.00	27,756	1.00	27,756	N
TRN102	BC	2/3/2014	18870	Visitor Info Prgm Asst III	N	SR12I	04	P	B	1.00	41,040	1.00	41,040	N
TRN102	BC	2/3/2014	30319	Visitor Info Prgm Asst III	N	SR12B	04	P	B	1.00	31,212	1.00	31,212	N
TRN104	BC	6/2/2014	52882	Air O&M Wkr I	N	BC07A	01	P	B	1.00	41,592	1.00	41,592	N
TRN111	BD	7/1/2014	25422	AF Captain	N	SR25L2	21	P	B	1.00	85,356	1.00	85,356	N
TRN111	BD	8/5/2014	29253	Airport Fire Lieutenant	N	SR23L1	11	P	B	1.00	75,876	1.00	75,876	N
TRN111	BD	7/1/2013	25426	Airport Fire Recruit	N	SR15E	11	P	B	1.00	44,676	1.00	44,676	N
TRN111	BD	7/1/2014	19404	General Laborer II	N	BC03A	01	P	B	1.00	35,544	1.00	35,544	N
TRN111	BD	9/16/2014	28422	Groundskeeper I	N	BC02A	01	P	B	1.00	34,560	1.00	34,560	N
TRN111	BD	10/6/2014	19405	Janitor II	N	BC02A	01	P	B	1.00	35,256	1.00	35,256	N
TRN111	BD	2/1/2014	9182	Janitor II	N	BC02A	01	P	B	1.00	33,888	1.00	33,888	N
TRN111	BD	10/1/2014	18912	VIPA II	N	SR10A	03	P	B	1.00	28,872	1.00	28,872	N
TRN111	BD	7/21/2014	18911	VIPA II	N	SR10A	03	P	B	1.00	28,872	1.00	28,872	N
TRN111	BD	10/1/2014	18909	VIPA III	N	SR12G	04	P	B	1.00	39,492	1.00	39,492	N
TRN114	BE	11/3/2014	29251	AFEO	N	SR21G	11	P	B	1.00	64,872	1.00	64,872	N
TRN114	BE	11/2/2014	25569	AFEO	N	SR21E	11	P	B	1.00	59,964	1.00	59,964	N
TRN114	BE	6/22/2014	48915	Airport Operations Cont	N	SR14E	03	P	B	1.00	37,968	1.00	37,968	N
TRN114	BE	10/1/2013	48913	Airport Operations Cont	N	SR14A	03	P	B	1.00	32,424	1.00	32,424	N
TRN114	BE	10/1/2014	52880	AOC UT SUPVR	N	SR18A	04	P	B	1.00	39,492	1.00	39,492	N
TRN114	BE	11/17/2014	18875	BSS II	N	SR18C	04	P	B	1.00	42,684	1.00	42,684	N
TRN114	BE	10/1/2014	35447	Crash/Fire Equip Mech	N	BC11A	01	P	B	1.00	50,856	1.00	50,856	N
TRN114	BE	2/3/2014	22411	General Laborer II	N	BC03A	01	P	B	1.00	34,848	1.00	34,848	N
TRN114	BE	6/23/2014	49754	Janitor II	N	BC02A	01	P	B	1.00	34,560	1.00	34,560	N
TRN114	BE	10/21/2013	26516	Janitor II	N	BC02A	01	P	B	1.00	33,888	1.00	33,888	N
TRN114	BE	9/16/2013	45411	Janitor II	N	BC02A	01	P	B	1.00	33,228	1.00	33,228	N
TRN114	BE	8/19/2013	49767	Janitor II	N	BC02A	01	P	B	1.00	33,228	1.00	33,228	N
TRN114	BE	8/25/2014	24804	Office Assistant III	N	SR08A	3	P	B	1.00	26,700	1.00	26,700	N
TRN131	BF	7/17/2013	25429	Airport Fire Equipment	N	SR21G	11	P	B	1.00	61,128	1.00	61,128	N
TRN131	BF	10/1/2014	29235	Airport Fire Commande	N	SR27L3	91	P	B	1.00	96,024	1.00	96,024	N

Department of Transportation-Airports Division  
Positions Filled from July 1, 2013 to November 30, 2014

Table 15

<u>Prog ID</u>	<u>Sub-Org</u>	<u>Effective Date</u> <u>Position Filled</u>	<u>Position</u> <u>Number</u>	<u>Position Title</u>	<u>Exempt</u> <u>(Y/N)</u>	<u>SR Level</u>	<u>BU Code</u>	<u>T/P</u>	<u>MOF</u>	<u>Budgeted</u> <u>FTE</u>	<u>Budgeted</u> <u>Salary</u>	<u>Actual</u> <u>FTE</u>	<u>Actual</u> <u>Salary</u>	<u>Occupied</u> <u>by 89 Day</u> <u>Hire (Y/N)</u>
TRN131	BF	7/1/2013	27718	Airport Fire Recruit	N	SR15E	11	P	B	1.00	44,676	1.00	44,676	N
TRN131	BF	8/16/2014	31461	Building Maintenance H	N	BC05A	1	P	B	1.00	38,460	1.00	38,460	N
TRN131	BF	10/1/2014	43611	Building Maintenance W	N	WS09A	01	P	B	1.00	50,160	1.00	50,160	N
TRN131	BF	9/2/2014	43618	Contr & Mntce Supt V	N	SR24E	04	P	B	1.00	58,416	1.00	58,416	N
TRN131	BF	9/28/2014	41793	Janitor II	N	BC02A	01	P	B	1.00	34,560	1.00	34,560	N
TRN131	BF	9/2/2013	41834	Janitor II	N	BC02A	01	P	B	1.00	33,228	1.00	33,228	N
TRN131	BF	9/10/2013	120837	Janitor II	N	BC02A	01	P	B	1.00	33,228	1.00	33,228	N
TRN131	BF	9/5/2013	120840	Janitor II	N	BC02A	01	P	B	1.00	33,228	1.00	33,228	N
TRN131	BF	8/12/2013	120841	Janitor II	N	BC02A	01	P	B	1.00	33,228	1.00	33,228	N
TRN131	BF	7/23/2013	29073	Janitor II	N	BC02A	01	P	B	1.00	33,228	1.00	33,228	N
TRN131	BF	7/28/2013	120836	Janitor II	N	BC02A	01	P	B	1.00	33,228	1.00	33,228	N
TRN131	BF	7/21/2013	120389	Janitor II	N	BC02A	01	P	B	1.00	33,228	1.00	33,228	N
TRN131	BF	7/25/2013	36499	Visitor Inf Prgm Asst I	N	SR08M	03	P	B	1.00	41,040	1.00	41,040	N
TRN131	BF	2/24/2014	36498	Visitor Info Prgm Asst I	N	SR08A	03	P	B	1.00	25,668	1.00	25,668	N
TRN135	BF	8/1/2014	45977	Airport Optns & Mtnce	N	F107A	2	P	B	1.00	46,920	1.00	46,920	N
TRN135	BF	2/2/2014	118975	AOMW I	N	BC07A	01	P	B	1.00	40,776	1.00	40,776	N
TRN135	BF	9/3/2013	120838	Janitor II	N	BC02A	01	P	B	1.00	33,228	1.00	33,228	N
TRN161	BG	7/11/2014	23489	Asst Arprt Superintende	N	SR24C	93	P	B	1.00	53,364	1.00	53,364	N
TRN161	BG	4/1/2014	46410	Bldg Mtnce Supvr I	N	F109L1	02	p	B	1.00	51,516	1.00	51,516	N
TRN161	BG	7/28/2014	9033	Bldg Mtnce Wkr II	N	WS09A	01	P	B	1.00	49,176	1.00	49,176	N
TRN161	BG	5/12/2014	7885	Bus Services Spvr I	N	SR16A	03	P	B	1.00	35,064	1.00	35,064	N
TRN161	BG	1/6/2014	46090	Equip Op I	N	BC04A	01	P	B	1.00	36,252	1.00	36,252	N
TRN161	BG	9/2/2014	36412	Groundskeeper I	N	BC02A	01	P	B	1.00	34,560	1.00	34,560	N
TRN161	BG	11/18/2013	44548	Groundskeeper I	N	BC02A	01	P	B	1.00	33,888	1.00	33,888	N
TRN161	BG	09/03/013	32924	Groundskeeper I	N	BC02A	01	P	B	1.00	33,228	1.00	33,228	N
TRN161	BG	1/6/2014	52881	GroundsKeeper II	N	WS02A	01	P	B	1.00	36,252	1.00	36,252	N
TRN161	BG	6/9/2014	36410	Groundskpr I	N	BC02A	01	P	B	1.00	34,560	1.00	34,560	N
TRN161	BG	11/3/2014	40472	Janitor II	N	BC02A	01	P	B	1.00	35,256	1.00	35,256	N
TRN161	BG	8/5/2014	48479	Janitor II	N	BC02A	1	P	B	1.00	34,560	1.00	34,560	N
TRN161	BG	8/4/2014	40473	Janitor II	N	BC02A	1	P	B	1.00	34,560	1.00	34,560	N
TRN161	BG	4/1/2014	41870	Janitor II	N	BC02A	01	P	B	1.00	34,560	1.00	34,560	N
TRN161	BG	1/6/2014	41868	Janitor II	N	BC02A	01	P	B	1.00	33,888	1.00	33,888	N
TRN161	BG	9/24/2014	36708	Janitor III	N	WS02A	01	P	B	1.00	36,972	1.00	36,972	N
TRN195	BB	9/2/2014	21807	Account Clerk III	N	SR11A	03	P	B	1.00	29,998	1.00	29,998	N
TRN195	BB	2/10/2014	31434	Bldg Const Inspector II	N	SR19A	03	P	B	1.00	39,480	1.00	39,480	N
TRN195	BB	9/8/2014	46089	Civil Rights Spclt III	N	SR20C	13	P	B	1.00	43,812	1.00	43,812	N
TRN195	BB	8/18/2014	52851	Contracts Assistant I	N	SR13A	3	P	B	1.00	32,460	1.00	32,460	N
TRN195	BB	11/1/2013	43205	Drafting Tech III	N	SR11A	03	P	B	1.00	28,836	1.00	28,836	N

Department of Transportation-Airports Division  
 Positions Filled from July 1, 2013 to November 30, 2014

Table 15

<u>Prog ID</u>	<u>Sub-Org</u>	<u>Effective Date Position Filled</u>	<u>Position Number</u>	<u>Position Title</u>	<u>Exempt (Y/N)</u>	<u>SR Level</u>	<u>BU Code</u>	<u>T/P</u>	<u>MOF</u>	<u>Budgeted FTE</u>	<u>Budgeted Salary</u>	<u>Actual FTE</u>	<u>Actual Salary</u>	<u>Occupied by 89 Day Hire (Y/N)</u>
TRN195	BB	2/5/2014	111675	Engineer III	N	SR22C	13	P	B	1.00	47,400	1.00	47,400	N
TRN195	BB	3/24/2014	16989	Engineer V	N	SR26C	13	P	C	1.00	57,720	1.00	57,720	N
TRN195	BB	7/16/2013	116949	Environmental Health S	N	SR24E	13	P	B	1.00	55,500	1.00	55,500	N
TRN195	BB	10/13/2014	44377	Office Assistant III	N	SR08A	03	P	B	1.00	26,700	1.00	26,700	N
TRN195	BB	7/7/2014	8872	Office Assistant IV	N	SR10D	63	P	B	1.00	32,460	1.00	32,460	N
TRN195	BB	1/21/2014	42930	Office Asst III	N	SR08A	03	P	B	1.00	25,668	1.00	25,668	N
TRN195	BB	10/3/2013	28705	Personnel Mngt Spclt III	N	SR20C	73	P	B	1.00	42,132	1.00	42,132	N
TRN195	BB	7/1/2014	29205	Procurement&Supply Sp	N	SR22H	13	P	B	1.00	57,720	1.00	57,720	N
TRN195	BB	7/22/2013	46552	Purchasing Technician I	N	SR11A	03	P	B	1.00	28,836	1.00	28,836	N
TRN195	BB	5/12/2014	21774	Secretary I	N	SR12I	03	P	B	1.00	41,040	1.00	41,040	N
TRN195	BB	9/3/2013	119103	Secretary I	N	SR12H	03	P	B	1.00	39,480	1.00	39,480	N
TRN195	BB	4/7/2014	18865	Visitor Info Specialist IV	N	SR22C	23	P	B	1.00	47,400	1.00	47,400	N

Department of Transportation-Airports Division  
 Unauthorized Positions as of November 30, 2014

Table 16

<u>Prog ID</u>	<u>Sub-Org</u>	<u>Date Established</u>	<u>Legal Authority</u>	<u>Position Number</u>	<u>Position Title</u>	<u>Exempt (Y/N)</u>	<u>SR Level</u>	<u>BU Code</u>	<u>T/P</u>	<u>MOF</u>	<u>FTE</u>	<u>Annual Salary</u>	<u>Filled (Y/N)</u>	<u>Occupied by 89 Day Hire (Y/N)</u>
					NONE.									

Department of Transportation-Airports Division  
Overtime Expenditure Summary

Table 17

Prog ID	Sub-Org	Program Title	MOF	FY14 (actual)			FY15 (estimated)			FY16 (budgeted)			FY17 (budgeted)		
				Base Salary \$\$\$\$	Overtime \$\$\$\$	Overtime Percent	Base Salary \$\$\$\$	Overtime \$\$\$\$	Overtime Percent	Base Salary \$\$\$\$	Overtime \$\$\$\$	Overtime Percent	Base Salary \$\$\$\$	Overtime \$\$\$\$	Overtime Percent
TRN 102	BC	Honolulu Int'l Airport	B	\$ 18,770,868	\$ 1,300,438	6.93%	\$ 24,333,749	\$ 1,380,000	5.7%	\$ 26,571,472	\$ 1,380,000	5.2%	\$ 26,571,472	\$ 1,380,000	5.2%
TRN 104	BC	General Aviation	B	\$ 1,742,035	\$ 215,089	12.3%	\$ 1,708,908	\$ 250,000	14.6%	\$ 1,853,940	\$ 250,000	13.5%	\$ 1,853,940	\$ 250,000	13.5%
TRN 111	BD	Hilo Int'l Airport	B	\$ 2,972,766	\$ 265,459	8.9%	\$ 3,547,360	\$ 310,000	8.7%	\$ 3,869,808	\$ 310,000	8.0%	\$ 3,869,808	\$ 310,000	8.0%
TRN 114	BE	Kona Int'l Airport	B	\$ 3,278,867	\$ 528,582	16.1%	\$ 3,811,368	\$ 320,520	8.4%	\$ 4,123,944	\$ 320,520	7.8%	\$ 4,123,944	\$ 320,520	7.8%
TRN 116	BE	Waimea-Kohala Airport	B	\$ 96,021	\$ 7,153	7.4%	\$ 281,784	\$ 12,621	4.5%	\$ 304,164	\$ 12,621	4.1%	\$ 304,164	\$ 12,621	4.1%
TRN 131	BF	Kahului Airport	B	\$ 5,357,689	\$ 390,025	7.3%	\$ 6,608,508	\$ 526,337	8.0%	\$ 7,239,612	\$ 526,337	7.3%	\$ 7,239,612	\$ 526,337	7.3%
TRN 133	BF	Hana Airport	B	\$ 223,245	\$ 19,275	8.6%	\$ 394,968	\$ 5,959	1.5%	\$ 422,568	\$ 5,959	1.4%	\$ 422,568	\$ 5,959	1.4%
TRN 135	BF	Kapalua Airport	B	\$ 420,643	\$ 39,740	9.4%	\$ 510,996	\$ 40,000	7.8%	\$ 555,120	\$ 40,000	7.2%	\$ 555,120	\$ 40,000	7.2%
TRN 141	BF	Molokai Airport	B	\$ 693,530	\$ 200,807	29.0%	\$ 649,512	\$ 170,768	26.3%	\$ 715,416	\$ 170,768	23.9%	\$ 715,416	\$ 170,768	23.9%
TRN 143	BF	Kalaupapa Airport	B	\$ 198,250	\$ 17,778	9.0%	\$ 442,224	\$ 5,876	1.3%	\$ 474,612	\$ 5,876	1.2%	\$ 474,612	\$ 5,876	1.2%
TRN 151	BF	Lanai Airport	B	\$ 511,836	\$ 136,603	26.7%	\$ 520,740	\$ 103,500	19.9%	\$ 571,752	\$ 103,500	18.1%	\$ 571,752	\$ 103,500	18.1%
TRN 161	BG	Lihue Airport	B	\$ 3,792,220	\$ 267,167	7.0%	\$ 4,306,300	\$ 270,119	6.3%	\$ 4,745,556	\$ 270,119	5.7%	\$ 4,745,556	\$ 270,119	5.7%
TRN 195	BB	Airport Administration	B	\$ 5,261,004	\$ 191,510	3.6%	\$ 6,073,710	\$ 110,395	1.8%	\$ 6,734,532	\$ 110,395	1.6%	\$ 6,734,532	\$ 110,395	1.6%

Overtime Position List

(Only for Positions the Sum of Overtime Paid and Value of Compensatory Time for which was at Least 10% of Base Pay)

Prog ID	Position No.	Bargaining Unit	Included in CB (Y/N)	Exempt (Y/N)	Temp or Perm (T/P)	MOF	Position Title	Salary Range Level	Base Annual Pay	Hours Exceeding Standard	FY 14						
											OT		Comp Time			Total OT/Comp	
											\$ Amount Paid	% of Base	Hours Earned	\$ Value of Hours Earned	% \$ Value of Base Salary	\$ Amount OT Paid + \$ Value Comp Hours Earned	% of Base
TRN 102	52877	02	Y	Y	P	B	MAINTENANCE & RE	F209	53,758	592.79	23,021	42.8%	-	-	0.0%	23,021	42.8%
TRN 102	21668	03	Y	Y	P	B	AIRPORT OPERATIO	SR14	35,255	603.22	14,685	41.7%	-	-	0.0%	14,685	41.7%
TRN 102	11867	03	Y	Y	P	B	AIRPORT OPERATIO	SR14	37,835	581.51	14,707	38.9%	-	-	0.0%	14,707	38.9%
TRN 102	119119	03	Y	Y	P	B	AIRPORT OPERATIO	SR14	36,959	548.52	13,872	37.5%	-	-	0.0%	13,872	37.5%
TRN 195	9731	93	Y	Y	P	B	PERSONNEL MGMT	SR26	41,607	360.59	15,610	37.5%	-	-	0.0%	15,610	37.5%
TRN 102	45235	01	Y	Y	P	B	BUILDING MAINTEN	WS09	48,060	460.92	16,344	34.0%	-	-	0.0%	16,344	34.0%
TRN 102	5493	01, 61	Y	Y	P	B	ELECTRICIAN I	BC10	53,919	447.01	18,245	33.8%	-	-	0.0%	18,245	33.8%
TRN 102	46816	01	Y	Y	P	B	GENERAL LABORER I	BC03	35,379	461.68	11,835	33.5%	-	-	0.0%	11,835	33.5%
TRN 102	5527	04	Y	Y	P	B	AIRPORT BAGGAGE	SR14	42,616	453.30	13,953	32.7%	-	-	0.0%	13,953	32.7%
TRN 161	38065	03	Y	Y	P	B	AIRPORT OPERATIO	SR12	37,908	453.21	12,407	32.7%	-	-	0.0%	12,407	32.7%
TRN 102	46828	01	Y	Y	P	B	GROUNDSKEEPER I	BC10	530	4.66	168	31.7%	-	-	0.0%	168	31.7%
TRN 102	11865	03	Y	Y	P	B	AIRPORT OPERATIO	SR16	38,261	441.18	12,077	31.6%	-	-	0.0%	12,077	31.6%
TRN 161	38063	03	Y	Y	P	B	AIRPORT OPERATIO	SR16	47,970	423.85	14,686	30.6%	109.00	2,518	5.2%	17,204	35.9%
TRN 102	48283	01	Y	Y	P	B	GENERAL LABORER I	BC03	34,890	411.34	10,545	30.2%	-	-	0.0%	10,545	30.2%
TRN 102	26786	01	Y	Y	P	B	ELECTRICIAN I	BC10	55,675	410.56	16,757	30.1%	-	-	0.0%	16,757	30.1%
TRN 102	6511	73	Y	Y	P	B	AIRPORT OPERATIO	SR26	62,194	406.73	18,309	29.4%	-	-	0.0%	18,309	29.4%
TRN 102	6761	02	Y	Y	P	B	AUTOMOTIVE MECH	F210	55,729	406.47	16,389	29.4%	-	-	0.0%	16,389	29.4%
TRN 102	6161	01, 61	Y	Y	P	B	GENERAL LABORER I	BC02	33,756	390.42	9,733	28.8%	193.50	3,216	9.5%	12,949	38.4%
TRN 102	11864	04	Y	Y	P	B	AIRPORT OPTNS CO	SR19	51,853	396.89	14,865	28.7%	-	-	0.0%	14,865	28.7%
TRN 102	46750	01	Y	Y	P	B	AUTOMOTIVE TECH	WS11	51,894	388.66	14,831	28.6%	-	-	0.0%	14,831	28.6%
TRN 102	45253	01	Y	Y	P	B	AUTOMOTIVE MECH	BC05	48,721	498.04	13,813	28.4%	-	-	0.0%	13,813	28.4%
TRN 102	22767	03	Y	Y	P	B	AIRPORT INFO OPER	SR08	57,667	388.03	16,158	28.0%	-	-	0.0%	16,158	28.0%
TRN 102	28612	03	Y	Y	P	B	AIRPORT OPERATIO	SR16	43,474	362.90	12,085	27.8%	-	-	0.0%	12,085	27.8%
TRN 161	38066	03	Y	Y	P	B	AIRPORT OPERATIO	SR14	37,908	384.24	10,519	27.7%	-	-	0.0%	10,519	27.7%
TRN 102	46745	01	Y	Y	P	B	ELECTRICIAN II	WS10	57,674	370.88	15,894	27.6%	-	-	0.0%	15,894	27.6%
TRN 102	45040	02	Y	Y	P	B	JANITOR SUPERVISO	F202	44,179	386.21	11,760	26.6%	-	-	0.0%	11,760	26.6%
TRN 102	22227	73	Y	Y	P	B	AIRPORT OPERATIO	SR26	59,838	367.75	15,914	26.6%	-	-	0.0%	15,914	26.6%
TRN 102	6865	03, 63	Y	Y	P	B	AIRPORT OPERATIO	SR14	26,410	296.67	6,938	26.3%	-	-	0.0%	6,938	26.3%
TRN 102	6496	93	Y	Y	P	B	AIRPORT OPERATIO	SR26	67,296	358.65	17,463	25.9%	-	-	0.0%	17,463	25.9%
TRN 102	46418	01	Y	Y	P	B	ELECTRICIAN I	BC10	55,132	350.02	14,286	25.9%	-	-	0.0%	14,286	25.9%
TRN 102	47112	02	Y	Y	P	B	ELECTRICIAN SUPER	F210	65,888	358.84	16,955	25.7%	-	-	0.0%	16,955	25.7%
TRN 195	7654	23	Y	Y	P	B	PROPERTY MANAGE	SR26	70,261	322.18	16,306	23.2%	12.00	405	0.6%	16,711	23.8%

Overtime Position List

(Only for Positions the Sum of Overtime Paid and Value of Compensatory Time for which was at Least 10% of Base Pay)

Prog ID	Position No.	Bargaining Unit	Included in CB (Y/N)	Exempt (Y/N)	Temp or Perm (T/P)	MOF	Position Title	Salary Range Level	Base Annual Pay	Hours Exceeding Standard	FY 14						
											OT		Comp Time			Total OT/Comp	
											\$ Amount Paid	% of Base	Hours Earned	\$ Value of Hours Earned	% \$ Value of Base Salary	\$ Amount OT Paid + \$ Value Comp Hours Earned	% of Base
TRN 102	41700	01	Y	Y	P	B	GENERAL LABORER I	BC02	34,042	312.62	7,794	22.9%	81.00	1,346	4.0%	9,140	26.8%
TRN 195	6515	04	Y	Y	P	B	ACCOUNT CLERK V	SR15	47,970	315.93	10,947	22.8%	-	-	0.0%	10,947	22.8%
TRN 102	42263	02	Y	Y	P	B	GENERAL LABOR SU	F103	39,445	316.66	8,987	22.8%	67.58	1,279	3.2%	10,265	26.0%
TRN 102	46805	04	Y	Y	P	B	VISITOR INF PRGM A	SR12	44,340	314.75	10,080	22.7%	12.00	256	0.6%	10,336	23.3%
TRN 102	5513	01	Y	Y	P	B	GENERAL LABORER I	BC03	35,077	309.31	7,929	22.6%	144.00	2,461	7.0%	10,390	29.6%
TRN 102	18868	04	Y	Y	P	B	VISITOR INF PRGM A	SR12	39,417	310.46	8,839	22.4%	-	-	0.0%	8,839	22.4%
TRN 102	5498	01	Y	Y	P	B	AUTOMOTIVE MECH	BC05	48,413	382.80	10,617	21.9%	-	-	0.0%	10,617	21.9%
TRN 102	112789	13	Y	Y	P	B	VISITOR INF SPECIAL	SR22	53,383	299.08	11,512	21.6%	159.77	4,100	7.7%	15,611	29.2%
TRN 102	119473	03	Y	Y	P	B	OFFICE ASSISTANT II	SR08	24,854	183.10	5,213	21.0%	-	-	0.0%	5,213	21.0%
TRN 102	25939	03	Y	Y	P	B	OFFICE ASSISTANT IV	SR10	37,908	286.23	7,836	20.7%	-	-	0.0%	7,836	20.7%
TRN 102	23429	03	Y	Y	P	B	AIRPORT INFO OPER	SR10	31,114	282.03	6,350	20.4%	-	-	0.0%	6,350	20.4%
TRN 102	46804	04	Y	Y	P	B	VISITOR INF PRGM A	SR12	44,340	276.72	8,862	20.0%	-	-	0.0%	8,862	20.0%
TRN 102	23427	03	Y	Y	P	B	AIRPORT INFO OPER	SR10	33,645	274.26	6,677	19.8%	-	-	0.0%	6,677	19.8%
TRN 102	18889	03	Y	Y	P	B	VISITOR INF PRGM A	SR10	33,666	272.14	6,625	19.7%	-	-	0.0%	6,625	19.7%
TRN 141	48281	01	Y	Y	P	B	JANITOR III	WS02	40,040	291.41	7,772	19.4%	-	-	0.0%	7,772	19.4%
TRN 102	10822	03	Y	Y	P	B	AIRPORT INFO OPER	SR08	26,614	262.29	5,052	19.0%	-	-	0.0%	5,052	19.0%
TRN 102	18882	03	Y	Y	P	B	VISITOR INF PRGM A	SR10	35,043	261.38	6,610	18.9%	10.50	177	0.5%	6,787	19.4%
TRN 102	6523	93	Y	Y	P	B	AIRPORT OPERATION	SR26	64,512	252.62	11,827	18.3%	-	-	0.0%	11,827	18.3%
TRN 102	18893	03	Y	Y	P	B	VISITOR INF PRGM A	SR10	28,828	253.18	5,264	18.3%	-	-	0.0%	5,264	18.3%
TRN 102	449787	03, 04	Y	Y	P	B	VISITOR INF PRGM A	SR12	6,247	42.98	1,132	18.1%	-	-	0.0%	1,132	18.1%
TRN 161	26438	01	Y	Y	P	B	JANITOR II	BC02	33,780	245.56	6,122	18.1%	-	-	0.0%	6,122	18.1%
TRN 141	41680	01	Y	Y	P	B	AIRPORT OPTNS & M	BC07	40,712	245.28	7,358	18.1%	-	-	0.0%	7,358	18.1%
TRN 102	41875	03	Y	Y	P	B	VISITOR INF PRGM A	SR10	29,936	246.62	5,342	17.8%	-	-	0.0%	5,342	17.8%
TRN 102	18867	04	Y	Y	P	B	VISITOR INF PRGM A	SR12	37,908	245.46	6,719	17.7%	-	-	0.0%	6,719	17.7%
TRN 102	18872	03	Y	Y	P	B	VISITOR INF PRGM A	SR10	39,429	244.05	6,948	17.6%	2.00	38	0.1%	6,986	17.7%
TRN 102	31029	01	Y	Y	P	B	GENERAL LABORER I	BC02	2,400	16.83	420	17.5%	-	-	0.0%	420	17.5%
TRN 102	11866	03	Y	Y	P	B	AIRPORT OPERATION	SR14	34,955	234.78	5,937	17.0%	-	-	0.0%	5,937	17.0%
TRN 102	49764	03	Y	Y	P	B	VISITOR INF PRGM A	SR10	31,114	233.07	5,247	16.9%	21.00	315	1.0%	5,563	17.9%
TRN 102	48285	01	Y	Y	P	B	GENERAL LABORER I	BC03	14,918	98.09	2,515	16.9%	24.00	410	2.7%	2,925	19.6%
TRN 102	41702	01	Y	Y	P	B	GENERAL LABORER I	BC02	33,474	225.19	5,614	16.8%	47.25	785	2.3%	6,399	19.1%
TRN 102	47014	01	Y	Y	P	B	MAINTENANCE MEC	BC09	45,363	226.99	7,586	16.7%	-	-	0.0%	7,586	16.7%
TRN 102	5512	01	Y	Y	P	B	ELECTRICIAN HELPER	BC05	42,593	252.83	7,012	16.5%	48.00	888	2.1%	7,900	18.5%

Overtime Position List

(Only for Positions the Sum of Overtime Paid and Value of Compensatory Time for which was at Least 10% of Base Pay)

Prog ID	Position No.	Bargaining Unit	Included in CB (Y/N)	Exempt (Y/N)	Temp or Perm (T/P)	MOF	Position Title	Salary Range Level	Base Annual Pay	Hours Exceeding Standard	FY 14						
											OT		Comp Time			Total OT/Comp	
											\$ Amount Paid	% of Base	Hours Earned	\$ Value of Hours Earned	% \$ Value of Base Salary	\$ Amount OT Paid + \$ Value Comp Hours Earned	% of Base
TRN 102	25572	01	Y	Y	P	B	ELECTRICIAN HELPER	BC05	27,478	162.73	4,513	16.4%	-	-	0.0%	4,513	16.4%
TRN 102	35191	01	Y	Y	P	B	TRACTOR OPERATOR	BC04	36,885	224.11	5,977	16.2%	36.00	640	1.7%	6,617	17.9%
TRN 131	47723	01	Y	Y	P	B	GENERAL LABORER I	WS03	38,338	225.26	6,180	16.1%	-	-	0.0%	6,180	16.1%
TRN 131	41401	02	Y	Y	P	B	GROUNDS & GEN SV	F205	47,097	222.68	7,576	16.1%	-	-	0.0%	7,576	16.1%
TRN 102	46843	01	Y	Y	P	B	GENERAL LABORER I	BC02	34,711	217.63	5,425	15.6%	-	-	0.0%	5,425	15.6%
TRN 102	15037	01	Y	Y	P	B	GROUNDSKEEPER II	WS02	34,912	203.58	5,429	15.6%	-	-	0.0%	5,429	15.6%
TRN 102	37683	01	Y	Y	P	B	JANITOR II	BC02	1,309	8.00	199	15.2%	-	-	0.0%	199	15.2%
TRN 102	8736	01	Y	Y	P	B	TRACTOR OPERATOR	BC04	36,922	210.05	5,602	15.2%	-	-	0.0%	5,602	15.2%
TRN 131	7799	01	Y	Y	P	B	EQUIPMENT OPERATOR	BC09	45,326	205.10	6,854	15.1%	-	-	0.0%	6,854	15.1%
TRN 161	38064	03	Y	Y	P	B	AIRPORT OPERATOR	SR12	18,827	131.27	2,843	15.1%	-	-	0.0%	2,843	15.1%
TRN 102	18874	03	Y	Y	P	B	VISITOR INF PRGM A	SR10	28,746	208.53	4,335	15.1%	-	-	0.0%	4,335	15.1%
TRN 102	29161	02	Y	Y	P	B	GEN CONSTR & MTN	F210	59,245	208.79	8,935	15.1%	-	-	0.0%	8,935	15.1%
TRN 195	21774	03	Y	Y	P	B	SECRETARY I	SR12	1,710	8.66	256	15.0%	-	-	0.0%	256	15.0%
TRN 131	32117	01	Y	Y	P	B	EQUIPMENT OPERATOR	BC06	40,089	207.74	5,989	14.9%	-	-	0.0%	5,989	14.9%
TRN 195	41472	13	Y	Y	P	B	ENGINEER III	SR22	62,367	205.93	9,273	14.9%	-	-	0.0%	9,273	14.9%
TRN 102	6517	73	Y	Y	P	B	AIRPORT OPERATOR	SR26	64,712	202.78	9,493	14.7%	48.00	1,498	2.3%	10,991	17.0%
TRN 195	49694	03	Y	Y	P	B	CONTRACTS ASSISTANT	SR13	44,340	202.00	6,469	14.6%	-	-	0.0%	6,469	14.6%
TRN 102	5517	01	Y	Y	P	B	GENERAL LABORER I	BC03	35,323	198.98	5,101	14.4%	57.00	974	2.8%	6,075	17.2%
TRN 131	6301	01	Y	Y	P	B	GENERAL LABORER I	BC03	35,885	201.65	5,169	14.4%	-	-	0.0%	5,169	14.4%
TRN 131	19557	01	Y	Y	P	B	GENERAL LABORER I	BC03	36,706	201.57	5,167	14.1%	-	-	0.0%	5,167	14.1%
TRN 111	6919	01	Y	Y	P	B	AUTOMOTIVE MECHANIC	BC10	48,692	193.32	6,707	13.8%	-	-	0.0%	6,707	13.8%
TRN 102	5499	01	Y	Y	P	B	EQUIPMENT OPERATOR	BC09	46,170	186.81	6,243	13.5%	-	-	0.0%	6,243	13.5%
TRN 195	6316	00, 35	Y	Y	P	B	FISCAL MANAGEMENT	EM05	76,830	172.00	10,366	13.5%	-	-	0.0%	10,366	13.5%
TRN 131	43640	03	Y	Y	P	B	AIRPORT OPERATOR	SR14	36,517	186.86	4,922	13.5%	-	-	0.0%	4,922	13.5%
TRN 131	43638	03	Y	Y	P	B	AIRPORT OPERATOR	SR14	48,629	183.16	6,347	13.1%	-	-	0.0%	6,347	13.1%
TRN 102	41701	01	Y	Y	P	B	GENERAL LABORER I	BC02	14,232	74.34	1,853	13.0%	120.00	1,994	14.0%	3,848	27.0%
TRN 195	8805	13	Y	Y	P	B	ENGINEER VI	SR28	91,432	178.67	11,774	12.9%	-	-	0.0%	11,774	12.9%
TRN 102	23426	03	Y	Y	P	B	AIRPORT INFO OPERATOR	SR10	26,614	164.65	3,423	12.9%	-	-	0.0%	3,423	12.9%
TRN 102	48601	01	Y	Y	P	B	BUILDING MAINTENANCE	BC09	45,862	174.70	5,839	12.7%	-	-	0.0%	5,839	12.7%
TRN 135	118975	01, 02	Y	Y	P	B	AIRPORT OPTNS & M	BC07	43,806	184.58	5,538	12.6%	10.50	210	0.5%	5,748	13.1%
TRN 114	29266	02	Y	Y	P	B	GEN CONSTR & MTN	F210	56,945	173.27	7,127	12.5%	-	-	0.0%	7,127	12.5%
TRN 116	10805	02	Y	Y	P	B	AIRPORT OPTNS & M	F107	45,849	172.67	5,727	12.5%	-	-	0.0%	5,727	12.5%



Overtime Position List

(Only for Positions the Sum of Overtime Paid and Value of Compensatory Time for which was at Least 10% of Base Pay)

Prog ID	Position No.	Bargaining Unit	Included in CB (Y/N)	Exempt (Y/N)	Temp or Perm (T/P)	MOF	Position Title	Salary Range Level	Base Annual Pay	Hours Exceeding Standard	FY 14						
											OT		Comp Time			Total OT/Comp	
											\$ Amount Paid	% of Base	Hours Earned	\$ Value of Hours Earned	% \$ Value of Base Salary	\$ Amount OT Paid + \$ Value Comp Hours Earned	% of Base
TRN 102	46844	01	Y	Y	P	B	GENERAL LABORER I	BC02	34,595	172.79	4,308	12.5%	-	-	0.0%	4,308	12.5%
TRN 102	9668	03	Y	Y	P	B	AIRPORT OPERATIO	SR16	8,363	38.00	1,040	12.4%	-	-	0.0%	1,040	12.4%
TRN 195	1277	13	Y	Y	P	B	ENGINEER V	SR26	81,418	171.66	10,083	12.4%	-	-	0.0%	10,083	12.4%
TRN 102	24211	01	Y	Y	P	B	JANITOR II	BC02	6,026	29.63	739	12.3%	-	-	0.0%	739	12.3%
TRN 102	33256	03	Y	Y	P	B	VISITOR INF PRGM A	SR10	31,114	169.20	3,809	12.2%	-	-	0.0%	3,809	12.2%
TRN 102	46752	01	Y	Y	P	B	GENERAL LABORER I	WS03	35,595	156.94	4,306	12.1%	258.75	4,733	13.3%	9,038	25.4%
TRN 195	52852	03	Y	Y	P	B	SECRETARY I	SR12	31,114	166.00	3,738	12.0%	-	-	0.0%	3,738	12.0%
TRN 161	8509	01	Y	Y	P	B	JANITOR II	BC02	33,764	162.40	4,049	12.0%	12.00	199	0.6%	4,248	12.6%
TRN 141	6549	01	Y	Y	P	B	AIRPORT OPTNS & M	BC07	40,644	161.71	4,851	11.9%	145.89	2,918	7.2%	7,769	19.1%
TRN 102	5502	01	Y	Y	P	B	EQUIPMENT OPERAT	BC09	45,288	159.28	5,323	11.8%	138.00	3,075	6.8%	8,398	18.5%
TRN 131	43615	02	Y	Y	P	B	GROUND S MAINTEN	F103	40,410	167.03	4,740	11.7%	-	-	0.0%	4,740	11.7%
TRN 102	18858	03	Y	Y	P	B	AIRPORT INFO OPER	SR08	1,315	8.00	154	11.7%	-	-	0.0%	154	11.7%
TRN 131	48839	03	Y	Y	P	B	AIRPORT OPERATIO	SR14	36,395	160.16	4,219	11.6%	-	-	0.0%	4,219	11.6%
TRN 102	23425	03	Y	Y	P	B	AIRPORT INFO OPER	SR08	31,179	173.10	3,599	11.5%	-	-	0.0%	3,599	11.5%
TRN 102	10824	03	Y	Y	P	B	AIRPORT INFO OPER	SR10	33,712	159.37	3,880	11.5%	-	-	0.0%	3,880	11.5%
TRN 131	43639	03	Y	Y	P	B	AIRPORT OPERATIO	SR14	36,395	156.92	4,133	11.4%	-	-	0.0%	4,133	11.4%
TRN 102	18870	03, 04	Y	Y	P	B	VISITOR INF PRGM A	SR12	39,060	148.78	4,403	11.3%	-	-	0.0%	4,403	11.3%
TRN 102	41703	01	Y	Y	P	B	GRUNDSKEEPER II	WS02	37,043	146.71	3,913	10.6%	-	-	0.0%	3,913	10.6%
TRN 102	30319	03, 04	Y	Y	P	B	VISITOR INF PRGM A	SR12	29,888	140.11	3,155	10.6%	36.00	540	1.8%	3,695	12.4%
TRN 102	48284	01	Y	Y	P	B	GENERAL LABORER I	BC03	40,866	168.10	4,309	10.5%	36.00	615	1.5%	4,924	12.0%
TRN 102	29190	01	Y	Y	P	B	BUILDING MAINTEN	WS09	48,140	141.25	5,009	10.4%	-	-	0.0%	5,009	10.4%
TRN 116	118825	01	Y	Y	P	B	AIRPORT OPTNS & M	BC07	41,756	139.70	4,191	10.0%	-	-	0.0%	4,191	10.0%
TRN 102	41876	03	Y	Y	P	B	VISITOR INF PRGM A	SR10	33,677	138.52	3,372	10.0%	4.00	65	0.2%	3,437	10.2%
TRN 161	40478	01	Y	Y	P	B	JANITOR II	BC02	32,082	128.22	3,197	10.0%	12.00	199	0.6%	3,396	10.6%
TRN 141	29232	21	Y	Y	P	B	AIRPORT FIRE LIEUT	SR23	71,741	1,328.36	74,103	103.3%	-	-	0.0%	74,103	103.3%
TRN 114	25570	11	Y	Y	P	B	AIRPORT FIRE EQUIP	SR21	63,294	1,284.50	61,251	96.8%	-	-	0.0%	61,251	96.8%
TRN 114	25569	11	Y	Y	P	B	AIRPORT FIRE EQUIP	SR21	28,017	581.16	25,612	91.4%	-	-	0.0%	25,612	91.4%
TRN 114	26480	11	Y	Y	P	B	AIRPORT FIRE EQUIP	SR21	57,301	875.07	38,565	67.3%	-	-	0.0%	38,565	67.3%
TRN 151	29233	11	Y	Y	P	B	AIRPORT FIRE EQUIP	SR21	63,781	851.98	42,250	66.2%	-	-	0.0%	42,250	66.2%
TRN 111	27798	11	Y	Y	P	B	AIRPORT FIREFIGHTE	SR17	55,700	830.95	32,569	58.5%	-	-	0.0%	32,569	58.5%
TRN 111	29252	21	Y	Y	P	B	AIRPORT FIRE CAPTA	SR25	74,618	699.09	40,561	54.4%	-	-	0.0%	40,561	54.4%
TRN 151	40462	11	Y	Y	P	B	AIRPORT FIRE EQUIP	SR21	64,979	711.67	35,292	54.3%	-	-	0.0%	35,292	54.3%

Overtime Position List

(Only for Positions the Sum of Overtime Paid and Value of Compensatory Time for which was at Least 10% of Base Pay)

Prog ID	Position No.	Bargaining Unit	Included in CB (Y/N)	Exempt (Y/N)	Temp or Perm (T/P)	MOF	Position Title	Salary Range Level	Base Annual Pay	Hours Exceeding Standard	FY 14						
											OT		Comp Time			Total OT/Comp	
											\$ Amount Paid	% of Base	Hours Earned	\$ Value of Hours Earned	% \$ Value of Base Salary	\$ Amount OT Paid + \$ Value Comp Hours Earned	% of Base
TRN 141	29224	11	Y	Y	P	B	AIRPORT FIRE EQUIP	SR21	63,896	688.61	34,148	53.4%	-	-	0.0%	34,148	53.4%
TRN 141	29225	11	Y	Y	P	B	AIRPORT FIRE EQUIP	SR21	63,781	681.35	33,788	53.0%	-	-	0.0%	33,788	53.0%
TRN 114	40698	11	Y	Y	P	B	AIRPORT FIRE EQUIP	SR21	64,094	665.09	32,982	51.5%	-	-	0.0%	32,982	51.5%
TRN 114	27855	11	Y	Y	P	B	AIRPORT FIRE EQUIP	SR21	75,021	647.32	37,558	50.1%	-	-	0.0%	37,558	50.1%
TRN 114	40697	11	Y	Y	P	B	AIRPORT FIRE EQUIP	SR21	64,952	592.29	29,371	45.2%	-	-	0.0%	29,371	45.2%
TRN 114	26491	11	Y	Y	P	B	AIRPORT FIRE LIEUT	SR23	69,089	579.24	31,071	45.0%	-	-	0.0%	31,071	45.0%
TRN 114	29293	11	Y	Y	P	B	AIRPORT FIRE LIEUT	SR23	69,290	567.49	30,440	43.9%	-	-	0.0%	30,440	43.9%
TRN 104	52902	91	Y	Y	P	B	AIRPORT FIRE COMM	SR26	98,640	598.62	42,266	42.8%	-	-	0.0%	42,266	42.8%
TRN 114	29296	21	Y	Y	P	B	AIRPORT FIRE CAPTA	SR25	83,926	536.40	35,008	41.7%	-	-	0.0%	35,008	41.7%
TRN 114	25568	11	Y	Y	P	B	AIRPORT FIRE EQUIP	SR21	61,697	518.05	24,703	40.0%	-	-	0.0%	24,703	40.0%
TRN 102	25343	91	Y	Y	P	B	AIRPORT FIRE COMM	SR26	87,286	483.42	32,819	37.6%	-	-	0.0%	32,819	37.6%
TRN 114	29294	21	Y	Y	P	B	AIRPORT FIRE CAPTA	SR25	75,254	468.74	27,196	36.1%	-	-	0.0%	27,196	36.1%
TRN 131	26497	11	Y	Y	P	B	AIRPORT FIRE EQUIP	SR21	64,379	463.64	22,992	35.7%	-	-	0.0%	22,992	35.7%
TRN 114	29295	11	Y	Y	P	B	AIRPORT FIRE CAPTA	SR25	74,618	408.16	23,682	31.7%	-	-	0.0%	23,682	31.7%
TRN 131	27716	11	Y	Y	P	B	AIRPORT FIREFIGHTER	SR17	17,800	143.63	5,414	30.4%	-	-	0.0%	5,414	30.4%
TRN 111	29255	21	Y	Y	P	B	AIRPORT FIRE CAPTA	SR25	74,618	386.24	22,410	30.0%	-	-	0.0%	22,410	30.0%
TRN 151	45243	21	Y	Y	P	B	AIRPORT FIRE CAPTA	SR25	77,593	368.55	22,240	28.7%	-	-	0.0%	22,240	28.7%
TRN 141	47855	21	Y	Y	P	B	AIRPORT FIRE CAPTA	SR25	75,192	335.20	21,032	28.0%	-	-	0.0%	21,032	28.0%
TRN 102	25345	91	Y	Y	P	B	AIRPORT FIRE COMM	SR26	77,593	346.60	20,915	27.0%	-	-	0.0%	20,915	27.0%
TRN 131	26498	11	Y	Y	P	B	AIRPORT FIREFIGHTER	SR17	51,495	382.70	13,875	26.9%	-	-	0.0%	13,875	26.9%
TRN 111	27232	11	Y	Y	P	B	AIRPORT FIREFIGHTER	SR17	53,829	361.08	14,153	26.3%	-	-	0.0%	14,153	26.3%
TRN 111	29256	11	Y	Y	P	B	AIRPORT FIRE LIEUT	SR23	76,839	359.41	20,050	26.1%	-	-	0.0%	20,050	26.1%
TRN 111	26485	11	Y	Y	P	B	AIRPORT FIRE EQUIP	SR21	65,388	343.35	17,027	26.0%	-	-	0.0%	17,027	26.0%
TRN 131	27710	11	Y	Y	P	B	AIRPORT FIRE EQUIP	SR21	64,310	334.11	16,569	25.8%	-	-	0.0%	16,569	25.8%
TRN 151	47853	11	Y	Y	P	B	AIRPORT FIREFIGHTER	SR17	49,294	346.46	12,561	25.5%	-	-	0.0%	12,561	25.5%
TRN 131	25430	11	Y	Y	P	B	AIRPORT FIRE EQUIP	SR21	61,788	329.76	15,724	25.4%	-	-	0.0%	15,724	25.4%
TRN 102	26478	11	Y	Y	P	B	AIRPORT FIRE EQUIP	SR21	65,281	334.93	16,609	25.4%	-	-	0.0%	16,609	25.4%
TRN 131	29227	21	Y	Y	P	B	AIRPORT FIRE CAPTA	SR25	83,781	323.08	21,086	25.2%	-	-	0.0%	21,086	25.2%
TRN 143	118895	11	Y	Y	P	B	AIRPORT FIREFIGHTER	SR17	49,681	344.39	12,486	25.1%	-	-	0.0%	12,486	25.1%
TRN 102	25344	91	Y	Y	P	B	AIRPORT FIRE COMM	SR26	91,730	325.04	22,067	24.1%	-	-	0.0%	22,067	24.1%
TRN 131	25428	11	Y	Y	P	B	AIRPORT FIREFIGHTER	SR17	53,515	351.73	12,752	23.8%	-	-	0.0%	12,752	23.8%
TRN 111	26495	11	Y	Y	P	B	AIRPORT FIREFIGHTER	SR17	47,645	311.91	11,308	23.7%	-	-	0.0%	11,308	23.7%

Overtime Position List

(Only for Positions the Sum of Overtime Paid and Value of Compensatory Time for which was at Least 10% of Base Pay)

Prog ID	Position No.	Bargaining Unit	Included in CB (Y/N)	Exempt (Y/N)	Temp or Perm (T/P)	MOF	Position Title	Salary Range Level	Base Annual Pay	Hours Exceeding Standard	FY 14						
											OT		Comp Time			Total OT/Comp	
											\$ Amount Paid	% of Base	Hours Earned	\$ Value of Hours Earned	% \$ Value of Base Salary	\$ Amount OT Paid + \$ Value Comp Hours Earned	% of Base
TRN 141	47851	11	Y	Y	P	B	AIRPORT FIREFIGHTER	SR17	49,138	320.82	11,631	23.7%	-	-	0.0%	11,631	23.7%
TRN 111	27230	11	Y	Y	P	B	AIRPORT FIREFIGHTER	SR17	54,740	317.80	12,957	23.7%	-	-	0.0%	12,957	23.7%
TRN 114	27856	11	Y	Y	P	B	AIRPORT FIRE EQUIP	SR21	61,378	295.20	14,077	22.9%	-	-	0.0%	14,077	22.9%
TRN 111	26482	11	Y	Y	P	B	AIRPORT FIRE EQUIP	SR21	68,832	305.69	15,773	22.9%	-	-	0.0%	15,773	22.9%
TRN 141	47852	11	Y	Y	P	B	AIRPORT FIREFIGHTER	SR17	49,193	309.10	11,206	22.8%	-	-	0.0%	11,206	22.8%
TRN 111	27795	11	Y	Y	P	B	AIRPORT FIREFIGHTER	SR17	48,406	303.13	10,990	22.7%	-	-	0.0%	10,990	22.7%
TRN 131	29229	21	Y	Y	P	B	AIRPORT FIRE CAPTAIN	SR25	80,725	286.75	17,992	22.3%	-	-	0.0%	17,992	22.3%
TRN 131	27708	11	Y	Y	P	B	AIRPORT FIRE EQUIP	SR21	61,387	279.17	13,312	21.7%	-	-	0.0%	13,312	21.7%
TRN 102	28548	11	Y	Y	P	B	AIRPORT FIRE EQUIP	SR21	57,263	252.54	11,584	20.2%	-	-	0.0%	11,584	20.2%
TRN 131	29230	11	Y	Y	P	B	AIRPORT FIRE LIEUTENANT	SR23	69,817	262.89	14,102	20.2%	-	-	0.0%	14,102	20.2%
TRN 102	25349	11	Y	Y	P	B	AIRPORT FIRE EQUIP	SR21	62,923	248.79	12,338	19.6%	-	-	0.0%	12,338	19.6%
TRN 102	25363	11	Y	Y	P	B	AIRPORT FIREFIGHTER	SR17	55,822	254.31	10,780	19.3%	-	-	0.0%	10,780	19.3%
TRN 161	29246	11	Y	Y	P	B	AIRPORT FIRE LIEUTENANT	SR23	61,981	239.49	11,877	19.2%	-	-	0.0%	11,877	19.2%
TRN 104	52904	21	Y	Y	P	B	AIRPORT FIRE CAPTAIN	SR25	83,926	237.05	15,471	18.4%	-	-	0.0%	15,471	18.4%
TRN 161	27669	11	Y	Y	P	B	AIRPORT FIREFIGHTER	SR17	47,614	238.38	8,642	18.2%	-	-	0.0%	8,642	18.2%
TRN 161	29243	11	Y	Y	P	B	AIRPORT FIRE LIEUTENANT	SR23	71,045	238.11	12,772	18.0%	-	-	0.0%	12,772	18.0%
TRN 135	45608	11	Y	Y	P	B	AIRPORT FIRE EQUIP	SR21	59,107	225.56	10,346	17.5%	-	-	0.0%	10,346	17.5%
TRN 102	25353	11	Y	Y	P	B	AIRPORT FIRE EQUIP	SR21	62,074	225.99	10,776	17.4%	-	-	0.0%	10,776	17.4%
TRN 161	25433	11	Y	Y	P	B	AIRPORT FIREFIGHTER	SR17	50,465	230.06	8,672	17.2%	-	-	0.0%	8,672	17.2%
TRN 131	29231	11	Y	Y	P	B	AIRPORT FIRE CAPTAIN	SR25	71,869	211.99	12,300	17.1%	-	-	0.0%	12,300	17.1%
TRN 131	29226	11	Y	Y	P	B	AIRPORT FIRE LIEUTENANT	SR23	80,998	219.72	13,786	17.0%	-	-	0.0%	13,786	17.0%
TRN 135	118892	11	Y	Y	P	B	AIRPORT FIREFIGHTER	SR17	53,546	237.51	8,953	16.7%	-	-	0.0%	8,953	16.7%
TRN 102	25366	11	Y	Y	P	B	AIRPORT FIRE EQUIP	SR21	64,699	216.67	10,745	16.6%	-	-	0.0%	10,745	16.6%
TRN 102	25365	11	Y	Y	P	B	AIRPORT FIREFIGHTER	SR17	41,263	181.68	6,848	16.6%	-	-	0.0%	6,848	16.6%
TRN 104	52903	21	Y	Y	P	B	AIRPORT FIRE CAPTAIN	SR25	74,618	211.42	12,267	16.4%	-	-	0.0%	12,267	16.4%
TRN 104	52891	11	Y	Y	P	B	AIRPORT FIRE LIEUTENANT	SR23	69,199	211.29	11,334	16.4%	-	-	0.0%	11,334	16.4%
TRN 111	26493	11	Y	Y	P	B	AIRPORT FIREFIGHTER	SR17	53,710	223.78	8,771	16.3%	-	-	0.0%	8,771	16.3%
TRN 131	27713	11	Y	Y	P	B	AIRPORT FIREFIGHTER	SR17	52,810	227.58	8,579	16.2%	-	-	0.0%	8,579	16.2%
TRN 111	26486	11	Y	Y	P	B	AIRPORT FIRE EQUIP	SR21	74,613	216.32	12,068	16.2%	-	-	0.0%	12,068	16.2%
TRN 111	26483	11	Y	Y	P	B	AIRPORT FIREFIGHTER	SR17	63,301	221.69	10,169	16.1%	-	-	0.0%	10,169	16.1%
TRN 102	25373	11	Y	Y	P	B	AIRPORT FIRE EQUIP	SR21	64,236	206.88	10,259	16.0%	-	-	0.0%	10,259	16.0%
TRN 102	25367	11	Y	Y	P	B	AIRPORT FIREFIGHTER	SR17	52,318	220.57	8,315	15.9%	-	-	0.0%	8,315	15.9%

Overtime Position List

(Only for Positions the Sum of Overtime Paid and Value of Compensatory Time for which was at Least 10% of Base Pay)

Prog ID	Position No.	Bargaining Unit	Included in CB (Y/N)	Exempt (Y/N)	Temp or Perm (T/P)	MOF	Position Title	Salary Range Level	Base Annual Pay	Hours Exceeding Standard	FY 14						
											OT		Comp Time			Total OT/Comp	
											\$ Amount Paid	% of Base	Hours Earned	\$ Value of Hours Earned	% \$ Value of Base Salary	\$ Amount OT Paid + \$ Value Comp Hours Earned	% of Base
TRN 102	26479	11	Y	Y	P	B	AIRPORT FIRE EQUIP	SR21	61,840	197.19	9,779	15.8%	-	-	0.0%	9,779	15.8%
TRN 102	27659	11	Y	Y	P	B	AIRPORT FIRE EQUIP	SR21	61,837	195.95	9,717	15.7%	-	-	0.0%	9,717	15.7%
TRN 104	52905	21	Y	Y	P	B	AIRPORT FIRE CAPTA	SR25	80,710	201.67	12,654	15.7%	-	-	0.0%	12,654	15.7%
TRN 102	25372	11	Y	Y	P	B	AIRPORT FIREFIGHTER	SR17	52,417	217.88	8,213	15.7%	-	-	0.0%	8,213	15.7%
TRN 102	27858	11	Y	Y	P	B	AIRPORT FIRE EQUIP	SR21	65,014	204.67	10,149	15.6%	-	-	0.0%	10,149	15.6%
TRN 102	25376	11	Y	Y	P	B	AIRPORT FIREFIGHTER	SR17	51,088	209.41	7,894	15.5%	-	-	0.0%	7,894	15.5%
TRN 102	25351	11	Y	Y	P	B	AIRPORT FIRE EQUIP	SR21	69,984	201.27	10,796	15.4%	-	-	0.0%	10,796	15.4%
TRN 102	27860	11	Y	Y	P	B	AIRPORT FIRE EQUIP	SR21	59,287	191.68	9,140	15.4%	-	-	0.0%	9,140	15.4%
TRN 104	52897	11	Y	Y	P	B	AIRPORT FIREFIGHTER	SR17	51,953	212.33	8,004	15.4%	-	-	0.0%	8,004	15.4%
TRN 161	29247	21	Y	Y	P	B	AIRPORT FIRE CAPTA	SR25	66,453	189.43	10,161	15.3%	-	-	0.0%	10,161	15.3%
TRN 104	52901	11	Y	Y	P	B	AIRPORT FIREFIGHTER	SR17	57,439	204.72	8,678	15.1%	-	-	0.0%	8,678	15.1%
TRN 111	26484	11	Y	Y	P	B	AIRPORT FIRE EQUIP	SR21	76,491	198.29	11,505	15.0%	-	-	0.0%	11,505	15.0%
TRN 161	25436	11	Y	Y	P	B	AIRPORT FIRE EQUIP	SR21	64,774	196.43	9,741	15.0%	-	-	0.0%	9,741	15.0%
TRN 161	27670	11	Y	Y	P	B	AIRPORT FIREFIGHTER	SR17	50,419	195.99	7,388	14.7%	-	-	0.0%	7,388	14.7%
TRN 161	26496	11	Y	Y	P	B	AIRPORT FIREFIGHTER	SR17	47,580	190.97	6,924	14.6%	-	-	0.0%	6,924	14.6%
TRN 111	25424	11	Y	Y	P	B	AIRPORT FIRE EQUIP	SR21	66,378	193.67	9,604	14.5%	-	-	0.0%	9,604	14.5%
TRN 131	29228	11	Y	Y	P	B	AIRPORT FIRE LIEUTENANT	SR23	69,532	187.49	10,057	14.5%	-	-	0.0%	10,057	14.5%
TRN 102	28299	11	Y	Y	P	B	AIRPORT FIRE LIEUTENANT	SR23	67,240	181.08	9,713	14.4%	-	-	0.0%	9,713	14.4%
TRN 102	28296	11	Y	Y	P	B	AIRPORT FIRE LIEUTENANT	SR23	71,799	182.94	10,205	14.2%	-	-	0.0%	10,205	14.2%
TRN 131	27709	11	Y	Y	P	B	AIRPORT FIRE EQUIP	SR21	59,340	183.30	8,408	14.2%	-	-	0.0%	8,408	14.2%
TRN 102	27851	11	Y	Y	P	B	AIRPORT FIREFIGHTER	SR17	53,240	206.01	7,469	14.0%	-	-	0.0%	7,469	14.0%
TRN 104	52890	11	Y	Y	P	B	AIRPORT FIRE LIEUTENANT	SR23	66,481	179.35	9,254	13.9%	-	-	0.0%	9,254	13.9%
TRN 104	52911	11	Y	Y	P	B	AIRPORT FIRE EQUIP	SR21	61,864	173.65	8,611	13.9%	-	-	0.0%	8,611	13.9%
TRN 161	27663	11	Y	Y	P	B	AIRPORT FIRE EQUIP	SR21	75,337	180.15	10,452	13.9%	-	-	0.0%	10,452	13.9%
TRN 102	25374	11	Y	Y	P	B	AIRPORT FIRE EQUIP	SR21	62,405	180.31	8,598	13.8%	-	-	0.0%	8,598	13.8%
TRN 161	29244	11	Y	Y	P	B	AIRPORT FIRE LIEUTENANT	SR23	81,718	178.34	11,190	13.7%	-	-	0.0%	11,190	13.7%
TRN 131	27714	11	Y	Y	P	B	AIRPORT FIREFIGHTER	SR17	49,725	187.73	6,806	13.7%	-	-	0.0%	6,806	13.7%
TRN 102	25375	11	Y	Y	P	B	AIRPORT FIREFIGHTER	SR17	47,425	178.53	6,473	13.6%	-	-	0.0%	6,473	13.6%
TRN 102	28304	11	Y	Y	P	B	AIRPORT FIRE LIEUTENANT	SR23	77,673	174.80	10,548	13.6%	-	-	0.0%	10,548	13.6%
TRN 114	27854	11	Y	Y	P	B	AIRPORT FIREFIGHTER	SR17	48,571	181.91	6,595	13.6%	-	-	0.0%	6,595	13.6%
TRN 114	26488	11	Y	Y	P	B	AIRPORT FIREFIGHTER	SR17	47,725	178.20	6,460	13.5%	-	-	0.0%	6,460	13.5%
TRN 102	28302	11	Y	Y	P	B	AIRPORT FIRE LIEUTENANT	SR23	69,158	174.06	9,337	13.5%	-	-	0.0%	9,337	13.5%

Overtime Position List

(Only for Positions the Sum of Overtime Paid and Value of Compensatory Time for which was at Least 10% of Base Pay)

Prog ID	Position No.	Bargaining Unit	Included in CB (Y/N)	Exempt (Y/N)	Temp or Perm (T/P)	MOF	Position Title	Salary Range Level	Base Annual Pay	Hours Exceeding Standard	FY 14						
											OT		Comp Time			Total OT/Comp	
											\$ Amount Paid	% of Base	Hours Earned	\$ Value of Hours Earned	% \$ Value of Base Salary	\$ Amount OT Paid + \$ Value Comp Hours Earned	% of Base
TRN 131	27707	11	Y	Y	P	B	AIRPORT FIRE EQUIP	SR21	69,713	174.49	9,360	13.4%	-	-	0.0%	9,360	13.4%
TRN 195	24883	34	Y	Y	P	B	AIRPORTS FIREFGHT	EM04	112,025	201.97	14,733	13.2%	-	-	0.0%	14,733	13.2%
TRN 161	27668	11	Y	Y	P	B	AIRPORT FIREFIGHTE	SR17	51,099	184.95	6,705	13.1%	-	-	0.0%	6,705	13.1%
TRN 161	27660	11	Y	Y	P	B	AIRPORT FIRE EQUIP	SR21	59,262	162.32	7,740	13.1%	-	-	0.0%	7,740	13.1%
TRN 133	118890	11	Y	Y	P	B	AIRPORT FIREFIGHTE	SR17	49,815	179.32	6,501	13.1%	-	-	0.0%	6,501	13.1%
TRN 131	27712	11	Y	Y	P	B	AIRPORT FIREFIGHTE	SR17	49,936	178.47	6,470	13.0%	-	-	0.0%	6,470	13.0%
TRN 104	52896	11	Y	Y	P	B	AIRPORT FIREFIGHTE	SR17	56,532	172.73	7,322	13.0%	-	-	0.0%	7,322	13.0%
TRN 161	27664	11	Y	Y	P	B	AIRPORT FIREFIGHTE	SR17	58,089	177.08	7,506	12.9%	-	-	0.0%	7,506	12.9%
TRN 102	27848	11	Y	Y	P	B	AIRPORT FIREFIGHTE	SR17	28,379	101.12	3,666	12.9%	-	-	0.0%	3,666	12.9%
TRN 104	52906	11	Y	Y	P	B	AIRPORT FIRE EQUIP	SR21	64,116	165.91	8,228	12.8%	-	-	0.0%	8,228	12.8%
TRN 114	26490	11	Y	Y	P	B	AIRPORT FIREFIGHTE	SR17	47,505	167.74	6,081	12.8%	-	-	0.0%	6,081	12.8%
TRN 102	25350	11	Y	Y	P	B	AIRPORT FIRE EQUIP	SR21	69,222	165.12	8,857	12.8%	-	-	0.0%	8,857	12.8%
TRN 133	118891	11	Y	Y	P	B	AIRPORT FIREFIGHTE	SR17	50,700	178.27	6,463	12.7%	-	-	0.0%	6,463	12.7%
TRN 131	27717	11	Y	Y	P	B	AIRPORT FIREFIGHTE	SR17	49,705	174.46	6,325	12.7%	-	-	0.0%	6,325	12.7%
TRN 102	27859	11	Y	Y	P	B	AIRPORT FIRE EQUIP	SR21	59,843	165.08	7,572	12.7%	-	-	0.0%	7,572	12.7%
TRN 104	52899	11	Y	Y	P	B	AIRPORT FIREFIGHTE	SR17	47,497	164.88	5,978	12.6%	-	-	0.0%	5,978	12.6%
TRN 102	28303	11	Y	Y	P	B	AIRPORT FIRE LIEUTE	SR23	74,707	161.56	9,374	12.5%	-	-	0.0%	9,374	12.5%
TRN 102	25371	11	Y	Y	P	B	AIRPORT FIREFIGHTE	SR17	47,401	163.62	5,932	12.5%	-	-	0.0%	5,932	12.5%
TRN 111	25426	11	Y	Y	P	B	AIRPORT FIREFIGHTE	SR15	22,413	83.46	2,797	12.5%	-	-	0.0%	2,797	12.5%
TRN 102	25346	11	Y	Y	P	B	AIRPORT FIREFIGHTE	SR17	49,998	170.99	6,199	12.4%	-	-	0.0%	6,199	12.4%
TRN 102	28301	11	Y	Y	P	B	AIRPORT FIRE LIEUTE	SR23	70,553	161.13	8,643	12.3%	-	-	0.0%	8,643	12.3%
TRN 102	28547	11	Y	Y	P	B	AIRPORT FIRE EQUIP	SR21	62,185	159.33	7,598	12.2%	-	-	0.0%	7,598	12.2%
TRN 102	25352	11	Y	Y	P	B	AIRPORT FIRE EQUIP	SR21	57,408	152.89	7,013	12.2%	-	-	0.0%	7,013	12.2%
TRN 104	52892	11	Y	Y	P	B	AIRPORT FIRE LIEUTE	SR23	75,904	158.94	9,222	12.1%	-	-	0.0%	9,222	12.1%
TRN 102	27847	11	Y	Y	P	B	AIRPORT FIREFIGHTE	SR17	47,402	158.67	5,752	12.1%	-	-	0.0%	5,752	12.1%
TRN 114	26487	11	Y	Y	P	B	AIRPORT FIREFIGHTE	SR17	47,564	159.07	5,767	12.1%	-	-	0.0%	5,767	12.1%
TRN 102	25368	11	Y	Y	P	B	AIRPORT FIREFIGHTE	SR17	49,040	162.19	5,880	12.0%	-	-	0.0%	5,880	12.0%
TRN 104	52895	11	Y	Y	P	B	AIRPORT FIREFIGHTE	SR17	49,355	163.18	5,916	12.0%	-	-	0.0%	5,916	12.0%
TRN 102	28297	11	Y	Y	P	B	AIRPORT FIRE LIEUTE	SR23	69,032	154.09	8,265	12.0%	-	-	0.0%	8,265	12.0%
TRN 102	27852	11	Y	Y	P	B	AIRPORT FIREFIGHTE	SR17	51,887	171.25	6,209	12.0%	-	-	0.0%	6,209	12.0%
TRN 102	25370	11	Y	Y	P	B	AIRPORT FIREFIGHTE	SR17	47,402	155.38	5,633	11.9%	-	-	0.0%	5,633	11.9%
TRN 111	27797	11	Y	Y	P	B	AIRPORT FIREFIGHTE	SR17	55,797	161.10	6,568	11.8%	-	-	0.0%	6,568	11.8%

Overtime Position List

(Only for Positions the Sum of Overtime Paid and Value of Compensatory Time for which was at Least 10% of Base Pay)

Prog ID	Position No.	Bargaining Unit	Included in CB (Y/N)	Exempt (Y/N)	Temp or Perm (T/P)	MOF	Position Title	Salary Range Level	Base Annual Pay	Hours Exceeding Standard	FY 14						
											OT		Comp Time			Total OT/Comp	
											\$ Amount Paid	% of Base	Hours Earned	\$ Value of Hours Earned	% \$ Value of Base Salary	\$ Amount OT Paid + \$ Value Comp Hours Earned	% of Base
TRN 102	28546	11	Y	Y	P	B	AIRPORT FIRE EQUIP	SR21	64,857	152.98	7,586	11.7%	-	-	0.0%	7,586	11.7%
TRN 104	52900	11	Y	Y	P	B	AIRPORT FIREFIGHTER	SR17	47,444	152.91	5,544	11.7%	-	-	0.0%	5,544	11.7%
TRN 114	26489	11	Y	Y	P	B	AIRPORT FIREFIGHTER	SR17	47,350	152.52	5,530	11.7%	-	-	0.0%	5,530	11.7%
TRN 114	33482	11	Y	Y	P	B	AIRPORT FIREFIGHTER	SR17	47,372	149.24	5,411	11.4%	-	-	0.0%	5,411	11.4%
TRN 161	25434	11	Y	Y	P	B	AIRPORT FIRE EQUIP	SR21	73,086	149.05	8,315	11.4%	-	-	0.0%	8,315	11.4%
TRN 104	52898	11	Y	Y	P	B	AIRPORT FIREFIGHTER	SR17	47,411	148.77	5,394	11.4%	-	-	0.0%	5,394	11.4%
TRN 143	118894	11	Y	Y	P	B	AIRPORT FIREFIGHTER	SR17	50,219	157.10	5,696	11.3%	-	-	0.0%	5,696	11.3%
TRN 161	29242	11	Y	Y	P	B	AIRPORT FIRE CAPTAIN	SR25	77,593	144.71	8,733	11.3%	-	-	0.0%	8,733	11.3%
TRN 102	116440	11	Y	Y	P	B	AIRPORT FIREFIGHTER	SR17	52,800	157.54	5,938	11.2%	-	-	0.0%	5,938	11.2%
TRN 102	28295	11	Y	Y	P	B	AIRPORT FIRE LIEUTENANT	SR23	73,306	146.13	8,152	11.1%	-	-	0.0%	8,152	11.1%
TRN 102	47850	11	Y	Y	P	B	AIRPORT FIRE LIEUTENANT	SR23	71,768	141.55	7,896	11.0%	-	-	0.0%	7,896	11.0%
TRN 104	52908	11	Y	Y	P	B	AIRPORT FIRE EQUIP	SR21	59,906	135.83	6,477	10.8%	-	-	0.0%	6,477	10.8%
TRN 102	25369	11	Y	Y	P	B	AIRPORT FIREFIGHTER	SR17	48,847	144.76	5,248	10.7%	-	-	0.0%	5,248	10.7%
TRN 104	52894	11	Y	Y	P	B	AIRPORT FIREFIGHTER	SR17	49,653	145.60	5,279	10.6%	-	-	0.0%	5,279	10.6%
TRN 104	52893	11	Y	Y	P	B	AIRPORT FIREFIGHTER	SR17	49,158	143.97	5,220	10.6%	-	-	0.0%	5,220	10.6%
TRN 104	52910	11	Y	Y	P	B	AIRPORT FIRE EQUIP	SR21	62,208	138.13	6,587	10.6%	-	-	0.0%	6,587	10.6%
TRN 102	27850	11	Y	Y	P	B	AIRPORT FIREFIGHTER	SR17	51,130	148.25	5,375	10.5%	-	-	0.0%	5,375	10.5%
TRN 161	27672	11	Y	Y	P	B	AIRPORT FIREFIGHTER	SR17	51,063	142.30	5,364	10.5%	-	-	0.0%	5,364	10.5%
TRN 135	118893	11	Y	Y	P	B	AIRPORT FIREFIGHTER	SR17	50,308	145.42	5,272	10.5%	-	-	0.0%	5,272	10.5%
TRN 161	27661	11	Y	Y	P	B	AIRPORT FIRE EQUIP	SR21	57,883	136.07	5,997	10.4%	-	-	0.0%	5,997	10.4%
TRN 114	27853	11	Y	Y	P	B	AIRPORT FIREFIGHTER	SR17	48,511	136.08	4,934	10.2%	-	-	0.0%	4,934	10.2%
GRAND TOTAL									14,350,312	73,524.64	3,057,982	21.3%	1,845.74	35,855	0.2%	3,093,837	21.6%
Totals by MOF						A	-	-	-	#DIV/0!	-	-	#DIV/0!	-	#DIV/0!		
						B	14,350,312	73,524.64	3,057,982	21.3%	1,845.74	35,855	0.2%	3,093,837	21.6%		
						C	-	-	-	#DIV/0!	-	-	#DIV/0!	-	#DIV/0!		
						N	-	-	-	#DIV/0!	-	-	#DIV/0!	-	#DIV/0!		
						P	-	-	-	#DIV/0!	-	-	#DIV/0!	-	#DIV/0!		
						R	-	-	-	#DIV/0!	-	-	#DIV/0!	-	#DIV/0!		
						T	-	-	-	#DIV/0!	-	-	#DIV/0!	-	#DIV/0!		
						U	-	-	-	#DIV/0!	-	-	#DIV/0!	-	#DIV/0!		

Overtime Position List

(Only for Positions the Sum of Overtime Paid and Value of Compensatory Time for which was at Least 10% of Base Pay)

Prog ID	Position No.	Bargaining Unit	Included in CB (Y/N)	Exempt (Y/N)	Temp or Perm (T/P)	MOF	Position Title	Salary Range Level	Base Annual Pay	Hours Exceeding Standard	FY 14						
											OT		Comp Time			Total OT/Comp	
											\$ Amount Paid	% of Base	Hours Earned	\$ Value of Hours Earned	% \$ Value of Base Salary	\$ Amount OT Paid + \$ Value Comp Hours Earned	% of Base
						W			-	-	-	#DIV/0!	-	-	#DIV/0!	-	#DIV/0!
						X			-	-	-	#DIV/0!	-	-	#DIV/0!	-	#DIV/0!

Department of Transportation-Airports Division  
Overpayments as of November 30, 2014

Table 19

<u>Name of Employee</u>	<u>Date of Over-payment</u>	<u>Gross Amount Overpaid</u>	<u>Amount Recovered</u>	<u>Balance</u>	<u>Category</u>				<u>Reason for Overpayment</u>	<u>Referred to Attorney General</u>
					<u>Employed Occurred &gt; 2 Years</u>	<u>Employed Occurred &lt; 2 Years</u>	<u>Not Employed Occurred &gt; 2 Years</u>	<u>Not Employed Occurred &lt; 2 Years</u>		
NONE.										



Department of Transportation-Airports Division  
Active Contracts as of December 1, 2014

Table 20

Prog ID	MOF	Frequency		Max Value	Outstanding Balance	Term of Contract			Organization	Category E/L/P/C/ G/S	Description	Explanation of How Contract is Monitored	POS Y/N
		Amount	(M/A/O)			Date Executed	From	To					
TRN102	B	as billed	M	\$ 222.00	\$ 222.00	09/26/05			AECOM TECHNICAL SERVICES, INC.		STATEWIDE ENVIRONMENTAL IMPROVEMENTS PROJECT#CS1503-61.	State Project Mgr.	Y
TRN102	B	as billed	M	\$ 23,372.65	\$ 23,372.65	09/26/05			AECOM TECHNICAL SERVICES, INC.		ENVIRONMENTAL IMPROVEMENTS AT HON INT'L AIRPORT PROJECT#CO1528-71.	State Project Mgr.	Y
TRN102	B	as billed	M	\$ 3,506.29	\$ 3,506.29	09/26/05			AECOM TECHNICAL SERVICES, INC.	S	ENVIRONMENTAL IMPROVEMENTS AT HON INT'L AIRPORT PROJECT#CO1528-71.	State Project Mgr.	Y
TRN102	B	as billed	O	\$277,382.09	\$ 27,738.00	07/24/13			ALLIED MACHINERY CORP. FO1878-13	G	FURNISHING & DELIVERING OF AN AIRFIELD VACUUM SWEEPER HIA JOB#FO1878-13.	State Project Mgr.	N
TRN102	B	as billed	M	\$162,690.00	\$162,690.00	08/04/14			APPLY-A-LINE, INC.	S	AIRFIELD RESTRIPIING - HIA JOB#BO1327-73	State Project Mgr.	Y
TRN102	B	as billed	M	\$154,711.48	\$154,711.48	09/17/14			BACON-UNIVERSAL COMPANY, INC.	S	FURNISHING & DELIVERYING TRACTORS WITH CUTTING UNIS HIA JOB#FO1893R-14	State Project Mgr.	Y
TRN102	B	as billed	M	#####	\$ 88,147.82	09/30/13			CLOSE CONSTRUCTION, INC.	S	REPLACE CARPET AT EWA CONCOURSE, HONOLULU INTERNATION AIRPORT	State Project Mgr.	Y
TRN102	B	as billed	M	\$ 20,701.83	\$ 20,701.83	09/30/13			CLOSE CONSTRUCTION, INC.	S	REPLACE CARPET AT EWA CONCOURSE, HONOLULU INTERNATION AIRPORT	State Project Mgr.	Y
TRN102	B	as billed	M	\$486,811.00	\$486,811.00	12/01/14			CLOSE CONSTRUCTION, INC.	S	REPLACE CARPET HONOLULU INTL AIRPORT, VARIOUS LOCATIONS, HONOLULU	State Project Mgr.	Y
TRN102	B	as billed	M	\$ 48,681.00	\$ 48,681.00	12/01/14			CLOSE CONSTRUCTION, INC.	S	REPLACE CARPET HONOLULU INTL AIRPORT, VARIOUS LOCATIONS, HONOLULU	State Project Mgr.	Y
TRN102	B	as billed	M	\$510,000.00	\$ 5,529.61	05/27/10			DOONWOOD ENGINEERING, INC.	S	MAINTENANCE OF MOTORIZED DOORS HON INTL AIRPORT JOB#BO1011-43	State Project Mgr.	Y
TRN102	B	as billed	M	\$ 15,893.00	\$ 14,977.18	05/27/10			DOONWOOD ENGINEERING, INC.	S	MAINTENANCE OF MOTORIZED DOORS HON INTL AIRPORT JOB#BO1011-43	State Project Mgr.	Y
TRN102	B	as billed	M	\$154,107.00	\$ 10,389.99	05/27/10			DOONWOOD ENGINEERING, INC.	S	MAINTENANCE OF MOTORIZED DOORS HON INTL AIRPORT JOB#BO1011-43	State Project Mgr.	Y
TRN102	B	as billed	M	\$ 15,893.00	\$ 15,893.00	05/27/10			DOONWOOD ENGINEERING, INC.	S	MAINTENANCE OF MOTORIZED DOORS HON INTL AIRPORT JOB#BO1011-43	State Project Mgr.	Y

Department of Transportation-Airports Division  
Active Contracts as of December 1, 2014

Table 20

<u>Prog ID</u>	<u>MOF</u>	<u>Amount</u>	<u>(M/A/O)</u>	<u>Max Value</u>	<u>Outstanding Balance</u>	<u>Date Executed</u>	<u>From</u>	<u>To</u>	<u>Organization</u>	<u>E/L/P/C/ G/S</u>	<u>Description</u>	<u>How Contract is Monitored</u>	<u>POS Y/N</u>
TRN102	B	as billed	M	\$154,107.00	\$ 5,749.44	05/27/10			DOONWOOD ENGINEERING, INC.	S	MAINTENANCE OF MOTORIZED DOORS HON INTL AIRPORT JOB#BO1011-43	State Project Mgr.	Y
TRN102	B	as billed	M	\$ 15,893.00	\$ 15,893.00	05/27/10			DOONWOOD ENGINEERING, INC.	S	MAINTENANCE OF MOTORIZED DOORS HON INTL AIRPORT JOB#BO1011-43	State Project Mgr.	Y
TRN102	B	as billed	M	\$515,180.00	\$102,938.18	07/28/11			DOONWOOD ENGINEERING, INC.	S	OPERATING & MAINTENING WASTEWATER PUMP STATIONS & SUMP PURR HIA	State Project Mgr.	Y
TRN102	B	as billed	M	\$ 12,400.00	\$ 12,400.00	07/28/11			DOONWOOD ENGINEERING, INC.	S	OPERATING & MAINTENING WASTEWATER PUMP STATIONS & SUMP PURR HIA	State Project Mgr.	Y
TRN102	B	as billed	M	\$515,180.00	\$ 87,623.40	07/28/11			DOONWOOD ENGINEERING, INC.	S	OPERATING & MAINTENING WASTEWATER PUMP STATIONS & SUMP PURR HIA	State Project Mgr.	Y
TRN102	B	as billed	M	\$247,221.00	\$338,485.19	05/14/13			DOONWOOD ENGINEERING, INC.	S	MAINTENANCE OF MOTORIZED DOORS HIA JOB#BO1334-43 OPT TO EXTEND 2-12MOS	State Project Mgr.	Y
TRN102	B	as billed	M	\$ 24,779.00	\$ 24,779.00	05/14/13			DOONWOOD ENGINEERING, INC.	S	MAINTENANCE OF MOTORIZED DOORS HIA JOB#BO1334-43 OPT TO EXTEND 2-12MOS	State Project Mgr.	Y
TRN102	B	as billed	M	\$247,221.00	\$217,969.99	05/14/13			DOONWOOD ENGINEERING, INC.	S	MAINTENANCE OF MOTORIZED DOORS HIA JOB#BO1334-43 OPT TO EXTEND 2-12MOS	State Project Mgr.	Y
TRN102	B	as billed	M	\$ 24,779.00	\$ 24,779.00	05/14/13			DOONWOOD ENGINEERING, INC.	S	MAINTENANCE OF MOTORIZED DOORS HIA JOB#BO1334-43 OPT TO EXTEND 2-12MOS	State Project Mgr.	Y
TRN102	B	as billed	M	\$631,430.00	\$277,078.91	11/19/13			DOONWOOD ENGINEERING, INC.	S	MONITORING MAINT. & EMERGENCY REPAIRS FOR THE PORTABLE & NONPOTABLE	State Project Mgr.	Y
TRN102	B	as billed	M	\$ 63,143.00	\$ 63,143.00	11/19/13			DOONWOOD ENGINEERING, INC.	S	MONITORING MAINT. & EMERGENCY REPAIRS FOR THE PORTABLE & NONPOTABLE	State Project Mgr.	Y
TRN102	B	as billed	M	\$631,430.00	\$631,430.00	11/19/13			DOONWOOD ENGINEERING, INC.	S	MONITORING MAINT. & EMERGENCY REPAIRS FOR THE PORTABLE & NONPOTABLE	State Project Mgr.	Y
TRN102	B	as billed	M	\$ 63,143.00	\$ 63,143.00	11/19/13			DOONWOOD ENGINEERING, INC.	S	MONITORING MAINT. & EMERGENCY REPAIRS FOR THE PORTABLE & NONPOTABLE	State Project Mgr.	Y
TRN102	B	as billed	M	\$683,500.00	\$683,500.00	08/27/14			DOONWOOD ENGINEERING, INC.	S	OPERATING & MAINTAINING WASTEWATER PUMP STATIONS & SUMP PURR HIA	State Project Mgr.	Y

Department of Transportation-Airports Division  
Active Contracts as of December 1, 2014

Table 20

<u>Prog ID</u>	<u>MOF</u>	<u>Amount</u>	<u>(M/A/O)</u>	<u>Max Value</u>	<u>Outstanding Balance</u>	<u>Date Executed</u>	<u>From</u>	<u>To</u>	<u>Organization</u>	<u>E/L/P/C/ G/S</u>	<u>Description</u>	<u>How Contract is Monitored</u>	<u>POS Y/N</u>
TRN102	B	as billed	M	\$129,363.68	\$ 33,018.40	09/30/10			ECKARD BRANDES, INC.	S	MAINTENANCE OF GRAVITY SEWER SYSTEMS-HIA PROJECT#BO1003-73.	State Project Mgr.	Y
TRN102	B	as billed	M	\$ 12,936.37	\$ 1,151.37	09/30/10			ECKARD BRANDES, INC.	S	MAINTENANCE OF GRAVITY SEWER SYSTEMS-HIA PROJECT#BO1003-73.	State Project Mgr.	Y
TRN102	B	as billed	M	\$129,363.68	\$ 27,805.50	09/30/10			ECKARD BRANDES, INC.	S	MAINTENANCE OF GRAVITY SEWER SYSTEMS-HIA PROJECT#BO1003-73.	State Project Mgr.	Y
TRN102	B	as billed	M	\$ 12,936.37	\$ 12,936.37	09/30/10			ECKARD BRANDES, INC.	S	MAINTENANCE OF GRAVITY SEWER SYSTEMS-HIA PROJECT#BO1003-73.	State Project Mgr.	Y
TRN102	B	as billed	M	\$129,363.68	\$ 26,160.50	09/30/10			ECKARD BRANDES, INC.	S	MAINTENANCE OF GRAVITY SEWER SYSTEMS-HIA PROJECT#BO1003-73.	State Project Mgr.	Y
TRN102	B	as billed	M	\$ 12,936.37	\$ 12,936.37	09/30/10			ECKARD BRANDES, INC.	S	MAINTENANCE OF GRAVITY SEWER SYSTEMS-HIA PROJECT#BO1003-73.	State Project Mgr.	Y
TRN102	B	as billed	M	#####	\$419,908.00	07/22/13			ELITE PACIFIC CONSTRUCTION INC	S	LOADING BBRIDGE IMPR. HIA JOB#CO1321-43	State Project Mgr.	Y
TRN102	B	as billed	M	\$188,000.00	\$ 39,233.36	07/22/13			ELITE PACIFIC CONSTRUCTION INC	S	LOADING BBRIDGE IMPR. HIA JOB#CO1321-43	State Project Mgr.	Y
TRN102	B	as billed	M	\$500,000.00	\$ 11,899.79	06/29/10			ENGINEERS SURVEYORS HAWAII,	S	CONSTRUCTION MANAGEMENT SVCS FOR MAINTENANCE & REPAIR PROJECTS-HIA.	State Project Mgr.	Y
TRN102	B	as billed	M	\$ 31,456.56	\$ 10,761.49	12/09/13			ENVIROSERVICES & TRAINING	S	FURNISHING WASTE MATERIAL DISPOSAL SERVICES-HIA JOB#BO1425-23	State Project Mgr.	Y
TRN102	B	as billed	M	\$998,772.00	\$ 52,018.79	01/06/11			FORD AUDIO-VIDEO SYSTEMS, INC.	S	MAINTENANCE OF FLIGHT INFORMATION SYSTEM, PUBLIC ADDRESS & GMS HIA	State Project Mgr.	Y
TRN102	B	as billed	M	\$998,772.00	\$ 60,000.00	01/06/11			FORD AUDIO-VIDEO SYSTEMS, INC.	S	MAINTENANCE OF FLIGHT INFORMATION SYSTEM, PUBLIC ADDRESS & GMS HIA	State Project Mgr.	Y
TRN102	B	as billed	M	\$998,772.00	\$110,529.00	01/06/11			FORD AUDIO-VIDEO SYSTEMS, INC.	S	MAINTENANCE OF FLIGHT INFORMATION SYSTEM, PUBLIC ADDRESS & GMS HIA	State Project Mgr.	Y
TRN102	B	as billed	M	#####	\$551,512.00	03/03/14			FORD AUDIO-VIDEO SYSTEMS, LLC	S	MAINTENANCE OF FIDS, PA SYSTEM AND GMS-HIA JOB#BO1427-53	State Project Mgr.	Y
TRN102	B	as billed	M	\$792,000.00	\$792,000.00	09/07/12			GLOVER, JAS. W., LTD.	S	ACCESS RD 'A' REPAVEMENT & BRIDGE REPAIRS-HIA JOB#CO1202-33.	State Project Mgr.	Y
TRN102	B	as billed	M	\$ 79,200.00	\$ 63,349.24	09/07/12			GLOVER, JAS. W., LTD.	S	ACCESS RD 'A' REPAVEMENT & BRIDGE REPAIRS-HIA JOB#CO1202-33.	State Project Mgr.	Y

Department of Transportation-Airports Division  
Active Contracts as of December 1, 2014

Table 20

<u>Prog ID</u>	<u>MOF</u>	<u>Amount</u>	<u>(M/A/O)</u>	<u>Max Value</u>	<u>Outstanding Balance</u>	<u>Date Executed</u>	<u>From</u>	<u>To</u>	<u>Organization</u>	<u>E/L/P/C/G/S</u>	<u>Description</u>	<u>How Contract is Monitored</u>	<u>POS Y/N</u>
TRN102	B	as billed	M	\$395,000.00	\$ 3,200.90	08/24/07			GMP INTERNATIONAL, INC.	S	CONSTRUCTION MGT, SVCS FOR MAINT & REPAIR PROJECTS PROJECT#CO1709-63.	State Project Mgr.	Y
TRN102	B	as billed	M	\$ 5,000.00	\$ 5,000.00	08/24/07			GMP INTERNATIONAL, INC.	S	CONSTRUCTION MGT, SVCS FOR MAINT & REPAIR PROJECTS PROJECT#CO1709-63.	State Project Mgr.	Y
TRN102	B	as billed	M	\$233,020.00	\$ 29,625.00	10/09/12			HAWAII INDUSTRIAL SERVICES LTD	S	MAINTAIN RAMP & STORM DRAIN OIL SEPARATORS-HIA #1320-23 OPT TO EXTEND	State Project Mgr.	Y
TRN102	B	as billed	M	\$ 21,980.00	\$ 21,980.00	10/09/12			HAWAII INDUSTRIAL SERVICES LTD	S	MAINTAIN RAMP & STORM DRAIN OIL SEPARATORS-HIA #1320-23 OPT TO EXTEND	State Project Mgr.	Y
TRN102	B	as billed	M	\$233,020.00	\$ 42,670.00	10/09/12			HAWAII INDUSTRIAL SERVICES LTD	S	MAINTAIN RAMP & STORM DRAIN OIL SEPARATORS-HIA #1320-23 OPT TO EXTEND	State Project Mgr.	Y
TRN102	B	as billed	M	\$ 21,980.00	\$ 21,980.00	10/09/12			HAWAII INDUSTRIAL SERVICES LTD	S	MAINTAIN RAMP & STORM DRAIN OIL SEPARATORS-HIA #1320-23 OPT TO EXTEND	State Project Mgr.	Y
TRN102	B	as billed	M	\$233,020.00	\$233,020.00	10/09/12			HAWAII INDUSTRIAL SERVICES LTD	S	MAINTAIN RAMP & STORM DRAIN OIL SEPARATORS-HIA #1320-23 OPT TO EXTEND	State Project Mgr.	Y
TRN102	B	as billed	M	\$ 21,980.00	\$ 21,980.00	10/09/12			HAWAII INDUSTRIAL SERVICES LTD	S	MAINTAIN RAMP & STORM DRAIN OIL SEPARATORS-HIA #1320-23 OPT TO EXTEND	State Project Mgr.	Y
TRN102	B	as billed	M	\$279,008.00	\$ 6,704.00	10/09/12			HAWAII INDUSTRIAL SERVICES LTD	S	INSPECT & CLEAN STORM DRAINS UNDER MS4 PERMIT-HIA #BO1321-23.	State Project Mgr.	Y
TRN102	B	as billed	M	\$ 25,992.00	\$ 2,896.71	10/09/12			HAWAII INDUSTRIAL SERVICES LTD	S	INSPECT & CLEAN STORM DRAINS UNDER MS4 PERMIT-HIA #BO1321-23.	State Project Mgr.	Y
TRN102	B	as billed	M	\$279,008.00	\$ 26,590.00	10/09/12			HAWAII INDUSTRIAL SERVICES LTD	S	INSPECT & CLEAN STORM DRAINS UNDER MS4 PERMIT-HIA #BO1321-23.	State Project Mgr.	Y
TRN102	B	as billed	M	\$ 25,992.00	\$ 23,052.73	10/09/12			HAWAII INDUSTRIAL SERVICES LTD	S	INSPECT & CLEAN STORM DRAINS UNDER MS4 PERMIT-HIA #BO1321-23.	State Project Mgr.	Y
TRN102	B	as billed	M	\$279,008.00	\$263,880.00	10/09/12			HAWAII INDUSTRIAL SERVICES LTD	S	INSPECT & CLEAN STORM DRAINS UNDER MS4 PERMIT-HIA #BO1321-23.	State Project Mgr.	Y
TRN102	B	as billed	M	\$ 25,992.00	\$ 25,992.00	10/09/12			HAWAII INDUSTRIAL SERVICES LTD	S	INSPECT & CLEAN STORM DRAINS UNDER MS4 PERMIT-HIA #BO1321-23.	State Project Mgr.	Y

Department of Transportation-Airports Division  
Active Contracts as of December 1, 2014

Table 20

<u>Prog ID</u>	<u>MOF</u>	<u>Amount</u>	<u>(M/A/O)</u>	<u>Max Value</u>	<u>Outstanding Balance</u>	<u>Date Executed</u>	<u>From</u>	<u>To</u>	<u>Organization</u>	<u>E/L/P/C/ G/S</u>	<u>Description</u>	<u>How Contract is Monitored</u>	<u>POS Y/N</u>
TRN102	B	as billed	M	\$ 53,000.00	\$ 2,800.00	04/23/13			HAWAII INDUSTRIAL SERVICES LTD	S	FURNISHING DRAINAGTE CANAL & DITCH POLLUTION CONTROL SERVICES HIA	State Project Mgr.	Y
TRN102	B	as billed	M	\$ 5,300.00	\$ 5,300.00	04/23/13			HAWAII INDUSTRIAL SERVICES LTD	S	FURNISHING DRAINAGTE CANAL & DITCH POLLUTION CONTROL SERVICES HIA	State Project Mgr.	Y
TRN102	B	as billed	M	\$ 53,000.00	\$ 37,450.00	04/23/13			HAWAII INDUSTRIAL SERVICES LTD	S	FURNISHING DRAINAGTE CANAL & DITCH POLLUTION CONTROL SERVICES HIA	State Project Mgr.	Y
TRN102	B	as billed	M	\$ 5,300.00	\$ 5,300.00	04/23/13			HAWAII INDUSTRIAL SERVICES LTD	S	FURNISHING DRAINAGTE CANAL & DITCH POLLUTION CONTROL SERVICES HIA	State Project Mgr.	Y
TRN102	B	as billed	M	\$ 96,000.00	\$ 3,555.00	05/14/13			HAWAII INDUSTRIAL SERVICES LTD	S	FURNISHING STORM DRAINAGE SYSTEM CLEANING SVCS HIA	State Project Mgr.	Y
TRN102	B	as billed	M	\$ 5,000.00	\$ 5,000.00	05/14/13			HAWAII INDUSTRIAL SERVICES LTD	S	FURNISHING STORM DRAINAGE SYSTEM CLEANING SVCS HIA	State Project Mgr.	Y
TRN102	B	as billed	M	\$ 96,000.00	\$ 70,800.00	05/14/13			HAWAII INDUSTRIAL SERVICES LTD	S	FURNISHING STORM DRAINAGE SYSTEM CLEANING SVCS HIA	State Project Mgr.	Y
TRN102	B	as billed	M	\$ 5,000.00	\$ 5,000.00	05/14/13			HAWAII INDUSTRIAL SERVICES LTD	S	FURNISHING STORM DRAINAGE SYSTEM CLEANING SVCS HIA	State Project Mgr.	Y
TRN102	B	as billed	M	\$125,150.00	\$ 8,128.75	07/30/13			HAWAII INDUSTRIAL SERVICES LTD	S	PAVEMENT & HARDSTAND CLEANING HIA JOB#BO1326-73 OPT TO EXTEND 2-12 MOS.	State Project Mgr.	Y
TRN102	B	as billed	M	\$ 12,515.00	\$ 10,115.00	07/30/13			HAWAII INDUSTRIAL SERVICES LTD	S	PAVEMENT & HARDSTAND CLEANING HIA JOB#BO1326-73 OPT TO EXTEND 2-12 MOS.	State Project Mgr.	Y
TRN102	B	as billed	M	\$125,150.00	\$116,362.50	07/30/13			HAWAII INDUSTRIAL SERVICES LTD	S	PAVEMENT & HARDSTAND CLEANING HIA JOB#BO1326-73 OPT TO EXTEND 2-12 MOS.	State Project Mgr.	Y
TRN102	B	as billed	M	\$ 12,515.00	\$ 12,515.00	07/30/13			HAWAII INDUSTRIAL SERVICES LTD	S	PAVEMENT & HARDSTAND CLEANING HIA JOB#BO1326-73 OPT TO EXTEND 2-12 MOS.	State Project Mgr.	Y
TRN102	B	as billed	M	\$180,520.00	\$ 31,189.00	08/21/13			HAWAII INDUSTRIAL SERVICES LTD	S	PEDESTRIAN WALKWAY & ROADWAY MEDIAN CLEANING-HIA JOB#BO1324-73	State Project Mgr.	Y
TRN102	B	as billed	M	\$ 18,052.00	\$ 18,052.00	08/21/13			HAWAII INDUSTRIAL SERVICES LTD	S	PEDESTRIAN WALKWAY & ROADWAY MEDIAN CLEANING-HIA JOB#BO1324-73	State Project Mgr.	Y

Department of Transportation-Airports Division  
Active Contracts as of December 1, 2014

Table 20

<u>Prog ID</u>	<u>MOF</u>	<u>Amount</u>	<u>(M/A/O)</u>	<u>Max Value</u>	<u>Outstanding Balance</u>	<u>Date Executed</u>	<u>From</u>	<u>To</u>	<u>Organization</u>	<u>E/L/P/C/G/S</u>	<u>Description</u>	<u>How Contract is Monitored</u>	<u>POS Y/N</u>
TRN102	B	as billed	M	\$180,520.00	\$174,136.00	08/21/13			HAWAII INDUSTRIAL SERVICES LTD	S	PEDESTRIAN WALKWAY & ROADWAY MEDIAN CLEANING-HIA JOB#BO1324-73 OPT TO	State Project Mgr.	Y
TRN102	B	as billed	M	\$ 18,052.00	\$ 18,052.00	08/21/13			HAWAII INDUSTRIAL SERVICES LTD	S	PEDESTRIAN WALKWAY & ROADWAY MEDIAN CLEANING-HIA JOB#BO1324-73 OPT TO	State Project Mgr.	Y
TRN102	B	as billed	M	\$ 83,100.00	\$ 48,140.00	02/21/14			HAWAII INDUSTRIAL SERVICES LTD	S	BUILDING & ROADWAY DRAIN CLEANING-HIA JOB#BO1325-73	State Project Mgr.	Y
TRN102	B	as billed	M	\$ 8,310.00	\$ 1,519.00	02/21/14			HAWAII INDUSTRIAL SERVICES LTD	S	BUILDING & ROADWAY DRAIN CLEANING-HIA JOB#BO1325-73	State Project Mgr.	Y
TRN102	B	as billed	M	\$245,014.00	\$ 59,090.25	08/20/13			HENRY'S EQUIPMENT RENTAL &	S	OST PARKING STRUCTURE WATER LINE REPAIRS-HIA JOB#CO1333-43	State Project Mgr.	Y
TRN102	B	as billed	M	\$ 24,501.00	\$ 24,501.00	08/20/13			HENRY'S EQUIPMENT RENTAL &	S	OST PARKING STRUCTURE WATER LINE REPAIRS-HIA JOB#CO1333-43	State Project Mgr.	Y
TRN102	B	as billed	M	\$263,618.34	\$263,618.34	09/23/14			HT&T HAWAII LLC	S	FURNISHING & DELIVERING OF ONE STREET SEEEPER & ONE SMALL SWEEPER-HIA	State Project Mgr.	Y
TRN102	B	as billed	M	\$159,375.37	\$159,375.37	09/23/14			HT&T HAWAII LLC	S	FURNISHING & DELIVERING OF ONE STREET SEEEPER & ONE SMALL SWEEPER-HIA	State Project Mgr.	Y
TRN102	B	as billed	M	\$ 74,800.00	\$ 7,605.00	09/04/09			IKI CONTRACTING INC.	S	FURNISHING STROM DRAINAGE SYSTEM CLEANING SERVICES-HIA	State Project Mgr.	Y
TRN102	B	as billed	M	\$ 7,500.00	\$ 5,250.00	09/04/09			IKI CONTRACTING INC.	S	FURNISHING STROM DRAINAGE SYSTEM CLEANING SERVICES-HIA	State Project Mgr.	Y
TRN102	B	as billed	M	\$ 74,800.00	\$ 33,700.00	09/04/09			IKI CONTRACTING INC.	S	FURNISHING STROM DRAINAGE SYSTEM CLEANING SERVICES-HIA	State Project Mgr.	Y
TRN102	B	as billed	M	\$ 7,500.00	\$ 4,500.00	09/04/09			IKI CONTRACTING INC.	S	FURNISHING STROM DRAINAGE SYSTEM CLEANING SERVICES-HIA	State Project Mgr.	Y
TRN102	B	as billed	M	\$ 74,800.00	\$ 19,893.21	09/04/09			IKI CONTRACTING INC.	S	FURNISHING STROM DRAINAGE SYSTEM CLEANING SERVICES-HIA	State Project Mgr.	Y
TRN102	B	as billed	M	\$ 7,500.00	\$ 5,250.00	09/04/09			IKI CONTRACTING INC.	S	FURNISHING STROM DRAINAGE SYSTEM CLEANING SERVICES-HIA	State Project Mgr.	Y
TRN102	B	as billed	M	\$ 43,830.00	\$ 5,025.75	02/17/10			IKI CONTRACTING INC.	S	LANDSCAPE & IRRIGATION MAINTENANCE AT EILLOT ST HON. INTL AIRPORT	State Project Mgr.	Y
TRN102	B	as billed	M	\$ 4,383.00	\$ 4,383.00	02/17/10			IKI CONTRACTING INC.	S	LANDSCAPE & IRRIGATION MAINTENANCE AT EILLOT ST HON. INTL AIRPORT	State Project Mgr.	Y

Department of Transportation-Airports Division  
Active Contracts as of December 1, 2014

Table 20

<u>Prog ID</u>	<u>MOF</u>	<u>Amount</u>	<u>(M/A/O)</u>	<u>Max Value</u>	<u>Outstanding Balance</u>	<u>Date Executed</u>	<u>From</u>	<u>To</u>	<u>Organization</u>	<u>E/L/P/C/ G/S</u>	<u>Description</u>	<u>How Contract is Monitored</u>	<u>POS Y/N</u>
TRN102	B	as billed	M	\$ 43,830.00	\$ 4,745.75	02/17/10			IKI CONTRACTING INC.	S	LANDSCAPE & IRRIGATION MAINTENANCE AT EILLOT ST HON. INTL AIRPORT	State Project Mgr.	Y
TRN102	B	as billed	M	\$ 4,383.00	\$ 4,383.00	02/17/10			IKI CONTRACTING INC.	S	LANDSCAPE & IRRIGATION MAINTENANCE AT EILLOT ST HON. INTL AIRPORT	State Project Mgr.	Y
TRN102	B	as billed	M	\$ 43,830.00	\$ 8,525.75	02/17/10			IKI CONTRACTING INC.	S	LANDSCAPE & IRRIGATION MAINTENANCE AT EILLOT ST HON. INTL AIRPORT	State Project Mgr.	Y
TRN102	B	as billed	M	\$ 4,383.00	\$ 4,383.00	02/17/10			IKI CONTRACTING INC.	S	LANDSCAPE & IRRIGATION MAINTENANCE AT EILLOT ST HON. INTL AIRPORT	State Project Mgr.	Y
TRN102	B	as billed	M	\$ 53,700.00	\$ 9,155.00	03/08/13			IMUA LANDSCAPING CO., INC.	S	LANDSCAPING & IRRIGATION MAINTENANCE AT ELLIOT ST-HIA	State Project Mgr.	Y
TRN102	B	as billed	M	\$ 5,370.00	\$ 1,287.54	03/08/13			IMUA LANDSCAPING CO., INC.	S	LANDSCAPING & IRRIGATION MAINTENANCE AT ELLIOT ST-HIA	State Project Mgr.	Y
TRN102	B	as billed	M	\$ 53,700.00	\$ 27,385.00	03/08/13			IMUA LANDSCAPING CO., INC.	S	LANDSCAPING & IRRIGATION MAINTENANCE AT ELLIOT ST-HIA	State Project Mgr.	Y
TRN102	B	as billed	M	\$ 5,370.00	\$ 5,170.00	03/08/13			IMUA LANDSCAPING CO., INC.	S	LANDSCAPING & IRRIGATION MAINTENANCE AT ELLIOT ST-HIA	State Project Mgr.	Y
TRN102	B	as billed	M	\$254,944.00	\$165,764.65	03/12/14			IMUA LANDSCAPING CO., INC.	S	TREE & HEDGE TRIMMING SVCS - HIA JOB#BO1422-73 OPT TO EXTEND 2-12 MOS.	State Project Mgr.	Y
TRN102	B	as billed	M	\$ 25,494.40	\$ 24,661.94	03/12/14			IMUA LANDSCAPING CO., INC.	S	TREE & HEDGE TRIMMING SVCS - HIA JOB#BO1422-73 OPT TO EXTEND 2-12 MOS.	State Project Mgr.	Y
TRN102	B	as billed	M	\$ 9,000.00	\$ 9,000.00	12/16/08			IN CONTROL, INC	S	MAINTENANCE OF THE FIRE ALARM SYS, HON INTL AIRPORT, BO1902-53; W/ OPTIO	State Project Mgr.	Y
TRN102	B	as billed	M	\$ 98,000.00	\$ 26,370.95	12/16/08			IN CONTROL, INC	S	MAINTENANCE OF THE FIRE ALARM SYS, HON INTL AIRPORT, BO1902-53; W/ OPTIO	State Project Mgr.	Y
TRN102	B	as billed	M	\$ 9,000.00	\$ 9,000.00	12/16/08			IN CONTROL, INC	S	MAINTENANCE OF THE FIRE ALARM SYS, HON INTL AIRPORT, BO1902-53; W/ OPTIO	State Project Mgr.	Y
TRN102	B	as billed	M	\$ 98,000.00	\$ 3,986.40	12/16/08			IN CONTROL, INC	S	MAINTENANCE OF THE FIRE ALARM SYS, HON INTL AIRPORT, BO1902-53; W/ OPTIO	State Project Mgr.	Y

Department of Transportation-Airports Division  
Active Contracts as of December 1, 2014

Table 20

<u>Prog ID</u>	<u>MOF</u>	<u>Amount</u>	<u>(M/A/O)</u>	<u>Max Value</u>	<u>Outstanding Balance</u>	<u>Date Executed</u>	<u>From</u>	<u>To</u>	<u>Organization</u>	<u>E/L/P/C/ G/S</u>	<u>Description</u>	<u>How Contract is Monitored</u>	<u>POS Y/N</u>
TRN102	B	as billed	M	\$ 9,000.00	\$ 9,000.00	12/16/08			IN CONTROL, INC	S	MAINTENANCE OF THE FIRE ALARM SYS, HON INTL AIRPORT, BO1902-53; W/ OPTIO	State Project Mgr.	Y
TRN102	B	as billed	M	\$ 40,834.00	\$ 12,084.00	12/16/08			IN CONTROL, INC	S	MAINTENANCE OF THE FIRE ALARM SYS, HON INTL AIRPORT, BO1902-53; W/ OPTIO	State Project Mgr.	Y
TRN102	B	as billed	M	#####	\$262,297.50	09/10/12			INDEX BUILDERS, INC.	S	IITB 7TH FL ROOF REPLACEMNT-HIA JOB#C01204-43	State Project Mgr.	Y
TRN102	B	as billed	M	\$201,500.00	\$201,500.00	09/10/12			INDEX BUILDERS, INC.	S	IITB 7TH FL ROOF REPLACEMNT-HIA JOB#C01204-43	State Project Mgr.	Y
TRN102	B	as billed	M	\$279,494.64	\$279,494.64	08/29/14			INTER PACIFIC MOTORS, INC.	S	FURNISHING & DELIVERING OF POLICE INTERCEPTORS HIA JOB#FO1900-14	State Project Mgr.	Y
TRN102	B	as billed	M	\$716,105.00	\$658,326.11	12/23/13			INTERNATIONAL LIFE SUPPORT,	S	FURNISHING EMERGENCY MEDICAL SVCS HIA JOB#EO1843-13 OPT TO EXTEND 2-12MO	State Project Mgr.	Y
TRN102	B	as billed	M	\$207,378.18	\$207,378.18	09/24/14			JN GROUP, INC.	S	FURNISHING & DELIVERING SIX UTILITY TRUCKS, HNL INTL APT.	State Project Mgr.	Y
TRN102	B	as billed	M	\$ 40,128.00	\$ 40,128.00	08/09/05			JOHNSON CONTROLS, INC.	S	MAINTENANCE OF VMACS HON INT'L AIRPORT PROJECT#BO1508-53	State Project Mgr.	Y
TRN102	B	as billed	M	\$759,872.00	\$145,028.45	08/09/05			JOHNSON CONTROLS, INC.	S	MAINTENANCE OF VMACS HON INT'L AIRPORT PROJECT#BO1508-53	State Project Mgr.	Y
TRN102	B	as billed	M	\$ 40,128.00	\$ 40,128.00	08/09/05			JOHNSON CONTROLS, INC.	S	MAINTENANCE OF VMACS HON INT'L AIRPORT PROJECT#BO1508-53	State Project Mgr.	Y
TRN102	B	as billed	M	\$159,976.00	\$ 16,612.51	04/02/07			JOHNSON CONTROLS, INC.	S	MAINTENANCE OF ENERGY MONITORING & CONTROL SYSTEM-HON INTL AIRPORT	State Project Mgr.	Y
TRN102	B	as billed	M	\$ 528.00	\$ 528.00	08/19/10			JOHNSON CONTROLS, INC.	S	MAINTENANCE OF ENGERGY MONITORING & CONTROL SYSTEM-HIA	State Project Mgr.	Y
TRN102	B	as billed	M	\$212,472.00	\$ 9,600.00	08/19/10			JOHNSON CONTROLS, INC.	S	MAINTENANCE OF ENGERGY MONITORING & CONTROL SYSTEM-HIA	State Project Mgr.	Y
TRN102	B	as billed	M	\$ 528.00	\$ 528.00	08/19/10			JOHNSON CONTROLS, INC.	S	MAINTENANCE OF ENGERGY MONITORING & CONTROL SYSTEM-HIA	State Project Mgr.	Y
TRN102	B	as billed	M	\$212,472.00	\$113,571.90	08/19/10			JOHNSON CONTROLS, INC.	S	MAINTENANCE OF ENGERGY MONITORING & CONTROL SYSTEM-HIA	State Project Mgr.	Y
TRN102	B	as billed	M	\$ 528.00	\$ 528.00	08/19/10			JOHNSON CONTROLS, INC.	S	MAINTENANCE OF ENGERGY MONITORING & CONTROL SYSTEM-HIA	State Project Mgr.	Y



Department of Transportation-Airports Division  
Active Contracts as of December 1, 2014

Table 20

<u>Prog ID</u>	<u>MOF</u>	<u>Amount</u>	<u>(M/A/O)</u>	<u>Max Value</u>	<u>Outstanding Balance</u>	<u>Date Executed</u>	<u>From</u>	<u>To</u>	<u>Organization</u>	<u>E/L/P/C/ G/S</u>	<u>Description</u>	<u>How Contract is Monitored</u>	<u>POS Y/N</u>
TRN102	B	as billed	M	\$676,300.00	\$100,300.00	02/09/12			JOHNSON CONTROLS, INC.	S	MAINTENANCE OF VIDEO MONITORING & ACCESS CONTROL SYSTEM-HIA	State Project Mgr.	Y
TRN102	B	as billed	M	\$100,000.00	\$100,000.00	02/09/12			JOHNSON CONTROLS, INC.	S	MAINTENANCE OF VIDEO MONITORING & ACCESS CONTROL SYSTEM-HIA	State Project Mgr.	Y
TRN102	B	as billed	M	\$676,300.00	\$ 84,960.84	02/09/12			JOHNSON CONTROLS, INC.	S	MAINTENANCE OF VIDEO MONITORING & ACCESS CONTROL SYSTEM-HIA	State Project Mgr.	Y
TRN102	B	as billed	M	\$100,000.00	\$ 29,741.08	02/09/12			JOHNSON CONTROLS, INC.	S	MAINTENANCE OF VIDEO MONITORING & ACCESS CONTROL SYSTEM-HIA	State Project Mgr.	Y
TRN102	B	as billed	M	\$676,300.00	\$290,594.51	02/09/12			JOHNSON CONTROLS, INC.	S	MAINTENANCE OF VIDEO MONITORING & ACCESS CONTROL SYSTEM-HIA	State Project Mgr.	Y
TRN102	B	as billed	M	\$100,000.00	\$100,000.00	02/09/12			JOHNSON CONTROLS, INC.	S	MAINTENANCE OF VIDEO MONITORING & ACCESS CONTROL SYSTEM-HIA	State Project Mgr.	Y
TRN102	B	as billed	M	\$ 84,144.00	\$ 7,364.72	06/29/12			JOHNSON CONTROLS, INC.	S	MAINTENANCE OF FIRE ALARM SYSTEM HIA BO1204-53.	State Project Mgr.	Y
TRN102	B	as billed	M	\$ 84,144.00	\$ 19,051.35	06/29/12			JOHNSON CONTROLS, INC.	S	MAINTENANCE OF FIRE ALARM SYSTEM HIA BO1204-53.	State Project Mgr.	Y
TRN102	B	as billed	M	\$ 8,856.00	\$ 8,856.00	06/29/12			JOHNSON CONTROLS, INC.	S	MAINTENANCE OF FIRE ALARM SYSTEM HIA BO1204-53.	State Project Mgr.	Y
TRN102	B	as billed	M	\$ 84,144.00	\$ 58,944.91	06/29/12			JOHNSON CONTROLS, INC.	S	MAINTENANCE OF FIRE ALARM SYSTEM HIA BO1204-53.	State Project Mgr.	Y
TRN102	B	as billed	M	\$ 8,856.00	\$ 8,856.00	06/29/12			JOHNSON CONTROLS, INC.	S	MAINTENANCE OF FIRE ALARM SYSTEM HIA BO1204-53.	State Project Mgr.	Y
TRN102	B	as billed	M	\$805,616.00	\$805,616.00	12/04/14			JOHNSON CONTROLS, INC.	S	MAINT OF VIDEO MONITORING & ACCESS CONTROL SYSTEM (VMACS), HONOLULU	State Project Mgr.	Y
TRN102	B	as billed	M	\$ 80,561.00	\$ 80,561.00	12/04/14			JOHNSON CONTROLS, INC.	S	MAINT OF VIDEO MONITORING & ACCESS CONTROL SYSTEM (VMACS), HONOLULU	State Project Mgr.	Y
TRN102	B	as billed	M	#####	\$310,074.04	09/07/12			KIEWIT BUILDING GROUP INC.	S	REPLACE FLOORING, IAB-HIA JOB#CO1220-33	State Project Mgr.	Y
TRN102	B	as billed	M	\$467,472.00	\$200,833.38	09/07/12			KIEWIT BUILDING GROUP INC.	S	REPLACE FLOORING, IAB-HIA JOB#CO1220-33	State Project Mgr.	Y
TRN102	B	as billed	M	#####	\$184,921.05	04/10/12			KONE, INC.	S	MAINTENANCE OF ELEVATORS & ESCALATORS HONOLULU INTL AIRPORT	State Project Mgr.	Y

Department of Transportation-Airports Division  
Active Contracts as of December 1, 2014

Table 20

<u>Prog ID</u>	<u>MOF</u>	<u>Amount</u>	<u>(M/A/O)</u>	<u>Max Value</u>	<u>Outstanding Balance</u>	<u>Date Executed</u>	<u>From</u>	<u>To</u>	<u>Organization</u>	<u>E/L/P/C/ G/S</u>	<u>Description</u>	<u>How Contract is Monitored</u>	<u>POS Y/N</u>
TRN102	B	as billed	M	#####	\$389,421.65	04/10/12			KONE, INC.	S	MAINTENANCE OF ELEVATORS & ESCALATORS HONOLULU INTL AIRPORT	State Project Mgr.	Y
TRN102	B	as billed	M	\$273,112.00	\$273,112.00	04/10/12			KONE, INC.	S	MAINTENANCE OF ELEVATORS & ESCALATORS HONOLULU INTL AIRPORT	State Project Mgr.	Y
TRN102	B	as billed	M	#####	#####	04/10/12			KONE, INC.	S	MAINTENANCE OF ELEVATORS & ESCALATORS HONOLULU INTL AIRPORT	State Project Mgr.	Y
TRN102	B	as billed	M	\$273,112.00	\$ 95,862.90	04/10/12			KONE, INC.	S	MAINTENANCE OF ELEVATORS & ESCALATORS HONOLULU INTL AIRPORT	State Project Mgr.	Y
TRN102	B	as billed	M	#####	#####	12/01/14			KONE, INC.	S	MAINTENANCE OF ELEVATORS & ESCALATORS, HONOLULU INTERNATIONAL AIRPORT,	State Project Mgr.	Y
TRN102	B	as billed	M	\$257,111.92	\$257,111.92	12/01/14			KONE, INC.	S	MAINTENANCE OF ELEVATORS & ESCALATORS, HONOLULU INTERNATIONAL AIRPORT,	State Project Mgr.	Y
TRN102	B	as billed	M	\$100,000.00	\$ 23,700.00	09/10/12			LPN LANDSCAPING & TREE SERVICE	S	LANDSCAPE & IRRIGATION MAINTENANCE AT LAGOON DR, HNL INTL APT	State Project Mgr.	Y
TRN102	B	as billed	M	\$ 44,200.00	\$ 16,650.00	02/15/13			LPN LANDSCAPING & TREE SERVICE	S	LANDSCAPE & IRRIGATION MAINTENANCE AT AOELE ST/RODGERS BLVD	State Project Mgr.	Y
TRN102	B	as billed	M	\$ 1,800.00	\$ 50.00	02/15/13			LPN LANDSCAPING & TREE SERVICE	S	LANDSCAPE & IRRIGATION MAINTENANCE AT AOELE ST/RODGERS BLVD	State Project Mgr.	Y
TRN102	B	as billed	M	\$ 44,200.00	\$ 30,520.00	02/15/13			LPN LANDSCAPING & TREE SERVICE	S	LANDSCAPE & IRRIGATION MAINTENANCE AT AOELE ST/RODGERS BLVD	State Project Mgr.	Y
TRN102	B	as billed	M	\$ 1,800.00	\$ 1,800.00	02/15/13			LPN LANDSCAPING & TREE SERVICE	S	LANDSCAPE & IRRIGATION MAINTENANCE AT AOELE ST/RODGERS BLVD	State Project Mgr.	Y
TRN102	B	as billed	M	\$100,000.00	\$ 271.69	02/15/05			MACTEC ENGINEERING &	S	CIVIL ENGINEERING DESIGN SVCS MAINTENANCE AND REPAIR PROJECTS STATEWIDE	State Project Mgr.	Y
TRN102	B	as billed	M	\$375,000.00	\$ 27,904.14	02/14/07			MATSUNAGA, RICHARD &	S	DESIGN SUPPORT FOR MAINTENANCE PROJECTS HONOLULU INT'L AIRPORT CO1701-62	State Project Mgr.	Y
TRN102	B	as billed	M	\$400,000.00	\$125,638.00	01/31/07			MECHANICAL ENGINEERS OF	S	FIRE SPRINKLER SYSTEM IMPROVEMENTS HON INTL AIRPORT CO1605-42.	State Project Mgr.	Y

Department of Transportation-Airports Division  
Active Contracts as of December 1, 2014

Table 20

<u>Prog ID</u>	<u>MOF</u>	<u>Amount</u>	<u>(M/A/O)</u>	<u>Max Value</u>	<u>Outstanding Balance</u>	<u>Date Executed</u>	<u>From</u>	<u>To</u>	<u>Organization</u>	<u>E/L/P/C/G/S</u>	<u>Description</u>	<u>How Contract is Monitored</u>	<u>POS Y/N</u>
TRN102	B	as billed	M	\$208,452.25	\$ 240.00	08/18/09			NATIONAL FIRE PROTECTION CO.,	S	INSPECTION & MAINT SERVICES OF AIRPORT FIRE PROTECTION EQUIPMENT; HON IN	State Project Mgr.	Y
TRN102	B	as billed	M	\$ 2,547.75	\$ 1,297.75	08/18/09			NATIONAL FIRE PROTECTION CO.,	S	INSPECTION & MAINT SERVICES OF AIRPORT FIRE PROTECTION EQUIPMENT; HON IN	State Project Mgr.	Y
TRN102	B	as billed	M	\$208,452.25	\$ 9,423.17	08/18/09			NATIONAL FIRE PROTECTION CO.,	S	INSPECTION & MAINT SERVICES OF AIRPORT FIRE PROTECTION EQUIPMENT; HON IN	State Project Mgr.	Y
TRN102	B	as billed	M	\$ 2,547.75	\$ 2,547.75	08/18/09			NATIONAL FIRE PROTECTION CO.,	S	INSPECTION & MAINT SERVICES OF AIRPORT FIRE PROTECTION EQUIPMENT; HON IN	State Project Mgr.	Y
TRN102	B	as billed	M	\$212,598.10	\$ 93,562.74	08/23/12			NATIONAL FIRE PROTECTION CO.,	S	INSPECTION & MAINT SVCS OF AIRPORT FIRE PROTECTION EQUIPMENT, HON INTL	State Project Mgr.	Y
TRN102	B	as billed	M	\$ 8,401.90	\$ 8,401.90	08/23/12			NATIONAL FIRE PROTECTION CO.,	S	INSPECTION & MAINT SVCS OF AIRPORT FIRE PROTECTION EQUIPMENT, HON INTL	State Project Mgr.	Y
TRN102	B	as billed	M	\$225,441.70	\$ 71,466.79	08/23/12			NATIONAL FIRE PROTECTION CO.,	S	INSPECTION & MAINT SVCS OF AIRPORT FIRE PROTECTION EQUIPMENT, HON INTL	State Project Mgr.	Y
TRN102	B	as billed	M	\$ 50,000.00	\$ 2,904.94	08/23/12			NATIONAL FIRE PROTECTION CO.,	S	INSPECTION & MAINT SVCS OF AIRPORT FIRE PROTECTION EQUIPMENT, HON INTL	State Project Mgr.	Y
TRN102	B	as billed	M	\$225,441.70	\$185,541.10	08/23/12			NATIONAL FIRE PROTECTION CO.,	S	INSPECTION & MAINT SVCS OF AIRPORT FIRE PROTECTION EQUIPMENT, HON INTL	State Project Mgr.	Y
TRN102	B	as billed	M	\$ 19,174.62	\$ 19,174.62	08/23/12			NATIONAL FIRE PROTECTION CO.,	S	INSPECTION & MAINT SVCS OF AIRPORT FIRE PROTECTION EQUIPMENT, HON INTL	State Project Mgr.	Y
TRN102	B	as billed	M	\$234,680.00	\$ 59,243.80	04/22/13			NETWORK POWER SOLUTIONS, INC.	S	MAINTENANCE OF THE TELEPHONE SYSTEM, HONOLULU INTERNATIONAL AIRPORT	State Project Mgr.	Y
TRN102	B	as billed	M	\$ 20,320.00	\$ 20,320.00	04/22/13			NETWORK POWER SOLUTIONS, INC.	S	MAINTENANCE OF THE TELEPHONE SYSTEM, HONOLULU INTERNATIONAL AIRPORT	State Project Mgr.	Y
TRN102	B	as billed	M	\$234,680.00	\$169,710.96	04/22/13			NETWORK POWER SOLUTIONS, INC.	S	MAINTENANCE OF THE TELEPHONE SYSTEM, HONOLULU INTERNATIONAL AIRPORT	State Project Mgr.	Y
TRN102	B	as billed	M	\$ 23,320.00	\$ 23,320.00	04/22/13			NETWORK POWER SOLUTIONS, INC.	S	MAINTENANCE OF THE TELEPHONE SYSTEM, HONOLULU INTERNATIONAL AIRPORT	State Project Mgr.	Y

Department of Transportation-Airports Division  
Active Contracts as of December 1, 2014

Table 20

<u>Prog ID</u>	<u>MOF</u>	<u>Amount</u>	<u>(M/A/O)</u>	<u>Max Value</u>	<u>Outstanding Balance</u>	<u>Date Executed</u>	<u>From</u>	<u>To</u>	<u>Organization</u>	<u>E/L/P/C/ G/S</u>	<u>Description</u>	<u>How Contract is Monitored</u>	<u>POS Y/N</u>
TRN102	B	as billed	M	#####	\$674,648.96	08/05/11			OAHU AIR CONDITIONING SERVICE,	S	MAINTENANCE OF AIR CONDITIONING EQUIPMENT, HONOLULU INTERNATIONAL	State Project Mgr.	Y
TRN102	B	as billed	M	\$173,029.42	\$173,029.42	08/05/11			OAHU AIR CONDITIONING SERVICE,	S	MAINTENANCE OF AIR CONDITIONING EQUIPMENT, HONOLULU INTERNATIONAL	State Project Mgr.	Y
TRN102	B	as billed	M	#####	\$ 35,056.33	08/05/11			OAHU AIR CONDITIONING SERVICE,	S	MAINTENANCE OF AIR CONDITIONING EQUIPMENT, HONOLULU INTERNATIONAL	State Project Mgr.	Y
TRN102	B	as billed	M	\$173,029.42	\$173,029.42	08/05/11			OAHU AIR CONDITIONING SERVICE,	S	MAINTENANCE OF AIR CONDITIONING EQUIPMENT, HONOLULU INTERNATIONAL	State Project Mgr.	Y
TRN102	B	as billed	M	#####	\$278,127.82	08/05/11			OAHU AIR CONDITIONING SERVICE,	S	MAINTENANCE OF AIR CONDITIONING EQUIPMENT, HONOLULU INTERNATIONAL	State Project Mgr.	Y
TRN102	B	as billed	M	\$173,029.42	\$173,029.42	08/05/11			OAHU AIR CONDITIONING SERVICE,	S	MAINTENANCE OF AIR CONDITIONING EQUIPMENT, HONOLULU INTERNATIONAL	State Project Mgr.	Y
TRN102	B	as billed	M	\$711,923.00	\$ 22,199.62	03/15/07			OXFORD ELECTRONICS, INC.	S	MAINTENANCE OF PASSENGER LOADING BRIDGES & BAGGAGE HANDLING EQUIPMENT	State Project Mgr.	Y
TRN102	B	as billed	M	#####	\$ 99,587.15	03/15/07			OXFORD ELECTRONICS, INC.	S	MAINTENANCE OF PASSENGER LOADING BRIDGES & BAGGAGE HANDLING EQUIPMENT	State Project Mgr.	Y
TRN102	B	as billed	M	\$ 93,543.55	\$ 93,543.55	03/15/07			OXFORD ELECTRONICS, INC.	S	MAINTENANCE OF PASSENGER LOADING BRIDGES & BAGGAGE HANDLING EQUIPMENT	State Project Mgr.	Y
TRN102	B	as billed	M	#####	\$ 62,621.20	03/15/07			OXFORD ELECTRONICS, INC.	S	MAINTENANCE OF PASSENGER LOADING BRIDGES & BAGGAGE HANDLING EQUIPMENT	State Project Mgr.	Y
TRN102	B	as billed	M	\$ 93,543.55	\$ 93,543.55	03/15/07			OXFORD ELECTRONICS, INC.	S	MAINTENANCE OF PASSENGER LOADING BRIDGES & BAGGAGE HANDLING EQUIPMENT	State Project Mgr.	Y
TRN102	B	as billed	M	\$ 40,000.00	\$ 3,506.80	08/10/04			PACIFIC WIRELESS	S	MAINTENANCE OF 800 MHZ COMMUNICATION SYSTEM AT HON INT'L AIRPORT	State Project Mgr.	Y
TRN102	B	as billed	M	\$ 5,000.00	\$ 5,000.00	08/10/04			PACIFIC WIRELESS	S	MAINTENANCE OF 800 MHZ COMMUNICATION SYSTEM AT HON INT'L AIRPORT	State Project Mgr.	Y
TRN102	B	as billed	M	\$ 40,000.00	\$ 10,043.28	08/10/04			PACIFIC WIRELESS	S	MAINTENANCE OF 800 MHZ COMMUNICATION SYSTEM AT HON INT'L AIRPORT	State Project Mgr.	Y

Department of Transportation-Airports Division  
Active Contracts as of December 1, 2014

Table 20

<u>Prog ID</u>	<u>MOF</u>	<u>Amount</u>	<u>(M/A/O)</u>	<u>Max Value</u>	<u>Outstanding Balance</u>	<u>Date Executed</u>	<u>From</u>	<u>To</u>	<u>Organization</u>	<u>E/L/P/C/ G/S</u>	<u>Description</u>	<u>How Contract is Monitored</u>	<u>POS Y/N</u>
TRN102	B	as billed	M	\$ 5,000.00	\$ 5,000.00	08/10/04			PACIFIC WIRELESS	S	MAINTENANCE OF 800 MHZ COMMUNICATION SYSTEM AT HON INT'L AIRPORT	State Project Mgr.	Y
TRN102	B	as billed	M	\$ 4,846.68	\$ 1,027.85	03/14/08			PACIFIC WIRELESS	S	MAINTENANCE OF 800 MHZ COMMUNICATIONS SYSTEM HONOLULU INTERNATIONAL	State Project Mgr.	Y
TRN102	B	as billed	M	\$ 49,053.32	\$ 12,010.43	03/14/08			PACIFIC WIRELESS	S	MAINTENANCE OF 800 MHZ COMMUNICATIONS SYSTEM HONOLULU INTERNATIONAL	State Project Mgr.	Y
TRN102	B	as billed	M	\$ 4,846.68	\$ 4,846.68	03/14/08			PACIFIC WIRELESS	S	MAINTENANCE OF 800 MHZ COMMUNICATIONS SYSTEM HONOLULU INTERNATIONAL	State Project Mgr.	Y
TRN102	B	as billed	M	\$ 49,053.32	\$ 10,139.50	03/14/08			PACIFIC WIRELESS	S	MAINTENANCE OF 800 MHZ COMMUNICATIONS SYSTEM HONOLULU INTERNATIONAL	State Project Mgr.	Y
TRN102	B	as billed	M	\$ 4,846.68	\$ 4,846.68	03/14/08			PACIFIC WIRELESS	S	MAINTENANCE OF 800 MHZ COMMUNICATIONS SYSTEM HONOLULU INTERNATIONAL	State Project Mgr.	Y
TRN102	B	as billed	M	\$ 59,975.00	\$ 10,225.00	07/29/13			PACIFIC WIRELESS	S	MAINTENANCE OF 800 MHZ COMMUNICATION SYSTEM, HONOLULU INTERNATIONAL	State Project Mgr.	Y
TRN102	B	as billed	M	\$ 69,900.00	\$ 69,900.00	07/29/13			PACIFIC WIRELESS	S	MAINTENANCE OF 800 MHZ COMMUNICATION SYSTEM, HONOLULU INTERNATIONAL	State Project Mgr.	Y
TRN102	B	as billed	M	\$ 45,005.00	\$ 45,005.00	08/18/09			PARADISE LANDSCAPE MAINTENANCE	S	MAINTENANCE OF CULTURAL PONDS; HON AIRPORT IFB BO1908-73 (4/27/09).	State Project Mgr.	Y
TRN102	B	as billed	M	#####	\$406,077.78	12/20/12			ROBERT'S TOURS AND	S	OPERATION, MAINT AND MGT OF THE INTRA-AIRPORT PASSENGER TRANS SYS	State Project Mgr.	Y
TRN102	B	as billed	M	#####	#####	12/20/12			ROBERT'S TOURS AND	S	OPERATION, MAINT AND MGT OF THE INTRA-AIRPORT PASSENGER TRANS SYS	State Project Mgr.	Y
TRN102	B	as billed	M	\$128,612.64	\$128,612.64	12/20/12			ROBERT'S TOURS AND	S	OPERATION, MAINT AND MGT OF THE INTRA-AIRPORT PASSENGER TRANS SYS	State Project Mgr.	Y
TRN102	B	as billed	M	\$121,600.00	\$ 18,660.68	08/27/07			SDV TELECOMMUNICATIONS	S	MAINTENANCE OF THE AIRPORT TELEPHONE SYSTEM HONOLULU INTL AIRPORT	State Project Mgr.	Y
TRN102	B	as billed	M	\$ 12,400.00	\$ 12,400.00	08/27/07			SDV TELECOMMUNICATIONS	S	MAINTENANCE OF THE AIRPORT TELEPHONE SYSTEM HONOLULU INTL AIRPORT	State Project Mgr.	Y

Department of Transportation-Airports Division  
Active Contracts as of December 1, 2014

Table 20

<u>Prog ID</u>	<u>MOF</u>	<u>Amount</u>	<u>(M/A/O)</u>	<u>Max Value</u>	<u>Outstanding Balance</u>	<u>Date Executed</u>	<u>From</u>	<u>To</u>	<u>Organization</u>	<u>E/L/P/C/ G/S</u>	<u>Description</u>	<u>How Contract is Monitored</u>	<u>POS Y/N</u>
TRN102	B	as billed	M	\$ 43,000.00	\$ 34.00	08/27/07			SDV TELECOMMUNICATIONS	S	MAINTENANCE OF THE AIRPORT TELEPHONE SYSTEM HONOLULU INTL AIRPORT	State Project Mgr.	Y
TRN102	B	as billed	M	\$121,600.00	\$ 3,025.00	08/27/07			SDV TELECOMMUNICATIONS	S	MAINTENANCE OF THE AIRPORT TELEPHONE SYSTEM HONOLULU INTL AIRPORT	State Project Mgr.	Y
TRN102	B	as billed	M	\$ 12,400.00	\$ 12,400.00	08/27/07			SDV TELECOMMUNICATIONS	S	MAINTENANCE OF THE AIRPORT TELEPHONE SYSTEM HONOLULU INTL AIRPORT	State Project Mgr.	Y
TRN102	B	as billed	M	\$121,600.00	\$121,600.00	08/27/07			SDV TELECOMMUNICATIONS	S	MAINTENANCE OF THE AIRPORT TELEPHONE SYSTEM HONOLULU INTL AIRPORT	State Project Mgr.	Y
TRN102	B	as billed	M	\$ 12,400.00	\$ 12,400.00	08/27/07			SDV TELECOMMUNICATIONS	S	MAINTENANCE OF THE AIRPORT TELEPHONE SYSTEM HONOLULU INTL AIRPORT	State Project Mgr.	Y
TRN102	B	as billed	M	\$112,000.00	\$ 10,000.00	02/25/03			SDV TELECOMMUNICATIONS, INC.	S	MAINTENANCE OF AIRPORT TELEPHONE SYSTEM AT HIA.	State Project Mgr.	Y
TRN102	B	as billed	M	\$ 11,200.00	\$ 11,200.00	02/25/03			SDV TELECOMMUNICATIONS, INC.	S	MAINTENANCE OF AIRPORT TELEPHONE SYSTEM AT HIA.	State Project Mgr.	Y
TRN102	B	as billed	M	\$112,000.00	\$ 10,000.00	02/25/03			SDV TELECOMMUNICATIONS, INC.	S	MAINTENANCE OF AIRPORT TELEPHONE SYSTEM AT HIA.	State Project Mgr.	Y
TRN102	B	as billed	M	\$ 11,200.00	\$ 9,324.22	02/25/03			SDV TELECOMMUNICATIONS, INC.	S	MAINTENANCE OF AIRPORT TELEPHONE SYSTEM AT HIA.	State Project Mgr.	Y
TRN102	B	as billed	M	\$112,000.00	\$ 12,550.00	02/25/03			SDV TELECOMMUNICATIONS, INC.	S	MAINTENANCE OF AIRPORT TELEPHONE SYSTEM AT HIA.	State Project Mgr.	Y
TRN102	B	as billed	M	\$ 11,200.00	\$ 10,317.28	02/25/03			SDV TELECOMMUNICATIONS, INC.	S	MAINTENANCE OF AIRPORT TELEPHONE SYSTEM AT HIA.	State Project Mgr.	Y
TRN102	B	as billed	M	\$570,000.00	\$ 14,173.30	06/30/10			SEGAWA, WESLEY R. AND	S	DESIGN SERVICES FOR VARIOUS MAINTENANCE& REPAIR PROJECTS, VAR AIRPORTS S	State Project Mgr.	Y
TRN102	B	as billed	M	\$200,000.00	\$200,000.00	06/30/10			SEGAWA, WESLEY R. AND	S	CONSTRUCTION MANAGEMENT SERVICES FOR MAINTENANCE & REPAIRS PROJECTS VARI	State Project Mgr.	Y
TRN102	B	as billed	M	\$137,000.00	\$ 17,969.20	05/14/13			SMALT & COMPANY, INC.	S	SHORELINE CLEANUP. HONOLULU INT'L AIRPORT. B01333-73	State Project Mgr.	Y
TRN102	B	as billed	M	\$ 13,700.00	\$ 13,700.00	05/14/13			SMALT & COMPANY, INC.	S	SHORELINE CLEANUP. HONOLULU INT'L AIRPORT. B01333-73	State Project Mgr.	Y

Department of Transportation-Airports Division  
Active Contracts as of December 1, 2014

Table 20

<u>Prog ID</u>	<u>MOF</u>	<u>Amount</u>	<u>(M/A/O)</u>	<u>Max Value</u>	<u>Outstanding Balance</u>	<u>Date Executed</u>	<u>From</u>	<u>To</u>	<u>Organization</u>	<u>E/L/P/C/ G/S</u>	<u>Description</u>	<u>How Contract is Monitored</u>	<u>POS Y/N</u>
TRN102	B	as billed	M	\$137,000.00	\$107,750.00	05/14/13			SMALT & COMPANY, INC.	S	SHORELINE CLEANUP. HONOLULU INT'L AIRPORT. B01333-73	State Project Mgr.	Y
TRN102	B	as billed	M	\$ 13,700.00	\$ 13,700.00	05/14/13			SMALT & COMPANY, INC.	S	SHORELINE CLEANUP. HONOLULU INT'L AIRPORT. B01333-73	State Project Mgr.	Y
TRN102	B	as billed	M	\$ 39,522.20	\$ 7,133.97	08/26/10			STRAUB CLINIC & HOSPITAL	S	FURNISHING ANNUAL AIPOPT FIREFIGHTER MEDICAL EXAMINATIONS HONLULU/KALAE	State Project Mgr.	Y
TRN102	B	as billed	M	\$ 50,202.40	\$ 40,038.34	08/26/10			STRAUB CLINIC & HOSPITAL	S	FURNISHING ANNUAL AIPOPT FIREFIGHTER MEDICAL EXAMINATIONS HONLULU/KALAE	State Project Mgr.	Y
TRN102	B	as billed	M	\$ 52,044.25	\$ 28,214.81	08/26/10			STRAUB CLINIC & HOSPITAL	S	FURNISHING ANNUAL AIPOPT FIREFIGHTER MEDICAL EXAMINATIONS HONLULU/KALAE	State Project Mgr.	Y
TRN102	B	as billed	M	\$167,956.00	\$167,956.00	10/02/14			TEAM EAGLE INC.	S	FURNISHING & DELIVERING OF ONE HARD STAND SCRUBBER, HNL INT'L APT.	State Project Mgr.	Y
TRN102	B	as billed	M	\$330,000.00	\$ 32,960.18	10/05/11			TED'S WIRING SERVICE, LTD.	S	REPLACE LIGHTING & AUDIO VISUAL CONTROL SYST AT IIT CONFERENCE CENTER	State Project Mgr.	Y
TRN102	B	as billed	M	\$470,000.00	\$ 15,202.00	08/13/10			TM DESIGNERS, INC.	S	CONSTRUCTION MANAGEMENT SVCES FOR MAINTENANCE & REPAIR PROJECTS VARIOUS	State Project Mgr.	Y
TRN102	B	as billed	M	\$250,000.00	\$ 32,233.63	06/30/10			TOWILL, R. M. CORPORATION	S	DESIGN SERVICES FOR VAR MAINTENANCE & REPAIR PROJECTS VAR AIRPORTS S/W C	State Project Mgr.	Y
TRN102	B	as billed	M	\$200,000.00	\$ 4,984.08	06/30/10			TOWILL, R. M. CORPORATION	S	CONSTRUCTION MANAGEMENT SERVICES FOR MAINT & REPAIR PROJECTS VARIOUS AIR	State Project Mgr.	Y
TRN102	B	as billed	M	\$ 64,750.00	\$ 40,051.02	02/11/05			TOWILL, SHIGEOKA & ASSOCIATES,	S	TOPOGRAPHIC MAPS FOR MAINTENANCE & REPAIR PROJECTS STATEWIDE	State Project Mgr.	Y
TRN102	B	as billed	M	\$ 5,250.00	\$ 624.48	02/11/05			TOWILL, SHIGEOKA & ASSOCIATES,	S	TOPOGRAPHIC MAPS FOR MAINTENANCE & REPAIR PROJECTS STATEWIDE	State Project Mgr.	Y
TRN102	E	as billed	M	#####	\$ 47,923.04	10/19/07			TRITON MARINE CONSTRUCTION	S	AIRFIELED ELECTRICAL UNIT HON INTNL AIRPORT AO1098-17.	State Project Mgr.	Y
TRN104	B	as billed	M	\$ 1,450.00	\$ 0.04	08/12/10			AED INSTITUTE OF AMERICA, INC.	S	MAINTENANCE/SUPPORT SVC FOR STATE AIRPORTS PAD/AED PROGRAMS, VARIOUS	State Project Mgr.	Y
TRN104	B	as billed	M	\$ 85,953.00	\$ 6,556.57	09/15/04			DOONWOOD ENGINEERING, INC.	S	SECURITY IMPR. FOR WATER SYSTEM AT DILLINGHAM AIRFIELD	State Project Mgr.	Y
TRN104	B	as billed	M	\$ 4,047.00	\$ 4,047.00	09/15/04			DOONWOOD ENGINEERING, INC.	S	SECURITY IMPR. FOR WATER SYSTEM AT DILLINGHAM AIRFIELD	State Project Mgr.	Y

Department of Transportation-Airports Division  
Active Contracts as of December 1, 2014

Table 20

<u>Prog ID</u>	<u>MOF</u>	<u>Amount</u>	<u>(M/A/O)</u>	<u>Max Value</u>	<u>Outstanding Balance</u>	<u>Date Executed</u>	<u>From</u>	<u>To</u>	<u>Organization</u>	<u>E/L/P/C/ G/S</u>	<u>Description</u>	<u>How Contract is Monitored</u>	<u>POS Y/N</u>
TRN104	B	as billed	M	\$ 94,035.00	\$ 94,035.00	08/18/09			DOONWOOD ENGINEERING, INC.	S	MONITORING & MAINTENANCE OF WATER SYSTEM-KALAELOA AIRPORT	State Project Mgr.	Y
TRN104	B	as billed	M	\$ 536.00	\$ 536.00	08/18/09			NATIONAL FIRE PROTECTION CO.,	S	INSPECTION & MAINT SERVICES OF AIRPORT FIRE PROTECTION EQUIPMENT; HON IN	State Project Mgr.	Y
TRN104	B	as billed	M	\$ 536.00	\$ 536.00	08/18/09			NATIONAL FIRE PROTECTION CO.,	S	INSPECTION & MAINT SERVICES OF AIRPORT FIRE PROTECTION EQUIPMENT; HON IN	State Project Mgr.	Y
TRN104	B	as billed	M	\$ 6,000.00	\$ 4,192.00	08/18/09			NATIONAL FIRE PROTECTION CO.,	S	INSPECTION & MAINT SERVICES OF AIRPORT FIRE PROTECTION EQUIPMENT; HON IN	State Project Mgr.	Y
TRN104	B	as billed	M	\$ 8,479.00	\$ 6,332.00	08/18/09			NATIONAL FIRE PROTECTION CO.,	S	INSPECTION & MAINT SERVICES OF AIRPORT FIRE PROTECTION EQUIPMENT; HON IN	State Project Mgr.	Y
TRN104	B	as billed	M	\$ 536.00	\$ 536.00	08/18/09			NATIONAL FIRE PROTECTION CO.,	S	INSPECTION & MAINT SERVICES OF AIRPORT FIRE PROTECTION EQUIPMENT; HON IN	State Project Mgr.	Y
TRN104	B	as billed	M	\$ 6,497.00	\$ 4,314.00	08/23/12			NATIONAL FIRE PROTECTION CO.,	S	INSPECTION & MAINT SVCS OF AIRPORT FIRE PROTECTION EQUIPMENT, HON INTL	State Project Mgr.	Y
TRN104	B	as billed	M	\$ 500.00	\$ 500.00	08/23/12			NATIONAL FIRE PROTECTION CO.,	S	INSPECTION & MAINT SVCS OF AIRPORT FIRE PROTECTION EQUIPMENT, HON INTL	State Project Mgr.	Y
TRN104	B	as billed	M	\$ 6,602.50	\$ 3,890.50	08/23/12			NATIONAL FIRE PROTECTION CO.,	S	INSPECTION & MAINT SVCS OF AIRPORT FIRE PROTECTION EQUIPMENT, HON INTL	State Project Mgr.	Y
TRN104	B	as billed	M	\$ 1,400.50	\$ 1,400.50	08/23/12			NATIONAL FIRE PROTECTION CO.,	S	INSPECTION & MAINT SVCS OF AIRPORT FIRE PROTECTION EQUIPMENT, HON INTL	State Project Mgr.	Y
TRN104	B	as billed	M	\$ 6,992.00	\$ 5,664.00	08/23/12			NATIONAL FIRE PROTECTION CO.,	S	INSPECTION & MAINT SVCS OF AIRPORT FIRE PROTECTION EQUIPMENT, HON INTL	State Project Mgr.	Y
TRN104	B	as billed	M	\$ 2,000.00	\$ 2,000.00	08/23/12			NATIONAL FIRE PROTECTION CO.,	S	INSPECTION & MAINT SVCS OF AIRPORT FIRE PROTECTION EQUIPMENT, HON INTL	State Project Mgr.	Y
TRN104	B	as billed	M	\$ 7,217.50	\$ 5,640.50	08/23/12			NATIONAL FIRE PROTECTION CO.,	S	INSPECTION & MAINT SVCS OF AIRPORT FIRE PROTECTION EQUIPMENT, HON INTL	State Project Mgr.	Y
TRN104	B	as billed	M	\$ 2,790.50	\$ 2,790.50	08/23/12			NATIONAL FIRE PROTECTION CO.,	S	INSPECTION & MAINT SVCS OF AIRPORT FIRE PROTECTION EQUIPMENT, HON INTL	State Project Mgr.	Y



Department of Transportation-Airports Division  
Active Contracts as of December 1, 2014

Table 20

<u>Prog ID</u>	<u>MOF</u>	<u>Amount</u>	<u>(M/A/O)</u>	<u>Max Value</u>	<u>Outstanding Balance</u>	<u>Date Executed</u>	<u>From</u>	<u>To</u>	<u>Organization</u>	<u>E/L/P/C/ G/S</u>	<u>Description</u>	<u>How Contract is Monitored</u>	<u>POS Y/N</u>
TRN104	B	as billed	M	\$ 6,992.00	\$ 6,009.00	08/23/12			NATIONAL FIRE PROTECTION CO.,	S	INSPECTION & MAINT SVCS OF AIRPORT FIRE PROTECTION EQUIPMENT, HON INTL	State Project Mgr.	Y
TRN104	B	as billed	M	\$ 2,000.00	\$ 2,000.00	08/23/12			NATIONAL FIRE PROTECTION CO.,	S	INSPECTION & MAINT SVCS OF AIRPORT FIRE PROTECTION EQUIPMENT, HON INTL	State Project Mgr.	Y
TRN104	B	as billed	M	\$ 7,217.50	\$ 6,400.50	08/23/12			NATIONAL FIRE PROTECTION CO.,	S	INSPECTION & MAINT SVCS OF AIRPORT FIRE PROTECTION EQUIPMENT, HON INTL	State Project Mgr.	Y
TRN104	B	as billed	M	\$ 2,790.50	\$ 2,790.50	08/23/12			NATIONAL FIRE PROTECTION CO.,	S	INSPECTION & MAINT SVCS OF AIRPORT FIRE PROTECTION EQUIPMENT, HON INTL	State Project Mgr.	Y
TRN104	B	as billed	M	\$436,585.03	\$365,316.99	09/16/13			OCEANIC COMPANIES, INC.	S	JET-A FUEL TANK INSTALLATION, KALAELOA AIRPORT, CO4320-43	State Project Mgr.	Y
TRN104	B	as billed	M	\$ 43,658.97	\$ 43,658.97	09/16/13			OCEANIC COMPANIES, INC.	S	JET-A FUEL TANK INSTALLATION, KALAELOA AIRPORT, CO4320-43	State Project Mgr.	Y
TRN104	B	as billed	M	\$ 87,636.27	\$ 87,636.27	09/16/13			OCEANIC COMPANIES, INC.	S	JET-A FUEL TANK INSTALLATION, KALAELOA AIRPORT, CO4320-43	State Project Mgr.	Y
TRN104	B	as billed	M	\$437,000.00	\$176,994.71	11/22/11			OKAHARA & ASSOCIATES, INC.	S	DESIGN OF UTILITY IMPROVEMENTS, KALAELOA AIRPORT, CO4101-42	State Project Mgr.	Y
TRN104	B	as billed	M	\$ 10,000.00	\$ 4,145.55	11/22/11			OKAHARA & ASSOCIATES, INC.	S	DESIGN OF UTILITY IMPROVEMENTS, KALAELOA AIRPORT, CO4101-42	State Project Mgr.	Y
TRN104	N	as billed	M	\$639,655.00	\$231,958.00	11/22/11			OKAHARA & ASSOCIATES, INC.	S	DESIGN OF UTILITY IMPROVEMENTS, KALAELOA AIRPORT, CO4101-42	State Project Mgr.	Y
TRN104	B	as billed	M	\$424,670.90	\$424,670.90	10/21/14			ROAD BUILDERS CORPORATION	S	REPAVE ROADWAY & PARKING LOT, KALAELOA AIRPORT. CO4420-33	State Project Mgr.	Y
TRN104	B	as billed	M	\$ 42,466.10	\$ 42,466.10	10/21/14			ROAD BUILDERS CORPORATION	S	REPAVE ROADWAY & PARKING LOT, KALAELOA AIRPORT. CO4420-33	State Project Mgr.	Y
TRN104	B	as billed	M	\$ 17,125.70	\$ 3,685.40	08/26/10			STRAUB CLINIC & HOSPITAL	S	FURNISHING ANNUAL AIPORT FIREFIGHTER MEDICAL EXAMINATIONS HONLULU/KALAELOA	State Project Mgr.	Y
TRN104	B	as billed	M	\$ 21,470.60	\$ 16,389.45	08/26/10			STRAUB CLINIC & HOSPITAL	S	FURNISHING ANNUAL AIPORT FIREFIGHTER MEDICAL EXAMINATIONS HONLULU/KALAELOA	State Project Mgr.	Y
TRN104	B	as billed	M	\$ 22,110.40	\$ 13,102.94	08/26/10			STRAUB CLINIC & HOSPITAL	S	FURNISHING ANNUAL AIPORT FIREFIGHTER MEDICAL EXAMINATIONS HONLULU/KALAELOA	State Project Mgr.	Y
TRN104	B	as billed	M	\$ 18,500.00	\$ 766.00	02/11/05			TOWILL, SHIGEOKA & ASSOCIATES,	S	TOPOGRAPHIC MAPS FOR MAINTENANCE & REPAIR PROJECTS STATEWIDE	State Project Mgr.	Y
TRN111	B	as billed	M	\$ 4,098.69	\$ 4,098.69	03/07/05			AECOM TECHNICAL SERVICES, INC.	S	CONSTRUCTION MGT SUPPORT FOR VARIOUS MAINT & REPAIR PROJECTS STATEWIDE	State Project Mgr.	Y

Department of Transportation-Airports Division  
Active Contracts as of December 1, 2014

Table 20

<u>Prog ID</u>	<u>MOF</u>	<u>Amount</u>	<u>(M/A/O)</u>	<u>Max Value</u>	<u>Outstanding Balance</u>	<u>Date Executed</u>	<u>From</u>	<u>To</u>	<u>Organization</u>	<u>E/L/P/C/ G/S</u>	<u>Description</u>	<u>How Contract is Monitored</u>	<u>POS Y/N</u>
TRN111	B	as billed	M	\$ 4,000.00	\$ 4,000.00	03/07/05			AECOM TECHNICAL SERVICES, INC.	S	CONSTRUCTION MGT SUPPORT FOR VARIOUS MAINT & REPAIR PROJECTS STATEWIDE	State Project Mgr.	Y
TRN111	B	as billed	M	\$ 40.99	\$ 40.99	03/07/05			AECOM TECHNICAL SERVICES, INC.	S	CONSTRUCTION MGT SUPPORT FOR VARIOUS MAINT & REPAIR PROJECTS STATEWIDE	State Project Mgr.	Y
TRN111	B	as billed	M	\$ 90,000.00	\$ 90,000.00	09/26/05			AECOM TECHNICAL SERVICES, INC.	S	STATEWIDE ENVIRONMENTAL IMPROVEMENTS PROJECT#CS1503-61.	State Project Mgr.	Y
TRN111	B	as billed	M	\$ 10,000.00	\$ 10,000.00	09/26/05			AECOM TECHNICAL SERVICES, INC.	S	STATEWIDE ENVIRONMENTAL IMPROVEMENTS PROJECT#CS1503-61.	State Project Mgr.	Y
TRN111	B	as billed	O	\$ 80,624.48	\$ 80,624.48	06/20/13			ALLIED MACHINERY CORP.	G	FURNISH & DELIVER ONE TRACTOR WITH ROTARY CUTTING ATTACHMENT HILO AIRPOR	State Project Mgr.	N
TRN111	B	as billed	M	\$ 30,000.00	\$ 30,000.00	10/22/14			AMERICAN ELECTRIC COMPANY, LLC	S	MAINTENANCE OF ELECTRICAL EQUIPMENT HILO INTL AIRPORT JOB#BH1424-53	State Project Mgr.	Y
TRN111	B	as billed	M	\$ 10,000.00	\$ 10,000.00	10/22/14			AMERICAN ELECTRIC COMPANY, LLC	S	MAINTENANCE OF ELECTRICAL EQUIPMENT HILO INTL AIRPORT JOB#BH1424-53	State Project Mgr.	Y
TRN111	B	as billed	M	\$ 50,000.00	\$ 50,000.00	10/22/14			AMERICAN ELECTRIC COMPANY, LLC	S	MAINTENANCE OF ELECTRICAL EQUIPMENT HILO INTL AIRPORT JOB#BH1424-53	State Project Mgr.	Y
TRN111	B	as billed	M	\$ 10,000.00	\$ 10,000.00	10/22/14			AMERICAN ELECTRIC COMPANY, LLC	S	MAINTENANCE OF ELECTRICAL EQUIPMENT HILO INTL AIRPORT JOB#BH1424-53	State Project Mgr.	Y
TRN111	B	as billed	M	\$ 12,865.00	\$ 12,865.00	10/22/14			AMERICAN ELECTRIC COMPANY, LLC	S	MAINTENANCE OF ELECTRICAL EQUIPMENT HILO INTL AIRPORT JOB#BH1424-53	State Project Mgr.	Y
TRN111	B	as billed	M	\$ 11,286.00	\$ 11,286.00	10/22/14			AMERICAN ELECTRIC COMPANY, LLC	S	MAINTENANCE OF ELECTRICAL EQUIPMENT HILO INTL AIRPORT JOB#BH1424-53	State Project Mgr.	Y
TRN111	B	as billed	M	\$ 13,390.00	\$ 13,390.00	03/12/13			AQUA ENGINEERS, INC.	S	OPERATING & MAINTAINING WASTEWATER TREATMENT PLANT-HILO INTL AIRPORT	State Project Mgr.	Y
TRN111	B	as billed	M	\$133,902.00	\$ 76,549.57	03/12/13			AQUA ENGINEERS, INC.	S	OPERATING & MAINTAINING WASTEWATER TREATMENT PLANT-HILO INTL AIRPORT	State Project Mgr.	Y
TRN111	B	as billed	M	\$ 13,390.00	\$ 13,390.00	03/12/13			AQUA ENGINEERS, INC.	S	OPERATING & MAINTAINING WASTEWATER TREATMENT PLANT-HILO INTL AIRPORT	State Project Mgr.	Y

Department of Transportation-Airports Division  
Active Contracts as of December 1, 2014

Table 20

<u>Prog ID</u>	<u>MOF</u>	<u>Amount</u>	<u>(M/A/O)</u>	<u>Max Value</u>	<u>Outstanding Balance</u>	<u>Date Executed</u>	<u>From</u>	<u>To</u>	<u>Organization</u>	<u>E/L/P/C/G/S</u>	<u>Description</u>	<u>How Contract is Monitored</u>	<u>POS Y/N</u>
TRN111	B	as billed	M	\$133,902.00	\$133,902.00	03/12/13			AQUA ENGINEERS, INC.	S	OPERATING & MAINTAINING WASTEWATER TREATMENT PLANT-HILO INTL AIRPORT	State Project Mgr.	Y
TRN111	B	as billed	M	\$ 13,390.00	\$ 13,390.00	03/12/13			AQUA ENGINEERS, INC.	S	OPERATING & MAINTAINING WASTEWATER TREATMENT PLANT-HILO INTL AIRPORT	State Project Mgr.	Y
TRN111	B	as billed	M	\$449,800.00	\$265,116.73	09/09/13			COMMERCIAL ELECTRIC, INC.	S	APRON LIGHT POLE REPAIR HILO INTERNATIONAL AIRPORT JOB#CH132-53.	State Project Mgr.	Y
TRN111	B	as billed	M	\$ 44,980.00	\$ 44,980.00	09/09/13			COMMERCIAL ELECTRIC, INC.	S	APRON LIGHT POLE REPAIR HILO INTERNATIONAL AIRPORT JOB#CH132-53.	State Project Mgr.	Y
TRN111	B	as billed	M	\$100,245.00	\$100,245.00	08/27/14			DOWNING, D. L.	S	FUEL DISPENSER REPLACEMENT HILO INTL AIRPORT CH1422-43	State Project Mgr.	Y
TRN111	B	as billed	M	\$ 10,000.00	\$ 10,000.00	08/27/14			DOWNING, D. L.	S	FUEL DISPENSER REPLACEMENT HILO INTL AIRPORT CH1422-43	State Project Mgr.	Y
TRN111	B	as billed	M	\$315,535.00	\$ 31.52	09/29/05			GLOVER, JAS. W., LTD.	S	TAXIWAYS & RAMPS PAVEMENT REPAIRS-HILO INT'L AIRPORT	State Project Mgr.	Y
TRN111	B	as billed	M	\$550,000.00	\$ 4,539.33	09/29/05			GLOVER, JAS. W., LTD.	S	TAXIWAYS & RAMPS PAVEMENT REPAIRS-HILO INT'L AIRPORT	State Project Mgr.	Y
TRN111	N	as billed	M	\$276,886.00	\$ 12,438.00	09/29/05			GLOVER, JAS. W., LTD.	S	TAXIWAYS & RAMPS PAVEMENT REPAIRS-HILO INT'L AIRPORT	State Project Mgr.	Y
TRN111	B	as billed	M	\$ 6,611.17	\$ 4,087.27	01/18/08			HEIDE & COOK LTD	S	MAINTENANCE OF THE AIR CONDITIONING EQUIPMENT-HILO INTL AIRPORT	State Project Mgr.	Y
TRN111	B	as billed	M	\$ 38,386.49	\$ 37,267.15	01/06/11			HEIDE & COOK, LLC	S	MAINTENANCE OF AIR CONDITIONING EQUIPMENT-HILO INTERNATIONAL AIRPORT	State Project Mgr.	Y
TRN111	B	as billed	M	\$ 7,412.03	\$ 7,412.03	01/06/11			HEIDE & COOK, LLC	S	MAINTENANCE OF AIR CONDITIONING EQUIPMENT-HILO INTERNATIONAL AIRPORT	State Project Mgr.	Y
TRN111	B	as billed	M	\$ 71,287.03	\$ 32,505.17	01/06/11			HEIDE & COOK, LLC	S	MAINTENANCE OF AIR CONDITIONING EQUIPMENT-HILO INTERNATIONAL AIRPORT	State Project Mgr.	Y
TRN111	B	as billed	M	\$ 7,412.97	\$ 7,412.97	01/06/11			HEIDE & COOK, LLC	S	MAINTENANCE OF AIR CONDITIONING EQUIPMENT-HILO INTERNATIONAL AIRPORT	State Project Mgr.	Y
TRN111	B	as billed	M	\$316,370.00	\$ 1,976.00	09/08/06			ISLAND SIGNAL & SOUND, INC.	S	UPGRADE PUBLIC ADDRESS SYSTEM-HILO INT'L AIRPORT PROJECT#CH1602-53.	State Project Mgr.	Y
TRN111	B	as billed	M	\$116,128.00	\$ 19,000.40	05/25/10			ISLAND SIGNAL & SOUND, INC.	S	MAINTENANCE OF PUBLIC ADDRESS SYSTEM-HILO INTL AIRPORT	State Project Mgr.	Y

Department of Transportation-Airports Division  
Active Contracts as of December 1, 2014

Table 20

<u>Prog ID</u>	<u>MOF</u>	<u>Amount</u>	<u>(M/A/O)</u>	<u>Max Value</u>	<u>Outstanding Balance</u>	<u>Date Executed</u>	<u>From</u>	<u>To</u>	<u>Organization</u>	<u>E/L/P/C/ G/S</u>	<u>Description</u>	<u>How Contract is Monitored</u>	<u>POS Y/N</u>
TRN111	B	as billed	M	\$ 10,872.00	\$ 10,872.00	05/25/10			ISLAND SIGNAL & SOUND, INC.	S	MAINTENANCE OF PUBLIC ADDRESS SYSTEM-HILO INTL AIRPORT	State Project Mgr.	Y
TRN111	B	as billed	M	\$116,128.00	\$ 19,000.00	05/25/10			ISLAND SIGNAL & SOUND, INC.	S	MAINTENANCE OF PUBLIC ADDRESS SYSTEM-HILO INTL AIRPORT	State Project Mgr.	Y
TRN111	B	as billed	M	\$ 10,872.00	\$ 10,872.00	05/25/10			ISLAND SIGNAL & SOUND, INC.	S	MAINTENANCE OF PUBLIC ADDRESS SYSTEM-HILO INTL AIRPORT	State Project Mgr.	Y
TRN111	B	as billed	M	\$ 75,040.00	\$ 1,270.71	04/30/12			ISLAND SIGNAL & SOUND, INC.	S	MAINTENANCE OF VIDEO MONITORING & ACCESS CONTROL SYSTEM HILO INTL AIRPOR	State Project Mgr.	Y
TRN111	B	as billed	M	\$ 7,500.00	\$ 7,500.00	04/30/12			ISLAND SIGNAL & SOUND, INC.	S	MAINTENANCE OF VIDEO MONITORING & ACCESS CONTROL SYSTEM HILO INTL AIRPOR	State Project Mgr.	Y
TRN111	B	as billed	M	\$ 75,040.00	\$ 14,620.00	04/30/12			ISLAND SIGNAL & SOUND, INC.	S	MAINTENANCE OF VIDEO MONITORING & ACCESS CONTROL SYSTEM HILO INTL AIRPOR	State Project Mgr.	Y
TRN111	B	as billed	M	\$ 7,500.00	\$ 7,500.00	04/30/12			ISLAND SIGNAL & SOUND, INC.	S	MAINTENANCE OF VIDEO MONITORING & ACCESS CONTROL SYSTEM HILO INTL AIRPOR	State Project Mgr.	Y
TRN111	B	as billed	M	\$ 75,040.00	\$ 64,970.00	04/30/12			ISLAND SIGNAL & SOUND, INC.	S	MAINTENANCE OF VIDEO MONITORING & ACCESS CONTROL SYSTEM HILO INTL AIRPOR	State Project Mgr.	Y
TRN111	B	as billed	M	\$ 7,500.00	\$ 7,500.00	04/30/12			ISLAND SIGNAL & SOUND, INC.	S	MAINTENANCE OF VIDEO MONITORING & ACCESS CONTROL SYSTEM HILO INTL AIRPOR	State Project Mgr.	Y
TRN111	B	as billed	M	\$162,000.00	\$ 22,350.00	05/23/13			ISLAND SIGNAL & SOUND, INC.	S	MAINT. OF PUBLIC ADDRESS & FLIGHT INFORMATION SYSTEM HILO INTL AIRPORT	State Project Mgr.	Y
TRN111	B	as billed	M	\$ 15,000.00	\$ 15,000.00	05/23/13			ISLAND SIGNAL & SOUND, INC.	S	MAINT. OF PUBLIC ADDRESS & FLIGHT INFORMATION SYSTEM HILO INTL AIRPORT	State Project Mgr.	Y
TRN111	B	as billed	M	\$162,000.00	\$138,725.00	05/23/13			ISLAND SIGNAL & SOUND, INC.	S	MAINT. OF PUBLIC ADDRESS & FLIGHT INFORMATION SYSTEM HILO INTL AIRPORT	State Project Mgr.	Y
TRN111	B	as billed	M	\$ 15,000.00	\$ 15,000.00	05/23/13			ISLAND SIGNAL & SOUND, INC.	S	MAINT. OF PUBLIC ADDRESS & FLIGHT INFORMATION SYSTEM HILO INTL AIRPORT	State Project Mgr.	Y
TRN111	B	as billed	M	\$ 16,640.00	\$ 4,180.86	06/17/09			KONE, INC.	S	MAINTENANCE OF ELEVATORS & ESCALATORS HILO INTL AIRPORT	State Project Mgr.	Y
TRN111	B	as billed	M	\$ 1,710.00	\$ 1,710.00	06/17/09			KONE, INC.	S	MAINTENANCE OF ELEVATORS & ESCALATORS HILO INTL AIRPORT	State Project Mgr.	Y
TRN111	B	as billed	M	\$ 16,640.00	\$ 3,891.11	06/17/09			KONE, INC.	S	MAINTENANCE OF ELEVATORS & ESCALATORS HILO INTL AIRPORT	State Project Mgr.	Y

Department of Transportation-Airports Division  
Active Contracts as of December 1, 2014

Table 20

<u>Prog ID</u>	<u>MOF</u>	<u>Amount</u>	<u>(M/A/O)</u>	<u>Max Value</u>	<u>Outstanding Balance</u>	<u>Date Executed</u>	<u>From</u>	<u>To</u>	<u>Organization</u>	<u>E/L/P/C/G/S</u>	<u>Description</u>	<u>How Contract is Monitored</u>	<u>POS Y/N</u>
TRN111	B	as billed	M	\$ 1,710.00	\$ 1,710.00	06/17/09			KONE, INC.	S	MAINTENANCE OF ELEVATORS & ESCALATORS HILO INTL AIRPORT	State Project Mgr.	Y
TRN111	B	as billed	M	\$ 16,640.00	\$ 2,732.12	06/17/09			KONE, INC.	S	MAINTENANCE OF ELEVATORS & ESCALATORS HILO INTL AIRPORT	State Project Mgr.	Y
TRN111	B	as billed	M	\$ 1,710.00	\$ 1,710.00	06/17/09			KONE, INC.	S	MAINTENANCE OF ELEVATORS & ESCALATORS HILO INTL AIRPORT	State Project Mgr.	Y
TRN111	B	as billed	M	\$ 55,320.00	\$ 25,680.00	03/27/12			KONE, INC.	S	MAINTENANCE OF ELEVATORS & ESCALATORS HILO INTL AIRPORT BH 1203-43.	State Project Mgr.	Y
TRN111	B	as billed	M	\$ 5,680.00	\$ 5,680.00	03/27/12			KONE, INC.	S	MAINTENANCE OF ELEVATORS & ESCALATORS HILO INTL AIRPORT BH 1203-43.	State Project Mgr.	Y
TRN111	B	as billed	M	\$ 55,320.00	\$ 23,210.00	03/27/12			KONE, INC.	S	MAINTENANCE OF ELEVATORS & ESCALATORS HILO INTL AIRPORT BH 1203-43.	State Project Mgr.	Y
TRN111	B	as billed	M	\$ 5,680.00	\$ 5,680.00	03/27/12			KONE, INC.	S	MAINTENANCE OF ELEVATORS & ESCALATORS HILO INTL AIRPORT BH 1203-43.	State Project Mgr.	Y
TRN111	B	as billed	M	\$ 55,320.00	\$ 45,440.00	03/27/12			KONE, INC.	S	MAINTENANCE OF ELEVATORS & ESCALATORS HILO INTL AIRPORT BH 1203-43.	State Project Mgr.	Y
TRN111	B	as billed	M	\$ 5,680.00	\$ 5,680.00	03/27/12			KONE, INC.	S	MAINTENANCE OF ELEVATORS & ESCALATORS HILO INTL AIRPORT BH 1203-43.	State Project Mgr.	Y
TRN111	B	as billed	M	\$180,000.00	\$ 1,583.57	02/15/05			MACTEC ENGINEERING &	S	CIVIL ENGINEERING DESIGN SVCS MAINTENANCE AND REPAIR PROJECTS STATEWIDE	State Project Mgr.	Y
TRN111	B	as billed	M	\$ 10,009.00	\$ 10,009.00	06/03/05			MCE INTERNATIONAL, INC.	S	AIR CONDITIONING SYSTEM REPLACEMENT HILO INTNL AIRPORT CH1504-42.	State Project Mgr.	Y
TRN111	B	as billed	M	\$133,782.00	\$133,782.00	12/01/14			NATIONAL FIRE PROTECTION CO.,	S	INSPECTION & MAINT SVCS OF APT FIRE PROTECTION EQUIPMENT, KONA INTL APT	State Project Mgr.	Y
TRN111	B	as billed	M	\$ 1,218.00	\$ 1,218.00	12/01/14			NATIONAL FIRE PROTECTION CO.,	S	INSPECTION & MAINT SVCS OF APT FIRE PROTECTION EQUIPMENT, KONA INTL APT	State Project Mgr.	Y
TRN111	B	as billed	M	\$ 70,071.74	\$ 38,194.74	10/26/12			OAHU AIR CONDITIONING SERVICE,	S	MAINTENANCE OF AIR CONDITIONING EQUIPMENT HILO INTERNATIONAL AIRPORT	State Project Mgr.	Y
TRN111	B	as billed	M	\$ 7,028.26	\$ 7,028.26	10/26/12			OAHU AIR CONDITIONING SERVICE,	S	MAINTENANCE OF AIR CONDITIONING EQUIPMENT HILO INTERNATIONAL AIRPORT	State Project Mgr.	Y

Department of Transportation-Airports Division  
Active Contracts as of December 1, 2014

Table 20

<u>Prog ID</u>	<u>MOF</u>	<u>Amount</u>	<u>(M/A/O)</u>	<u>Max Value</u>	<u>Outstanding Balance</u>	<u>Date Executed</u>	<u>From</u>	<u>To</u>	<u>Organization</u>	<u>E/L/P/C/ G/S</u>	<u>Description</u>	<u>How Contract is Monitored</u>	<u>POS Y/N</u>
TRN111	B	as billed	M	\$ 70,071.74	\$ 48,798.51	10/26/12			OAHU AIR CONDITIONING SERVICE,	S	MAINTENANCE OF AIR CONDITIONING EQUIPMENT HILO INTERNATIONAL AIRPORT	State Project Mgr.	Y
TRN111	B	as billed	M	\$ 7,028.26	\$ 7,028.26	10/26/12			OAHU AIR CONDITIONING SERVICE,	S	MAINTENANCE OF AIR CONDITIONING EQUIPMENT HILO INTERNATIONAL AIRPORT	State Project Mgr.	Y
TRN111	B	as billed	M	\$127,307.00	\$ 10,425.64	03/15/07			OXFORD ELECTRONICS, INC.	S	MAINTENANCE OF PASSENGER LOADING BRIDGES & BAGGAGE HANDLING EQUIPMENT	State Project Mgr.	Y
TRN111	B	as billed	M	\$270,156.51	\$ 7,226.47	03/15/07			OXFORD ELECTRONICS, INC.	S	MAINTENANCE OF PASSENGER LOADING BRIDGES & BAGGAGE HANDLING EQUIPMENT	State Project Mgr.	Y
TRN111	B	as billed	M	\$ 4,843.49	\$ 4,843.49	03/15/07			OXFORD ELECTRONICS, INC.	S	MAINTENANCE OF PASSENGER LOADING BRIDGES & BAGGAGE HANDLING EQUIPMENT	State Project Mgr.	Y
TRN111	B	as billed	M	\$270,156.51	\$ 26,674.35	03/15/07			OXFORD ELECTRONICS, INC.	S	MAINTENANCE OF PASSENGER LOADING BRIDGES & BAGGAGE HANDLING EQUIPMENT	State Project Mgr.	Y
TRN111	B	as billed	M	\$ 4,843.49	\$ 3,726.68	03/15/07			OXFORD ELECTRONICS, INC.	S	MAINTENANCE OF PASSENGER LOADING BRIDGES & BAGGAGE HANDLING EQUIPMENT	State Project Mgr.	Y
TRN111	B	as billed	M	\$ 33,269.80	\$ 2,606.77	04/19/06			SDV TELECOMMUNICATIONS	S	MAINTENANCE OF THE AIRPORT TELEPHONE SYSTEM, HILO INTL AIRPORT	State Project Mgr.	Y
TRN111	B	as billed	M	\$ 3,230.20	\$ 3,230.20	04/19/06			SDV TELECOMMUNICATIONS	S	MAINTENANCE OF THE AIRPORT TELEPHONE SYSTEM, HILO INTL AIRPORT	State Project Mgr.	Y
TRN111	B	as billed	M	\$ 33,269.80	\$ 9,913.20	04/19/06			SDV TELECOMMUNICATIONS	S	MAINTENANCE OF THE AIRPORT TELEPHONE SYSTEM, HILO INTL AIRPORT	State Project Mgr.	Y
TRN111	B	as billed	M	\$ 3,230.20	\$ 954.43	04/19/06			SDV TELECOMMUNICATIONS	S	MAINTENANCE OF THE AIRPORT TELEPHONE SYSTEM, HILO INTL AIRPORT	State Project Mgr.	Y
TRN111	B	as billed	M	\$ 33,269.80	\$ 5,241.88	04/19/06			SDV TELECOMMUNICATIONS	S	MAINTENANCE OF THE AIRPORT TELEPHONE SYSTEM, HILO INTL AIRPORT	State Project Mgr.	Y
TRN111	B	as billed	M	\$ 3,230.20	\$ 3,230.20	04/19/06			SDV TELECOMMUNICATIONS	S	MAINTENANCE OF THE AIRPORT TELEPHONE SYSTEM, HILO INTL AIRPORT	State Project Mgr.	Y
TRN111	B	as billed	M	\$ 27,300.00	\$ 7,545.00	12/18/02			SDV TELECOMMUNICATIONS, INC.	S	MAINTENANCE OF AIRPORT TELEPHONE SYSTEM AT HILO INTL AIRPORT.	State Project Mgr.	Y

Department of Transportation-Airports Division  
Active Contracts as of December 1, 2014

Table 20

<u>Prog ID</u>	<u>MOF</u>	<u>Amount</u>	<u>(M/A/O)</u>	<u>Max Value</u>	<u>Outstanding Balance</u>	<u>Date Executed</u>	<u>From</u>	<u>To</u>	<u>Organization</u>	<u>E/L/P/C/ G/S</u>	<u>Description</u>	<u>How Contract is Monitored</u>	<u>POS Y/N</u>
TRN111	B	as billed	M	\$ 2,700.00	\$ 2,700.00	12/18/02			SDV TELECOMMUNICATIONS, INC.	S	MAINTENANCE OF AIRPORT TELEPHONE SYSTEM AT HILO INTL AIRPORT.	State Project Mgr.	Y
TRN111	B	as billed	M	\$ 27,300.00	\$ 960.00	12/18/02			SDV TELECOMMUNICATIONS, INC.	S	MAINTENANCE OF AIRPORT TELEPHONE SYSTEM AT HILO INTL AIRPORT.	State Project Mgr.	Y
TRN111	B	as billed	M	\$ 2,700.00	\$ 2,700.00	12/18/02			SDV TELECOMMUNICATIONS, INC.	S	MAINTENANCE OF AIRPORT TELEPHONE SYSTEM AT HILO INTL AIRPORT.	State Project Mgr.	Y
TRN111	B	as billed	M	\$ 27,300.00	\$ 1,618.50	12/18/02			SDV TELECOMMUNICATIONS, INC.	S	MAINTENANCE OF AIRPORT TELEPHONE SYSTEM AT HILO INTL AIRPORT.	State Project Mgr.	Y
TRN111	B	as billed	M	\$ 2,700.00	\$ 2,700.00	12/18/02			SDV TELECOMMUNICATIONS, INC.	S	MAINTENANCE OF AIRPORT TELEPHONE SYSTEM AT HILO INTL AIRPORT.	State Project Mgr.	Y
TRN111	B	as billed	M	\$ 5,000.00	\$ 1,195.54	05/24/07			SEGAWA, WESLEY R. AND	S	CONSTRUCTION MGT SERVICES FOR MAINT. AND REPAIR PROJECTS STATEWIDE	State Project Mgr.	Y
TRN111	B	as billed	M	\$ 2,295.16	\$ 4.80	08/19/10			SIMPLEXGRINNELL, LP	S	MAINTENANCE OF FIRE ALARM SYSTEM HILO INTL AIRPORT BH1003-53.	State Project Mgr.	Y
TRN111	B	as billed	M	\$ 27,704.84	\$ 6,680.00	08/19/10			SIMPLEXGRINNELL, LP	S	MAINTENANCE OF FIRE ALARM SYSTEM HILO INTL AIRPORT BH1003-53.	State Project Mgr.	Y
TRN111	B	as billed	M	\$ 2,295.16	\$ 2,295.16	08/19/10			SIMPLEXGRINNELL, LP	S	MAINTENANCE OF FIRE ALARM SYSTEM HILO INTL AIRPORT BH1003-53.	State Project Mgr.	Y
TRN111	B	as billed	M	\$ 27,704.84	\$ 8,378.18	08/19/10			SIMPLEXGRINNELL, LP	S	MAINTENANCE OF FIRE ALARM SYSTEM HILO INTL AIRPORT BH1003-53.	State Project Mgr.	Y
TRN111	B	as billed	M	\$ 2,295.16	\$ 2,295.16	08/19/10			SIMPLEXGRINNELL, LP	S	MAINTENANCE OF FIRE ALARM SYSTEM HILO INTL AIRPORT BH1003-53.	State Project Mgr.	Y
TRN111	B	as billed	M	\$ 27,704.84	\$ 1,920.14	09/18/13			SIMPLEXGRINNELL, LP	S	MAINTENANCE OF FIRE ALARM SYSTEM. HILO INTERNATIONAL AIRPORT	State Project Mgr.	Y
TRN111	B	as billed	M	\$ 2,295.16	\$ 269.62	09/18/13			SIMPLEXGRINNELL, LP	S	MAINTENANCE OF FIRE ALARM SYSTEM. HILO INTERNATIONAL AIRPORT	State Project Mgr.	Y
TRN111	B	as billed	M	\$ 15,000.00	\$ 8,902.61	09/18/13			SIMPLEXGRINNELL, LP	S	MAINTENANCE OF FIRE ALARM SYSTEM. HILO INTERNATIONAL AIRPORT	State Project Mgr.	Y

Department of Transportation-Airports Division  
Active Contracts as of December 1, 2014

Table 20

<u>Prog ID</u>	<u>MOF</u>	<u>Amount</u>	<u>(M/A/O)</u>	<u>Max Value</u>	<u>Outstanding Balance</u>	<u>Date Executed</u>	<u>From</u>	<u>To</u>	<u>Organization</u>	<u>E/L/P/C/ G/S</u>	<u>Description</u>	<u>How Contract is Monitored</u>	<u>POS Y/N</u>
TRN111	B	as billed	M	\$ 27,704.84	\$ 27,704.84	09/18/13			SIMPLEXGRINNELL, LP	S	MAINTENANCE OF FIRE ALARM SYSTEM. HILO INTERNATIONAL AIRPORT	State Project Mgr.	Y
TRN111	B	as billed	M	\$ 2,295.16	\$ 2,295.16	09/18/13			SIMPLEXGRINNELL, LP	S	MAINTENANCE OF FIRE ALARM SYSTEM. HILO INTERNATIONAL AIRPORT	State Project Mgr.	Y
TRN111	B	as billed	M	\$548,700.00	\$548,700.00	09/30/12			STAN'S CONTRACTING, INC.	S	TERMITE DAMAGE REPAIRS, PHASE I, HILO INTERNATIONAL AIRPORT	State Project Mgr.	Y
TRN111	B	as billed	M	\$137,175.00	\$137,175.00	09/30/12			STAN'S CONTRACTING, INC.	S	TERMITE DAMAGE REPAIRS, PHASE I, HILO INTERNATIONAL AIRPORT	State Project Mgr.	Y
TRN111	B	as billed	M	\$317,300.00	\$296,618.50	08/29/13			STAN'S CONTRACTING, INC.	S	2ND LEVEL RESTROOM RECONFIGURATION. HILO INTERNATIONAL AIRPORT.	State Project Mgr.	Y
TRN111	B	as billed	M	\$ 31,730.00	\$ 31,730.00	08/29/13			STAN'S CONTRACTING, INC.	S	2ND LEVEL RESTROOM RECONFIGURATION. HILO INTERNATIONAL AIRPORT.	State Project Mgr.	Y
TRN111	B	as billed	M	\$ 21,355.75	\$ 10,299.15	08/26/10			STRAUB CLINIC & HOSPITAL	S	FURNISHING ANNUAL AIPORT FIREFIGHTER MEDICAL EXAMINATIONS HONLULU/KALAEEL	State Project Mgr.	Y
TRN111	B	as billed	M	\$ 22,315.90	\$ 18,344.30	08/26/10			STRAUB CLINIC & HOSPITAL	S	FURNISHING ANNUAL AIPORT FIREFIGHTER MEDICAL EXAMINATIONS HONLULU/KALAEEL	State Project Mgr.	Y
TRN111	B	as billed	M	\$ 22,960.15	\$ 15,184.80	08/26/10			STRAUB CLINIC & HOSPITAL	S	FURNISHING ANNUAL AIPORT FIREFIGHTER MEDICAL EXAMINATIONS HONLULU/KALAEEL	State Project Mgr.	Y
TRN111	B	as billed	M	\$ 21,438.00	\$ 369.00	03/07/06			THYSSENKRUPP ELEVATOR CORP.	S	MAINTENANCE OF ELEVATORS & ESCALATOR HILO INT'L AIRPORT	State Project Mgr.	Y
TRN111	B	as billed	M	\$ 2,062.00	\$ 832.00	03/07/06			THYSSENKRUPP ELEVATOR CORP.	S	MAINTENANCE OF ELEVATORS & ESCALATOR HILO INT'L AIRPORT	State Project Mgr.	Y
TRN111	B	as billed	M	\$ 21,438.00	\$ 926.20	03/07/06			THYSSENKRUPP ELEVATOR CORP.	S	MAINTENANCE OF ELEVATORS & ESCALATOR HILO INT'L AIRPORT	State Project Mgr.	Y
TRN111	B	as billed	M	\$ 2,062.00	\$ 178.20	03/07/06			THYSSENKRUPP ELEVATOR CORP.	S	MAINTENANCE OF ELEVATORS & ESCALATOR HILO INT'L AIRPORT	State Project Mgr.	Y
TRN111	B	as billed	M	\$ 5,000.00	\$ 4,139.00	03/07/06			THYSSENKRUPP ELEVATOR CORP.	S	MAINTENANCE OF ELEVATORS & ESCALATOR HILO INT'L AIRPORT	State Project Mgr.	Y
TRN111	B	as billed	M	\$ 21,438.00	\$ 1,573.40	03/07/06			THYSSENKRUPP ELEVATOR CORP.	S	MAINTENANCE OF ELEVATORS & ESCALATOR HILO INT'L AIRPORT	State Project Mgr.	Y
TRN111	B	as billed	M	\$ 2,062.00	\$ 819.30	03/07/06			THYSSENKRUPP ELEVATOR CORP.	S	MAINTENANCE OF ELEVATORS & ESCALATOR HILO INT'L AIRPORT	State Project Mgr.	Y



Department of Transportation-Airports Division  
Active Contracts as of December 1, 2014

Table 20

<u>Prog ID</u>	<u>MOF</u>	<u>Amount</u>	<u>(M/A/O)</u>	<u>Max Value</u>	<u>Outstanding Balance</u>	<u>Date Executed</u>	<u>From</u>	<u>To</u>	<u>Organization</u>	<u>E/L/P/C/ G/S</u>	<u>Description</u>	<u>How Contract is Monitored</u>	<u>POS Y/N</u>
TRN111	B	as billed	M	\$180,000.00	\$ 4,785.46	04/25/06			TM DESIGNERS, INC.	S	CONS. MGMT. SUPPORT FOR MAINT. & REPAIR PROJECTS. STATEWIDE AIRPORTS	State Project Mgr.	Y
TRN111	B	as billed	M	\$ 20,000.00	\$ 9,380.32	04/25/06			TM DESIGNERS, INC.	S	CONS. MGMT. SUPPORT FOR MAINT. & REPAIR PROJECTS. STATEWIDE AIRPORTS	State Project Mgr.	Y
TRN111	B	as billed	M	\$ 64,750.00	\$ 3,244.60	02/11/05			TOWILL, SHIGEOKA & ASSOCIATES,	S	TOPOGRAPHIC MAPS FOR MAINTENANCE & REPAIR PROJECTS STATEWIDE	State Project Mgr.	Y
TRN114	B	as billed	M	#####	\$197,006.35	09/07/12			ABLE ELECTRIC, INC.	S	REPLACEMENT OF PUBLIC ADDRESS & FLIGHT INFORMATION SYSTEMS-KONA INTL	State Project Mgr.	Y
TRN114	B	as billed	M	\$ 95,528.00	\$ 43,543.00	09/07/12			ABLE ELECTRIC, INC.	S	REPLACEMENT OF PUBLIC ADDRESS & FLIGHT INFORMATION SYSTEMS-KONA INTL	State Project Mgr.	Y
TRN114	B	as billed	M	\$238,410.00	\$ 25,314.55	09/07/12			ABLE ELECTRIC, INC.	S	REPLACEMENT OF ATCT SYSTEMS-KONA INTL AIRPORT JOB#CH2221-53.	State Project Mgr.	Y
TRN114	B	as billed	M	\$ 23,841.00	\$ 23,841.00	09/07/12			ABLE ELECTRIC, INC.	S	REPLACEMENT OF ATCT SYSTEMS-KONA INTL AIRPORT JOB#CH2221-53.	State Project Mgr.	Y
TRN114	B	as billed	M	\$ 5,649.05	\$ 5,649.05	03/07/05			AECOM TECHNICAL SERVICES, INC.	S	CONSTRUCTION MGT SUPPORT FOR VARIOUS MAINT & REPAIR PROJECTS STATEWIDE	State Project Mgr.	Y
TRN114	B	as billed	M	\$ 4,000.00	\$ 4,000.00	03/07/05			AECOM TECHNICAL SERVICES, INC.	S	CONSTRUCTION MGT SUPPORT FOR VARIOUS MAINT & REPAIR PROJECTS STATEWIDE	State Project Mgr.	Y
TRN114	B	as billed	M	\$ 90,000.00	\$ 90,000.00	09/26/05			AECOM TECHNICAL SERVICES, INC.	S	STATEWIDE ENVIRONMENTAL IMPROVEMENTS PROJECT#CS1503-61.	State Project Mgr.	Y
TRN114	B	as billed	M	\$ 10,000.00	\$ 10,000.00	09/26/05			AECOM TECHNICAL SERVICES, INC.	S	STATEWIDE ENVIRONMENTAL IMPROVEMENTS PROJECT#CS1503-61.	State Project Mgr.	Y
TRN114	B	as billed	M	\$100,000.00	\$100,000.00	10/23/14			AMERICAN ELECTRIC COMPANY, LLC	S	MAINTENANCE OF ELECTGRICAL EQUIPMENT-KONA INTL AIRPORT BH2427-53	State Project Mgr.	Y
TRN114	B	as billed	M	\$ 50,000.00	\$ 50,000.00	10/23/14			AMERICAN ELECTRIC COMPANY, LLC	S	MAINTENANCE OF ELECTGRICAL EQUIPMENT-KONA INTL AIRPORT BH2427-53	State Project Mgr.	Y
TRN114	B	as billed	M	\$ 52,365.00	\$ 52,365.00	10/23/14			AMERICAN ELECTRIC COMPANY, LLC	S	MAINTENANCE OF ELECTGRICAL EQUIPMENT-KONA INTL AIRPORT BH2427-53	State Project Mgr.	Y

Department of Transportation-Airports Division  
Active Contracts as of December 1, 2014

Table 20

<u>Prog ID</u>	<u>MOF</u>	<u>Amount</u>	<u>(M/A/O)</u>	<u>Max Value</u>	<u>Outstanding Balance</u>	<u>Date Executed</u>	<u>From</u>	<u>To</u>	<u>Organization</u>	<u>E/L/P/C/ G/S</u>	<u>Description</u>	<u>How Contract is Monitored</u>	<u>POS Y/N</u>
TRN114	B	as billed	M	\$ 10,236.00	\$ 10,236.00	10/23/14			AMERICAN ELECTRIC COMPANY, LLC	S	MAINTENANCE OF ELECTGRICAL EQUIPMENT-KONA INTL AIRPORT BH2427-53	State Project Mgr.	Y
TRN114	B	as billed	M	\$158,856.00	\$124,571.45	07/30/14			BRODERSON LANDSCAPE INC.	S	MAINTENANCE OF TREES & LANDSCAPING KONA INTERNATIONAL AIRPORT	State Project Mgr.	Y
TRN114	B	as billed	M	\$ 15,844.00	\$ 15,844.00	07/30/14			BRODERSON LANDSCAPE INC.	S	MAINTENANCE OF TREES & LANDSCAPING KONA INTERNATIONAL AIRPORT	State Project Mgr.	Y
TRN114	B	as billed	M	#####	#####	12/04/14			GRACE PACIFIC LLC	S	RESURFACE MAIN PARKING LOT, PHASE I, KONA INTERNATIONAL AIRPORT	State Project Mgr.	Y
TRN114	B	as billed	M	\$ 32,675.00	\$ 32,675.00	12/04/14			GRACE PACIFIC LLC	S	RESURFACE MAIN PARKING LOT, PHASE I, KONA INTERNATIONAL AIRPORT	State Project Mgr.	Y
TRN114	B	as billed	M	\$ 93,944.00	\$ 28,685.84	08/12/13			HAWAII ENERGY SYSTEMS, LLC	S	MAINTENANCE & REPAIR OF FIRE ALARM & ENERGY MONITORING SYSTEM KONA INTL	State Project Mgr.	Y
TRN114	B	as billed	M	\$ 25,825.00	\$ 441.00	08/12/13			HAWAII ENERGY SYSTEMS, LLC	S	MAINTENANCE & REPAIR OF FIRE ALARM & ENERGY MONITORING SYSTEM KONA INTL	State Project Mgr.	Y
TRN114	B	as billed	M	\$ 93,944.00	\$ 88,375.10	08/12/13			HAWAII ENERGY SYSTEMS, LLC	S	MAINTENANCE & REPAIR OF FIRE ALARM & ENERGY MONITORING SYSTEM KONA INTL	State Project Mgr.	Y
TRN114	B	as billed	M	\$ 9,356.00	\$ 9,356.00	08/12/13			HAWAII ENERGY SYSTEMS, LLC	S	MAINTENANCE & REPAIR OF FIRE ALARM & ENERGY MONITORING SYSTEM KONA INTL	State Project Mgr.	Y
TRN114	B	as billed	M	\$ 58,500.61	\$ 25,908.97	11/09/10			JOHNSON CONTROLS, INC.	S	MAINTENANCE OF AIR CONDITIONING EQUIPMENT-KONA AIRPORT BH2101-43	State Project Mgr.	Y
TRN114	B	as billed	M	\$ 58,500.61	\$ 9,469.43	11/09/10			JOHNSON CONTROLS, INC.	S	MAINTENANCE OF AIR CONDITIONING EQUIPMENT-KONA AIRPORT BH2101-43	State Project Mgr.	Y
TRN114	B	as billed	M	\$ 5,999.39	\$ 5,999.39	11/09/10			JOHNSON CONTROLS, INC.	S	MAINTENANCE OF AIR CONDITIONING EQUIPMENT-KONA AIRPORT BH2101-43	State Project Mgr.	Y
TRN114	B	as billed	M	\$ 58,500.61	\$ 10,820.57	11/09/10			JOHNSON CONTROLS, INC.	S	MAINTENANCE OF AIR CONDITIONING EQUIPMENT-KONA AIRPORT BH2101-43	State Project Mgr.	Y
TRN114	B	as billed	M	\$ 5,999.39	\$ 5,999.39	11/09/10			JOHNSON CONTROLS, INC.	S	MAINTENANCE OF AIR CONDITIONING EQUIPMENT-KONA AIRPORT BH2101-43	State Project Mgr.	Y

Department of Transportation-Airports Division  
Active Contracts as of December 1, 2014

Table 20

<u>Prog ID</u>	<u>MOF</u>	<u>Amount</u>	<u>(M/A/O)</u>	<u>Max Value</u>	<u>Outstanding Balance</u>	<u>Date Executed</u>	<u>From</u>	<u>To</u>	<u>Organization</u>	<u>E/L/P/C/ G/S</u>	<u>Description</u>	<u>How Contract is Monitored</u>	<u>POS Y/N</u>
TRN114	B	as billed	M	\$ 56,499.25	\$ 56,499.25	02/20/14			JOHNSON CONTROLS, INC.	S	MAINTENANCE OF AIR CONDITIONING EQUIPMENT KONA INTL AIRPORT AT KEAHOLE	State Project Mgr.	Y
TRN114	B	as billed	M	\$ 5,800.75	\$ 5,800.75	02/20/14			JOHNSON CONTROLS, INC.	S	MAINTENANCE OF AIR CONDITIONING EQUIPMENT KONA INTL AIRPORT AT KEAHOLE	State Project Mgr.	Y
TRN114	B	as billed	M	\$ 70,000.00	\$ 102.34	02/15/05			MACTEC ENGINEERING &	S	CIVIL ENGINEERING DESIGN SVCS MAINTENANCE AND REPAIR PROJECTS STATEWIDE	State Project Mgr.	Y
TRN114	B	as billed	M	#####	#####	09/24/13			NAN, INC.	S	ARFF TRAINING PIT RENOVATION, KONA INTERNATIONAL AIRPORT	State Project Mgr.	Y
TRN114	B	as billed	M	\$255,755.43	\$239,891.83	09/24/13			NAN, INC.	S	ARFF TRAINING PIT RENOVATION, KONA INTERNATIONAL AIRPORT	State Project Mgr.	Y
TRN114	B	as billed	M	\$ 98,162.00	\$ 98,162.00	12/01/14			NATIONAL FIRE PROTECTION CO.,	S	INSPECTION & MAINT SVCS OF APT FIRE PROTECTION EQUIPMENT, KONA INTL APT	State Project Mgr.	Y
TRN114	B	as billed	M	\$ 7,338.00	\$ 7,338.00	12/01/14			NATIONAL FIRE PROTECTION CO.,	S	INSPECTION & MAINT SVCS OF APT FIRE PROTECTION EQUIPMENT, KONA INTL APT	State Project Mgr.	Y
TRN114	B	as billed	M	\$ 79,949.04	\$ 67,055.24	04/15/14			NETWORK POWER SOLUTIONS, INC.	S	MAINTENANCE OF VIDEO MONITORING & ACCESS CONTROL SYSTEM, KONA INTL	State Project Mgr.	Y
TRN114	B	as billed	M	\$ 7,950.96	\$ 7,950.96	04/15/14			NETWORK POWER SOLUTIONS, INC.	S	MAINTENANCE OF VIDEO MONITORING & ACCESS CONTROL SYSTEM, KONA INTL	State Project Mgr.	Y
TRN114	B	as billed	M	\$ 32,975.00	\$ 32,975.00	04/15/14			NETWORK POWER SOLUTIONS, INC.	S	MAINTENANCE OF VIDEO MONITORING & ACCESS CONTROL SYSTEM, KONA INTL	State Project Mgr.	Y
TRN114	B	as billed	M	\$ 79,952.00	\$ 4,421.33	03/28/12			NORTH PACIFIC SOLUTIONS LLC	S	MAINTENANCE OF VIDEO MONITORING & ACCESS CONTROL SYST, KONA INTERNATIONAL	State Project Mgr.	Y
TRN114	B	as billed	M	\$ 8,000.00	\$ 8,000.00	03/28/12			NORTH PACIFIC SOLUTIONS LLC	S	MAINTENANCE OF VIDEO MONITORING & ACCESS CONTROL SYST, KONA INTERNATIONAL	State Project Mgr.	Y
TRN114	B	as billed	M	\$ 79,952.00	\$ 4,981.80	03/28/12			NORTH PACIFIC SOLUTIONS LLC	S	MAINTENANCE OF VIDEO MONITORING & ACCESS CONTROL SYST, KONA INTERNATIONAL	State Project Mgr.	Y
TRN114	B	as billed	M	\$ 8,000.00	\$ 8,000.00	03/28/12			NORTH PACIFIC SOLUTIONS LLC	S	MAINTENANCE OF VIDEO MONITORING & ACCESS CONTROL SYST, KONA INTERNATIONAL	State Project Mgr.	Y
TRN114	B	as billed	M	\$ 35,408.00	\$ 579.98	03/15/07			OXFORD ELECTRONICS, INC.	S	MAINTENANCE OF PASSENGER LOADING BRIDGES & BAGGAGE HANDLING EQUIPMENT	State Project Mgr.	Y

Department of Transportation-Airports Division  
Active Contracts as of December 1, 2014

Table 20

<u>Prog ID</u>	<u>MOF</u>	<u>Amount</u>	<u>(M/A/O)</u>	<u>Max Value</u>	<u>Outstanding Balance</u>	<u>Date Executed</u>	<u>From</u>	<u>To</u>	<u>Organization</u>	<u>E/L/P/C/ G/S</u>	<u>Description</u>	<u>How Contract is Monitored</u>	<u>POS Y/N</u>
TRN114	B	as billed	M	\$ 78,046.20	\$ 7,231.80	03/15/07			OXFORD ELECTRONICS, INC.	S	MAINTENANCE OF PASSENGER LOADING BRIDGES & BAGGAGE HANDLING EQUIPMENT	State Project Mgr.	Y
TRN114	B	as billed	M	\$ 3,953.80	\$ 3,953.80	03/15/07			OXFORD ELECTRONICS, INC.	S	MAINTENANCE OF PASSENGER LOADING BRIDGES & BAGGAGE HANDLING EQUIPMENT	State Project Mgr.	Y
TRN114	B	as billed	M	\$ 78,046.20	\$ 4,871.32	03/15/07			OXFORD ELECTRONICS, INC.	S	MAINTENANCE OF PASSENGER LOADING BRIDGES & BAGGAGE HANDLING EQUIPMENT	State Project Mgr.	Y
TRN114	B	as billed	M	\$ 3,953.80	\$ 3,953.80	03/15/07			OXFORD ELECTRONICS, INC.	S	MAINTENANCE OF PASSENGER LOADING BRIDGES & BAGGAGE HANDLING EQUIPMENT	State Project Mgr.	Y
TRN114	B	as billed	M	\$ 23,098.60	\$ 9,569.84	08/26/10			STRAUB CLINIC & HOSPITAL	S	FURNISHING ANNUAL AIPORT FIREFIGHTER MEDICAL EXAMINATIONS HONLULU/KALAE	State Project Mgr.	Y
TRN114	B	as billed	M	\$ 22,142.65	\$ 16,961.79	08/26/10			STRAUB CLINIC & HOSPITAL	S	FURNISHING ANNUAL AIPORT FIREFIGHTER MEDICAL EXAMINATIONS HONLULU/KALAE	State Project Mgr.	Y
TRN114	B	as billed	M	\$ 24,830.85	\$ 18,332.55	08/26/10			STRAUB CLINIC & HOSPITAL	S	FURNISHING ANNUAL AIPORT FIREFIGHTER MEDICAL EXAMINATIONS HONLULU/KALAE	State Project Mgr.	Y
TRN114	B	as billed	M	\$ 55,500.00	\$ 49,734.39	02/11/05			TOWILL, SHIGEOKA & ASSOCIATES,	S	TOPOGRAPHIC MAPS FOR MAINTENANCE & REPAIR PROJECTS STATEWIDE	State Project Mgr.	Y
TRN114	B	as billed	M	\$ 4,500.00	\$ 609.09	02/11/05			TOWILL, SHIGEOKA & ASSOCIATES,	S	TOPOGRAPHIC MAPS FOR MAINTENANCE & REPAIR PROJECTS STATEWIDE	State Project Mgr.	Y
TRN114	B	as billed	M	\$531,748.00	\$496,192.19	08/07/14			WASTEWATER & PUMP SPECIALTIES	S	WASTEWATER & PUMP SPECIALTIES OF KONA LLC, KONA INTERNATIONAL AIRPORT,	State Project Mgr.	Y
TRN114	B	as billed	M	\$ 52,252.00	\$ 52,252.00	08/07/14			WASTEWATER & PUMP SPECIALTIES	S	WASTEWATER & PUMP SPECIALTIES OF KONA LLC, KONA INTERNATIONAL AIRPORT,	State Project Mgr.	Y
TRN116	B	as billed	M	\$ 10,679.06	\$ 137.20	05/22/12			HARMER RADIO & ELECTRONICS,INC	S	MAINTENANCE OF AUTOMATED WEATHER OBSERVING SYSTEM WAIMEA-KOHALA, HANA &	State Project Mgr.	Y
TRN116	B	as billed	M	\$ 16,973.28	\$ 11,528.71	05/22/12			HARMER RADIO & ELECTRONICS,INC	S	MAINTENANCE OF AUTOMATED WEATHER OBSERVING SYSTEM WAIMEA-KOHALA, HANA &	State Project Mgr.	Y
TRN116	B	as billed	M	\$ 2,396.72	\$ 1,130.88	05/22/12			HARMER RADIO & ELECTRONICS,INC	S	MAINTENANCE OF AUTOMATED WEATHER OBSERVING SYSTEM WAIMEA-KOHALA, HANA &	State Project Mgr.	Y

Department of Transportation-Airports Division  
Active Contracts as of December 1, 2014

Table 20

<u>Prog ID</u>	<u>MOF</u>	<u>Amount</u>	<u>(M/A/O)</u>	<u>Max Value</u>	<u>Outstanding Balance</u>	<u>Date Executed</u>	<u>From</u>	<u>To</u>	<u>Organization</u>	<u>E/L/P/C/ G/S</u>	<u>Description</u>	<u>How Contract is Monitored</u>	<u>POS Y/N</u>
TRN116	B	as billed	M	\$ 16,973.28	\$ 12,010.11	05/22/12			HARMER RADIO & ELECTRONICS,INC	S	MAINTENANCE OF AUTOMATED WEATHER OBSERVING SYSTEM WAIMEA-KOHALA, HANA &	State Project Mgr.	Y
TRN116	B	as billed	M	\$ 2,396.72	\$ 2,396.72	05/22/12			HARMER RADIO & ELECTRONICS,INC	S	MAINTENANCE OF AUTOMATED WEATHER OBSERVING SYSTEM WAIMEA-KOHALA, HANA &	State Project Mgr.	Y
TRN116	B	as billed	M	\$226,410.34	\$226,410.34	09/30/13			OYE, GEORGE M., INC.	S	FUEL TANK & DISPENSER, WAIME-KOHALA AIRPORT	State Project Mgr.	Y
TRN116	B	as billed	M	\$ 22,535.66	\$ 22,535.66	09/30/13			OYE, GEORGE M., INC.	S	FUEL TANK & DISPENSER, WAIME-KOHALA AIRPORT	State Project Mgr.	Y
TRN118	B	as billed	M	\$ 77,439.30	\$ 77,439.30	06/05/14			ISLAND CONSTRUCTION &	S	ACCESS RD DRAINAGE IMPR. UPOLU AIRPORT JOB#4320-33	State Project Mgr.	Y
TRN131	B	as billed	M	\$ 26.88	\$ 26.88	03/07/05			AECOM TECHNICAL SERVICES, INC.	S	CONSTRUCTION MGT SUPPORT FOR VARIOUS MAINT & REPAIR PROJECTS STATEWIDE	State Project Mgr.	Y
TRN131	B	as billed	M	\$ 87,214.42	\$ 9,043.15	09/26/05			AECOM TECHNICAL SERVICES, INC.	S	STATEWIDE ENVIRONMENTAL IMPROVEMENTS PROJECT#CS1503-61.	State Project Mgr.	Y
TRN131	B	as billed	M	\$ 10,000.00	\$ 10,000.00	09/26/05			AECOM TECHNICAL SERVICES, INC.	S	STATEWIDE ENVIRONMENTAL IMPROVEMENTS PROJECT#CS1503-61.	State Project Mgr.	Y
TRN131	B	as billed	M	\$ 27,080.00	\$ 27,080.00	10/21/14			AED INSTITUTE OF AMERICA, INC.	S	FURNISHING & DEL OF AUTOMATIC EXTERNAL DEFIBRILLATORS FOR STATE AIRPORTS	State Project Mgr.	Y
TRN131	B	as billed	M	\$ 20,479.00	\$ 20,479.00	10/21/14			AED INSTITUTE OF AMERICA, INC.	S	FURNISHING & DEL OF AUTOMATIC EXTERNAL DEFIBRILLATORS FOR STATE AIRPORTS	State Project Mgr.	Y
TRN131	B	as billed	M	\$691,984.92	\$691,984.92	10/21/14			DESPINS GENERAL CONSTRUCTION,	S	REPLACEMENT OF BASEYARD ROOF KAHULUI AIRPORT JOB#CM1423-43	State Project Mgr.	Y
TRN131	B	as billed	M	\$ 69,198.00	\$ 69,198.00	10/21/14			DESPINS GENERAL CONSTRUCTION,	S	REPLACEMENT OF BASEYARD ROOF KAHULUI AIRPORT JOB#CM1423-43	State Project Mgr.	Y
TRN131	B	as billed	M	\$198,000.00	\$198,000.00	08/04/14			FOPCO, INC.	S	ARFF TRAINING PIT REPAIRS KAHULUI AIRPORT CM1422-43	State Project Mgr.	Y
TRN131	B	as billed	M	\$ 19,000.00	\$ 19,000.00	08/04/14			FOPCO, INC.	S	ARFF TRAINING PIT REPAIRS KAHULUI AIRPORT CM1422-43	State Project Mgr.	Y
TRN131	B	as billed	M	\$205,164.00	\$ 17,161.05	05/18/10			JOHNSON CONTROLS, INC.	S	MAINTENANCE OF EMCS & SMCS-KAHULUI AIRPORT JOB#BM1002-53	State Project Mgr.	Y
TRN131	B	as billed	M	\$ 24,836.00	\$ 24,836.00	05/18/10			JOHNSON CONTROLS, INC.	S	MAINTENANCE OF EMCS & SMCS-KAHULUI AIRPORT JOB#BM1002-53	State Project Mgr.	Y
TRN131	B	as billed	M	\$205,164.00	\$ 22,194.97	05/18/10			JOHNSON CONTROLS, INC.	S	MAINTENANCE OF EMCS & SMCS-KAHULUI AIRPORT JOB#BM1002-53	State Project Mgr.	Y
TRN131	B	as billed	M	\$ 24,836.00	\$ 24,836.00	05/18/10			JOHNSON CONTROLS, INC.	S	MAINTENANCE OF EMCS & SMCS-KAHULUI AIRPORT JOB#BM1002-53	State Project Mgr.	Y

Department of Transportation-Airports Division  
Active Contracts as of December 1, 2014

Table 20

<u>Prog ID</u>	<u>MOF</u>	<u>Amount</u>	<u>(M/A/O)</u>	<u>Max Value</u>	<u>Outstanding Balance</u>	<u>Date Executed</u>	<u>From</u>	<u>To</u>	<u>Organization</u>	<u>E/L/P/C/ G/S</u>	<u>Description</u>	<u>How Contract is Monitored</u>	<u>POS Y/N</u>
TRN131	B	as billed	M	\$205,164.00	\$ 21,377.17	05/18/10			JOHNSON CONTROLS, INC.	S	MAINTENANCE OF EMCS & SMCS-KAHULUI AIRPORT JOB#BM1002-53	State Project Mgr.	Y
TRN131	B	as billed	M	\$ 24,836.00	\$ 24,836.00	05/18/10			JOHNSON CONTROLS, INC.	S	MAINTENANCE OF EMCS & SMCS-KAHULUI AIRPORT JOB#BM1002-53	State Project Mgr.	Y
TRN131	B	as billed	M	\$274,992.00	\$ 16,020.00	04/19/13			JOHNSON CONTROLS, INC.	S	MAINT. OF ENERGY MONIT. AND CTRL SYS. AND SEC. MONIT CTRL SYS. KAHULUI	State Project Mgr.	Y
TRN131	B	as billed	M	\$ 27,500.00	\$ 27,500.00	04/19/13			JOHNSON CONTROLS, INC.	S	MAINT. OF ENERGY MONIT. AND CTRL SYS. AND SEC. MONIT CTRL SYS. KAHULUI	State Project Mgr.	Y
TRN131	B	as billed	M	\$274,992.00	\$174,072.38	04/19/13			JOHNSON CONTROLS, INC.	S	MAINT. OF ENERGY MONIT. AND CTRL SYS. AND SEC. MONIT CTRL SYS. KAHULUI	State Project Mgr.	Y
TRN131	B	as billed	M	\$ 27,500.00	\$ 27,500.00	04/19/13			JOHNSON CONTROLS, INC.	S	MAINT. OF ENERGY MONIT. AND CTRL SYS. AND SEC. MONIT CTRL SYS. KAHULUI	State Project Mgr.	Y
TRN131	B	as billed	M	\$100,435.00	\$ 8,926.08	05/06/05			KONE, INC.	S	MAINTENANCE OF ELEVATORS & ESCALATORS PROJECT#1503-43	State Project Mgr.	Y
TRN131	B	as billed	M	\$ 10,565.00	\$ 2,796.38	05/06/05			KONE, INC.	S	MAINTENANCE OF ELEVATORS & ESCALATORS PROJECT#1503-43	State Project Mgr.	Y
TRN131	B	as billed	M	\$364,476.00	\$ 28,132.40	04/10/12			KONE, INC.	S	MAINTENANCE OF ELEVATORS & ESCALATORS-KAHULUI AIRPORT JOB#BM1204-43	State Project Mgr.	Y
TRN131	B	as billed	M	\$ 30,524.00	\$ 794.00	04/10/12			KONE, INC.	S	MAINTENANCE OF ELEVATORS & ESCALATORS-KAHULUI AIRPORT JOB#BM1204-43	State Project Mgr.	Y
TRN131	B	as billed	M	\$100,000.00	\$ 1,661.40	04/10/12			KONE, INC.	S	MAINTENANCE OF ELEVATORS & ESCALATORS-KAHULUI AIRPORT JOB#BM1204-43	State Project Mgr.	Y
TRN131	B	as billed	M	\$364,476.00	\$ 69,524.40	04/10/12			KONE, INC.	S	MAINTENANCE OF ELEVATORS & ESCALATORS-KAHULUI AIRPORT JOB#BM1204-43	State Project Mgr.	Y
TRN131	B	as billed	M	\$ 30,524.00	\$ 6,728.40	04/10/12			KONE, INC.	S	MAINTENANCE OF ELEVATORS & ESCALATORS-KAHULUI AIRPORT JOB#BM1204-43	State Project Mgr.	Y
TRN131	B	as billed	M	\$364,476.00	\$221,702.40	04/10/12			KONE, INC.	S	MAINTENANCE OF ELEVATORS & ESCALATORS-KAHULUI AIRPORT JOB#BM1204-43	State Project Mgr.	Y
TRN131	B	as billed	M	\$ 30,524.00	\$ 30,524.00	04/10/12			KONE, INC.	S	MAINTENANCE OF ELEVATORS & ESCALATORS-KAHULUI AIRPORT JOB#BM1204-43	State Project Mgr.	Y

Department of Transportation-Airports Division  
Active Contracts as of December 1, 2014

Table 20

<u>Prog ID</u>	<u>MOF</u>	<u>Amount</u>	<u>(M/A/O)</u>	<u>Max Value</u>	<u>Outstanding Balance</u>	<u>Date Executed</u>	<u>From</u>	<u>To</u>	<u>Organization</u>	<u>E/L/P/C/ G/S</u>	<u>Description</u>	<u>How Contract is Monitored</u>	<u>POS Y/N</u>
TRN131	B	as billed	M	\$100,000.00	\$ 5,349.57	02/15/05			MACTEC ENGINEERING &	S	CIVIL ENGINEERING DESIGN SVCS MAINTENANCE AND REPAIR PROJECTS STATEWIDE	State Project Mgr.	Y
TRN131	B	as billed	M	\$425,000.00	\$ 71,413.92	10/12/11			MAUI MASTER BUILDERS, INC.	S	PAVEMENT REPAIR BY RENTAL CARS, KAHULUI AIRPORT, CM1101-33	State Project Mgr.	Y
TRN131	B	as billed	M	\$993,127.00	\$840,831.84	09/24/12			MAUI MASTER BUILDERS, INC.	S	REPLACEMENT OF FIRE SPRINKLER SYSTEM, KAHULUI AIRPORT	State Project Mgr.	Y
TRN131	B	as billed	M	\$ 99,312.70	\$ 99,312.70	09/24/12			MAUI MASTER BUILDERS, INC.	S	REPLACEMENT OF FIRE SPRINKLER SYSTEM, KAHULUI AIRPORT	State Project Mgr.	Y
TRN131	B	as billed	M	\$ 57,814.48	\$ 1,623.31	09/16/08			MID-PACIFIC PEST CONTROL, INC.	S	SUBTERRANEAN TERMITE TREATMENT-KAHULUI AIRPORT JOB#BM1804-33.	State Project Mgr.	Y
TRN131	B	as billed	M	\$ 5,780.52	\$ 721.66	09/16/08			MID-PACIFIC PEST CONTROL, INC.	S	SUBTERRANEAN TERMITE TREATMENT-KAHULUI AIRPORT JOB#BM1804-33.	State Project Mgr.	Y
TRN131	B	as billed	M	\$ 577.20	\$ 577.20	09/16/08			MID-PACIFIC PEST CONTROL, INC.	S	SUBTERRANEAN TERMITE TREATMENT-KAHULUI AIRPORT JOB#BM1804-33.	State Project Mgr.	Y
TRN131	B	as billed	M	\$ 577.20	\$ 577.20	09/16/08			MID-PACIFIC PEST CONTROL, INC.	S	SUBTERRANEAN TERMITE TREATMENT-KAHULUI AIRPORT JOB#BM1804-33.	State Project Mgr.	Y
TRN131	B	as billed	M	\$ 98,136.00	\$ 98,136.00	08/04/14			NATIONAL FIRE PROTECTION CO.,	S	INSPECTION AND MAINTENANCE SERVICES OF AIRPORT FIRE PROTECTION EQUIPMENT	State Project Mgr.	Y
TRN131	B	as billed	M	\$ 8,864.00	\$ 8,864.00	08/04/14			NATIONAL FIRE PROTECTION CO.,	S	INSPECTION AND MAINTENANCE SERVICES OF AIRPORT FIRE PROTECTION EQUIPMENT	State Project Mgr.	Y
TRN131	B	as billed	M	\$149,640.00	\$ 13,797.01	05/02/13			NETWORK POWER SOLUTIONS, INC.	S	MAINTENANCE OF THE TELEPHONE SYSTEM, KAHULUI AIRPORT, BM1322-53	State Project Mgr.	Y
TRN131	B	as billed	M	\$ 15,360.00	\$ 15,360.00	05/02/13			NETWORK POWER SOLUTIONS, INC.	S	MAINTENANCE OF THE TELEPHONE SYSTEM, KAHULUI AIRPORT, BM1322-53	State Project Mgr.	Y
TRN131	B	as billed	M	\$149,640.00	\$ 84,648.00	05/02/13			NETWORK POWER SOLUTIONS, INC.	S	MAINTENANCE OF THE TELEPHONE SYSTEM, KAHULUI AIRPORT, BM1322-53	State Project Mgr.	Y
TRN131	B	as billed	M	\$ 15,360.00	\$ 15,360.00	05/02/13			NETWORK POWER SOLUTIONS, INC.	S	MAINTENANCE OF THE TELEPHONE SYSTEM, KAHULUI AIRPORT, BM1322-53	State Project Mgr.	Y
TRN131	B	as billed	M	\$140,206.37	\$ 14,960.75	12/20/11			OAHU AIR CONDITIONING SERVICE,	S	MAINTENANCE OF AIR CONDITIONING EQUIPMENT, KAHULUI AIRPORT	State Project Mgr.	Y

Department of Transportation-Airports Division  
Active Contracts as of December 1, 2014

Table 20

<u>Prog ID</u>	<u>MOF</u>	<u>Amount</u>	<u>(M/A/O)</u>	<u>Max Value</u>	<u>Outstanding Balance</u>	<u>Date Executed</u>	<u>From</u>	<u>To</u>	<u>Organization</u>	<u>E/L/P/C/ G/S</u>	<u>Description</u>	<u>How Contract is Monitored</u>	<u>POS Y/N</u>
TRN131	B	as billed	M	\$ 14,393.63	\$ 14,393.63	12/20/11			OAHU AIR CONDITIONING SERVICE,	S	MAINTENANCE OF AIR CONDITIONING EQUIPMENT, KAHULUI AIRPORT	State Project Mgr.	Y
TRN131	B	as billed	M	\$140,206.37	\$ 29,026.65	12/20/11			OAHU AIR CONDITIONING SERVICE,	S	MAINTENANCE OF AIR CONDITIONING EQUIPMENT, KAHULUI AIRPORT	State Project Mgr.	Y
TRN131	B	as billed	M	\$ 14,393.63	\$ 14,393.63	12/20/11			OAHU AIR CONDITIONING SERVICE,	S	MAINTENANCE OF AIR CONDITIONING EQUIPMENT, KAHULUI AIRPORT	State Project Mgr.	Y
TRN131	B	as billed	M	\$140,206.37	\$ 29,223.24	12/20/11			OAHU AIR CONDITIONING SERVICE,	S	MAINTENANCE OF AIR CONDITIONING EQUIPMENT, KAHULUI AIRPORT	State Project Mgr.	Y
TRN131	B	as billed	M	\$ 14,393.63	\$ 14,393.63	12/20/11			OAHU AIR CONDITIONING SERVICE,	S	MAINTENANCE OF AIR CONDITIONING EQUIPMENT, KAHULUI AIRPORT	State Project Mgr.	Y
TRN131	B	as billed	M	\$427,055.00	\$ 8,130.70	03/15/07			OXFORD ELECTRONICS, INC.	S	MAINTENANCE OF PASSENGER LOADING BRIDGES & BAGGAGE HANDLING EQUIPMENT	State Project Mgr.	Y
TRN131	B	as billed	M	\$692,777.28	\$ 64,120.48	03/15/07			OXFORD ELECTRONICS, INC.	S	MAINTENANCE OF PASSENGER LOADING BRIDGES & BAGGAGE HANDLING EQUIPMENT	State Project Mgr.	Y
TRN131	B	as billed	M	\$112,222.72	\$112,222.72	03/15/07			OXFORD ELECTRONICS, INC.	S	MAINTENANCE OF PASSENGER LOADING BRIDGES & BAGGAGE HANDLING EQUIPMENT	State Project Mgr.	Y
TRN131	B	as billed	M	\$692,777.28	\$ 32,401.21	03/15/07			OXFORD ELECTRONICS, INC.	S	MAINTENANCE OF PASSENGER LOADING BRIDGES & BAGGAGE HANDLING EQUIPMENT	State Project Mgr.	Y
TRN131	B	as billed	M	\$112,222.72	\$ 43,257.16	03/15/07			OXFORD ELECTRONICS, INC.	S	MAINTENANCE OF PASSENGER LOADING BRIDGES & BAGGAGE HANDLING EQUIPMENT	State Project Mgr.	Y
TRN131	B	as billed	M	\$281,925.00	\$ 46,966.57	12/03/09			PAUL'S ELECTRICAL CONTRACTING,	S	AIRFIELD LIGHTING IMPROVEMENTS KAHULUI AIRPORT CM1901-53	State Project Mgr.	Y
TRN131	B	as billed	M	\$ 18,075.00	\$ 18,075.00	12/03/09			PAUL'S ELECTRICAL CONTRACTING,	S	AIRFIELD LIGHTING IMPROVEMENTS KAHULUI AIRPORT CM1901-53	State Project Mgr.	Y
TRN131	N	as billed	M	\$845,775.00	\$146,592.00	12/03/09			PAUL'S ELECTRICAL CONTRACTING,	S	AIRFIELD LIGHTING IMPROVEMENTS KAHULUI AIRPORT CM1901-53	State Project Mgr.	Y
TRN131	B	as billed	M	\$ 75,840.00	\$ 20,936.50	08/14/08			SDV TELECOMMUNICATIO NS	S	MAINTENANCE OF THE TELEPHONE SYSTEM FOR 12 MONTHS KAHULUI AIRPORT	State Project Mgr.	Y
TRN131	B	as billed	M	\$ 7,660.00	\$ 7,660.00	08/14/08			SDV TELECOMMUNICATIO NS	S	MAINTENANCE OF THE TELEPHONE SYSTEM FOR 12 MONTHS KAHULUI AIRPORT	State Project Mgr.	Y



Department of Transportation-Airports Division  
Active Contracts as of December 1, 2014

Table 20

<u>Prog ID</u>	<u>MOF</u>	<u>Amount</u>	<u>(M/A/O)</u>	<u>Max Value</u>	<u>Outstanding Balance</u>	<u>Date Executed</u>	<u>From</u>	<u>To</u>	<u>Organization</u>	<u>E/L/P/C/ G/S</u>	<u>Description</u>	<u>How Contract is Monitored</u>	<u>POS Y/N</u>
TRN131	B	as billed	M	\$ 75,840.00	\$ 16,552.50	08/14/08			SDV TELECOMMUNICATIONS	S	MAINTENANCE OF THE TELEPHONE SYSTEM FOR 12 MONTHS KAHULUI AIRPORT	State Project Mgr.	Y
TRN131	B	as billed	M	\$ 7,660.00	\$ 7,660.00	08/14/08			SDV TELECOMMUNICATIONS	S	MAINTENANCE OF THE TELEPHONE SYSTEM FOR 12 MONTHS KAHULUI AIRPORT	State Project Mgr.	Y
TRN131	B	as billed	M	\$ 60,120.00	\$ 16,920.00	08/06/04			SDV TELECOMMUNICATIONS, INC.	S	MAINTENANCE OF THE AIRPORT TELEPHONE SYSTEM, AT HILO INT'L AIRPORT.	State Project Mgr.	Y
TRN131	B	as billed	M	\$ 3,080.00	\$ 3,080.00	08/06/04			SDV TELECOMMUNICATIONS, INC.	S	MAINTENANCE OF THE AIRPORT TELEPHONE SYSTEM, AT HILO INT'L AIRPORT.	State Project Mgr.	Y
TRN131	B	as billed	M	\$ 60,120.00	\$ 18,000.00	08/06/04			SDV TELECOMMUNICATIONS, INC.	S	MAINTENANCE OF THE AIRPORT TELEPHONE SYSTEM, AT HILO INT'L AIRPORT.	State Project Mgr.	Y
TRN131	B	as billed	M	\$ 3,080.00	\$ 3,080.00	08/06/04			SDV TELECOMMUNICATIONS, INC.	S	MAINTENANCE OF THE AIRPORT TELEPHONE SYSTEM, AT HILO INT'L AIRPORT.	State Project Mgr.	Y
TRN131	B	as billed	M	\$ 60,120.00	\$ 21,600.00	08/06/04			SDV TELECOMMUNICATIONS, INC.	S	MAINTENANCE OF THE AIRPORT TELEPHONE SYSTEM, AT HILO INT'L AIRPORT.	State Project Mgr.	Y
TRN131	B	as billed	M	\$ 3,080.00	\$ 3,080.00	08/06/04			SDV TELECOMMUNICATIONS, INC.	S	MAINTENANCE OF THE AIRPORT TELEPHONE SYSTEM, AT HILO INT'L AIRPORT.	State Project Mgr.	Y
TRN131	B	as billed	M	\$ 3,576.00	\$ 3,576.00	02/08/11			SIMPLEXGRINNELL, LP	S	MAINTENANCE OF FIRE ALARM KAHULUI AIRPORT BM1102-53	State Project Mgr.	Y
TRN131	B	as billed	M	\$ 34,424.00	\$ 5,261.53	02/08/11			SIMPLEXGRINNELL, LP	S	MAINTENANCE OF FIRE ALARM KAHULUI AIRPORT BM1102-53	State Project Mgr.	Y
TRN131	B	as billed	M	\$ 3,576.00	\$ 1,076.02	02/08/11			SIMPLEXGRINNELL, LP	S	MAINTENANCE OF FIRE ALARM KAHULUI AIRPORT BM1102-53	State Project Mgr.	Y
TRN131	B	as billed	M	\$ 34,424.00	\$ 260.12	02/08/11			SIMPLEXGRINNELL, LP	S	MAINTENANCE OF FIRE ALARM KAHULUI AIRPORT BM1102-53	State Project Mgr.	Y
TRN131	B	as billed	M	\$ 3,576.00	\$ 678.71	02/08/11			SIMPLEXGRINNELL, LP	S	MAINTENANCE OF FIRE ALARM KAHULUI AIRPORT BM1102-53	State Project Mgr.	Y
TRN131	B	as billed	M	\$ 48,608.68	\$ 30,943.70	03/04/14			SIMPLEXGRINNELL, LP	S	MAINTENANCE OF FIRE ALARM SYSTEM-KAHULUI AIRPORT	State Project Mgr.	Y
TRN131	B	as billed	M	\$ 4,791.32	\$ 4,791.32	03/04/14			SIMPLEXGRINNELL, LP	S	MAINTENANCE OF FIRE ALARM SYSTEM-KAHULUI AIRPORT	State Project Mgr.	Y
TRN131	B	as billed	M	\$ 11,600.00	\$ 11,600.00	03/04/14			SIMPLEXGRINNELL, LP	S	MAINTENANCE OF FIRE ALARM SYSTEM-KAHULUI AIRPORT	State Project Mgr.	Y
TRN131	B	as billed	M	\$361,732.00	\$361,732.00	10/21/14			SITA INFORMATION NETWORKING	S	MAINTENANCE OF FIDS, PA SYSTEM, AND GMS, KAHULUI AIRPORT. BM1423-53	State Project Mgr.	Y

Department of Transportation-Airports Division  
Active Contracts as of December 1, 2014

Table 20

<u>Prog ID</u>	<u>MOF</u>	<u>Amount</u>	<u>(M/A/O)</u>	<u>Max Value</u>	<u>Outstanding Balance</u>	<u>Date Executed</u>	<u>From</u>	<u>To</u>	<u>Organization</u>	<u>E/L/P/C/ G/S</u>	<u>Description</u>	<u>How Contract is Monitored</u>	<u>POS Y/N</u>
TRN131	B	as billed	M	\$ 36,168.00	\$ 36,168.00	10/21/14			SITA INFORMATION NETWORKING	S	MAINTENANCE OF FIDS, PA SYSTEM, AND GMS, KAHULUI AIRPORT. BM1423-53	State Project Mgr.	Y
TRN131	B	as billed	M	\$ 60,500.00	\$ 60,500.00	11/10/14			SITE ENGINEERING, INC.	S	INSTALL REDUCE PRESSURE BACKFLOW PREVENTERS, KAHULUI APT	State Project Mgr.	Y
TRN131	B	as billed	M	\$ 4,235.00	\$ 4,235.00	11/10/14			SITE ENGINEERING, INC.	S	INSTALL REDUCE PRESSURE BACKFLOW PREVENTERS, KAHULUI APT	State Project Mgr.	Y
TRN131	B	as billed	M	\$ 20,337.45	\$ 7,008.45	08/24/10			STRAUB CLINIC & HOSPITAL	S	FURNISHING ANNUAL APT FIREFIGHTER MEDICAL EXAMINATIONS KAHULUI/KAPALUA/	State Project Mgr.	Y
TRN131	B	as billed	M	\$ 18,656.30	\$ 7,568.09	08/24/10			STRAUB CLINIC & HOSPITAL	S	FURNISHING ANNUAL APT FIREFIGHTER MEDICAL EXAMINATIONS KAHULUI/KAPALUA/	State Project Mgr.	Y
TRN131	B	as billed	M	\$ 16,931.35	\$ 6,777.17	08/24/10			STRAUB CLINIC & HOSPITAL	S	FURNISHING ANNUAL APT FIREFIGHTER MEDICAL EXAMINATIONS KAHULUI/KAPALUA/	State Project Mgr.	Y
TRN131	B	as billed	M	\$ 64,750.00	\$ 46,680.30	02/11/05			TOWILL, SHIGEOKA & ASSOCIATES,	S	TOPOGRAPHIC MAPS FOR MAINTENANCE & REPAIR PROJECTS STATEWIDE	State Project Mgr.	Y
TRN131	B	as billed	M	\$ 5,250.00	\$ 3,616.09	02/11/05			TOWILL, SHIGEOKA & ASSOCIATES,	S	TOPOGRAPHIC MAPS FOR MAINTENANCE & REPAIR PROJECTS STATEWIDE	State Project Mgr.	Y
TRN131	B	as billed	M	\$478,342.00	\$144,949.93	11/12/13			VISTA SURETY INSURANCE	S	TERMINAL CEILING REPAIRS-KAHULUI AIRPORT JOB#CM1321-33.	State Project Mgr.	Y
TRN131	B	as billed	M	\$ 47,834.00	\$ 47,834.00	11/12/13			VISTA SURETY INSURANCE	S	TERMINAL CEILING REPAIRS-KAHULUI AIRPORT JOB#CM1321-33.	State Project Mgr.	Y
TRN131	B	as billed	M	\$200,000.00	\$195,761.97	01/11/07			WALTERS, KIMURA, MOTODA, INC.	S	TERMINAL LANDSCAPE IRRIGATION SYSTEM REPLACEMENT KAHULUI AIRPORT	State Project Mgr.	Y
TRN133	B	as billed	M	\$ 1,150.00	\$ 0.04	08/12/10			AED INSTITUTE OF AMERICA, INC.	S	MAINTENANCE/SUPPORT SVC FOR STATE AIRPORTS PAD/AED PROGRAMS, VARIOUS	State Project Mgr.	Y
TRN133	B	as billed	M	\$ 2,351.00	\$ 2,351.00	10/21/14			AED INSTITUTE OF AMERICA, INC.	S	FURNISHING & DEL OF AUTOMATIC EXTERNAL DEFIBRILLATORS FOR STATE AIRPORTS	State Project Mgr.	Y
TRN133	B	as billed	M	\$284,420.00	\$284,420.00	01/22/14			FOPCO, INC.	S	FUEL SYSTEM REPAIR-HANA AIRPORT JOB#CM3201-43	State Project Mgr.	Y
TRN133	B	as billed	M	\$ 10,580.00	\$ 10,580.00	01/22/14			FOPCO, INC.	S	FUEL SYSTEM REPAIR-HANA AIRPORT JOB#CM3201-43	State Project Mgr.	Y

Department of Transportation-Airports Division  
Active Contracts as of December 1, 2014

Table 20

<u>Prog ID</u>	<u>MOF</u>	<u>Amount</u>	<u>(M/A/O)</u>	<u>Max Value</u>	<u>Outstanding Balance</u>	<u>Date Executed</u>	<u>From</u>	<u>To</u>	<u>Organization</u>	<u>E/L/P/C/G/S</u>	<u>Description</u>	<u>How Contract is Monitored</u>	<u>POS Y/N</u>
TRN133	B	as billed	M	\$ 16,452.81	\$ 9,467.69	05/22/12			HARMER RADIO & ELECTRONICS,INC	S	MAINTENANCE OF AUTOMATED WEATHER OBSERVING SYSTEM WAIMEA-KOHALA, HANA &	State Project Mgr.	Y
TRN133	B	as billed	M	\$ 1,651.69	\$ 1,651.69	05/22/12			HARMER RADIO & ELECTRONICS,INC	S	MAINTENANCE OF AUTOMATED WEATHER OBSERVING SYSTEM WAIMEA-KOHALA, HANA &	State Project Mgr.	Y
TRN133	B	as billed	M	\$ 13,717.58	\$ 6,837.21	05/22/12			HARMER RADIO & ELECTRONICS,INC	S	MAINTENANCE OF AUTOMATED WEATHER OBSERVING SYSTEM WAIMEA-KOHALA, HANA &	State Project Mgr.	Y
TRN133	B	as billed	M	\$ 1,282.42	\$ 1,282.42	05/22/12			HARMER RADIO & ELECTRONICS,INC	S	MAINTENANCE OF AUTOMATED WEATHER OBSERVING SYSTEM WAIMEA-KOHALA, HANA &	State Project Mgr.	Y
TRN133	B	as billed	M	\$ 13,717.58	\$ 6,809.18	05/22/12			HARMER RADIO & ELECTRONICS,INC	S	MAINTENANCE OF AUTOMATED WEATHER OBSERVING SYSTEM WAIMEA-KOHALA, HANA &	State Project Mgr.	Y
TRN133	B	as billed	M	\$ 1,282.42	\$ 1,282.42	05/22/12			HARMER RADIO & ELECTRONICS,INC	S	MAINTENANCE OF AUTOMATED WEATHER OBSERVING SYSTEM WAIMEA-KOHALA, HANA &	State Project Mgr.	Y
TRN133	B	as billed	M	\$ 89,700.00	\$ 299.25	09/06/12			PAUL'S ELECTRICAL CONTRACTING,	S	AIRFIELD LIGHTING IMPROVEMENTS, HANA AIRPORT, CM3203-53	State Project Mgr.	Y
TRN133	N	as billed	M	\$807,300.00	\$ 2,708.00	09/06/12			PAUL'S ELECTRICAL CONTRACTING,	S	AIRFIELD LIGHTING IMPROVEMENTS, HANA AIRPORT, CM3203-53	State Project Mgr.	Y
TRN135	B	as billed	M	\$ 5,665.00	\$ 5,665.00	10/21/14			AED INSTITUTE OF AMERICA, INC.	S	FURNISHING & DEL OF AUTOMATIC EXTERNAL DEFIBRILLATORS FOR STATE AIRPORTS	State Project Mgr.	Y
TRN135	B	as billed	M	\$ 2,351.00	\$ 2,351.00	10/21/14			AED INSTITUTE OF AMERICA, INC.	S	FURNISHING & DEL OF AUTOMATIC EXTERNAL DEFIBRILLATORS FOR STATE AIRPORTS	State Project Mgr.	Y
TRN135	B	as billed	M	\$151,735.31	\$151,735.31	10/31/13			CASTAWAY CONSTRUCTION &	S	OFFICE ADDITION KAPALUA AIRPORT JOB#CM6321-33	State Project Mgr.	Y
TRN135	B	as billed	M	\$ 15,162.69	\$ 15,162.69	10/31/13			CASTAWAY CONSTRUCTION &	S	OFFICE ADDITION KAPALUA AIRPORT JOB#CM6321-33	State Project Mgr.	Y
TRN135	B	as billed	M	\$ 13,735.27	\$ 2,728.76	05/22/12			HARMER RADIO & ELECTRONICS,INC	S	MAINTENANCE OF AUTOMATED WEATHER OBSERVING SYSTEM WAIMEA-KOHALA, HANA &	State Project Mgr.	Y
TRN135	B	as billed	M	\$ 1,651.68	\$ 1,651.68	05/22/12			HARMER RADIO & ELECTRONICS,INC	S	MAINTENANCE OF AUTOMATED WEATHER OBSERVING SYSTEM WAIMEA-KOHALA, HANA &	State Project Mgr.	Y
TRN135	B	as billed	M	\$ 13,735.27	\$ 8,203.56	05/22/12			HARMER RADIO & ELECTRONICS,INC	S	MAINTENANCE OF AUTOMATED WEATHER OBSERVING SYSTEM WAIMEA-KOHALA, HANA &	State Project Mgr.	Y

Department of Transportation-Airports Division  
Active Contracts as of December 1, 2014

Table 20

<u>Prog ID</u>	<u>MOF</u>	<u>Amount</u>	<u>(M/A/O)</u>	<u>Max Value</u>	<u>Outstanding Balance</u>	<u>Date Executed</u>	<u>From</u>	<u>To</u>	<u>Organization</u>	<u>E/L/P/C/G/S</u>	<u>Description</u>	<u>How Contract is Monitored</u>	<u>POS Y/N</u>
TRN135	B	as billed	M	\$ 1,651.68	\$ 1,651.68	05/22/12			HARMER RADIO & ELECTRONICS,INC	S	MAINTENANCE OF AUTOMATED WEATHER OBSERVING SYSTEM WAIMEA-KOHALA, HANA &	State Project Mgr.	Y
TRN135	B	as billed	M	\$ 13,735.27	\$ 12,723.95	05/22/12			HARMER RADIO & ELECTRONICS,INC	S	MAINTENANCE OF AUTOMATED WEATHER OBSERVING SYSTEM WAIMEA-KOHALA, HANA &	State Project Mgr.	Y
TRN135	B	as billed	M	\$ 1,651.68	\$ 1,651.68	05/22/12			HARMER RADIO & ELECTRONICS,INC	S	MAINTENANCE OF AUTOMATED WEATHER OBSERVING SYSTEM WAIMEA-KOHALA, HANA &	State Project Mgr.	Y
TRN135	B	as billed	M	\$177,410.00	\$177,410.00	10/30/13			MAUI KUPONO BUILDERS, LLC.	S	WATER SYSTEM UPGRADES, KAPALUA AIRPORT, CM6322-43	State Project Mgr.	Y
TRN135	B	as billed	M	\$ 17,741.00	\$ 17,741.00	10/30/13			MAUI KUPONO BUILDERS, LLC.	S	WATER SYSTEM UPGRADES, KAPALUA AIRPORT, CM6322-43	State Project Mgr.	Y
TRN135	B	as billed	M	\$ 11,677.00	\$ 1,993.25	10/14/09			MID-PACIFIC PEST CONTROL, INC.	S	TERMITE TREATMENT KAPALUA AIRPORT SM6901-33 / (IFB 5/29/09)	State Project Mgr.	Y
TRN135	B	as billed	M	\$ 1,167.70	\$ 1,167.70	10/14/09			MID-PACIFIC PEST CONTROL, INC.	S	TERMITE TREATMENT KAPALUA AIRPORT SM6901-33 / (IFB 5/29/09)	State Project Mgr.	Y
TRN135	B	as billed	M	\$ 1,460.00	\$ 901.80	08/24/10			STRAUB CLINIC & HOSPITAL	S	FURNISHING ANNUAL APT FIREFIGHTER MEDICAL EXAMINATIONS KAHULUI/KAPALUA/	State Project Mgr.	Y
TRN135	B	as billed	M	\$ 1,728.00	\$ 582.75	08/24/10			STRAUB CLINIC & HOSPITAL	S	FURNISHING ANNUAL APT FIREFIGHTER MEDICAL EXAMINATIONS KAHULUI/KAPALUA/	State Project Mgr.	Y
TRN135	B	as billed	M	\$ 3,819.35	\$ 2,725.97	08/24/10			STRAUB CLINIC & HOSPITAL	S	FURNISHING ANNUAL APT FIREFIGHTER MEDICAL EXAMINATIONS KAHULUI/KAPALUA/	State Project Mgr.	Y
TRN141	B	as billed	M	\$ 2.51	\$ 2.51	03/07/05			AECOM TECHNICAL SERVICES, INC.	S	CONSTRUCTION MGT SUPPORT FOR VARIOUS MAINT & REPAIR PROJECTS STATEWIDE	State Project Mgr.	Y
TRN141	B	as billed	M	\$ 926.88	\$ 926.88	03/07/05			AECOM TECHNICAL SERVICES, INC.	S	CONSTRUCTION MGT SUPPORT FOR VARIOUS MAINT & REPAIR PROJECTS STATEWIDE	State Project Mgr.	Y
TRN141	B	as billed	M	\$ 1,150.00	\$ 0.04	08/12/10			AED INSTITUTE OF AMERICA, INC.	S	MAINTENANCE/SUPPORT SVC FOR STATE AIRPORTS PAD/AED PROGRAMS, VARIOUS	State Project Mgr.	Y
TRN141	B	as billed	M	\$ 5,665.00	\$ 5,665.00	10/21/14			AED INSTITUTE OF AMERICA, INC.	S	FURNISHING & DEL OF AUTOMATIC EXTERNAL DEFIBRILLATORS FOR STATE AIRPORTS	State Project Mgr.	Y
TRN141	B	as billed	M	\$ 2,351.00	\$ 2,351.00	10/21/14			AED INSTITUTE OF AMERICA, INC.	S	FURNISHING & DEL OF AUTOMATIC EXTERNAL DEFIBRILLATORS FOR STATE AIRPORTS	State Project Mgr.	Y
TRN141	B	as billed	M	\$ 13,900.00	\$ 13,900.00	10/25/11			E TEN, INC.	S	ELECTRICAL DISTRIBUTION RE-WIRING, MOLOKAI AIRPORT	State Project Mgr.	Y

Department of Transportation-Airports Division  
Active Contracts as of December 1, 2014

Table 20

<u>Prog ID</u>	<u>MOF</u>	<u>Amount</u>	<u>(M/A/O)</u>	<u>Max Value</u>	<u>Outstanding Balance</u>	<u>Date Executed</u>	<u>From</u>	<u>To</u>	<u>Organization</u>	<u>E/L/P/C/ G/S</u>	<u>Description</u>	<u>How Contract is Monitored</u>	<u>POS Y/N</u>
TRN141	B	as billed	M	\$ 1,400.00	\$ 1,400.00	10/25/11			E TEN, INC.	S	ELECTRICAL DISTRIBUTION RE-WIRING, MOLOKAI AIRPORT	State Project Mgr.	Y
TRN141	B	as billed	M	\$471,136.00	\$393,872.36	07/02/14			F & H CONSTRUCTION	S	TERMINAL RENOVATION PHASE I MOLOKAI AIRPORT JOB#2321-33	State Project Mgr.	Y
TRN141	B	as billed	M	\$ 30,000.00	\$ 8,956.13	02/15/05			MACTEC ENGINEERING &	S	CIVIL ENGINEERING DESIGN SVCS MAINTENANCE AND REPAIR PROJECTS STATEWIDE	State Project Mgr.	Y
TRN141	B	as billed	M	\$ 3,437.00	\$ 319.75	08/24/10			STRAUB CLINIC & HOSPITAL	S	FURNISHING ANNUAL APT FIREFIGHTER MEDICAL EXAMINATIONS KAHULUI/KAPALUA/	State Project Mgr.	Y
TRN141	B	as billed	M	\$ 4,266.55	\$ 2,953.77	08/24/10			STRAUB CLINIC & HOSPITAL	S	FURNISHING ANNUAL APT FIREFIGHTER MEDICAL EXAMINATIONS KAHULUI/KAPALUA/	State Project Mgr.	Y
TRN141	B	as billed	M	\$ 4,704.35	\$ 2,541.43	08/24/10			STRAUB CLINIC & HOSPITAL	S	FURNISHING ANNUAL APT FIREFIGHTER MEDICAL EXAMINATIONS KAHULUI/KAPALUA/	State Project Mgr.	Y
TRN141	B	as billed	M	\$ 37,000.00	\$ 37,000.00	02/11/05			TOWILL, SHIGEOKA & ASSOCIATES,	S	TOPOGRAPHIC MAPS FOR MAINTENANCE & REPAIR PROJECTS STATEWIDE	State Project Mgr.	Y
TRN141	B	as billed	M	\$ 3,000.00	\$ 1,289.26	02/11/05			TOWILL, SHIGEOKA & ASSOCIATES,	S	TOPOGRAPHIC MAPS FOR MAINTENANCE & REPAIR PROJECTS STATEWIDE	State Project Mgr.	Y
TRN143	B	as billed	M	\$ 2,351.00	\$ 2,351.00	10/21/14			AED INSTITUTE OF AMERICA, INC.	S	FURNISHING & DEL OF AUTOMATIC EXTERNAL DEFIBRILLATORS FOR STATE AIRPORTS	State Project Mgr.	Y
TRN143	N	as billed	M	\$150,000.00	\$ 3,104.00	06/27/12			FUNG ASSOCIATES INC.	S	DESIGN SVCS FOR MISCELLANEOUS TERMINAL IMPR. KALAUPAPA AIRPORT.	State Project Mgr.	Y
TRN151	B	as billed	M	\$ 1,100.00	\$ 33.37	08/12/10			AED INSTITUTE OF AMERICA, INC.	S	MAINTENANCE/SUPPORT SVC FOR STATE AIRPORTS PAD/AED PROGRAMS, VARIOUS	State Project Mgr.	Y
TRN151	B	as billed	M	\$ 1,150.00	\$ 0.04	08/12/10			AED INSTITUTE OF AMERICA, INC.	S	MAINTENANCE/SUPPORT SVC FOR STATE AIRPORTS PAD/AED PROGRAMS, VARIOUS	State Project Mgr.	Y
TRN151	B	as billed	M	\$ 5,665.00	\$ 5,665.00	10/21/14			AED INSTITUTE OF AMERICA, INC.	S	FURNISHING & DEL OF AUTOMATIC EXTERNAL DEFIBRILLATORS FOR STATE AIRPORTS	State Project Mgr.	Y
TRN151	B	as billed	M	\$ 2,351.00	\$ 2,351.00	10/21/14			AED INSTITUTE OF AMERICA, INC.	S	FURNISHING & DEL OF AUTOMATIC EXTERNAL DEFIBRILLATORS FOR STATE AIRPORTS	State Project Mgr.	Y
TRN151	B	as billed	M	\$400,000.00	\$375,428.23	10/17/12			BRIAN'S CONTRACTING, INC.	S	GENERAL CONSTRUCTION REPAIRS LANAI AIRPORT JOB#CM4201-13	State Project Mgr.	Y

Department of Transportation-Airports Division  
Active Contracts as of December 1, 2014

Table 20

<u>Prog ID</u>	<u>MOF</u>	<u>Amount</u>	<u>(M/A/O)</u>	<u>Max Value</u>	<u>Outstanding Balance</u>	<u>Date Executed</u>	<u>From</u>	<u>To</u>	<u>Organization</u>	<u>E/L/P/C/ G/S</u>	<u>Description</u>	<u>How Contract is Monitored</u>	<u>POS Y/N</u>
TRN151	B	as billed	M	\$372,307.80	\$372,307.80	07/22/13			BRIAN'S CONTRACTING, INC.	S	PASSENGER TERMINAL ROOF REPLACEMENT LANAI AIRPORT JOB#CM4320-43.	State Project Mgr.	Y
TRN151	B	as billed	M	\$ 37,229.20	\$ 37,229.20	07/22/13			BRIAN'S CONTRACTING, INC.	S	PASSENGER TERMINAL ROOF REPLACEMENT LANAI AIRPORT JOB#CM4320-43.	State Project Mgr.	Y
TRN151	B	as billed	M	\$ 2,778.00	\$ 956.85	08/24/10			STRAUB CLINIC & HOSPITAL	S	FURNISHING ANNUAL APT FIREFIGHTER MEDICAL EXAMINATIONS KAHULUI/KAPALUA/	State Project Mgr.	Y
TRN151	B	as billed	M	\$ 3,071.90	\$ 1,879.14	08/24/10			STRAUB CLINIC & HOSPITAL	S	FURNISHING ANNUAL APT FIREFIGHTER MEDICAL EXAMINATIONS KAHULUI/KAPALUA/	State Project Mgr.	Y
TRN151	B	as billed	M	\$ 2,944.30	\$ 929.74	08/24/10			STRAUB CLINIC & HOSPITAL	S	FURNISHING ANNUAL APT FIREFIGHTER MEDICAL EXAMINATIONS KAHULUI/KAPALUA/	State Project Mgr.	Y
TRN161	B	as billed	M	\$100,000.00	\$100,000.00	10/02/14			A & B ELECTRIC CO., INC.	S	MAINTENANCE OF ELECTRICAL EQUIPMENT-LIHUE AIRPORT	State Project Mgr.	Y
TRN161	B	as billed	M	\$ 4,000.00	\$ 4,000.00	03/07/05			AECOM TECHNICAL SERVICES, INC.	S	CONSTRUCTION MGT SUPPORT FOR VARIOUS MAINT & REPAIR PROJECTS STATEWIDE	State Project Mgr.	Y
TRN161	B	as billed	M	\$ 20.73	\$ 20.73	03/07/05			AECOM TECHNICAL SERVICES, INC.	S	CONSTRUCTION MGT SUPPORT FOR VARIOUS MAINT & REPAIR PROJECTS STATEWIDE	State Project Mgr.	Y
TRN161	B	as billed	M	\$ 265.38	\$ 265.38	09/26/05			AECOM TECHNICAL SERVICES, INC.	S	STATEWIDE ENVIRONMENTAL IMPROVEMENTS PROJECT#CS1503-61.	State Project Mgr.	Y
TRN161	B	as billed	M	\$682,762.00	\$ 24,446.81	11/04/05			ALLIED PACIFIC BUILDERS, INC.	S	REPAIR MAIN TERMINAL ROOF AT LIHUE AIRPORT CK1511-83.	State Project Mgr.	Y
TRN161	B	as billed	M	\$ 34,138.00	\$ 34,138.00	11/04/05			ALLIED PACIFIC BUILDERS, INC.	S	REPAIR MAIN TERMINAL ROOF AT LIHUE AIRPORT CK1511-83.	State Project Mgr.	Y
TRN161	B	as billed	M	\$ 66,920.00	\$ 22,306.60	06/15/11			AQUA ENGINEERS, INC.	S	MAINTENANCE OF WASTEWATER PUMPS & INSPECTION OF REDUCED PRESSURE BACKFLO	State Project Mgr.	Y
TRN161	B	as billed	M	\$ 6,780.00	\$ 6,780.00	06/15/11			AQUA ENGINEERS, INC.	S	MAINTENANCE OF WASTEWATER PUMPS & INSPECTION OF REDUCED PRESSURE BACKFLO	State Project Mgr.	Y
TRN161	B	as billed	M	\$ 66,920.00	\$ 11,657.33	06/15/11			AQUA ENGINEERS, INC.	S	MAINTENANCE OF WASTEWATER PUMPS & INSPECTION OF REDUCED PRESSURE BACKFLO	State Project Mgr.	Y
TRN161	B	as billed	M	\$ 6,780.00	\$ 6,780.00	06/15/11			AQUA ENGINEERS, INC.	S	MAINTENANCE OF WASTEWATER PUMPS & INSPECTION OF REDUCED PRESSURE BACKFLO	State Project Mgr.	Y

Department of Transportation-Airports Division  
Active Contracts as of December 1, 2014

Table 20

<u>Prog ID</u>	<u>MOF</u>	<u>Amount</u>	<u>(M/A/O)</u>	<u>Max Value</u>	<u>Outstanding Balance</u>	<u>Date Executed</u>	<u>From</u>	<u>To</u>	<u>Organization</u>	<u>E/L/P/C/ G/S</u>	<u>Description</u>	<u>How Contract is Monitored</u>	<u>POS Y/N</u>
TRN161	B	as billed	M	\$ 66,920.00	\$ 16,416.93	06/15/11			AQUA ENGINEERS, INC.	S	MAINTENANCE OF WASTEWATER PUMPS & INSPECTION OF REDUCED PRESSURE BACKFLO	State Project Mgr.	Y
TRN161	B	as billed	M	\$ 6,780.00	\$ 6,780.00	06/15/11			AQUA ENGINEERS, INC.	S	MAINTENANCE OF WASTEWATER PUMPS & INSPECTION OF REDUCED PRESSURE BACKFLO	State Project Mgr.	Y
TRN161	B	as billed	M	\$ 76,920.00	\$ 76,920.00	08/04/14			AQUA ENGINEERS, INC.	S	MAINT OF WASTEWATER PUMPS & INSPECT OF RPB LIHUE AIRPORT	State Project Mgr.	Y
TRN161	B	as billed	M	\$ 7,780.00	\$ 7,780.00	08/04/14			AQUA ENGINEERS, INC.	S	MAINT OF WASTEWATER PUMPS & INSPECT OF RPB LIHUE AIRPORT	State Project Mgr.	Y
TRN161	B	as billed	M	#####	\$ 42,173.15	06/28/07			GLOVER, JAS W., LTD.	S	TAXIWAYS & CARGO APRON PAVEMENT REPAIRS-LIHUE AIRPORT	State Project Mgr.	Y
TRN161	B	as billed	M	\$135,000.00	\$ 1.81	06/28/07			GLOVER, JAS. W., LTD.	S	TAXIWAYS & CARGO APRON PAVEMENT REPAIRS-LIHUE AIRPORT	State Project Mgr.	Y
TRN161	B	as billed	M	\$ 96,053.08	\$ 824.15	08/02/10			HONEYWELL INTERNATIONAL, INC.	S	MAINT OF SEC & ENERGY MONITORING & CONTROL SYSTEMS	State Project Mgr.	Y
TRN161	B	as billed	M	\$ 8,946.92	\$ 1,293.23	08/02/10			HONEYWELL INTERNATIONAL, INC.	S	MAINT OF SEC & ENERGY MONITORING & CONTROL SYSTEMS	State Project Mgr.	Y
TRN161	B	as billed	M	\$ 96,053.08	\$ 7,591.24	08/02/10			HONEYWELL INTERNATIONAL, INC.	S	MAINT OF SEC & ENERGY MONITORING & CONTROL SYSTEMS	State Project Mgr.	Y
TRN161	B	as billed	M	\$ 8,946.92	\$ 8,946.92	08/02/10			HONEYWELL INTERNATIONAL, INC.	S	MAINT OF SEC & ENERGY MONITORING & CONTROL SYSTEMS	State Project Mgr.	Y
TRN161	B	as billed	M	\$ 96,053.08	\$ 12,558.37	08/02/10			HONEYWELL INTERNATIONAL, INC.	S	MAINT OF SEC & ENERGY MONITORING & CONTROL SYSTEMS	State Project Mgr.	Y
TRN161	B	as billed	M	\$ 8,946.92	\$ 8,946.92	08/02/10			HONEYWELL INTERNATIONAL, INC.	S	MAINT OF SEC & ENERGY MONITORING & CONTROL SYSTEMS	State Project Mgr.	Y
TRN161	B	as billed	M	#####	\$ 13,676.25	08/09/07			HSI MECHANICAL, INC.	S	AIR CONDITIONING SYSTEM REPLACEMENT PHASE 1 LIHUE AIRPORT PROJECT#CK1706	State Project Mgr.	Y
TRN161	B	as billed	M	\$274,067.00	\$ 39,983.00	08/09/07			HSI MECHANICAL, INC.	S	AIR CONDITIONING SYSTEM REPLACEMENT PHASE 1 LIHUE AIRPORT PROJECT#CK1706	State Project Mgr.	Y
TRN161	B	as billed	M	\$280,000.00	\$ 24,106.01	06/02/06			INNOVATIVE TECHNICAL SOLUTIONS	S	CONS. MGMT. SUPPORT FOR MAINT. & REPAIR PROJECTS STATEWIDE AIRPORT	State Project Mgr.	Y

Department of Transportation-Airports Division  
Active Contracts as of December 1, 2014

Table 20

<u>Prog ID</u>	<u>MOF</u>	<u>Amount</u>	<u>(M/A/O)</u>	<u>Max Value</u>	<u>Outstanding Balance</u>	<u>Date Executed</u>	<u>From</u>	<u>To</u>	<u>Organization</u>	<u>E/L/P/C/ G/S</u>	<u>Description</u>	<u>How Contract is Monitored</u>	<u>POS Y/N</u>
TRN161	B	as billed	M	\$ 20,000.00	\$ 3,597.09	06/02/06			INNOVATIVE TECHNICAL SOLUTIONS	S	CONS. MGMT. SUPPORT FOR MAINT. & REPAIR PROJECTS STATEWIDE AIRPORT	State Project Mgr.	Y
TRN161	B	as billed	M	\$ 30,000.00	\$ 5,801.56	03/09/07			INNOVATIVE TECHNICAL SOLUTIONS	S	CONS. MGMT SVCS FOR MAINT. & REPAIR PROJECTS STATEWIDE AIRPORTS	State Project Mgr.	Y
TRN161	B	as billed	M	\$ 49,999.92	\$ 976.53	04/20/05			ISLAND SIGNAL & SOUND, INC.	S	MAINTENANCE OF PUBLIC ADDRESS SYSTEM LIHUE AIRPORT PROJECT#BK1502-53.	State Project Mgr.	Y
TRN161	B	as billed	M	\$ 49,999.92	\$ 4,277.21	04/20/05			ISLAND SIGNAL & SOUND, INC.	S	MAINTENANCE OF PUBLIC ADDRESS SYSTEM LIHUE AIRPORT PROJECT#BK1502-53.	State Project Mgr.	Y
TRN161	B	as billed	M	\$ 5,000.00	\$ 5,000.00	04/20/05			ISLAND SIGNAL & SOUND, INC.	S	MAINTENANCE OF PUBLIC ADDRESS SYSTEM LIHUE AIRPORT PROJECT#BK1502-53.	State Project Mgr.	Y
TRN161	B	as billed	M	\$ 49,999.92	\$ 4,280.64	04/20/05			ISLAND SIGNAL & SOUND, INC.	S	MAINTENANCE OF PUBLIC ADDRESS SYSTEM LIHUE AIRPORT PROJECT#BK1502-53.	State Project Mgr.	Y
TRN161	B	as billed	M	\$ 5,000.00	\$ 719.36	04/20/05			ISLAND SIGNAL & SOUND, INC.	S	MAINTENANCE OF PUBLIC ADDRESS SYSTEM LIHUE AIRPORT PROJECT#BK1502-53.	State Project Mgr.	Y
TRN161	B	as billed	M	\$ 10,200.00	\$ 10,200.00	11/06/09			ISLAND SIGNAL & SOUND, INC.	S	MAINTENANCE OF PUBLIC ADDRESS SYSTEM-LOHUE AIRPORT. OPT TO EXTEND 2-12MO	State Project Mgr.	Y
TRN161	B	as billed	M	\$ 10,200.00	\$ 10,200.00	11/06/09			ISLAND SIGNAL & SOUND, INC.	S	MAINTENANCE OF PUBLIC ADDRESS SYSTEM-LOHUE AIRPORT. OPT TO EXTEND 2-12MO	State Project Mgr.	Y
TRN161	B	as billed	M	\$239,800.00	\$ 19,000.00	11/06/09			ISLAND SIGNAL & SOUND, INC.	S	MAINTENANCE OF PUBLIC ADDRESS SYSTEM-LOHUE AIRPORT. OPT TO EXTEND 2-12MO	State Project Mgr.	Y
TRN161	B	as billed	M	\$ 10,200.00	\$ 10,200.00	11/06/09			ISLAND SIGNAL & SOUND, INC.	S	MAINTENANCE OF PUBLIC ADDRESS SYSTEM-LOHUE AIRPORT. OPT TO EXTEND 2-12MO	State Project Mgr.	Y
TRN161	B	as billed	M	\$247,000.00	\$ 19,000.00	01/11/13			ISLAND SIGNAL & SOUND, INC.	S	MAINTENANCE OF PUBLIC ADDRESS & FLIGHT INFORMATION SYSTEMS-LIHUE AIRPORT	State Project Mgr.	Y
TRN161	B	as billed	M	\$ 13,000.00	\$ 13,000.00	01/11/13			ISLAND SIGNAL & SOUND, INC.	S	MAINTENANCE OF PUBLIC ADDRESS & FLIGHT INFORMATION SYSTEMS-LIHUE AIRPORT	State Project Mgr.	Y
TRN161	B	as billed	M	\$247,000.00	\$114,000.00	01/11/13			ISLAND SIGNAL & SOUND, INC.	S	MAINTENANCE OF PUBLIC ADDRESS & FLIGHT INFORMATION SYSTEMS-LIHUE AIRPORT	State Project Mgr.	Y



Department of Transportation-Airports Division  
Active Contracts as of December 1, 2014

Table 20

<u>Prog ID</u>	<u>MOF</u>	<u>Amount</u>	<u>(M/A/O)</u>	<u>Max Value</u>	<u>Outstanding Balance</u>	<u>Date Executed</u>	<u>From</u>	<u>To</u>	<u>Organization</u>	<u>E/L/P/C/ G/S</u>	<u>Description</u>	<u>How Contract is Monitored</u>	<u>POS Y/N</u>
TRN161	B	as billed	M	\$ 13,000.00	\$ 13,000.00	01/11/13			ISLAND SIGNAL & SOUND, INC.	S	MAINTENANCE OF PUBLIC ADDRESS & FLIGHT INFORMATION SYSTEMS-LIHUE AIRPORT	State Project Mgr.	Y
TRN161	B	as billed	M	\$247,000.00	\$247,000.00	01/11/13			ISLAND SIGNAL & SOUND, INC.	S	MAINTENANCE OF PUBLIC ADDRESS & FLIGHT INFORMATION SYSTEMS-LIHUE AIRPORT	State Project Mgr.	Y
TRN161	B	as billed	M	\$ 13,000.00	\$ 13,000.00	01/11/13			ISLAND SIGNAL & SOUND, INC.	S	MAINTENANCE OF PUBLIC ADDRESS & FLIGHT INFORMATION SYSTEMS-LIHUE AIRPORT	State Project Mgr.	Y
TRN161	B	as billed	M	\$ 37,000.00	\$ 10,479.10	08/20/13			ISLAND SIGNAL & SOUND, INC.	S	MAINTENANCE OF FIRE ALARM SYSTEM-LIHUE AIRPORT JOB#BK1322-53.	State Project Mgr.	Y
TRN161	B	as billed	M	\$ 3,700.00	\$ 3,700.00	08/20/13			ISLAND SIGNAL & SOUND, INC.	S	MAINTENANCE OF FIRE ALARM SYSTEM-LIHUE AIRPORT JOB#BK1322-53.	State Project Mgr.	Y
TRN161	B	as billed	M	\$ 37,000.00	\$ 37,000.00	08/20/13			ISLAND SIGNAL & SOUND, INC.	S	MAINTENANCE OF FIRE ALARM SYSTEM-LIHUE AIRPORT JOB#BK1322-53.	State Project Mgr.	Y
TRN161	B	as billed	M	\$ 3,700.00	\$ 3,700.00	08/20/13			ISLAND SIGNAL & SOUND, INC.	S	MAINTENANCE OF FIRE ALARM SYSTEM-LIHUE AIRPORT JOB#BK1322-53.	State Project Mgr.	Y
TRN161	B	as billed	M	\$ 4,636.00	\$ 853.00	07/24/08			JOHNSON CONTROLS, INC.	S	STATEWIDE AIRPORT ACCESS CONTROL & VIDEO MONITORING SYSTEM-MATERIAL	State Project Mgr.	Y
TRN161	B	as billed	M	\$132,000.00	\$ 19,856.00	03/20/13			JOHNSON CONTROLS, INC.	S	MAINT. OF VIDEO MONITORING AND ACCESS CONTROL SYSTEM(VMACS)LIHUE AIRPORT	State Project Mgr.	Y
TRN161	B	as billed	M	\$191,416.00	\$111,513.40	03/20/13			JOHNSON CONTROLS, INC.	S	MAINT. OF VIDEO MONITORING AND ACCESS CONTROL SYSTEM(VMACS)LIHUE AIRPORT	State Project Mgr.	Y
TRN161	B	as billed	M	\$ 15,584.00	\$ 15,584.00	03/20/13			JOHNSON CONTROLS, INC.	S	MAINT. OF VIDEO MONITORING AND ACCESS CONTROL SYSTEM(VMACS)LIHUE AIRPORT	State Project Mgr.	Y
TRN161	B	as billed	M	\$210,407.00	\$210,407.00	06/27/14			KAIKOR CONSTRUCTION COMPANY,	S	CONCRETE APRON EXTENSION LIHUE AIRPORT JOB#CK1324-33	State Project Mgr.	Y
TRN161	B	as billed	M	\$ 20,000.00	\$ 137.78	02/15/05			MACTEC ENGINEERING &	S	CIVIL ENGINEERING DESIGN SVCS MAINTENANCE AND REPAIR PROJECTS STATEWIDE	State Project Mgr.	Y
TRN161	B	as billed	M	\$133,822.00	\$133,822.00	08/04/14			NATIONAL FIRE PROTECTION CO.,	S	INSPECTION AND MAINTENANCE SERVICES OF AIRPORT FIRE PROTECTION EQUIPMENT	State Project Mgr.	Y

Department of Transportation-Airports Division  
Active Contracts as of December 1, 2014

Table 20

<u>Prog ID</u>	<u>MOF</u>	<u>Amount</u>	<u>(M/A/O)</u>	<u>Max Value</u>	<u>Outstanding Balance</u>	<u>Date Executed</u>	<u>From</u>	<u>To</u>	<u>Organization</u>	<u>E/L/P/C/G/S</u>	<u>Description</u>	<u>How Contract is Monitored</u>	<u>POS Y/N</u>
TRN161	B	as billed	M	\$ 1,178.00	\$ 1,178.00	08/04/14			NATIONAL FIRE PROTECTION CO.,	S	INSPECTION AND MAINTENANCE SERVICES OF AIRPORT FIRE PROTECTION EQUIPMENT	State Project Mgr.	Y
TRN161	B	as billed	M	\$141,580.90	\$ 47,322.24	02/08/11			OAHU AIR CONDITIONING SERVICE,	S	MAINTENANCE OF AIR CONDITIONING EQUIPMENT LIHUE AIRPORT BK1101-43	State Project Mgr.	Y
TRN161	B	as billed	M	\$ 14,419.10	\$ 14,419.10	02/08/11			OAHU AIR CONDITIONING SERVICE,	S	MAINTENANCE OF AIR CONDITIONING EQUIPMENT LIHUE AIRPORT BK1101-43	State Project Mgr.	Y
TRN161	B	as billed	M	\$141,580.90	\$ 30,890.36	02/08/11			OAHU AIR CONDITIONING SERVICE,	S	MAINTENANCE OF AIR CONDITIONING EQUIPMENT LIHUE AIRPORT BK1101-43	State Project Mgr.	Y
TRN161	B	as billed	M	\$ 14,419.10	\$ 11,983.16	02/08/11			OAHU AIR CONDITIONING SERVICE,	S	MAINTENANCE OF AIR CONDITIONING EQUIPMENT LIHUE AIRPORT BK1101-43	State Project Mgr.	Y
TRN161	B	as billed	M	\$148,583.71	\$ 33,096.92	07/25/13			OAHU AIR CONDITIONING SERVICE,	S	MAINTENANCE OF AIR CONDITIONING EQUIPMENT, LIHUE AIRPORT, BK1325-43	State Project Mgr.	Y
TRN161	B	as billed	M	\$ 7,416.29	\$ 7,416.29	07/25/13			OAHU AIR CONDITIONING SERVICE,	S	MAINTENANCE OF AIR CONDITIONING EQUIPMENT, LIHUE AIRPORT, BK1325-43	State Project Mgr.	Y
TRN161	B	as billed	M	\$104,912.90	\$ 16,295.52	01/12/12			OTIS ELEVATOR COMPANY	S	MAINTENANCE OF ELEVATORS, LIHUE AIRPORT, BK1202-43	State Project Mgr.	Y
TRN161	B	as billed	M	\$104,912.90	\$ 18,492.90	01/12/12			OTIS ELEVATOR COMPANY	S	MAINTENANCE OF ELEVATORS, LIHUE AIRPORT, BK1202-43	State Project Mgr.	Y
TRN161	B	as billed	M	\$ 10,587.10	\$ 10,587.10	01/12/12			OTIS ELEVATOR COMPANY	S	MAINTENANCE OF ELEVATORS, LIHUE AIRPORT, BK1202-43	State Project Mgr.	Y
TRN161	B	as billed	M	\$104,912.90	\$ 35,092.90	01/12/12			OTIS ELEVATOR COMPANY	S	MAINTENANCE OF ELEVATORS, LIHUE AIRPORT, BK1202-43	State Project Mgr.	Y
TRN161	B	as billed	M	\$ 10,587.10	\$ 10,587.10	01/12/12			OTIS ELEVATOR COMPANY	S	MAINTENANCE OF ELEVATORS, LIHUE AIRPORT, BK1202-43	State Project Mgr.	Y
TRN161	B	as billed	M	\$123,413.00	\$ 816.83	03/15/07			OXFORD ELECTRONICS, INC.	S	MAINTENANCE OF PASSENGER LOADING BRIDGES & BAGGAGE HANDLING EQUIPMENT	State Project Mgr.	Y
TRN161	B	as billed	M	\$267,155.56	\$ 3,250.55	03/15/07			OXFORD ELECTRONICS, INC.	S	MAINTENANCE OF PASSENGER LOADING BRIDGES & BAGGAGE HANDLING EQUIPMENT	State Project Mgr.	Y
TRN161	B	as billed	M	\$ 7,844.44	\$ 7,844.44	03/15/07			OXFORD ELECTRONICS, INC.	S	MAINTENANCE OF PASSENGER LOADING BRIDGES & BAGGAGE HANDLING EQUIPMENT	State Project Mgr.	Y
TRN161	B	as billed	M	\$267,155.56	\$ 12,325.54	03/15/07			OXFORD ELECTRONICS, INC.	S	MAINTENANCE OF PASSENGER LOADING BRIDGES & BAGGAGE HANDLING EQUIPMENT	State Project Mgr.	Y

Department of Transportation-Airports Division  
Active Contracts as of December 1, 2014

Table 20

<u>Prog ID</u>	<u>MOF</u>	<u>Amount</u>	<u>(M/A/O)</u>	<u>Max Value</u>	<u>Outstanding Balance</u>	<u>Date Executed</u>	<u>From</u>	<u>To</u>	<u>Organization</u>	<u>E/L/P/C/ G/S</u>	<u>Description</u>	<u>How Contract is Monitored</u>	<u>POS Y/N</u>
TRN161	B	as billed	M	\$ 7,844.44	\$ 7,844.44	03/15/07			OXFORD ELECTRONICS, INC.	S	MAINTENANCE OF PASSENGER LOADING BRIDGES & BAGGAGE HANDLING EQUIPMENT	State Project Mgr.	Y
TRN161	E	as billed	M	\$ 80,750.00	\$ 11,329.35	12/04/09			PAC ELECTRIC CO., INC.	S	ACCESS CONTROL & CCTV SYSTEM UPGRADE LIHUE AIRPORT AK1052-02.	State Project Mgr.	Y
TRN161	B	as billed	M	\$ 27,640.00	\$ 1,800.00	09/23/05			SDV TELECOMMUNICATIONS	S	MAINTENANCE OF THE AIRPORT TELEPHONE SYSTEM AT LIHUE AIRPORT BK1602-43	State Project Mgr.	Y
TRN161	B	as billed	M	\$ 2,860.00	\$ 1,210.00	09/23/05			SDV TELECOMMUNICATIONS	S	MAINTENANCE OF THE AIRPORT TELEPHONE SYSTEM AT LIHUE AIRPORT BK1602-43	State Project Mgr.	Y
TRN161	B	as billed	M	\$ 27,640.00	\$ 9,020.00	09/23/05			SDV TELECOMMUNICATIONS	S	MAINTENANCE OF THE AIRPORT TELEPHONE SYSTEM AT LIHUE AIRPORT BK1602-43	State Project Mgr.	Y
TRN161	B	as billed	M	\$ 2,860.00	\$ 2,860.00	09/23/05			SDV TELECOMMUNICATIONS	S	MAINTENANCE OF THE AIRPORT TELEPHONE SYSTEM AT LIHUE AIRPORT BK1602-43	State Project Mgr.	Y
TRN161	B	as billed	M	\$ 10,000.00	\$ 880.00	09/23/05			SDV TELECOMMUNICATIONS, INC.	S	MAINTENANCE OF THE AIRPORT TELEPHONE SYSTEM AT LIHUE AIRPORT BK1602-43	State Project Mgr.	Y
TRN161	B	as billed	M	\$ 17,640.00	\$ 4,435.00	09/23/05			SDV TELECOMMUNICATIONS, INC.	S	MAINTENANCE OF THE AIRPORT TELEPHONE SYSTEM AT LIHUE AIRPORT BK1602-43	State Project Mgr.	Y
TRN161	B	as billed	M	\$ 2,860.00	\$ 2,860.00	09/23/05			SDV TELECOMMUNICATIONS, INC.	S	MAINTENANCE OF THE AIRPORT TELEPHONE SYSTEM AT LIHUE AIRPORT BK1602-43	State Project Mgr.	Y
TRN161	B	as billed	M	\$785,000.00	\$ 24,500.01	09/24/12			SHIOI CONSTRUCTION, INC.	S	RESTROOM RENOVATIONS, LIHUE AIRPORT	State Project Mgr.	Y
TRN161	B	as billed	M	\$ 39,067.00	\$ 691.27	09/24/12			SHIOI CONSTRUCTION, INC.	S	RESTROOM RENOVATIONS, LIHUE AIRPORT	State Project Mgr.	Y
TRN161	B	as billed	M	\$100,000.00	\$ 13,702.50	09/24/12			SHIOI CONSTRUCTION, INC.	S	RESTROOM RENOVATIONS, LIHUE AIRPORT	State Project Mgr.	Y
TRN161	B	as billed	M	\$629,875.00	\$210,739.08	08/23/13			SHIOI CONSTRUCTION, INC.	S	ARFF STATION VEHICLE BAY DOOR REPAIR, LIHUE AIRPORT, CK1321-43	State Project Mgr.	Y
TRN161	B	as billed	M	#####	#####	11/20/14			SHIOI CONSTRUCTION, INC.	S	TERMINAL PASSAGEWAY EXPANSION, LIHUE APT. CK1421-33	State Project Mgr.	Y

Department of Transportation-Airports Division  
Active Contracts as of December 1, 2014

Table 20

<u>Prog ID</u>	<u>MOF</u>	<u>Amount</u>	<u>(M/A/O)</u>	<u>Max Value</u>	<u>Outstanding Balance</u>	<u>Date Executed</u>	<u>From</u>	<u>To</u>	<u>Organization</u>	<u>E/L/P/C/ G/S</u>	<u>Description</u>	<u>How Contract is Monitored</u>	<u>POS Y/N</u>
TRN161	B	as billed	M	\$ 46,597.00	\$ 46,597.00	11/20/14			SHIOI CONSTRUCTION, INC.	S	TERMINAL PASSAGEWAY EXPANSION, LIHUE APT. CK1421-33	State Project Mgr.	Y
TRN161	B	as billed	M	\$ 21,520.85	\$ 791.28	08/26/10			STRAUB CLINIC & HOSPITAL	S	FURNISHING ANNUAL AIPORT FIREFIGHTER MEDICAL EXAMINATIONS HONLULU/KALAEAL	State Project Mgr.	Y
TRN161	B	as billed	M	\$ 23,948.25	\$ 17,207.66	08/26/10			STRAUB CLINIC & HOSPITAL	S	FURNISHING ANNUAL AIPORT FIREFIGHTER MEDICAL EXAMINATIONS HONLULU/KALAEAL	State Project Mgr.	Y
TRN161	B	as billed	M	\$ 22,985.35	\$ 10,822.77	08/26/10			STRAUB CLINIC & HOSPITAL	S	FURNISHING ANNUAL AIPORT FIREFIGHTER MEDICAL EXAMINATIONS HONLULU/KALAEAL	State Project Mgr.	Y
TRN161	B	as billed	M	\$164,729.00	\$ 9,312.60	06/29/05			THERMAL ENGINEERING CORP.	S	AIR CONDITIONING SYSTEM REPLACEMENT LIHUE AIRPORT CK1502-42.	State Project Mgr.	Y
TRN161	B	as billed	M	\$ 349.00	\$ 349.00	06/29/05			THERMAL ENGINEERING CORP.	S	AIR CONDITIONING SYSTEM REPLACEMENT LIHUE AIRPORT CK1502-42.	State Project Mgr.	Y
TRN161	B	as billed	M	\$ 3,725.00	\$ 3,725.00	06/29/05			THERMAL ENGINEERING CORP.	S	AIR CONDITIONING SYSTEM REPLACEMENT LIHUE AIRPORT CK1502-42.	State Project Mgr.	Y
TRN161	B	as billed	M	\$ 1,275.00	\$ 1,275.00	06/29/05			THERMAL ENGINEERING CORP.	S	AIR CONDITIONING SYSTEM REPLACEMENT LIHUE AIRPORT CK1502-42.	State Project Mgr.	Y
TRN161	B	as billed	M	\$ 20,000.00	\$ 6,066.50	06/29/05			THERMAL ENGINEERING CORP.	S	AIR CONDITIONING SYSTEM REPLACEMENT LIHUE AIRPORT CK1502-42.	State Project Mgr.	Y
TRN161	B	as billed	M	\$ 64,750.00	\$ 9,552.41	02/11/05			TOWILL, SHIGEOKA & ASSOCIATES,	S	TOPOGRAPHIC MAPS FOR MAINTENANCE & REPAIR PROJECTS STATEWIDE	State Project Mgr.	Y
TRN161	B	as billed	M	\$ 5,250.00	\$ 788.21	02/11/05			TOWILL, SHIGEOKA & ASSOCIATES,	S	TOPOGRAPHIC MAPS FOR MAINTENANCE & REPAIR PROJECTS STATEWIDE	State Project Mgr.	Y
TRN195	B	as billed	M	\$198,625.24	\$ 5,277.70	06/20/08			AECOM TECHNICAL SERVICES, INC.	S	PROVIDE LUST CLOSURE SUPPORT STATEWIDE PROJECT#CS1810-21	State Project Mgr.	Y
TRN195	B	as billed	M	\$ 9,845.17	\$ 8,273.70	06/20/08			AECOM TECHNICAL SERVICES, INC.	S	PROVIDE LUST CLOSURE SUPPORT STATEWIDE PROJECT#CS1810-21	State Project Mgr.	Y
TRN195	B	as billed	M	\$ 86,601.59	\$ 80,821.17	04/22/14			AECOM TECHNICAL SERVICES, INC.	S	AIRFIELD GEOMETRY STUDY STATEWIDE AIRPORTS AS1011-29	State Project Mgr.	Y
TRN195	B	as billed	M	\$ 13,398.41	\$ 12,786.52	04/22/14			AECOM TECHNICAL SERVICES, INC.	S	AIRFIELD GEOMETRY STUDY STATEWIDE AIRPORTS AS1011-29	State Project Mgr.	Y

Department of Transportation-Airports Division  
Active Contracts as of December 1, 2014

Table 20

<u>Prog ID</u>	<u>MOF</u>	<u>Amount</u>	<u>(M/A/O)</u>	<u>Max Value</u>	<u>Outstanding Balance</u>	<u>Date Executed</u>	<u>From</u>	<u>To</u>	<u>Organization</u>	<u>E/L/P/C/ G/S</u>	<u>Description</u>	<u>How Contract is Monitored</u>	<u>POS Y/N</u>
TRN195	B	as billed	M	\$458,407.00	\$ 9,639.35	09/07/06			ASSET EVOLUTION	S	CONSULTANT SVCS FOR FACILITIES MANAGEMENT SYSTEM PROJECT AT HON. AIRPORT	State Project Mgr.	Y
TRN195	B	as billed	M	\$ 23,000.00	\$ 575.00	09/07/06			ASSET EVOLUTION	S	CONSULTANT SVCS FOR FACILITIES MANAGEMENT SYSTEM PROJECT AT HON. AIRPORT	State Project Mgr.	Y
TRN195	B	as billed	M	\$450,000.00	\$197,575.58	03/14/12			BELT COLLINS HAWAII LLC	S	CONSTRUCTION MANAGEMENT, INSPECTION, AND DESIGN SVCS JOB#CS1102-18	State Project Mgr.	Y
TRN195	B	as billed	M	\$ 35,000.00	\$ 34,498.56	03/14/12			BELT COLLINS HAWAII LLC	S	CONSTRUCTION MANAGEMENT, INSPECTION, AND DESIGN SVCS JOB#CS1102-18	State Project Mgr.	Y
TRN195	B	as billed	M	\$ 15,000.00	\$ 15,000.00	03/14/12			BELT COLLINS HAWAII LLC	S	CONSTRUCTION MANAGEMENT, INSPECTION, AND DESIGN SVCS JOB#CS1102-18	State Project Mgr.	Y
TRN195	B	as billed	M	\$490,000.00	\$417,942.72	03/14/12			BELT COLLINS HAWAII LLC	S	CONSTRUCTION MANAGEMENT, INSPECTION, AND DESIGN SVCS JOB#CS1102-18	State Project Mgr.	Y
TRN195	B	as billed	M	\$ 10,000.00	\$ 7,429.28	03/14/12			BELT COLLINS HAWAII LLC	S	CONSTRUCTION MANAGEMENT, INSPECTION, AND DESIGN SVCS JOB#CS1102-18	State Project Mgr.	Y
TRN195	B	as billed	M	\$ 11,000.00	\$ 1,000.00	02/12/09			BLX GROUP LLC	S	BOND ARBITRAGE REBATE CALCULATIONS OPT TO EXTEND 2-12 MOS.	State Project Mgr.	Y
TRN195	B	as billed	M	\$ 7,000.00	\$ 2,000.00	02/12/09			BLX GROUP LLC	S	BOND ARBITRAGE REBATE CALCULATIONS OPT TO EXTEND 2-12 MOS.	State Project Mgr.	Y
TRN195	B	as billed	M	\$ 7,000.00	\$ 2,000.00	02/12/09			BLX GROUP LLC	S	BOND ARBITRAGE REBATE CALCULATIONS OPT TO EXTEND 2-12 MOS.	State Project Mgr.	Y
TRN195	B	as billed	M	\$ 9,000.00	\$ 6,000.00	01/31/13			BLX GROUP LLC	S	BOND ARBITRAGE REBATE CALCULATIONS OPT OPT TO EXTEND 2-12 MOS.	State Project Mgr.	Y
TRN195	B	as billed	M	\$140,000.00	\$140,000.00	10/09/12			CHAN, LOU & ASSOCIATES, INC.	S	DESIGN SERVICES FOR MISCELLANEOUS TERMINAL IMPR. WAIMEA KOHALA AIRPORT	State Project Mgr.	Y
TRN195	B	as billed	M	\$ 10,000.00	\$ 10,000.00	10/09/12			CHAN, LOU & ASSOCIATES, INC.	S	DESIGN SERVICES FOR MISCELLANEOUS TERMINAL IMPR. WAIMEA KOHALA AIRPORT	State Project Mgr.	Y
TRN195	B	as billed	M	\$950,000.00	\$ 44,767.86	01/09/12			COFFMAN ENGINEERS, INC.	S	ENGINEERING DESIGN SERVICES & SUPPORT JOB#CS1101-12	State Project Mgr.	Y

Department of Transportation-Airports Division  
Active Contracts as of December 1, 2014

Table 20

<u>Prog ID</u>	<u>MOF</u>	<u>Amount</u>	<u>(M/A/O)</u>	<u>Max Value</u>	<u>Outstanding Balance</u>	<u>Date Executed</u>	<u>From</u>	<u>To</u>	<u>Organization</u>	<u>E/L/P/C/ G/S</u>	<u>Description</u>	<u>How Contract is Monitored</u>	<u>POS Y/N</u>
TRN195	B	as billed	M	\$250,000.00	\$187,348.71	12/16/10			COMMERCIAL DATA SYSTEMS, INC.	S	AIRMIS21 UPGRADE STATEWIDE PROJECT#ES1179-10.	State Project Mgr.	Y
TRN195	B	as billed	M	\$ 75,000.00	\$ 75,000.00	06/29/10			ENGINEERS SURVEYORS HAWAII,	S	CONSTRUCTION MANAGEMENT SVCS FOR MAINTENANCE & REPAIR PROJECTS-HIA.	State Project Mgr.	Y
TRN195	B	as billed	M	\$475,000.00	\$285,659.73	08/22/12			ENGINEERS SURVEYORS HAWAII,	S	CM SERVICES FOR VARIOUS SPECIAL MAINT. PROJECTS STATEWIDE JOB#CS1202-18	State Project Mgr.	Y
TRN195	B	as billed	M	\$ 25,000.00	\$ 6,207.53	08/22/12			ENGINEERS SURVEYORS HAWAII,	S	CM SERVICES FOR VARIOUS SPECIAL MAINT. PROJECTS STATEWIDE JOB#CS1202-18	State Project Mgr.	Y
TRN195	B	as billed	M	\$500,000.00	\$500,000.00	08/22/12			ENGINEERS SURVEYORS HAWAII,	S	CM SERVICES FOR VARIOUS SPECIAL MAINT. PROJECTS STATEWIDE JOB#CS1202-18	State Project Mgr.	Y
TRN195	B	as billed	M	\$ 18,000.00	\$ 900.00	04/01/10			ENVIANCE, INC.	S	ENVIRONMENTAL TRACKING SYSTEM DATABASE PROJECT#ES1178-10. OPT TO EXTEND	State Project Mgr.	Y
TRN195	B	as billed	M	\$ 2,000.00	\$ 2,000.00	04/01/10			ENVIANCE, INC.	S	ENVIRONMENTAL TRACKING SYSTEM DATABASE PROJECT#ES1178-10. OPT TO EXTEND	State Project Mgr.	Y
TRN195	B	as billed	M	\$ 2,000.00	\$ 2,000.00	04/01/10			ENVIANCE, INC.	S	ENVIRONMENTAL TRACKING SYSTEM DATABASE PROJECT#ES1178-10. OPT TO EXTEND	State Project Mgr.	Y
TRN195	B	as billed	M	\$ 2,000.00	\$ 2,000.00	04/01/10			ENVIANCE, INC.	S	ENVIRONMENTAL TRACKING SYSTEM DATABASE PROJECT#ES1178-10. OPT TO EXTEND	State Project Mgr.	Y
TRN195	B	as billed	M	\$360,000.00	\$ 0.14	10/29/09			ENVIROSERVICES & TRAINING	S	ENVIRONMENTAL COMPLIANCE SVCS STATEWIDE SUPPORT JOB#CS1905-23.	State Project Mgr.	Y
TRN195	B	as billed	M	\$ 40,000.00	\$ 13,600.51	10/29/09			ENVIROSERVICES & TRAINING	S	ENVIRONMENTAL COMPLIANCE SVCS STATEWIDE SUPPORT JOB#CS1905-23.	State Project Mgr.	Y
TRN195	B	as billed	M	\$ 25,000.00	\$ 21,866.72	09/01/10			ENVIROSERVICES & TRAINING	S	ENVIRONMENTAL IMPR. SUPPORT STATEWIDE AIRPORTS CS1002-23	State Project Mgr.	Y
TRN195	B	as billed	M	\$ 25,000.00	\$ 1,407.70	08/22/12			ENVIROSERVICES & TRAINING	S	ENVIRONMENTAL ENGINEERING MANAGEMENT & INSPECTION SVCS-STATEWIDE	State Project Mgr.	Y
TRN195	B	as billed	M	\$250,000.00	\$ 20,377.24	08/22/12			ENVIROSERVICES & TRAINING	S	ENVIRONMENTAL ENGINEERING MANAGEMENT & INSPECTION SVCS-STATEWIDE	State Project Mgr.	Y

Department of Transportation-Airports Division  
Active Contracts as of December 1, 2014

Table 20

<u>Prog ID</u>	<u>MOF</u>	<u>Amount</u>	<u>(M/A/O)</u>	<u>Max Value</u>	<u>Outstanding Balance</u>	<u>Date Executed</u>	<u>From</u>	<u>To</u>	<u>Organization</u>	<u>E/L/P/C/ G/S</u>	<u>Description</u>	<u>How Contract is Monitored</u>	<u>POS Y/N</u>
TRN195	B	as billed	M	\$230,400.00	\$ 14,130.00	02/09/12			EORLD ENTERPRISE SOLUTIONS,	S	INFRASTRUCTURE MAINTENANCE- STATEWIDE OPT TO EXTEND 2-12 MOS. TERM OF	State Project Mgr.	Y
TRN195	B	as billed	M	\$110,000.00	\$110,000.00	10/10/13			FIRST SOUTHWEST	S	FINANCIAL ADVISORY SERVICES FOR ENERGY SAVINGS MEASURES - STATWIDE	State Project Mgr.	Y
TRN195	B	as billed	M	\$ 75,000.00	\$ 56,862.21	06/27/12			FUNG ASSOCIATES INC.	S	DESIGN SVCS FOR MISCELLANEOUS TERMINAL IMPR. KALAUPAPA AIRPORT.	State Project Mgr.	Y
TRN195	B	as billed	M	\$ 25,000.00	\$ 16,557.89	06/27/12			FUNG ASSOCIATES INC.	S	DESIGN SVCS FOR MISCELLANEOUS TERMINAL IMPR. KALAUPAPA AIRPORT.	State Project Mgr.	Y
TRN195	B	as billed	M	\$940,000.00	\$145,216.37	08/29/12			GMP INTERNATIONAL, LLC	S	DESIGN SVCS FOR VARIOUS MAINT & REPAIR-VARIOUS AIRPORTS STATEWIDE	State Project Mgr.	Y
TRN195	B	as billed	M	\$ 7,000.00	\$ 2,709.32	08/29/12			GMP INTERNATIONAL, LLC	S	DESIGN SVCS FOR VARIOUS MAINT & REPAIR-VARIOUS AIRPORTS STATEWIDE	State Project Mgr.	Y
TRN195	B	as billed	M	\$142,500.00	\$ 3,562.50	01/26/12			GROUP 70 INTERNATIONAL, INC.	S	UPDATE CAD SYSTEM FOR TERMINAL IMPR. PROJECTS JOB#ES1187-11	State Project Mgr.	Y
TRN195	B	as billed	M	\$ 7,500.00	\$ 3,718.67	01/26/12			GROUP 70 INTERNATIONAL, INC.	S	UPDATE CAD SYSTEM FOR TERMINAL IMPR. PROJECTS JOB#ES1187-11	State Project Mgr.	Y
TRN195	B	as billed	M	\$824,630.00	\$195,678.75	10/15/12			HOIKE NETWORKS, INC.	S	CONSULTANT SERVICES TO UPGRADE & MIGRATE AIRMIS21 APPLICATIONS & DATABAS	State Project Mgr.	Y
TRN195	B	as billed	M	\$603,370.00	\$296,869.60	10/15/12			HOIKE NETWORKS, INC.	S	CONSULTANT SERVICES TO UPGRADE & MIGRATE AIRMIS21 APPLICATIONS & DATABAS	State Project Mgr.	Y
TRN195	B	as billed	M	\$200,000.00	\$ 8,648.92	09/12/08			JACOBS CONSULTANCY INC.	S	FINANCIAL ADVISORY SVCS & ENGINEER'S REPORT-STATEWIDE	State Project Mgr.	Y
TRN195	B	as billed	M	\$650,558.00	\$ 20,455.08	09/12/08			JACOBS CONSULTANCY INC.	S	FINANCIAL ADVISORY SVCS & ENGINEER'S REPORT-STATEWIDE	State Project Mgr.	Y
TRN195	B	as billed	M	\$180,000.00	\$ 2,460.66	06/28/10			JC ENGINEERING, LLC	S	DESIGN SVCS FOR VARIOUS MAINTENANCE & REPAIR PROJECTS STATEWIDE & HIA	State Project Mgr.	Y
TRN195	B	as billed	M	\$350,000.00	\$ 60,145.16	07/22/11			LEIGHFISHER INC	S	FINANCIAL ADVISORY SERVICES & ENGINEER'S REPORT STATEWIDE	State Project Mgr.	Y
TRN195	B	as billed	M	\$650,000.00	\$421,195.99	11/15/13			LEIGHFISHER INC	S	FINANCIAL CONSULTING SERVICES STATEWIDE. ES1209-14	State Project Mgr.	Y

Department of Transportation-Airports Division  
Active Contracts as of December 1, 2014

Table 20

<u>Prog ID</u>	<u>MOF</u>	<u>Amount</u>	<u>(M/A/O)</u>	<u>Max Value</u>	<u>Outstanding Balance</u>	<u>Date Executed</u>	<u>From</u>	<u>To</u>	<u>Organization</u>	<u>E/L/P/C/ G/S</u>	<u>Description</u>	<u>How Contract is Monitored</u>	<u>POS Y/N</u>
TRN195	B	as billed	M	\$650,000.00	\$650,000.00	11/15/13			LEIGHFISHER INC	S	FINANCIAL CONSULTING SERVICES STATEWIDE. ES1209-14	State Project Mgr.	Y
TRN195	B	as billed	M	\$350,000.00	\$ 21,095.85	06/26/08			OCEANIT LABORATORIES, INC.	S	CIVIL ENGINEERING DESIGN SERVICES VARIOUS AIRPORTS, S/W CS1811-33	State Project Mgr.	Y
TRN195	B	as billed	M	\$140,000.00	\$140,000.00	06/13/12			OCEANIT LABORATORIES, INC.	S	DESIGN SERVICES FOR AIRFIELD IMPROVEMENTS. DILLINGHAM AIRFIELD	State Project Mgr.	Y
TRN195	B	as billed	M	\$ 10,000.00	\$ 10,000.00	06/13/12			OCEANIT LABORATORIES, INC.	S	DESIGN SERVICES FOR AIRFIELD IMPROVEMENTS. DILLINGHAM AIRFIELD	State Project Mgr.	Y
TRN195	B	as billed	M	\$445,000.00	\$ 65,944.72	09/12/11			OKAHARA & ASSOCIATES, INC.	S	DESIGN SERVICES FOR VARIOUS MAINT & REPAIR, VARIOUS AIRPORTS STATEWIDE,	State Project Mgr.	Y
TRN195	B	as billed	M	\$ 5,000.00	\$ 2,456.19	09/12/11			OKAHARA & ASSOCIATES, INC.	S	DESIGN SERVICES FOR VARIOUS MAINT & REPAIR, VARIOUS AIRPORTS STATEWIDE,	State Project Mgr.	Y
TRN195	B	as billed	M	#####	\$ 72,466.51	03/15/07			OXFORD ELECTRONICS, INC.	S	MAINTENANCE OF PASSENGER LOADING BRIDGES & BAGGAGE HANDLING EQUIPMENT	State Project Mgr.	Y
TRN195	B	as billed	M	\$303,408.00	\$299,778.23	03/15/07			OXFORD ELECTRONICS, INC.	S	MAINTENANCE OF PASSENGER LOADING BRIDGES & BAGGAGE HANDLING EQUIPMENT	State Project Mgr.	Y
TRN195	B	as billed	M	#####	\$157,108.07	03/15/07			OXFORD ELECTRONICS, INC.	S	MAINTENANCE OF PASSENGER LOADING BRIDGES & BAGGAGE HANDLING EQUIPMENT	State Project Mgr.	Y
TRN195	B	as billed	M	\$303,408.00	\$303,408.00	03/15/07			OXFORD ELECTRONICS, INC.	S	MAINTENANCE OF PASSENGER LOADING BRIDGES & BAGGAGE HANDLING EQUIPMENT	State Project Mgr.	Y
TRN195	B	as billed	M	#####	\$ 47,510.73	03/15/07			OXFORD ELECTRONICS, INC.	S	MAINTENANCE OF PASSENGER LOADING BRIDGES & BAGGAGE HANDLING EQUIPMENT	State Project Mgr.	Y
TRN195	B	as billed	M	\$303,408.00	\$ 29,976.77	03/15/07			OXFORD ELECTRONICS, INC.	S	MAINTENANCE OF PASSENGER LOADING BRIDGES & BAGGAGE HANDLING EQUIPMENT	State Project Mgr.	Y
TRN195	B	as billed	M	#####	\$ 22,742.21	05/18/12			OXFORD ELECTRONICS, INC.	S	MAINTENANCE OF PLB & BAG CLAIM EQUIPMENT STATEWIDE. BS1202-43	State Project Mgr.	Y
TRN195	B	as billed	M	\$367,374.00	\$209,980.39	05/18/12			OXFORD ELECTRONICS, INC.	S	MAINTENANCE OF PLB & BAG CLAIM EQUIPMENT STATEWIDE. BS1202-43	State Project Mgr.	Y
TRN195	B	as billed	M	#####	\$456,406.08	05/18/12			OXFORD ELECTRONICS, INC.	S	MAINTENANCE OF PLB & BAG CLAIM EQUIPMENT STATEWIDE. BS1202-43	State Project Mgr.	Y
TRN195	B	as billed	M	\$367,374.00	\$319,414.20	05/18/12			OXFORD ELECTRONICS, INC.	S	MAINTENANCE OF PLB & BAG CLAIM EQUIPMENT STATEWIDE. BS1202-43	State Project Mgr.	Y



Department of Transportation-Airports Division  
Active Contracts as of December 1, 2014

Table 20

<u>Prog ID</u>	<u>MOF</u>	<u>Amount</u>	<u>(M/A/O)</u>	<u>Max Value</u>	<u>Outstanding Balance</u>	<u>Date Executed</u>	<u>From</u>	<u>To</u>	<u>Organization</u>	<u>E/L/P/C/ G/S</u>	<u>Description</u>	<u>How Contract is Monitored</u>	<u>POS Y/N</u>
TRN195	B	as billed	M	#####	#####	05/18/12			OXFORD ELECTRONICS, INC.	S	MAINTENANCE OF PLB & BAG CLAIM EQUIPMENT STATEWIDE. BS1202-43	State Project Mgr.	Y
TRN195	B	as billed	M	\$367,374.00	\$367,374.00	05/18/12			OXFORD ELECTRONICS, INC.	S	MAINTENANCE OF PLB & BAG CLAIM EQUIPMENT STATEWIDE. BS1202-43	State Project Mgr.	Y
TRN195	B	as billed	M	#####	\$967,313.74	12/27/13			OXFORD ELECTRONICS, INC.	S	SYSTEMS & BAGGAGE HANDLING SYSTEMS. STATEWIDE FACILITIES BS1421-43	State Project Mgr.	Y
TRN195	B	as billed	M	\$193,738.00	\$ 59,766.80	12/27/13			OXFORD ELECTRONICS, INC.	S	SYSTEMS & BAGGAGE HANDLING SYSTEMS. STATEWIDE FACILITIES BS1421-43	State Project Mgr.	Y
TRN195	B	as billed	M	\$240,000.00	\$240,000.00	12/27/13			OXFORD ELECTRONICS, INC.	S	SYSTEMS & BAGGAGE HANDLING SYSTEMS. STATEWIDE FACILITIES BS1421-43	State Project Mgr.	Y
TRN195	B	as billed	M	\$215,000.00	\$ 9,491.00	06/07/07			PACIFIC ARCHITECTS, INC.	S	ARCHITECTURAL DESIGN SERVICES FOR MAINT & REPAIR PROJECTS STATEWIDE	State Project Mgr.	Y
TRN195	B	as billed	M	\$ 5,000.00	\$ 1,172.00	06/07/07			PACIFIC ARCHITECTS, INC.	S	ARCHITECTURAL DESIGN SERVICES FOR MAINT & REPAIR PROJECTS STATEWIDE	State Project Mgr.	Y
TRN195	B	as billed	M	#####	\$285,774.05	01/09/13			PAVE-TECH INC	S	RUNWAY FRICTION MAINTENANCE, STATEWIDE	State Project Mgr.	Y
TRN195	B	as billed	M	\$277,089.50	\$277,089.50	01/09/13			PAVE-TECH INC	S	RUNWAY FRICTION MAINTENANCE, STATEWIDE	State Project Mgr.	Y
TRN195	B	as billed	M	\$120,000.00	\$120,000.00	08/14/13			PUBLIC FINANCIAL MANAGEMENT,	S	FINANCIAL ADVISORY SERVICES STATEWIDE ES1207-13 OPT TO EXTEND 1-12 MOS.	State Project Mgr.	Y
TRN195	B	as billed	M	\$ 9,400.00	\$ 9,400.00	07/17/14			PUBLIC FINANCIAL MANAGEMENT,	S	STATE OF HAWAII-MUNICIPAL ADVISOR CONTRACT WITH PUBLIC FINANCIAL	State Project Mgr.	Y
TRN195	B	as billed	M	\$475,000.00	\$240,258.27	10/23/12			RIDER LEVETT BUCKNALL, LTD.	S	CM SVCS FOR MISC STATEWIDE SPECIAL MAINTENANCE PROJECTS	State Project Mgr.	Y
TRN195	B	as billed	M	\$ 25,000.00	\$ 19,123.03	10/23/12			RIDER LEVETT BUCKNALL, LTD.	S	CM SVCS FOR MISC STATEWIDE SPECIAL MAINTENANCE PROJECTS	State Project Mgr.	Y
TRN195	B	as billed	M	\$500,000.00	\$450,263.19	10/23/12			RIDER LEVETT BUCKNALL, LTD.	S	CM SVCS FOR MISC STATEWIDE SPECIAL MAINTENANCE PROJECTS	State Project Mgr.	Y
TRN195	B	as billed	M	\$180,000.00	\$ 11,003.65	06/30/10			SEGAWA, WESLEY R. AND	S	DESIGN SERVICES FOR VARIOUS MAINTENANCE& REPAIR PROJECTS, VAR AIRPORTS S	State Project Mgr.	Y
TRN195	B	as billed	M	\$300,000.00	\$ 1,587.13	06/30/10			SEGAWA, WESLEY R. AND	S	CONSTRUCTION MANAGEMENT SERVICES FOR MAINTENANCE & REPAIRS PROJECTS VARI	State Project Mgr.	Y

Department of Transportation-Airports Division  
Active Contracts as of December 1, 2014

Table 20

<u>Prog ID</u>	<u>MOF</u>	<u>Amount</u>	<u>(M/A/O)</u>	<u>Max Value</u>	<u>Outstanding Balance</u>	<u>Date Executed</u>	<u>From</u>	<u>To</u>	<u>Organization</u>	<u>E/L/P/C/ G/S</u>	<u>Description</u>	<u>How Contract is Monitored</u>	<u>POS Y/N</u>
TRN195	B	as billed	M	\$ 67,300.00	\$ 11,599.85	10/23/12			SEGAWA, WESLEY R. AND	S	CONSTRUCTION MANAGEMENT SERVICES & SUPPORT STATEWIDE AIRPORT	State Project Mgr.	Y
TRN195	B	as billed	M	\$ 7,000.00	\$ 7,000.00	10/23/12			SEGAWA, WESLEY R. AND	S	CONSTRUCTION MANAGEMENT SERVICES & SUPPORT STATEWIDE AIRPORT	State Project Mgr.	Y
TRN195	B	as billed	M	\$ 5,000.00	\$ 5,000.00	10/23/12			SEGAWA, WESLEY R. AND	S	CONSTRUCTION MANAGEMENT SERVICES & SUPPORT STATEWIDE AIRPORT	State Project Mgr.	Y
TRN195	B	as billed	M	#####	\$426,666.32	10/28/13			SEGAWA, WESLEY R. AND	S	DESIGN SERVICES FOR FAA PART 139 DISCREPANCIES, STATEWIDE, CS1322-18	State Project Mgr.	Y
TRN195	B	as billed	M	\$200,000.00	\$200,000.00	02/28/11			SKIRE, INC.	S	ENGINEERING PROJECTS MANAGEMENT SYSTEM, PHASE 2, S/W, ES1174-09	State Project Mgr.	Y
TRN195	B	as billed	M	\$350,000.00	\$ 16,067.68	08/13/10			TM DESIGNERS, INC.	S	CONSTRUCTION MANAGEMENT SVCES FOR MAINTENANCE & REPAIR PROJECTS VARIOUS	State Project Mgr.	Y
TRN195	B	as billed	M	\$350,000.00	\$ 14,284.67	08/13/10			TM DESIGNERS, INC.	S	CONSTRUCTION MANAGEMENT SVCES FOR MAINTENANCE & REPAIR PROJECTS VARIOUS	State Project Mgr.	Y
TRN195	B	as billed	M	\$250,000.00	\$ 17,107.33	06/30/10			TOWILL, R. M. CORPORATION	S	DESIGN SERVICES FOR VAR MAINTENANCE & REPAIR PROJECTS VAR AIRPORTS S/W C	State Project Mgr.	Y
TRN195	B	as billed	M	\$100,000.00	\$100,000.00	06/30/10			TOWILL, R. M. CORPORATION	S	DESIGN SERVICES FOR VAR MAINTENANCE & REPAIR PROJECTS VAR AIRPORTS S/W C	State Project Mgr.	Y
TRN195	B	as billed	M	\$300,000.00	\$ 7,515.92	06/30/10			TOWILL, R. M. CORPORATION	S	CONSTRUCTION MANAGEMENT SERVICES FOR MAINT & REPAIR PROJECTS VARIOUS AIR	State Project Mgr.	Y
TRN195	B	as billed	M	\$475,000.00	\$ 45,648.76	08/29/12			TOWILL, R. M. CORPORATION	S	CM SERVICES FOR MISCELLANEOUS STATEWIDE ROUTINE MAINT PROJECT STATEWIDE	State Project Mgr.	Y
TRN195	B	as billed	M	\$ 25,000.00	\$ 23,945.01	08/29/12			TOWILL, R. M. CORPORATION	S	CM SERVICES FOR MISCELLANEOUS STATEWIDE ROUTINE MAINT PROJECT STATEWIDE	State Project Mgr.	Y
TRN195	B	as billed	M	\$ 58,800.00	\$ 26,460.00	03/21/11			TRANS MERIDIAN IT, LLC	S	WINGS MAINTENANCE S/W - ES1186-11	State Project Mgr.	Y
TRN195	B	as billed	M	\$ 11,200.00	\$ 11,200.00	03/21/11			TRANS MERIDIAN IT, LLC	S	WINGS MAINTENANCE S/W - ES1186-11	State Project Mgr.	Y
TRN195	B	as billed	M	\$ 58,800.00	\$ 16,905.00	03/21/11			TRANS MERIDIAN IT, LLC	S	WINGS MAINTENANCE S/W - ES1186-11	State Project Mgr.	Y

Department of Transportation-Airports Division  
Active Contracts as of December 1, 2014

Table 20

<u>Prog ID</u>	<u>MOF</u>	<u>Amount</u>	<u>(M/A/O)</u>	<u>Max Value</u>	<u>Outstanding Balance</u>	<u>Date Executed</u>	<u>From</u>	<u>To</u>	<u>Organization</u>	<u>E/L/P/C/ G/S</u>	<u>Description</u>	<u>How Contract is Monitored</u>	<u>POS Y/N</u>
TRN195	B	as billed	M	\$ 11,200.00	\$ 11,200.00	03/21/11			TRANS MERIDIAN IT, LLC	S	WINGS MAINTENANCE S/W - ES1186-11	State Project Mgr.	Y
TRN195	B	as billed	M	\$ 58,800.00	\$ 24,675.00	03/21/11			TRANS MERIDIAN IT, LLC	S	WINGS MAINTENANCE S/W - ES1186-11	State Project Mgr.	Y
TRN195	B	as billed	M	\$ 11,200.00	\$ 11,200.00	03/21/11			TRANS MERIDIAN IT, LLC	S	WINGS MAINTENANCE S/W - ES1186-11	State Project Mgr.	Y
TRN195	B	as billed	M	\$ 58,800.00	\$ 48,195.00	08/18/14			TRANS MERIDIAN IT, LLC	S	INFORMATION TECHNOLOGY WINGS MAINTENANCE, STATEWIDE, ES1213-14	State Project Mgr.	Y
TRN195	B	as billed	M	\$ 5,880.00	\$ 5,880.00	08/18/14			TRANS MERIDIAN IT, LLC	S	INFORMATION TECHNOLOGY WINGS MAINTENANCE, STATEWIDE, ES1213-14	State Project Mgr.	Y
TRN195	B	as billed	M	\$140,000.00	\$134,723.77	09/07/12			WALLER, J. M. ASSOCIATES, INC.	S	DESIGN SERVICES FOR MISCELLANEOUS TERMINAL IMPROVEMENT, PORT ALLEN	State Project Mgr.	Y
TRN195	B	as billed	M	\$ 10,000.00	\$ 9,799.48	09/07/12			WALLER, J. M. ASSOCIATES, INC.	S	DESIGN SERVICES FOR MISCELLANEOUS TERMINAL IMPROVEMENT, PORT ALLEN	State Project Mgr.	Y

Department of Transportation-Airports Division  
FY15 Appropriation Status

Table 21

Act/Year	Dept	ProgID	SeqNo	Description	Comments	MOF	FY15 Appropriation			Amount used as of December 1			Comments
							Temp Pos.	Perm. Pos.	Amount	Temp Pos.	Perm. Pos.	Amount	
Act134/13	TRN	TRN102	90001	EXECUTIVE REQUEST: ADD FUNDS FOR SPECIAL MAINTENANCE.	LEGISLATURE CONCURS. DETAIL OF GOVERNOR'S REQUEST: REPAIR AND MAINTENANCE-MACHINERY AND EQUIPMENT (FY14: 4,000,000; FY15: 5,200,000) REPAIR AND MAINTENANCE-BUILDING AND STRUCTURE (FY14: 4,000,000; FY15: 4,150,000) REPAIR AND MAINTENANCE-GROUNDS (FY14: 2,000,000; FY15: 650,000)	B		-	10,000,000			110,000	Special maintenance projects/funds scheduled for third quarter. Amount used to date for emergency repairs.
Act134/13	TRN	TRN102	91001	EXECUTIVE REQUEST: ADD (32) POSITIONS AND FUNDS FOR HONOLULU INTERNATIONAL AIRPORT.	LEGISLATURE CONCURS. DETAIL OF GOVERNOR'S REQUEST: (32) JANITOR II (FY14: 16,614 EACH; FY15: 33,228 EACH) FRINGE BENEFITS (FY14: 223,505; FY15: 447,010)	B		32.00	1,510,306			32.00	All positions have been filled, but 10 are still pending background check and/or start date of employment is after 12/1/14.
Act122/14	TRN	TRN102	100001	SUPPLEMENTAL REQUEST: ADD FUNDS FOR WIKI WIKI BUSES AND DRIVERS.	LEGISLATURE CONCURS. DETAIL OF GOVERNOR'S REQUEST: WIKI WIKI BUSES (5,752,000) WIKI WIKI BUS CONTRACT (1,607,000) \$5,752,000 NON-RECURRING.	B		-	7,359,000				Purchase of buses scheduled for third quarter of FY15.
Act122/14	TRN	TRN102	101001	SUPPLEMENTAL REQUEST: ADD FUNDS FOR UTILITIES, ROUTINE MAINTENANCE, AND SECURITY.	LEGISLATURE CONCURS. DETAIL OF GOVERNOR'S REQUEST: ELECTRICITY (3,866,000) WATER (422,000) SEWER (212,000) ROUTINE MAINTENANCE (258,000) SECURITY SERVICES (2,108,000)	B		-	6,866,000				Funds budgeted in third and fourth quarter.
Act122/14	TRN	TRN102	314002	GOVERNOR'S MESSAGE (3/14/14): ADD FUNDS FOR SECURITY SERVICES PROVIDED BY THE DEPARTMENT OF PUBLIC SAFETY.	LEGISLATURE CONCURS. DETAIL OF GOVERNOR'S REQUEST: SECURITY SERVICES SHERIFFS (835,000) SEE TRN102 SEQ. NO. 314-001.	B		-	835,000				Funds budgeted in fourth quarter.
Act134/13	TRN	TRN104	90001	EXECUTIVE REQUEST: ADD FUNDS FOR SPECIAL MAINTENANCE PROJECTS.	LEGISLATURE CONCURS. DETAIL OF GOVERNOR'S REQUEST: REPAIR AND MAINTENANCE-BUILDING AND STRUCTURE (FY14: 500,000B/3,000,000N; FY15: 1,050,000B/4,050,000N) REPAIR AND MAINTENANCE-TAXIWAYS AND RUNWAYS (FY15: 50,000B; 150,000N)	B		-	1,100,000				Special maintenance projects scheduled for third and fourth quarters of FY15.
Act134/13	TRN	TRN111	90001	EXECUTIVE REQUEST: ADD FUNDS FOR SPECIAL MAINTENANCE PROJECTS.	LEGISLATURE CONCURS. DETAIL OF GOVERNOR'S REQUEST: REPAIR AND MAINTENANCE-BUILDING AND STRUCTURE (FY14: 100,000) REPAIR AND MAINTENANCE-GROUNDS (FY15: 1,750,000) REPAIR AND MAINTENANCE-TAXIWAYS AND RUNWAYS (FY14: 2,000,000) NON-RECURRING.	B		-	1,750,000				Special maintenance projects scheduled for third and fourth quarters of FY15.

Department of Transportation-Airports Division  
FY15 Appropriation Status

Table 21

Act/Year	Dept	ProgID	SeqNo	Description	Comments	MOF	FY15 Appropriation			Amount used as of December 1			Comments
							Temp Pos.	Perm. Pos.	Amount	Temp Pos.	Perm. Pos.	Amount	
Act134/13	TRN	TRN111	91001	EXECUTIVE REQUEST: ADD FUNDS FOR ROUTINE MAINTENANCE.	LEGISLATURE CONCURS. DETAIL OF GOVERNOR'S REQUEST: REPAIR AND MAINTENANCE-MACHINERY AND EQUIPMENT (166,430) REPAIR AND MAINTENANCE-TAXIWAYS AND RUNWAYS (187,000)	B		-	353,430				Funds budgeted in third and fourth quarter.
Act134/13	TRN	TRN114	90001	EXECUTIVE REQUEST: ADD FUNDS FOR SPECIAL MAINTENANCE.	LEGISLATURE CONCURS. DETAIL OF GOVERNOR'S REQUEST: REPAIR AND MAINTENANCE-MACHINERY AND EQUIPMENT (FY14: 1,575,000) REPAIR AND MAINTENANCE-BUILDING AND STRUCTURE (FY15: 2,050,000) REPAIR AND MAINTENANCE-GROUNDS (FY14: 1,600,000) REPAIR AND MAINTENANCE-OTHERS (FY14:750,000; FY15: 1,000,000) NON-RECURRING.	B		-	3,050,000				Special maintenance projects scheduled for fourth quarter of FY15.
Act134/13	TRN	TRN114	91001	EXECUTIVE REQUEST: ADD (1) POSITION AND FUNDS.	LEGISLATURE CONCURS. DETAIL OF GOVERNOR'S REQUEST: (1) JANITOR SUPERVISOR I (FY14: 18,342; FY15: 36,684) FRINGE BENEFITS (FY14: 7,711; FY15: 15,422) EQUIPMENT (FY14: 1,450)	B		1.00	52,106				Position not yet filled.
Act134/13	TRN	TRN114	92001	EXECUTIVE REQUEST: ADD FUNDS FOR ROUTINE MAINTENANCE.	LEGISLATURE CONCURS. DETAIL OF GOVERNOR'S REQUEST: REPAIR AND MAINTENANCE-MACHINERY AND EQUIPMENT (356,700) REPAIR AND MAINTENANCE-TAXIWAYS AND RUNWAYS (86,216)	B		-	442,916				Funds budgeted in third and fourth quarter.
Act122/14	TRN	TRN114	100001	SUPPLEMENTAL REQUEST: ADD FUNDS FOR ROUTINE MAINTENANCE.	LEGISLATURE CONCURS. DETAIL OF GOVERNOR'S REQUEST: REPAIR AND MAINTENANCE MACHINERY AND EQUIPMENT (909,500)	B		-	909,500				Funds budgeted in third and fourth quarter.
Act122/14	TRN	TRN114	101001	SUPPLEMENTAL REQUEST: ADD FUNDS FOR SECURITY SERVICES.	LEGISLATURE CONCURS. DETAIL OF GOVERNOR'S REQUEST: SECURITY SERVICES (750,000)	B		-	750,000				Funds budgeted in third and fourth quarter.
Act122/14	TRN	TRN114	102001	SUPPLEMENTAL REQUEST: ADD FUNDS FOR WATER EXPENSES.	LEGISLATURE CONCURS. DETAIL OF GOVERNOR'S REQUEST: WATER (172,000)	B		-	172,000				Funds budgeted in third and fourth quarter.
Act122/14	TRN	TRN114	103001	SUPPLEMENTAL REQUEST: ADD FUNDS FOR PAYROLL SHORTAGE.	LEGISLATURE CONCURS. DETAIL OF GOVERNOR'S REQUEST: OTHER PERSONAL SERVICES (375,000)	B		-	375,000				Funds budgeted in third and fourth quarter.
Act134/13	TRN	TRN116	90001	EXECUTIVE REQUEST: ADD FUNDS FOR SPECIAL MAINTENANCE.	LEGISLATURE CONCURS. DETAIL OF GOVERNOR'S REQUEST: REPAIR AND MAINTENANCE-MACHINERY AND EQUIPMENT (FY14: 250,000) REPAIR AND MAINTENANCE-GROUNDS (FY14: 125,000; FY15: 500,000) NON-RECURRING.	B		-	500,000				Special maintenance projects scheduled for the fourth quarter of FY15.

Department of Transportation-Airports Division  
FY15 Appropriation Status

Table 21

Act/Year	Dept	ProgID	SeqNo	Description	Comments	MOF	FY15 Appropriation			Amount used as of December 1			Comments
							Temp Pos.	Perm. Pos.	Amount	Temp Pos.	Perm. Pos.	Amount	
Act122/14	TRN	TRN116	100001	SUPPLEMENTAL REQUEST: ADD FUNDS FOR SECURITY SERVICES.	LEGISLATURE CONCURS.  DETAIL OF GOVERNOR'S REQUEST: SECURITY SERVICES (15,000)	B		-	15,000				Funds budgeted in the fourth quarter.
Act134/13	TRN	TRN118	90001	EXECUTIVE REQUEST: ADD FUNDS FOR SPECIAL MAINTENANCE.	LEGISLATURE CONCURS. DETAIL OF GOVERNOR'S REQUEST: REPAIR AND MAINTENANCE-MACHINERY AND EQUIPMENT (FY14: 75,000B/150,000N) REPAIR AND MAINTENANCE-GROUNDS (FY14: 250,000B/150,000N; FY15: 250,000B/150,000N)  NON-RECURRING.	B		-	250,000				Funds budgeted in the fourth quarter.
Act134/13	TRN	TRN118	91001	EXECUTIVE REQUEST: ADD FUNDS FOR EQUIPMENT.	LEGISLATURE CONCURS. DETAIL OF GOVERNOR'S REQUEST (1) INDUSTRIAL MOWER (20,000)  NON-RECURRING.	B		-	20,000				Purchase planned for in third quarter.
Act134/13	TRN	TRN131	90001	EXECUTIVE REQUEST: ADD FUNDS FOR SPECIAL MAINTENANCE.	LEGISLATURE CONCURS. DETAIL OF GOVERNOR'S REQUEST: REPAIR AND MAINTENANCE-MACHINERY AND EQUIPMENT (FY14: 500,000) REPAIR AND MAINTENANCE-BUILDING AND STRUCTURE (FY14: 1,625,000; FY15: 1,250,000)  NON-RECURRING.	B		-	1,250,000				Special maintenance projects scheduled for the fourth quarter of FY15.
Act122/14	TRN	TRN131	100001	SUPPLEMENTAL REQUEST: ADD FUNDS FOR ELECTRICITY.	LEGISLATURE CONCURS.  DETAIL OF GOVERNOR'S REQUEST: ELECTRICITY (2,250,000)	B		-	2,250,000				Funds budgeted in third and fourth quarter.
Act122/14	TRN	TRN131	101001	SUPPLEMENTAL REQUEST: ADD FUNDS FOR FLIGHT INFORMATION DISPLAY SYSTEM.	LEGISLATURE CONCURS.  DETAIL OF GOVERNOR'S REQUEST: REPAIR AND MAINTENANCE MACHINERY AND EQUIPMENT (750,000)	B		-	750,000				Funds budgeted in third quarter.
Act122/14	TRN	TRN131	314001	GOVERNOR'S MESSAGE (3/14/14): ADD FUNDS FOR U.S. DEPARTMENT OF AGRICULTURE BIRD STRIKE PROGRAM.	LEGISLATURE CONCURS.  DETAIL OF GOVERNOR'S REQUEST: PERSONAL SERVICES RENDERED BY OTHERS (100,000)	B		-	100,000				Funds budgeted in third and fourth quarter.
Act134/13	TRN	TRN135	90001	EXECUTIVE REQUEST: ADD FUNDS FOR SPECIAL MAINTENANCE.	LEGISLATURE CONCURS. DETAIL OF GOVERNOR'S REQUEST: REPAIRS AND MAINTENANCE- BUILDING AND STRUCTURE (FY14: 200,000) REPAIRS AND MAINTENANCE- GROUNDS (FY15: 500,000)  NON-RECURRING.	B		-	500,000				Special maintenance projects scheduled for the fourth quarter of FY15.
Act134/13	TRN	TRN135	91001	EXECUTIVE REQUEST: ADD FUNDS FOR ROUTINE MAINTENANCE.	LEGISLATURE CONCURS. DETAIL OF GOVERNOR'S REQUEST: REPAIR AND MAINTENANCE-TAXIWAYS AND RUNWAYS (30,000)	B		-	30,000				Funds budgeted in third quarter.

Department of Transportation-Airports Division  
FY15 Appropriation Status

Table 21

Act/Year	Dept	ProgID	SeqNo	Description	Comments	MOF	FY15 Appropriation			Amount used as of December 1			Comments
							Temp Pos.	Perm. Pos.	Amount	Temp Pos.	Perm. Pos.	Amount	
Act134/13	TRN	TRN135	92001	EXECUTIVE REQUEST: ADD FUNDS FOR UNITED STATES DEPARTMENT OF AGRICULTURE BIRD STRIKE PROGRAM.	LEGISLATURE CONCURS. DETAIL OF GOVERNOR'S REQUEST: PERSONAL SERVICES RENDERED BY OTHERS (144,705)	B		-	144,705				Funds budgeted in third and fourth quarter.
Act134/13	TRN	TRN141	90001	EXECUTIVE REQUEST: ADD FUNDS FOR SPECIAL MAINTENANCE.	LEGISLATURE CONCURS. DETAIL OF GOVERNOR'S REQUEST: REPAIR AND MAINTENANCE-BUILDING AND STRUCTURE (FY14: 350,000; FY15: 750,000) REPAIR AND MAINTENANCE-GROUNDS (FY14: 75,000)  NON-RECURRING.	B		-	750,000				Special maintenance projects scheduled for the fourth quarter of FY15.
Act134/13	TRN	TRN141	91001	EXECUTIVE REQUEST: ADD FUNDS FOR ROUTINE MAINTENANCE.	LEGISLATURE CONCURS. DETAIL OF GOVERNOR'S REQUEST: REPAIR AND MAINTENANCE-GROUNDS (24,000)	B		-	24,000				Funds budgeted in third and fourth quarter.
Act134/13	TRN	TRN141	92001	EXECUTIVE REQUEST: ADD FUNDS FOR UNITED STATES DEPARTMENT OF AGRICULTURE BIRD STRIKE PROGRAM.	LEGISLATURE CONCURS. DETAIL OF GOVERNOR'S REQUEST: PERSONAL SERVICES RENDERED BY OTHERS (183,706)	B		-	183,706				Funds budgeted in third and fourth quarter.
Act122/14	TRN	TRN141	100001	SUPPLEMENTAL REQUEST: ADD FUNDS FOR 1500-GALLON AIRCRAFT RESCUE FIRE FIGHTING VEHICLE.	LEGISLATURE CONCURS.  FUNDS FOR VEHICLE TO MEET TITLE 14 CODE OF FEDERAL REGULATION PART 139 AIRPORT COMPLIANCE. DETAIL OF GOVERNOR'S REQUEST: FEDERAL AVIATION ADMINISTRATION ADMINISTRATIVE CHARGES (1,000B/ 9,000N) 800 MEGAHERTZ TRUCK COMMUNICATIONS (15,000B) (1) 1500-GALLON AIRCRAFT RESCUE FIRE FIGHTING VEHICLE (90,000B/ 810,000N)  NON-RECURRING.	B		-	106,000				Funds budgeted in third quarter.
Act134/13	TRN	TRN143	90001	EXECUTIVE REQUEST: ADD FUNDS FOR ROUTINE MAINTENANCE.	LEGISLATURE CONCURS. DETAIL OF GOVERNOR'S REQUEST: REPAIR AND MAINTENANCE-BUILDING AND STRUCTURE (10,000) REPAIR AND MAINTENANCE-TAXIWAYS AND RUNWAYS (25,000) REPAIR AND MAINTENANCE-OTHERS/GROUNDS (25,000)	B		-	60,000				Funds budgeted in third and fourth quarter.
Act122/14	TRN	TRN143	100001	SUPPLEMENTAL REQUEST: ADD FUNDS FOR SPECIAL MAINTENANCE PROJECTS.	LEGISLATURE CONCURS.  DETAIL OF GOVERNOR'S REQUEST: REPAIR AND MAINTENANCE- BUILDING AND STRUCTURE (550,000)  NON-RECURRING.	B		-	550,000				Special maintenance projects scheduled for the fourth quarter of FY15.

Department of Transportation-Airports Division  
FY15 Appropriation Status

Table 21

Act/Year	Dept	ProgID	SeqNo	Description	Comments	MOF	FY15 Appropriation			Amount used as of December 1			Comments
							Temp Pos.	Perm. Pos.	Amount	Temp Pos.	Perm. Pos.	Amount	
Act134/13	TRN	TRN151	90001	EXECUTIVE REQUEST: ADD FUNDS FOR SPECIAL MAINTENANCE.	LEGISLATURE CONCURS. DETAIL OF GOVERNOR'S REQUEST: REPAIR AND MAINTENANCE-BUILDING AND STRUCTURE (FY15: 600,000) REPAIR AND MAINTENANCE-GROUNDS (FY14: 250,000)  NON-RECURRING.	B		-	600,000				Special maintenance projects scheduled for the fourth quarter of FY15.
Act134/13	TRN	TRN151	91001	EXECUTIVE REQUEST: ADD FUNDS FOR ROUTINE MAINTENANCE.	LEGISLATURE CONCURS. DETAIL OF GOVERNOR'S REQUEST: REPAIR AND MAINTENANCE-MACHINERY AND EQUIPMENT (15,200) REPAIR AND MAINTENANCE-GROUNDS (40,000) REPAIR AND MAINTENANCE-BUILDING AND STRUCTURE (13,149)	B		-	68,349				Funds budgeted in third and fourth quarter.
Act134/13	TRN	TRN151	92001	EXECUTIVE REQUEST: ADD FUNDS FOR UNITED STATES DEPARTMENT OF AGRICULTURE BIRD STRIKE PROGRAM.	LEGISLATURE CONCURS. DETAIL OF GOVERNOR'S REQUEST: PERSONAL SERVICES RENDERED BY OTHERS (60,000)	B		-	60,000				Funds budgeted in third and fourth quarter.
Act122/14	TRN	TRN151	100001	SUPPLEMENTAL REQUEST: ADD FUNDS FOR 1500-GALLON AIRCRAFT RESCUE FIRE FIGHTING VEHICLE.	LEGISLATURE CONCURS.  FUNDS FOR VEHICLE TO MEET TITLE 14 CODE OF FEDERAL REGULATION PART 139 AIRPORT COMPLIANCE. DETAIL OF GOVERNOR'S REQUEST: FEDERAL AVIATION ADMINISTRATION ADMINISTRATIVE CHARGES (1,000B/ 9,000N) 800 MEGAHERTZ TRUCK COMMUNICATIONS (15,000B) (1) 1500-GALLON AIRCRAFT RESCUE FIRE FIGHTING VEHICLE (90,000B/ 810,000N)  NON-RECURRING.	B		-	106,000				Funds budgeted in third quarter.
Act122/14	TRN	TRN151	101001	SUPPLEMENTAL REQUEST: ADD FUNDS FOR PAYROLL SHORTAGE.	LEGISLATURE CONCURS.  DETAIL OF GOVERNOR'S REQUEST: OTHER PERSONAL SERVICES (102,485)	B		-	102,485				Funds budgeted in third and fourth quarter.
Act134/13	TRN	TRN161	90001	EXECUTIVE REQUEST: ADD FUNDS FOR SPECIAL MAINTENANCE.	LEGISLATURE CONCURS. DETAIL OF GOVERNOR'S REQUEST: REPAIR AND MAINTENANCE-MACHINERY AND EQUIPMENT (FY14: 250,000; FY15: 1,250,000) REPAIR AND MAINTENANCE-BUILDING AND STRUCTURE (FY14: 100,000) REPAIR AND MAINTENANCE-GROUNDS (FY14: 900,000)	B		-	1,250,000				Special maintenance projects scheduled for third and fourth quarters of FY15.
Act134/13	TRN	TRN161	91001	EXECUTIVE REQUEST: ADD FUNDS FOR RELOCATION OF NENE GEESE.	LEGISLATURE CONCURS. TO BE TRANSFERRED TO DEPARTMENT OF LAND AND NATURAL RESOURCES. DETAIL OF GOVERNOR'S REQUEST: PERSONAL SERVICES RENDERED BY OTHER STATE AGENCIES (800,000)  SEE LNR402 SEQ. NO. 94-001.	B		-	800,000			-	No billing from DLNR as of 12/1/14.



Department of Transportation-Airports Division  
FY15 Appropriation Status

Table 21

Act/Year	Dept	ProgID	SeqNo	Description	Comments	MOF	FY15 Appropriation			Amount used as of December 1			Comments
							Temp Pos.	Perm. Pos.	Amount	Temp Pos.	Perm. Pos.	Amount	
Act134/13	TRN	TRN161	92001	EXECUTIVE REQUEST: ADD FUNDS FOR ROUTINE MAINTENANCE.	LEGISLATURE CONCURS. DETAIL OF GOVERNOR'S REQUEST: REPAIRS AND MAINTENANCE-TAXIWAYS AND RUNWAYS (FY14: 60,000; FY15: 20,000)	B		-	20,000				Funds budgeted in third and fourth quarter.
Act122/14	TRN	TRN161	100001	SUPPLEMENTAL REQUEST: ADD FUNDS FOR WATER EXPENSES.	LEGISLATURE CONCURS.  DETAIL OF GOVERNOR'S REQUEST: WATER (370,000)	B		-	370,000				Funds budgeted in third and fourth quarter.
Act134/13	TRN	TRN195	91001	EXECUTIVE REQUEST: ADD (5) POSITIONS AND FUNDS.	LEGISLATURE DOES NOT CONCUR. REDUCES 7,250 IN FY14.  DETAIL OF GOVERNOR'S REQUEST: (5) PROPERTY MANAGER III SR20 (FY14: 21,066 EACH; FY15: 42,132 EACH) FRINGE BENEFITS (FY14: 44,281; FY15: 88,561) COMPUTER (FY14: 7,250)	B		5.00	299,221				Positions not yet filled.
Act134/13	TRN	TRN195	92001	EXECUTIVE REQUEST: ADD (1) POSITION AND FUNDS.	LEGISLATURE CONCURS. DETAIL OF GOVERNOR'S REQUEST: (1) AIRPORTS ADMINISTRATOR (FY14: 40,644; FY15: 81,288) FRINGE BENEFITS (FY14: 17,087; FY15: 34,173)	B		1.00	115,461		-	-	Position not yet filled due to proviso Section 139 of Act134/13.
Act134/13	TRN	TRN195	93900	EXECUTIVE REQUEST: ADD (1) POSITION AND FUNDS.	LEGISLATURE DOES NOT CONCUR. REDUCES 5,100 IN FY14.  DETAIL OF GOVERNOR'S REQUEST: (1) INFORMATION TECHNOLOGY SPECIALIST IV SR22 (FY14: 22,788; FY15: 45,576) FRINGE BENEFITS (FY14: 9,580; FY15: 19,160) WORKSTATION WITH MONITOR (FY14: 1,500) MODULAR FURNITURE (FY14: 1,500) CHAIR (FY14: 300) HANGING FILE CABINET (FY14: 1,800)	B		1.00	64,736				Selection made, pending start date.
Act122/14	TRN	TRN195	100001	SUPPLEMENTAL REQUEST: ADD FUNDS FOR ROUTINE MAINTENANCE AT HONOLULU INTERNATIONAL AIRPORT AND KAHULUI AIRPORT.	LEGISLATURE CONCURS.  FOR NEW AND EXISTING BAGGAGE HANDLING AND EXPLOSIVE DETECTION SYSTEM. DETAIL OF GOVERNOR'S REQUEST: REPAIR AND MAINTENANCE-MACHINERY AND EQUIPMENT (6,000,000)	B		-	6,000,000			-	Contract amendment in process; billing has not yet started. Anticipate expending full amount.
Act134/13	TRN	TRN195	100001	EXECUTIVE REQUEST: ADD FUNDS FOR DEBT SERVICE FOR ENERGY SERVICE CONTRACT (ESCO).	LEGISLATURE CONCURS. DETAIL OF GOVERNOR'S REQUEST: PRINCIPAL ON ESCO BONDS (FY14: 17,870,253; FY15: 18,942,468) INTEREST ON ESCO BONDS (FY14: 9,000,000; FY15: 7,927,785)	B		-	26,870,253				
Act122/14	TRN	TRN195	101001	SUPPLEMENTAL REQUEST: ADD FUNDS FOR PAVEMENT MARKING REHABILITATION AT EIGHT FAA FAR PART 139 CERTIFIED AIRPORTS.	LEGISLATURE CONCURS.  DETAIL OF GOVERNOR'S REQUEST: STATEWIDE AIRFIELD PAVEMENT MARKING (4,000,000)	B		-	4,000,000			-	Funds budgeted in third quarter.

Department of Transportation-Airports Division  
FY15 Appropriation Status

Table 21

Act/Year	Dept	ProgID	SeqNo	Description	Comments	MOF	FY15 Appropriation			Amount used as of December 1			Comments
							Temp Pos.	Perm. Pos.	Amount	Temp Pos.	Perm. Pos.	Amount	
Act134/13	TRN	TRN195	101001	EXECUTIVE REQUEST: ADD FUNDS FOR DEBT SERVICE ON EMPLOYMENT BASED IMMIGRATION: FIFTH PREFERENCE LOAN (EB5).	LEGISLATURE CONCURS. DETAIL OF GOVERNOR'S REQUEST: INTEREST ON EB5 LOAN (900,000)	B		-	900,000				Transferred funding from appropriation to CFC sub-account (S-15-308-D).
Act122/14	TRN	TRN195	102001	SUPPLEMENTAL REQUEST: ADD FUNDS FOR UNIFIER PROJECT MANAGEMENT APPLICATION.	LEGISLATURE CONCURS. DETAIL OF GOVERNOR'S REQUEST: UNIFIER MAINTENANCE (230,000)	B		-	230,000			229,940	
Act134/13	TRN	TRN195	102001	EXECUTIVE REQUEST: ADD FUNDS FOR DEBT SERVICE ON CUSTOMER FACILITY CHARGE (CFC) RELATED BONDS.	LEGISLATURE CONCURS. DETAIL OF GOVERNOR'S REQUEST: INTEREST ON CFC BONDS (FY14: 20,000,000; FY15: 30,000,000)	B		-	30,000,000				Transferred funding from appropriation to CFC sub-account (S-15-308-D).
Act122/14	TRN	TRN195	103001	SUPPLEMENTAL REQUEST: ADD FUNDS FOR MAINTENANCE TO SUPPORT NEW SYSTEMS.	LEGISLATURE CONCURS. FOR INFORMATION TECHNOLOGY AND SOFTWARE SYSTEM. DETAIL OF GOVERNOR'S REQUEST: SOFTWARE MAINTENANCE (264,479) SYSTEM MAINTENANCE (359,765)	B		-	624,244				Funds budgeted in third and fourth quarter.
Act134/13	TRN	TRN195	103001	EXECUTIVE REQUEST: ADD FUNDS FOR DEBT SERVICE ON AIRPORTS REVENUE BONDS.	LEGISLATURE CONCURS. DETAIL OF GOVERNOR'S REQUEST: PRINCIPAL ON REVENUE BONDS (FY14: 34,210,000; FY15: 35,725,000) INTEREST ON REVENUE BONDS (FY14: 65,050,174; FY15: 85,720,184)	B		-	121,445,184			32,183,630	Transfer funding from Appropriation to appropriate Debt Services Principal and Interest account. Up to 12/01/2014, Principal amount is \$14,885,415 and Interest amount is \$17,298,215.
Act122/14	TRN	TRN195	314001	GOVERNOR'S MESSAGE (3/14/14): ADD FUNDS FOR ENVIRONMENTAL COMPLIANCE WITH THE FEDERAL CLEAN WATER ACT.	LEGISLATURE CONCURS. DETAIL OF GOVERNOR'S REQUEST: ENGINEERING AND ARCHITECTURAL CONSULTANT SERVICES (1,000,000)	B		-	1,000,000			-	Contract not yet executed.
Act122/14	TRN	TRN195	314002	GOVERNOR'S MESSAGE (3/14/14): ADD (1) POSITION AND FUNDS FOR AVIATION SAFETY MANAGEMENT SYSTEM PROGRAM.	LEGISLATURE CONCURS. DETAIL OF GOVERNOR'S REQUEST: (1) GENERAL PROFESSIONAL IV SR22 (23,700) FRINGE BENEFITS (9,963) INTERISLAND AIRPORT FAR 139 INSPECTIONS (3,000) FAA ACADEMY OKLAHOMA, THREE WEEKS (800) FAA ACADEMY AIRFARE, PER DIEM, GROUND TRANSPORTATION (6,400) WORK STATION (1,500) DESK (700) CHAIR (300) FILE CABINET OR LOCK SHELF (1,500) CAMERA (800) LASER RANGE FINDER (1,800) \$13,800 NON-RECURRING. 6-MONTH DELAY IN HIRE.	B		1.00	50,463		-	-	Position not filled.

Department of Transportation-Airports Division  
 FY15 Appropriation Status

Table 21

Act/Year	Dept	ProgID	SeqNo	Description	Comments	MOF	FY15 Appropriation			Amount used as of December 1			Comments
							Temp Pos.	Perm. Pos.	Amount	Temp Pos.	Perm. Pos.	Amount	
Act122/14	TRN	TRN195	314003	GOVERNOR'S MESSAGE (3/14/14): ADD (1) POSITION AND FUNDS FOR STATEWIDE AIRPORTS SAFETY MANAGEMENT PROGRAM.	LEGISLATURE CONCURS.  DETAIL OF GOVERNOR'S REQUEST: (1) GENERAL PROFESSIONAL V SR24 (26,682B) FRINGE BENEFITS (11,217B) SAFETY MANAGEMENT SYSTEM CONSULTANT SERVICES (295,750B/ 1,049,250N) FAA ACADEMY OKLAHOMA, THREE WEEKS (800B) FAA ACADEMY AIRFARE, PER DIEM, GROUND TRANSPORTATION (6,400B) COMPUTER (1,500B) PRINTER (250B) DESK (800B) FILE CABINETS (1,500B) CHAIR (300B)  \$11,550 NON-RECURRING.  6-MONTH DELAY IN HIRE.	B		1.00	345,199		-	-	Position not filled.

Department of Transportation-Airports Division  
Capital Improvements Program (CIP) Requests

Table 22

Prog ID	Prog ID Priority	Dept- Wide Priority	Senate District	Rep. District	Project Title	MOF	FY16 \$\$\$	FY17 \$\$\$
TRN 195	1		N/A	N/A	AIRPORTS DIVISION CAPITAL IMPROVEMENT PROGRAM PROJECT STAFF COSTS, STATEWIDE	B	2,800,000	2,800,000
TRN 195	1		N/A	N/A	AIRPORTS DIVISION CAPITAL IMPROVEMENT PROGRAM PROJECT STAFF COSTS, STATEWIDE	X	125,000	125,000
TRN 102	1		15	30	HONOLULU INTERNATIONAL AIRPORT, RUNWAY 8L WIDENING AND LIGHTING IMPROVEMENTS, OAHU	E	9,750,000	0
TRN 102	1		15	30	HONOLULU INTERNATIONAL AIRPORT, RUNWAY 8L WIDENING AND LIGHTING IMPROVEMENTS, OAHU	N	20,250,000	0
TRN 141	1		7	13	MOLOKAI AIRPORT, RUNWAY 17-35 IMPROVEMENTS, MOLOKAI	E	200,000	3,000,000
TRN 111	1		1	2	HILO INTERNATIONAL AIRPORT, AIRFIELD IMPROVEMENTS, HAWAII	E	350,000	0
TRN 111	1		1	2	HILO INTERNATIONAL AIRPORT, AIRFIELD IMPROVEMENTS, HAWAII	N	3,150,000	0
TRN 114	1		4	6	KONA INTERNATIONAL AIRPORT AT KEAHOLE, REGIONAL ARFF TRAINING FACILITY, HAWAII	E	5,000,000	36,000,000
TRN 114	1		4	6	KONA INTERNATIONAL AIRPORT AT KEAHOLE, REGIONAL ARFF TRAINING FACILITY, HAWAII	N	0	20,000,000
TRN 161	1		8	15	LIHUE AIRPORT, AIRFIELD IMPROVEMENTS, KAUAI	E	5,465,000	0
TRN 161	1		8	15	LIHUE AIRPORT, AIRFIELD IMPROVEMENTS, KAUAI	N	14,535,000	0
TRN 195	2		N/A	N/A	AIRFIELD IMPROVEMENTS, STATEWIDE	B	4,500,000	4,500,000
TRN 195	2		N/A	N/A	AIRFIELD IMPROVEMENTS, STATEWIDE	N	7,500,000	7,500,000
TRN 102	2		15	30	HONOLULU INTERNATIONAL AIRPORT, AIRCRAFT APRON RECONSTRUCTION, OAHU	E	2,300,000	24,000,000
TRN 102	3		15	30	HONOLULU INTERNATIONAL AIRPORT, RE-ROOF TERMINAL, OAHU	E	12,000,000	0
TRN 102	4		15	30	HONOLULU INTERNATIONAL AIRPORT, PEDESTRIAN BRIDGE REPLACEMENT AND/OR REHABILITATION, OAHU	E	3,000,000	0
TRN 102	5		15	30	HONOLULU INTERNATIONAL AIRPORT, WATERLINE IMPROVEMENTS, OAHU	E	1,000,000	0
TRN 102	6		15	30	HONOLULU INTERNATIONAL AIRPORT, INTERNATIONAL ARRIVALS BUILDING ROOF IMPROVEMENTS, OAHU	E	2,000,000	0
TRN 102	7		15	30	HONOLULU INTERNATIONAL AIRPORT, RE-ROOF T-HANGAR, OAHU	E	500,000	0
TRN 102	8		15	30	HONOLULU INTERNATIONAL AIRPORT, ROADWAY IMPROVEMENTS, OAHU	E	500,000	7,740,000
TRN 131	1		5	9	KAHULUI AIRPORT, NEW SEWAGE LIFT/PUMP STATION, MAUI	E	3,300,000	0
TRN 195	3		N/A	N/A	MISCELLANEOUS AIRPORT PROJECTS, STATEWIDE	B	3,500,000	3,500,000

Department of Transportation-Airports Division  
Capital Improvements Program (CIP) Requests

Table 22

Prog ID	Prog ID Priority	Dept- Wide Priority	Senate District	Rep. District	Project Title	MOF	FY16 \$\$\$	FY17 \$\$\$
TRN 102	9		15	30	HONOLULU INTERNATIONAL AIRPORT, PROGRAM MANAGEMENT, OAHU	E	15,000,000	0
TRN 195	4		N/A	N/A	AIRPORT PLANNING STUDY, STATEWIDE	B	1,000,000	1,000,000
TRN 195	5		N/A	N/A	PROGRAM MANAGEMENT, STATEWIDE	E	2,000,000	2,000,000
TRN 195	6		N/A	N/A	CONSTRUCTION MANAGEMENT SUPPORT, STATEWIDE	B	1,000,000	1,000,000
TRN 195	7		N/A	N/A	RENTAL CAR FACILITY IMPROVEMENTS, STATEWIDE	B	74,811,000	0
TRN 195	7		N/A	N/A	RENTAL CAR FACILITY IMPROVEMENTS, STATEWIDE	E	129,139,000	0
TRN 133	1		7	13	HANA AIRPORT, PART 139 IMPROVEMENTS, MAUI	E	189,000	1,250,000
TRN 133	1		7	13	HANA AIRPORT, PART 139 IMPROVEMENTS, MAUI	N	1,890,000	11,250,000
TRN 131	2		7	12	KAHULUI AIRPORT, RESTROOM RECONSTRUCTION, MAUI	E	900,000	6,600,000
TRN 102	10		15	30	HONOLULU INTERNATIONAL AIRPORT, DIAMOND HEAD CONCOURSE IMPROVEMENTS, OAHU	E	6,000,000	0
TRN 102	11		15	30	HONOLULU INTERNATIONAL AIRPORT, ROADWAY/TERMINAL SIGNAGE IMPROVEMENTS, OAHU	E	15,000,000	0
TRN 102	12		15	30	HONOLULU INTERNATIONAL AIRPORT, CONCESSION IMPROVEMENTS, OAHU	E	6,000,000	0
TRN 143	1		7	13	KALAUPAPA AIRPORT, ARFF STATION IMPROVEMENTS, MOLOKAI	E	0	1,000,000
TRN 143	1		7	13	KALAUPAPA AIRPORT, ARFF STATION IMPROVEMENTS, MOLOKAI	N	0	8,000,000
TRN 102	13		15	30	HONOLULU INTERNATIONAL AIRPORT, RESTROOM RENOVATION, OAHU	E	5,000,000	0
TRN 151	1		7	13	LANAI AIRPORT, AIRPORT ROAD AND PARKING LOT IMPROVEMENTS, LANAI	E	0	1,500,000

Department of Transportation-Airports Division  
CIP Lapses

Table 23

<u>Prog ID</u>	<u>Act/Year of Appropriation</u>	<u>Project Title</u>	<u>MOF</u>	<u>Amount \$\$\$\$</u>	<u>Reason</u>
TRN 102	134/13	HONOLULU INTERNATIONAL AIRPORT, RUNWAY 8L WIDENING AND LIGHTING IMPROVEMENTS, OAHU	X	\$ 16,080,000.00	THIS PROJECT WILL BE FUNDED BY AIRPORT REVENUE BONDS AND FEDERAL FUNDS INSTEAD OF PASSENGER FACILITY CHARGES. THE ORIGINAL AMOUNT WAS INCREASED DUE TO INCREASE IN SCOPE.

Department of Transportation-Airports Division  
 Division Resources

Table 24

<u>Division</u>	<u>Associated Program IDs</u>		
Airports	TRN 102/BC	Honolulu International Airport	
Airports	TRN 104/BC	General Aviation	
Airports	TRN 111/BD	Hilo International Airport	
Airports	TRN 114/BE	Kona International Airport @Keahole	
Airports	TRN 116/BE	Waimea-Kohala Airport	
Airports	TRN 118/BE	Upolu Airport	
Airports	TRN 131/BF	Kahului Airport	
Airports	TRN 133/BF	Hana Airport	
Airports	TRN 135/BF	Kapalua Airport	
Airports	TRN 141/BF	Molokai Airport	
Airports	TRN 143/BF	Kalaupapa Airport	
Airports	TRN 151/BF	Lanai Airport	
Airports	TRN 161/BG	Lihue Airport	
Airports	TRN 163/BG	Port Allen Airport	
Airports	TRN 195/BB	Airports Administration	

Department of Transportation-Airports Division  
 Program ID Sub-Organizations

Table 25

<u>Program ID</u>	<u>Sub-Org Code</u>	<u>Name</u>	<u>Objective</u>
TRN102	BC	Honolulu International Airport	Operate and maintain airport facilities and surrounding areas such as the runways, taxiways and aprons.
TRN104	BC	General Aviation	
TRN111	BD	Hilo International Airport	
TRN114	BE	Kona International Airport @Keahole	
TRN116	BE	Waimea-Kohala Airport	
TRN118	BE	Upolu Airport	
TRN131	BF	Kahului Airport	
TRN133	BF	Hana Airport	
TRN135	BF	Kapalua Airport	
TRN141	BF	Molokai Airport	
TRN143	BF	Kalaupapa Airport	
TRN151	BF	Lanai Airport	
TRN161	BG	Lihue Airport	
TRN163	BG	Port Allen Airport	
TRN195	BB	Airports Administration	Provide administrative assistance to other programs within the division for the operation and maintenance of the State's system of public airports.



Department of Transportation-Airports Division  
Organization Changes

Table 26

<u>Year of Change</u> <u>FY15/FY16</u>	<u>Page</u> <u>Number</u>	<u>Description of Change</u>
FY15	35	Airport District Manager (ADM) I PN#119033 TRN 131 - Redescribed as Assistant Airport Superintendent (AAS) V
FY15	56	ADM I PN#119032 TRN 161 - Transferred to Page 47 TRN 114, Redescribed as AAS V
FY15	47	Add AAS V PN# 119032 - transferred from page 56
FY15	50	Janitor Supervisor PN# 94132D TRN 114 - New level created to supervise existing Janitor IIIs and IIs
FY15	12	Add New Section called SAFETY MANAGEMENT SYSTEMS STAFF
FY15	13	Add New Section called SAFETY MANAGEMENT SYSTEMS STAFF - General Professional V PN# 95101 D TRN 195
FY15	13	Add new unit reporting to General Professional V. General Professional IV 's (GP IV) TRN 195 PN# 95102D, 00118876 * 0118878**, 00118879 ***, 00118880****
FY15	41	Delete PN# 00118876, 00118878 FROM Arprt Fire Equipt Opnr unit. Transferred to page 13, General Professional IV
FY15	42	Delete PN# 00118879 00118880 FROM Arprt Fire Equipt Opnr Unit. Transferred to page 13, General Professional IV

**DEPARTMENT OF TRANSPORTATION  
HARBORS DIVISION**

**WATER TRANSPORTATION FACILITIES AND SERVICES**

**I. MISSION STATEMENT**

The statewide harbors system, comprised of ten (10) commercial harbors located at Honolulu, Kalaehoa Barbers Point, Hilo, Kawaihae, Kahului, Kaunakakai, Kaunapali, Hana, Nawiliwili and Port Allen, is guided by the following mission statement:

To provide and effectively manage a statewide commercial harbors system and facilitate the efficient movement of people and goods to, from and between the Hawaiian Islands and enhance and/or preserve the State's economic prosperity and quality of life. Our mission also promotes the well-being of our fishing and passenger cruise industries, other maritime related service and support activities; and the enjoyment of certain waterfront facilities by the general public.

**II. ECONOMIC & FISCAL CONDITION**

The commercial harbors system is managed as a self supporting enterprise. As general funds are not provided, the division must generate its own revenues from user fees and charges to support its operating and maintenance expenses as well as its capital improvements program. Revenues are derived from wharfage, rentals, dockage, port entry fees, mooring and other harbor user fees and charges.

The recession led to declines in overall cargo volume for Hawaii's commercial harbors system in each of fiscal years 2008, 2009, and 2010 along with declines in operating revenues. The recession also led to NCL America's business decision at the time to redeploy two of its three Hawaii based vessels to other locales. A modest throughput recovery beginning in 2011 is a positive indicator that Hawaii's economy is on the path to recovery. These trends have been reflected in a steady improvement in container volumes and activities at the commercial harbors. Container TEU (twenty foot equivalent units and includes empties and loaded) increased 3.4% in FY 2013 over FY 2012. In FY 2014, Container TEU increased by 6.6% over FY 2014.

The series of multi-step tariff increases first implemented on March 1, 2010 was an important first step to provide increased revenues to sustain the operations of the commercial harbors system. In FY 2014, wharfage revenue from cargo movements increased by 14% over FY 2013 due primarily to increases in tariff rates that took effect on July 1, 2013 of 7% that were applied to the rates then in effect. As Hawaii's construction activity gains momentum, Hawaii's ports will also benefit from the increased activity in moving goods and supplies needed to support the construction industry. The commercial harbors system is an important driver for the State's economy

as approximately 80% of all consumer goods are imported into Hawaii and roughly 98% of those goods pass through our harbors. The State's harbors system is the sole provider of commercial maritime facilities and services in the State.

The Harbors Division issues harbor revenue bonds to finance capital projects to modernize, upgrade and expand harbor facilities. Debt service costs for the bonds are the responsibility of the Harbors Division. Revenues generated by tariffs and other fees paid by harbor users are pledged towards the payment of debt service and operating expenses. The State administration continues to work in close partnership with the Hawaii Harbors User Group, an industry group comprised of key maritime users, to identify and coordinate actions to address the need for upgrades and improvements to harbor facilities statewide. The resulting comprehensive system-wide harbors modernization plan is an ongoing effort to work in collaboration with our users to address our antiquated and aging infrastructure. The projects will be financed with proceeds from the issuance of harbors system revenue bonds.

In November of 2010, the Harbors Division issued \$164.2 million harbor system revenue bonds to finance the planned first phase of projects. At the centerpiece of the New Day Work projects is the 94 acre, Kapalama Container Yard facility. Governor Abercrombie accepted the Final Environmental Impact Statement (FEIS) for the Kapalama Container Terminal and Tenant Relocations on October 30, 2014. The FEIS was filed with the Office of Environmental Quality Control on November 8, 2014. The 60 day judicial review period ends on January 7, 2015.

In preparation for the Kapalama wharf and container yard projects, the Harbors Division has completed design and is advertising for construction bids for new piers at Pier 12 and 15 in Honolulu Harbor; nearing completion of construction for a new research facility for the University of Hawaii at Pier 35; and nearing completion of the demolition of buildings located at the former Kapalama Military Reservation. We are well into design work for the Kapalama wharf and container yard improvements.

Also on Oahu, acquisition of private property adjacent to Kalaeloa Barbers Point Harbor was completed in December 2012. To continue with future development to meet the state's increasing maritime needs, the Kalaeloa Barber Point Harbor Fuel Pier Development Plan, EIS and 2040 Master Plan are in progress.

The Fuel Pier is being planned to alleviate congestion at Piers 5 & 6 and facilitate growth in both liquid-bulk and dry-bulk cargo. Also, the overall berthing capacity for the harbor will be increased as the present demand is reaching the maximum recommended utilizations as cargo and fuel shipments continues to expand.

Work on the 2040 Master Plan is in process to lay the framework for the phased development of Kalaeloa Barbers Point Harbor. The plan is being completed with input from government agencies, adjacent land owners, affected businesses, and the public.

On the island of Maui, bond proceeds have been allocated for the acquisition of approximately 10 acres of privately owned land adjacent to Kahului Harbor. Negotiations are on-going. On the island of Hawaii, we are preparing for final acceptance of a new 3.1 acre container facility at Kawaihae Harbor; at Hilo Harbor, we are in construction for the new inter-island container yard at Pier 4 and about to complete construction for the third access road to the harbor via Kumau Street. We are presently preparing to award the construction project for the Hilo Pier 4 to complete the new terminal complex.

### **III. FEDERAL FUNDS**

The Port Security Grant Program is administered by the U.S. Federal Emergency Management Agency. The Harbors Division has received grants either as a grantee and more recently, as a sub-grantee to the Hawaii Department of Defense.

From 2007 to 2012, the Harbors Division has received \$10,558,507 in federal grant funds and the Harbors Division matched \$3,713,003 in state funds to finance projects to improve surveillance and security systems at the harbors, install fencing and to purchase equipment to support security and communications.

To integrate and make available the surveillance and security system video feeds for 9 of 10 commercial ports, the Harbors Division is working with the Department of Defense (DOD) and the Department of Accounting and General Services (DAGS) to install a statewide broadband and radio relay system to provide a common view and situational awareness during disasters. Included in the total amount of the State's share of the Port Security Grants, the Harbors Division share of the statewide broadband and radio relay system is \$1,964,966.

### **IV. BUDGET REQUESTS**

#### Methodology/Approach to FB 2015-2017 Budget

The division's budget request was developed in accordance with guidelines outlined in Finance Memorandum 2014-12 relating to the preparation of the FB 2015-2017 Executive Budget Request. These instructions were issued by the Director of Finance on September 29, 2014. To meet constitutional and statutory budget submittal deadlines, all departments were advised that the initial FB 2015-17 budget will be focused on maintaining the status quo. The status quo budget would reflect the FY 2015 budget less non-recurring expenses plus collective bargaining allocations and additions for trade-off and transfer requests; selected fixed cost and entitlement requirements; selected federal fund adjustment requests; selected non-general fund adjustment requests and adjustments to non-recurring items identified by the Legislature. While departments could submit other items besides the foregoing additions, the subject

items would not be considered for inclusion in the initial FB 2015-17 budget and would be presented to incoming Governor Ige for consideration in a second budget submittal.

The division's biennium budget request follows the foregoing guidelines and also reflects our prudent management of our financial resources to meet core functions and the cost-effective delivery of services.

### Significant Adjustments

#### Trade-Off/Transfers

The division made trade-off/transfers of \$4,940,369 within and among its programs to address current priorities. \$20,129 involved the transfer of payroll savings to meet shortfalls and \$4,920,240 in other current expenses in TRN 395 were transferred within the program to meet debt service requirements on additional bonds and to address shortfalls in insurance.

#### Fixed Costs and Entitlements

\$3,380,664 and \$3,380, 820 is requested for debt service on reimbursable general obligation bonds.

\$31,401,847 and \$31,433,136 is requested for debt service on existing harbor revenue bonds.

\$14,601,203 and \$10,864,060 is requested for debt service on additional harbors system revenue bonds to be issued to fund the construction of improvements for Kapalama Container Terminal (KCT) Facility. \$200 million was the KCT cost estimate originally used by ATDC in its former management of the modernization projects. Now that we are significantly into design, the cost for the improvements is estimated at approximately \$450 million to fully build out the yard and wharf improvements. To allow for the full build out, we are working to phase the construction of improvements. We believe our current revenue stream can support the issuance of additional debt in the \$260-280 million range and this amount has been set as our goal for the next bond sale. Each phase of the KCT Facility will be designed and constructed to be usable while working towards the full build out. The Harbors Division is responsible to ensure that debt service costs relating to harbors system revenue bonds are paid from revenues derived from the statewide commercial harbors system and any borrowing must meet financial coverage tests imposed by the Bond Certificate. Future tariff increases will be necessary to generate additional revenues to support the issuance of revenue bonds for the full build out of the KCT Facility.

#### Non-General Fund Adjustment Requests

\$1,705,771 and \$1,902,244 is requested to fund fringe benefits for TRN 301, 303, 311, 331, 341, 361 and 395. Non-general fund programs were advised to plan for fringe benefit assessment rates increasing by approximately 10% to 52.0% for FY 2016 and

2017. The increase is primarily due to the projected costs for the prefunding of other post employment benefits.

Adjustment to Non-Recurring Items

\$13,560,000 is requested in each year for special maintenance projects at the various commercial harbors. These projects are necessary to prolong the economic life of our facilities and address health and safety needs.

Department of Transportation-Harbors Division  
 Prioritized List of Functions

Table 1

Priority	Description of Function	Activities	Prog ID(s)	Statutory Reference
1	To facilitate the rapid, safe and economical movement of people and goods into, within, and out of the State by providing and operating harbor facilities and supporting services at the commercial harbors.	Primary activities include assigning and managing vessel berthing space; allocating and controlling cargo space on the docks; providing secure cargo storage areas; maintain compliance with safety and security regulations and requirements; charge, bill and collect required fees for the use of facilities and for services provided; maintaining offices for the conduct of business with the public; and controlling the movement of traffic into, within and out of the State's harbors system.	TRN 301, 303, 311, 313, 331, 333, 341, 351, 361, 363	Chapter 266, HRS
2	To provide program leadership, engineering services and administrative staff support services for the commercial harbors system.	Primary activities include directing and coordinating the operations of the statewide commercial harbors program; provide for the plans, designs, development, expansion and construction of necessary facilities as well as the maintenance and reconstruction of existing harbors and facilities; provides policies, procedures, goals and objectives and the allocation of resources to achieve program objectives; directs and coordinates administrative activities in functional areas such as financial management, property management, budget and management analysis, personnel management and information systems.	TRN 395	Chapter 266, HRS

Department of Transportation-Harbors Division  
Department-Wide Totals

Table 2

Fiscal Year 2015				
Act 122/14 Appropriation	Restriction	Emergency Appropriations	Total FY15	MOF
\$ 100,329,331.00			\$ 100,329,331.00	B
			\$ -	
\$ 100,329,331.00	\$ -	\$ -	\$ 100,329,331.00	Total
Fiscal Year 2016				
Act 122/14 Appropriation	Reductions	Additions	Total FY16	MOF
\$ 100,329,331.00	\$ (56,267,361.00)	\$ 65,815,928.00	\$ 109,877,898.00	B
			\$ -	
\$ 100,329,331.00	\$ (56,267,361.00)	\$ 65,815,928.00	\$ 109,877,898.00	Total
Fiscal Year 2017				
Act 122/14 Appropriation	Reductions	Additions	Total FY17	MOF
\$ 100,329,331.00	\$ (56,267,361.00)	\$ 62,655,071.00	\$ 106,717,041.00	B
			\$ -	
\$ 100,329,331.00	\$ (56,267,361.00)	\$ 62,655,071.00	\$ 106,717,041.00	Total



Department of Transportation-Harbors Division  
Program ID Totals

Table 3

Prog ID	Program Title	MOF	As budgeted by Act 122/14 (FY15)			Governor's Submittal (FY16)				Governor's Submittal (FY17)			
			Pos (P)	Pos (T)	\$\$\$	Pos (P)	Pos (T)	\$\$\$	Percent Change of \$\$\$\$	Pos (P)	Pos (T)	\$\$\$	Percent Change of \$\$\$\$
TRN 301/CC	Honolulu Harbor	B	116.00	2.00	\$ 26,864,870	116.00	2.00	\$ 26,424,201	-1.6%	116.00	2.00	\$ 26,632,246.00	-0.9%
TRN 303/CC	Kalaeloa Barbers Point Harbor	B	3.00		\$ 2,081,342	3.00		\$ 1,857,095	-10.8%	3.00		\$ 1,861,801.00	-10.5%
TRN 311/CD	Hilo Harbor	B	14.00		\$ 2,848,397	14.00		\$ 2,952,723	3.7%	14.00		\$ 2,979,937.00	4.6%
TRN 313/CD	Kawaihae Harbor	B	2.00		\$ 1,344,391	2.00		\$ 1,284,958	-4.4%	2.00		\$ 1,284,958.00	-4.4%
TRN 331/CF	Kahului Harbor	B	18.00		\$ 3,726,632	18.00		\$ 3,790,923	1.7%	18.00		\$ 3,831,835.00	2.8%
TRN 333/CF	Hana Harbor	B			\$ 42,519			\$ 42,519	0.0%			\$ 42,519.00	0.0%
TRN 341/CF	Kaunakakai Harbor	B	1.00		\$ 591,915	1.00		\$ 598,455	1.1%	1.00		\$ 598,455.00	1.1%
TRN 351/CF	Kaumalapau Harbor	B			\$ 265,000			\$ 465,000	75.5%			\$ 465,000.00	75.5%
TRN 361/CG	Nawiliwili Harbor	B	15.00		\$ 2,839,517	15.00		\$ 2,991,059	5.3%	15.00		\$ 3,023,016.00	6.5%
TRN 363/CG	Port Allen Harbor	B	1.00		\$ 421,588	1.00		\$ 415,660	-1.4%	1.00		\$ 415,660.00	-1.4%
TRN 395/CB	Harbors Administration	B	77.00	1.00	\$ 59,303,160	77.00	1.00	\$ 69,055,305	16.4%	77.00	1.00	\$ 65,581,614.00	10.6%

Department of Transportation-Harbors Division  
Budget Decisions

Table 4

Prog ID	Sub-Org	Description of Request	Initial Department Request FY16			Initial Department Request FY17			Budget & Finance Recommendation FY16			Budget & Finance Recommendation FY17			Governor's Decision FY16			Governor's Decision FY17				
			MOF	Pos (P)	Pos (T)	\$\$\$	MOF	Pos (P)	Pos (T)	\$\$\$	Pos (P)	Pos (T)	\$\$\$	Pos (P)	Pos (T)	\$\$\$	Pos (P)	Pos (T)	\$\$\$	Pos (P)	Pos (T)	\$\$\$
TRN 301	CC	Add funds for Special Maintenance	B	-	-	\$ 7,610,000	B	-	-	\$ 7,610,000	-	-	\$ 7,610,000	-	-	\$ 7,610,000	-	-	\$ 7,610,000	-	-	\$ 7,610,000
TRN 301	CC	Fringe FB 15-17	B	-	-	\$ 969,177	B	-	-	\$ 1,044,064	-	-	\$ 969,177	-	-	\$ 1,044,064	-	-	\$ 969,177	-	-	\$ 1,044,064
TRN 301	CC	Add funds to pay electricity costs to enable participation in an energy performance contract	B	-	-	\$ 3,330,000	B	-	-	\$ 3,330,000	-	-	\$ -	-	-	\$ -	-	-	\$ -	-	-	\$ -
TRN 303	CC	Add funds for Special Maintenance	B	-	-	\$ 610,000	B	-	-	\$ 610,000	-	-	\$ 610,000	-	-	\$ 610,000	-	-	\$ 610,000	-	-	\$ 610,000
TRN 303	CC	Fringe FB 15-17	B	-	-	\$ 12,573	B	-	-	\$ 13,457	-	-	\$ 12,573	-	-	\$ 13,457	-	-	\$ 12,573	-	-	\$ 13,457
TRN 303	CC	Add funds to pay electricity costs to enable participation in an energy performance contract	B	-	-	\$ 160,000	B	-	-	\$ 160,000	-	-	\$ -	-	-	\$ -	-	-	\$ -	-	-	\$ -
TRN 311	CD	Add funds for Special Maintenance	B	-	-	\$ 1,150,000	B	-	-	\$ 1,150,000	-	-	\$ 1,150,000	-	-	\$ 1,150,000	-	-	\$ 1,150,000	-	-	\$ 1,150,000
TRN 311	CD	Fringe FB 15-17	B	-	-	\$ 76,811	B	-	-	\$ 86,045	-	-	\$ 76,811	-	-	\$ 86,045	-	-	\$ 76,811	-	-	\$ 86,045
TRN 311	CD	Add funds to pay electricity costs to enable participation in an energy performance contract	B	-	-	\$ 65,000	B	-	-	\$ 65,000	-	-	\$ -	-	-	\$ -	-	-	\$ -	-	-	\$ -
TRN 313	CD	Add funds for Special Maintenance	B	-	-	\$ 615,000	B	-	-	\$ 615,000	-	-	\$ 615,000	-	-	\$ 615,000	-	-	\$ 615,000	-	-	\$ 615,000
TRN 313	CD	Add funds to pay electricity costs to enable participation in an energy performance contract	B	-	-	\$ 55,000	B	-	-	\$ 55,000	-	-	\$ -	-	-	\$ -	-	-	\$ -	-	-	\$ -
TRN 331	CF	Add funds for Special Maintenance	B	-	-	\$ 1,335,000	B	-	-	\$ 1,335,000	-	-	\$ 1,335,000	-	-	\$ 1,335,000	-	-	\$ 1,335,000	-	-	\$ 1,335,000
TRN 331	CF	Fringe FB 15-17	B	-	-	\$ 83,077	B	-	-	\$ 95,089	-	-	\$ 83,077	-	-	\$ 95,089	-	-	\$ 83,077	-	-	\$ 95,089
TRN 331	CF	Add funds to pay electricity costs to enable participation in an energy performance contract	B	-	-	\$ 135,000	B	-	-	\$ 135,000	-	-	\$ -	-	-	\$ -	-	-	\$ -	-	-	\$ -
TRN 333	CF	Add funds for Special Maintenance	B	-	-	\$ 30,000	B	-	-	\$ 30,000	-	-	\$ 30,000	-	-	\$ 30,000	-	-	\$ 30,000	-	-	\$ 30,000
TRN 341	CF	Add funds for Special Maintenance	B	-	-	\$ 465,000	B	-	-	\$ 465,000	-	-	\$ 465,000	-	-	\$ 465,000	-	-	\$ 465,000	-	-	\$ 465,000
TRN 341	CF	Fringe FB 15-17	B	-	-	\$ 1,432	B	-	-	\$ 1,432	-	-	\$ 1,432	-	-	\$ 1,432	-	-	\$ 1,432	-	-	\$ 1,432
TRN 341	CF	Add funds to pay electricity costs to enable participation in an energy performance contract	B	-	-	\$ 20,000	B	-	-	\$ 20,000	-	-	\$ -	-	-	\$ -	-	-	\$ -	-	-	\$ -
TRN 351	CF	Add funds for Special Maintenance	B	-	-	\$ 450,000	B	-	-	\$ 450,000	-	-	\$ 450,000	-	-	\$ 450,000	-	-	\$ 450,000	-	-	\$ 450,000
TRN 351	CF	Add funds to pay electricity costs to enable participation in an energy performance contract	B	-	-	\$ 15,000	B	-	-	\$ 15,000	-	-	\$ -	-	-	\$ -	-	-	\$ -	-	-	\$ -
TRN 361	CG	Add funds for Special Maintenance	B	-	-	\$ 1,030,000	B	-	-	\$ 1,030,000	-	-	\$ 1,030,000	-	-	\$ 1,030,000	-	-	\$ 1,030,000	-	-	\$ 1,030,000
TRN 361	CG	Fringe FB 15-17	B	-	-	\$ 62,677	B	-	-	\$ 69,600	-	-	\$ 62,677	-	-	\$ 69,600	-	-	\$ 62,677	-	-	\$ 69,600
TRN 361	CG	Add funds to pay electricity costs to enable participation in an energy performance contract	B	-	-	\$ 145,000	B	-	-	\$ 145,000	-	-	\$ -	-	-	\$ -	-	-	\$ -	-	-	\$ -
TRN 363	CG	Add funds for Special Maintenance	B	-	-	\$ 265,000	B	-	-	\$ 265,000	-	-	\$ 265,000	-	-	\$ 265,000	-	-	\$ 265,000	-	-	\$ 265,000
TRN 395	CB	Revenue Bond Debt Service	B	-	-	\$ 31,401,847	B	-	-	\$ 31,433,138	-	-	\$ 31,401,847	-	-	\$ 31,433,138	-	-	\$ 31,401,847	-	-	\$ 31,433,138
TRN 395	CB	Revenue Bond New Issue Debt Service	B	-	-	\$ 14,601,203	B	-	-	\$ 10,864,060	-	-	\$ 14,601,203	-	-	\$ 10,864,060	-	-	\$ 14,601,203	-	-	\$ 10,864,060
TRN 395	CB	GOB-R Debt Service	B	-	-	\$ 3,380,654	B	-	-	\$ 3,380,820	-	-	\$ 3,380,654	-	-	\$ 3,380,820	-	-	\$ 3,380,654	-	-	\$ 3,380,820
TRN 395	CB	Fringe FB 15-17	B	-	-	\$ 500,024	B	-	-	\$ 592,557	-	-	\$ 500,024	-	-	\$ 592,557	-	-	\$ 500,024	-	-	\$ 592,557

Department of Transportation-Harbors Division  
Proposed Budget Reductions

Table 5

Prog ID	Sub-Org	Description of Reduction	Impact of Reduction	MOF	FY16			FY17			FY15 Restriction (Y/N)
					Pos (P)	Pos (T)	\$\$\$	Pos (P)	Pos (T)	\$\$\$	
TRN 301	CC	Non-Recurring Reduction (Budget Prep) - Harbors Special Maintenance - Proviso	Harbor facilities and assets will not be maintained	B	-	-	\$ (7,810,000)	-	-	\$ (7,810,000)	N
TRN 301	CC	Non-Recurring Reduction (Budget Prep) - Bucket Truck	Unable to purchase replacement	B	-	-	\$ (163,000)	-	-	\$ (163,000)	N
TRN 301	CC	Non-Recurring Reduction (Budget Prep) - Personal Svs Rended by Others	Unable to maintain facilities and safety standards	B	-	-	\$ (500,000)	-	-	\$ (500,000)	N
TRN 301	CC	Non-Recurring Reduction (Budget Prep) - Dumping Flatbed Truck	Unable to purchase replacement	B	-	-	\$ (125,000)	-	-	\$ (125,000)	N
TRN 301	CC	Non-Recurring Reduction (Budget Prep) - (4) Sports Utility Vehicles, (4) Police package	Unable to purchase replacement	B	-	-	\$ (202,508)	-	-	\$ (202,508)	N
TRN 301	CC	Non-Recurring Reduction (Budget Prep) - Roll Off Truck	Unable to purchase replacement	B	-	-	\$ (200,000)	-	-	\$ (200,000)	N
TRN 301	CC	Non-Recurring Reduction (Budget Prep) - Personal Svs Rended by Others	Unable to maintain facilities and safety standards	B	-	-	\$ (500,000)	-	-	\$ (500,000)	N
TRN 303	CC	Non-Recurring Reduction (Budget Prep) - Personal Svs Rended by Others	Unable to maintain facilities and safety standards	B	-	-	\$ (250,000)	-	-	\$ (250,000)	N
TRN 303	CC	Non-Recurring Reduction (Budget Prep) - Harbors Special Maintenance - Proviso	Harbor facilities and assets will not be maintained	B	-	-	\$ (610,000)	-	-	\$ (610,000)	N
TRN 311	CD	Non-Recurring Reduction (Budget Prep) - Truck	Unable to purchase replacement	B	-	-	\$ (26,580)	-	-	\$ (26,580)	N
TRN 311	CD	Non-Recurring Reduction (Budget Prep) - Personal Svs Rended by Others	Unable to maintain facilities and safety standards	B	-	-	\$ (15,000)	-	-	\$ (15,000)	N
TRN 311	CD	Non-Recurring Reduction (Budget Prep) - Harbors Special Maintenance - Proviso	Harbor facilities and assets will not be maintained	B	-	-	\$ (1,150,000)	-	-	\$ (1,150,000)	N
TRN 313	CD	Non-Recurring Reduction (Budget Prep) - Personal Svs Rended by Others	Unable to maintain facilities and safety standards	B	-	-	\$ (34,000)	-	-	\$ (34,000)	N
TRN 313	CD	Non-Recurring Reduction (Budget Prep) - Chevy S 10 Pick-Up Truck	Unable to purchase replacement	B	-	-	\$ (27,000)	-	-	\$ (27,000)	N
TRN 313	CD	Non-Recurring Reduction (Budget Prep) - Harbors Special Maintenance - Proviso	Harbor facilities and assets will not be maintained	B	-	-	\$ (615,000)	-	-	\$ (615,000)	N
TRN 331	CF	Non-Recurring Reduction (Budget Prep) - Pick-Up Truck	Unable to purchase replacement	B	-	-	\$ (25,000)	-	-	\$ (25,000)	N
TRN 331	CF	Non-Recurring Reduction (Budget Prep) - Flat Bed Dump Truck (Under 26,000 Gvw)	Unable to purchase replacement	B	-	-	\$ (80,000)	-	-	\$ (80,000)	N
TRN 331	CF	Non-Recurring Reduction (Budget Prep) - Harbors Special Maintenance - Proviso	Harbor facilities and assets will not be maintained	B	-	-	\$ (1,335,000)	-	-	\$ (1,335,000)	N
TRN 333	CF	Non-Recurring Reduction (Budget Prep) - Harbors Special Maintenance - Proviso	Harbor facilities and assets will not be maintained	B	-	-	\$ (30,000)	-	-	\$ (30,000)	N
TRN 341	CF	Non-Recurring Reduction (Budget Prep) - Harbors Special Maintenance - Proviso	Harbor facilities and assets will not be maintained	B	-	-	\$ (465,000)	-	-	\$ (465,000)	N
TRN 351	CF	Non-Recurring Reduction (Budget Prep) - Harbors Special Maintenance - Proviso	Harbor facilities and assets will not be maintained	B	-	-	\$ (250,000)	-	-	\$ (250,000)	N
TRN 361	CG	Non-Recurring Reduction (Budget Prep) - Harbors Special Maintenance - Proviso	Harbor facilities and assets will not be maintained	B	-	-	\$ (1,030,000)	-	-	\$ (1,030,000)	N
TRN 363	CG	Non-Recurring Reduction (Budget Prep) - Harbors Special Maintenance - Proviso	Harbor facilities and assets will not be maintained	B	-	-	\$ (265,000)	-	-	\$ (265,000)	N
TRN 395	CB	Non-Recurring Reduction (Budget Prep) - Civil Penalties	Violation of consent decree	B	-	-	\$ (1,300,000)	-	-	\$ (1,300,000)	N
TRN 395	CB	Non-Recurring Reduction (Budget Prep) - Statewide Geographic Computer System	Unable to maintain security and safety standards	B	-	-	\$ (467,000)	-	-	\$ (467,000)	N
TRN 395	CB	Non-Recurring Reduction (Budget Prep) - Harbors Debt Service - Proviso	Bond default if debt service is not paid	B	-	-	\$ (38,783,273)	-	-	\$ (38,783,273)	N

Department of Transportation-Harbors Division  
Proposed Budget Reductions

Table 5

<u>Prog ID</u>	<u>Sub-Org</u>	<u>Description of Reduction</u>	<u>Impact of Reduction</u>	<u>MOF</u>	<u>Pos (P)</u>	<u>Pos (T)</u>	<u>\$\$\$</u>	<u>Pos (P)</u>	<u>Pos (T)</u>	<u>\$\$\$</u>	<u>Restriction (Y/N)</u>
TRN 395	CB	Non-Recurring Reduction (Budget Prep) - (6) Computer, Printer, Desk, Chair	Unable to support staff workstations	B	-	-	\$ (9,000)	-	-	\$ (9,000)	N

Department of Transportation-Harbors Division  
Proposed Budget Additions

Table 6

Prog ID	Sub-Org	Addition Type	Prog ID Priority	Dept-Wide Priority	Description of Addition	Justification	MOF	FY16			FY17		
								Pos (P)	Pos (T)	\$\$\$	Pos (P)	Pos (T)	\$\$\$
TRN 301	CC	NG	3	3	Add funds for Special Maintenance	Maintain harbor infrastructure, sustainability and safety standards	B	-	-	7,610,000	-	-	7,610,000
TRN 301	CC	NG	2	2	Fringe FB 15-17	Collective Bargaining agreement	B	-	-	969,177	-	-	1,044,064
TRN 303	CC	NG	3	3	Add funds for Special Maintenance	Maintain harbor infrastructure, sustainability and safety standards	B	-	-	610,000	-	-	610,000
TRN 303	CC	NG	2	2	Fringe FB 15-17	Collective Bargaining agreement	B	-	-	12,573	-	-	13,457
TRN 311	CD	NG	3	3	Add funds for Special Maintenance	Maintain harbor infrastructure, sustainability and safety standards	B	-	-	1,150,000	-	-	1,150,000
TRN 311	CD	NG	2	2	Fringe FB 15-17	Collective Bargaining agreement	B	-	-	76,811	-	-	86,045
TRN 313	CD	NG	3	3	Add funds for Special Maintenance	Maintain harbor infrastructure, sustainability and safety standards	B	-	-	615,000	-	-	615,000
TRN 331	CF	NG	3	3	Add funds for Special Maintenance	Maintain harbor infrastructure, sustainability and safety standards	B	-	-	1,335,000	-	-	1,335,000
TRN 331	CF	NG	2	2	Fringe FB 15-17	Collective Bargaining agreement	B	-	-	83,077	-	-	95,089
TRN 333	CF	NG	3	3	Add funds for Special Maintenance	Maintain harbor infrastructure, sustainability and safety standards	B	-	-	30,000	-	-	30,000
TRN 341	CF	NG	3	3	Add funds for Special Maintenance	Maintain harbor infrastructure, sustainability and safety standards	B	-	-	465,000	-	-	465,000
TRN 341	CF	NG	2	2	Fringe FB 15-17	Collective Bargaining agreement	B	-	-	1,432	-	-	1,432
TRN 351	CF	NG	3	3	Add funds for Special Maintenance	Maintain harbor infrastructure, sustainability and safety standards	B	-	-	450,000	-	-	450,000
TRN 361	CG	NG	3	3	Add funds for Special Maintenance	Maintain harbor infrastructure, sustainability and safety standards	B	-	-	1,030,000	-	-	1,030,000
TRN 361	CG	NG	2	2	Fringe FB 15-17	Collective Bargaining agreement	B	-	-	62,677	-	-	69,600
TRN 363	CG	NG	3	3	Add funds for Special Maintenance	Maintain harbor infrastructure, sustainability and safety standards	B	-	-	265,000	-	-	265,000
TRN 395	CB	NG	1	1	Revenue Bond Debt Service	Harbors Division responsible for principal and interest payments on Harbor Revenue Bonds	B	-	-	31,401,847	-	-	31,433,138
TRN 395	CB	NG	1	1	Revenue Bond New Issue Debt Service	Harbors Division responsible for principal and interest payments on Harbor Revenue Bonds	B	-	-	14,601,203	-	-	10,864,060
TRN 395	CB	NG	1	1	GOB-R Debt Service	Harbors Division responsible for principal and interest payments on Harbor Revenue Bonds	B	-	-	3,380,654	-	-	3,380,820
TRN 395	CB	NG	2	2	Fringe FB 15-17	Collective Bargaining agreement	B	-	-	500,024	-	-	592,557
TRN 301	CC				Collective Bargaining (Budget Prep)	Additional funding provided thru budget prep pursuant to recent contract negotiations between the State, HGEA and UPW.	B			480,662			613,820
TRN 303	CC				Collective Bargaining (Budget Prep)	Additional funding provided thru budget prep pursuant to recent contract negotiations between the State, HGEA and UPW.	B			13,180			17,002
TRN 311	CD				Collective Bargaining (Budget Prep)	Additional funding provided thru budget prep pursuant to recent contract negotiations between the State, HGEA and UPW.	B			69,095			87,075
TRN 313	CD				Collective Bargaining (Budget Prep)	Additional funding provided thru budget prep pursuant to recent contract negotiations between the State, HGEA and UPW.	B			1,567			1,567

Department of Transportation-Harbors Division  
Proposed Budget Additions

Table 6

<u>Prog ID</u>	<u>Sub-Org</u>	<u>Addition Type</u>	<u>Prog ID Priority</u>	<u>Dept-Wide Priority</u>	<u>Description of Addition</u>	<u>Justification</u>	<u>MOF</u>	<u>Pos (P)</u>	<u>Pos (T)</u>	<u>\$\$\$</u>	<u>Pos (P)</u>	<u>Pos (T)</u>	<u>\$\$\$</u>
TRN 331	CF				Collective Bargaining (Budget Prep)	Additional funding provided thru budget prep pursuant to recent contract negotiations between the State, HGEA and UPW.	B			86,214			115,114
TRN 341	CF				Collective Bargaining (Budget Prep)	Additional funding provided thru budget prep pursuant to recent contract negotiations between the State, HGEA and UPW.	B			5,108			5,108
TRN 361	CG				Collective Bargaining (Budget Prep)	Additional funding provided thru budget prep pursuant to recent contract negotiations between the State, HGEA and UPW.	B			78,736			103,770
TRN 363	CG				Collective Bargaining (Budget Prep)	Additional funding provided thru budget prep pursuant to recent contract negotiations between the State, HGEA and UPW.	B			4,201			4,201
TRN 395	CB				Collective Bargaining (Budget Prep)	Additional funding provided thru budget prep pursuant to recent contract negotiations between the State, HGEA and UPW.	B			427,690			567,152

Department of Transportation-Harbors Division  
 FY15 Restrictions

Table 7

<u>Prog ID</u>	<u>Sub-Org</u>	<u>MOF</u>	<u>Budgeted by Dept</u>	<u>Restriction</u>	<u>Difference Between Budgeted &amp; Restricted</u>	<u>Percent Difference</u>	<u>Impact</u>
							None

Department of Transportation-Harbors Division  
 Emergency Appropriation Requests

Table 8

<u>Prog ID</u>	<u>Description of Request</u>	<u>Explanation of Request</u>	<u>MOF</u>	<u>Pos (P)</u>	<u>Pos (T)</u>	<u>\$\$\$</u>
None						



Department of Transportation-Harbors Division  
Expenditures Exceeding Appropriation Ceilings in FY14 and FY15

Table 9

<u>Prog ID</u>	<u>MOF</u>	<u>Date</u>	<u>Appropriation</u>	<u>Amount Exceeding Appropriation</u>	<u>Percent Exceeded</u>	<u>Reason for Exceeding Ceiling</u>	<u>Legal Authority</u>	<u>Recurring (Y/N)</u>	<u>GF Impact (Y/N)</u>
						None			

Department of Transportation-Harbors Division  
 Intradepartmental Transfers in FY14 and FY15

Table 10

<u>Actual or Anticipated Date of Transfer</u>	<u>MOF</u>	<u>Pos (P)</u>	<u>Pos (T)</u>	<u>\$\$\$</u>	<u>From Prog ID</u>	<u>Percent of Program ID Appropriation Transferred From</u>	<u>To Prog ID</u>	<u>Percent of Receiving Program ID Appropriation</u>	<u>Reason for Transfer</u>	<u>Recurring (Y/N)</u>
11/28/2014	B	-	-	\$ 206,600	TRN 395	0.3%	TRN 351	43.8%	FY 15, shortfall of \$200,000 special maintenance due to required repairs resulting from increased container operations by Young Brothers, Ltd., and the associated deterioration of asphalt pavement from usage of heavy equipment. Additionally, shortfall of \$6,600 projected for interisland travel and per diem cost to enable Kahului Harbor personnel to increase harbor management presence to monitor activities during periods of heavy operational use.	N

Department of Transportation-Harbors Division  
Active Federal Awards as of December 1, 2014

Table 11

<u>State Expending Agency</u>	<u>Program ID</u>	<u>Award Number</u>	<u>CFDA Number</u>	<u>Award Description</u>	<u>Awarding Federal Agency</u>	<u>Award Amount</u>	<u>Award Amount Allocated to the Pgm ID in Column B</u>	<u>State Appropriation Symbol</u>	<u>State Fund Match (If Any)</u>	<u>Contact Name</u>	<u>Contact Phone</u>	<u>Contact Email</u>
	None											

Department of Transportation-Harbors Division  
Non-General Funds

Table 12

Name of Fund	Purpose	Statutory Reference	MOF	Beginning FY15 Unencumbered Cash Balance	Estimated FY15 Revenues	Estimated FY15 Expenditures and Encumbrances	Estimated FY15 Net Transfers	Estimated FY15 Ending Unencumbered Cash Balance	Balance in Excess of Program Needs
Revenue Bonds	To fund CIP Projects in accordance with Bond Covenants	A345/SL86 - A122/SL14	E	\$ 70,131,236	\$ -	\$ 63,368,866		\$ 6,762,370	\$ -
Federal Operating Allotments	Appropriations of State Funds to Provide the State Matching Funds Required by Federal Port Security Grants	Federal Funds/ S36-22 HRS	N	\$ 2,075,029	\$ -	\$ -	\$ -	\$ 2,075,029	\$ -
State CIP	To fund CIP Projects with Specific Special Fund Appropriations, i.e., Cash-funded CIP	A296/SL91 - A122/SL14	B	\$ 23,890,579	\$ -	\$ 29,690,220	\$ 30,000,000	\$ 24,200,359	\$ -
Revolving funds	Appropriations of State Funds to Provide for Debt Service Cash Reserves to Comply with Provisions of the Bond Certificate of the DOT Director for Revenue Bonds Issued	Bond Resolution & S266-19 HRS	W	\$ 42,596,494	\$ -	\$ 31,402,000	\$ 31,416,000	\$ 42,610,494	\$ -
Revolving funds	Disaster Recovery; Appropriations of State Funds to Provide the State Matching Funds Required by Federal Grants. Transfer in FY2015 Purpose of this Fund Has Expired	Federal Funds/ S36-22 HRS	B	\$ 100,000	\$ -	\$ -	\$ (100,000)	\$ -	\$ -
Federal Operating Appropriations Type F	Disaster Recovery; Transfer in FY2015 Purpose of this Fund Has Expired	Federal Funds/ S36-22 HRS	N	\$ 2,802	\$ -	\$ -	\$ (2,802)	\$ -	
Harbor Special Fund	Parent Fund for the Commercial Harbors System - Revenues Deposited Into This Fund & Transfers-Out of Funds Used to Pay Quarterly Allotments Directly to DOT-Admin, Harbors Operating Expenses, Cash CIP and for Debt Service.	S266-19 HRS	B	\$ 129,921,778	\$ 111,567,000		\$ (128,386,198)	\$ 113,102,580	
State Operating Allotments	Funds Appropriated by Legislature for the Operating Costs of the State of Hawaii Commercial Harbors System, Including the Funding of Debt Service Reserves, the Funding of Debt Service Requirments for Reimbursable General Obligation Bonds and Special Maintenance Provisos	A345/SL86 - A122/SL14	B	\$ 13,901,243		\$ 61,545,947	\$ 61,545,947	\$ 13,901,243	
Federal CIP	Appropriations of State Funds to Provide the State Matching Funds Required by Federal Port Security Grants	Federal Funds/ A91/SL99 - A122/SL14 S36-22 HRS	N	\$ 13,055,969	\$ -	\$ (75,585)	\$ -	\$ 13,131,554	
Operating Trust	Fund is used to collect Security Deposits for Leases and Contracts & for Insurance Proceeds	Trust	T	\$ 2,624,666	\$ -	\$ -	\$ -	\$ 2,624,666	

Department of Transportation-Harbors Division  
Vacancy Report as of November 30, 2014

Table 13

Prog ID	Sub-Org	Date of Vacancy	Expected Fill Date	Position Number	Position Title	Exempt (Y/N)	SR Level	BU Code	Perm Temp (P/T)	FTE	MOF	Budgeted Amount	Actual Salary Last Paid	Authority to Hire (Y/N)	Occupied by 89 Day Hire (Y/N)	# of 89 Hire Appts	Describe if Filled by other Means	Priority # to Retain
TRN301	CC	7/16/2014	2/2/2015	16902	General Laborer II	N	BC03A	1	P	1.00	B	\$ 34,164	\$ 35,544	Y	N			1
TRN301	CC	8/1/2014	2/2/2015	2632	Heavy Truck Driver	N	BC07A	1	P	1.00	B	\$ 39,972	\$ 41,592	Y	N			2
TRN301	CC	9/3/2013	2/2/2015	1106	General Laborer II	N	BC03A	1	P	1.00	B	\$ 34,164	\$ 34,164	Y	N	2		3
TRN301	CC	12/31/2013	2/2/2015	16009	Marine Cargo Specialist I	N	SR17A	3	P	1.00	B	\$ 42,684	\$ 44,412	Y	Y	2		4
TRN301	CC	6/2/2014	2/2/2015	1108	General Laborer II	N	BC03A	1	P	1.00	B	\$ 34,164	\$ 34,164	Y	Y	2		5
TRN301	CC	10/1/2014	3/1/2015	21468	Janitor II	N	BC02A	1	P	1.00	B	\$ 33,228	\$ 35,256	Y	N	1		6
TRN301	CC	11/8/2014	3/1/2015	16900	Janitor II	N	BC02A	1	P	1.00	B	\$ 33,228	\$ 35,256	Y	N			7
TRN395	CB	9/30/2013	3/1/2015	21196	Drafting Tech IV/V/VI	N	SR17A	3	p	1.00	B	\$ 39,480	\$ 41,040	Y	N			8
TRN395	CB	8/26/2014	3/1/2015	110511	Research Statistician IV	N	SR22C	13	P	1.00	B	\$ 45,576	\$ 47,400	Y	N			9
TRN301	CC	6/13/2014	unknown	11608	Harbor District Manager III	N	EM07	35	P	1.00	B	\$ 79,104	\$ 92,136	Y	N		Temp Assign	10
TRN395	CB	7/1/2010	unknown	120909	Program Specialist V	N	SR26C	13	T	1.00	B	\$ 55,236	\$ 51,312	Y	Y	3		11
TRN311	CD	6/20/2014	unknown	6673	Building Maintenance Wkr I	N	BC09A	1	P	1.00	B	\$ 44,544	\$ 46,344	Y	N			12
TRN395	CB	10/2/2014	unknown	26726	Accountant V	N	SR24C	13	P	1.00	B	\$ 51,312	\$ 55,488	Y	N		Temp Assign	13
TRN301	CC	6/18/2012	unknown	16906	Electrician II	N	WS10A	1	P	1.00	B	\$ 48,960	\$ 48,960	Y	N			14
TRN395	CB	10/26/2013	unknown	9679	General Contr Inspec III	N	SR19A	3	P	1.00	B	\$ 39,480	\$ 41,040	Y	N			15
TRN395	CB	1/2/2014	unknown	117367	Environmental Health Spclt IV	N	SR22C	13	P	1.00	B	\$ 45,576	\$ 47,400	Y	N			16
TRN395	CB	4/4/2011	unknown	47154	Management Analyst IV	N	SR22C	13	P	1.00	B	\$ 45,576	\$ 45,576	Y	N			17
TRN395	CB	1/16/2014	unknown	22127	Engineer (Civil) IV	N	SR24C	13	P	1.00	B	\$ 51,312	\$ 51,312	Y	N			18
TRN313	CD	6/22/2011	unknown	47825	Marine Cargo Specialist I	N	SR17A	3	P	1.00	B	\$ 36,516	\$ 41,040	Y	Y	9		19
TRN331	CF	4/23/2012	unknown	47644	Marine Cargo Specialist I	N	SR17A	3	P	1.00	B	\$ 36,516	\$ 36,516	Y	Y	11		20
TRN301	CC	9/1/2010	unknown	47538	General Construction Inspector II	N	SR16A	3	P	1.00	B	\$ 35,064	\$ 46,176	Y	N			21
TRN331	CF	1/2/2014	unknown	42738	General Laborer II	N	BC03A	1	P	1.00	B	\$ 34,164	\$ 34,848	Y	N	2		22
TRN301	CC	7/16/2014	unknown	1101	Heavy Truck Driver	N	BC07A	1	P	1.00	B	\$ 39,972	\$ 41,592	Y	N			23
TRN395	CB	7/1/2014	unknown	95306	Engineering Tech VII *	N	SR19A	3	P	1.00	B	\$ 41,064	N/A	Y	N			24
TRN395	CB	7/1/2014	unknown	95302	Property Manager IV *	N	SR22C	13	P	1.00	B	\$ 45,576	N/A	Y	N			25
TRN395	CB	7/1/2014	unknown	95301	Property Manager IV *	N	SR22C	13	P	1.00	B	\$ 45,576	N/A	Y	N			26
TRN395	CB	12/31/2009	unknown	18950	Auditor IV	N	SR22C	13	P	1.00	B	\$ 45,576	\$ 67,488	Y	N			27
TRN301	CC	7/1/2010	unknown	2652	Electrician I	N	BC10A	1	P	1.00	B	\$ 46,236	\$ 34,404	Y	N			28
TRN301	CC	7/27/2009	unknown	2648	Electrician I	N	BC10A	1	P	1.00	B	\$ 46,236	\$ 46,236	Y	N			29
TRN395	CB	7/1/2014	unknown	95303	Planner VI *	N	SR26C	13	P	1.00	B	\$ 55,500	N/A	Y	N			30
TRN395	CB	7/1/2014	unknown	95304	Planner V *	N	SR24C	13	P	1.00	B	\$ 51,312	N/A	Y	N			31
TRN395	CB	7/1/2014	unknown	95305	Engineer VI *	N	SR26C	13	P	1.00	B	\$ 62,424	N/A	Y	N			32
TRN301	CC	8/1/2012	unknown	26759	Electrician Helper	N	BC05A	1	P	1.00	B	\$ 36,960	\$ 36,960	Y	N			33
TRN395	CB	7/7/2007	unknown	28530	Contracts Assistant I	N	SR13A	3	P	1.00	B	\$ 51,312	\$ 37,956	Y	N			34
					*Position to be established													

Department of Transportation-Harbors Division  
Personnel Separations from July 1, 2013 to November 30, 2014

Table 14

Prog ID	Sub-Org	Separation Date	Position Number	Position Title	Exempt (Y/N)	SR Level	BU Code	T/P	MOF	Budgeted FTE	Budgeted Salary	Actual FTE	Actual Salary
TRN 395	CB	7/15/2013	6656	Engineer V	N	SR26H	13	P	B	1.00	\$ 67,488	1.00	\$ 67,488
TRN 301	CC	7/16/2013	2668	Water Service Worker I	N	BC05A	1	P	B	1.00	\$ 36,960	1.00	\$ 36,960
TRN 331	CF	7/27/2013	47644	Marine Cargo Spcft I	N	SR17A	63	T	B	1.00	\$ 36,516	1.00	\$ 37,980
TRN 301	CC	8/2/2013	11608	Harbor District Manager III	N	EM07	35	T	B	1.00	\$ 79,104	1.00	\$ 79,104
TRN 301	CC	8/16/2013	22871	General Laborer II	N	BC03A	61	T	B	1.00	\$ 34,164	1.00	\$ 34,164
TRN 301	CC	8/18/2013	21463	Janitor II	N	BC02A	1	P	B	1.00	\$ 33,228	1.00	\$ 33,228
TRN 301	CC	8/21/2013	16894	Office Assistant III	N	SR08A	63	T	B	1.00	\$ 25,668	1.00	\$ 25,668
TRN 361	CG	8/25/2013	17434	General Laborer II	N	BC05A	1	P	B	1.00	\$ 34,164	1.00	\$ 34,164
TRN 301	CC	9/1/2013	3450	Equipment Operator III	N	BC09A	1	P	B	1.00	\$ 44,544	1.00	\$ 44,544
TRN 301	CC	9/7/2013	16009	Marine Cargo Specialist I	N	SR17A	63	T	B	1.00	\$ 36,516	1.00	\$ 36,516
TRN 301	CC	9/7/2013	1044	Commerical Harbor Master	N	EM05	35	T	B	1.00	\$ 71,760	1.00	\$ 71,760
TRN 331	CF	9/27/2013	120949	Account Clerk II	N	SR08A	63	T	B	1.00	\$ 26,700	1.00	\$ 25,668
TRN 313	CD	9/28/2013	47825	Marine Cargo Spcft I	N	SR17A	63	T	B	1.00	\$ 36,516	1.00	\$ 37,980
TRN 301	CC	9/30/2013	21590	General Laborer II	N	BC03A	1	P	B	1.00	\$ 34,164	1.00	\$ 34,164
TRN 301	CC	9/30/2013	18169	Marine Cargo Specialist	N	SR17A	3	P	B	1.00	\$ 37,968	1.00	\$ 37,968
TRN 395	CB	9/30/2013	21196	Drafting Tech VI	N	SR17A	3	P	B	1.00	\$ 41,040	1.00	\$ 41,040
TRN 331	CF	10/14/2013	42738	General Laborer II	N	BC05A	1	P	B	1.00	\$ 34,164	1.00	\$ 37,704
TRN 395	CB	10/15/2013	22130	Engineer V	N	SR26C	13	P	B	1.00	\$ 60,024	1.00	\$ 60,024
TRN 395	CB	10/25/2013	9679	General Const Inspector III	N	SR19A	3	P	B	1.00	\$ 41,040	1.00	\$ 41,040
TRN 331	CF	10/26/2013	47644	Marine Cargo Spcft I	N	SR17A	63	T	B	1.00	\$ 36,516	1.00	\$ 37,980
TRN 301	CC	11/2/2013	1043	Construction & Maintenance Supt VI	N	SR26C	84	T	B	1.00	\$ 51,936	1.00	\$ 51,936
TRN 301	CC	11/23/2013	21463	Janitor II	N	BC02A	61	T	B	1.00	\$ 33,228	1.00	\$ 33,888
TRN 395	CC	11/23/2013	120909	Program Specialist V	Y	SR24C	73	T	B	1.00	\$ 55,236	1.00	\$ 53,364
TRN 301	CC	12/1/2013	2668	Water Service Worker I	N	BC05A	1	P	B	1.00	\$ 36,960	1.00	\$ 36,960
TRN 331	CF	12/12/2013	120949	Account Clerk II	N	SR08A	63	T	B	1.00	\$ 26,700	1.00	\$ 25,668
TRN 361	CG	12/28/2013	1067	Building Maintenance Supv I	N	F109A	82	T	B	1.00	\$ 48,552	1.00	\$ 50,496
TRN 301	CC	12/31/2013	16009	Marine Cargo Specialist I	N	SR17A	3	P	B	1.00	\$ 36,516	1.00	\$ 44,412
TRN 311	CD	12/31/2013	1064	Building Maintenance Wrkr I	N	BC09A	1	P	B	1.00	\$ 44,544	1.00	\$ 45,432
TRN 361	CG	12/31/2013	47318	Marine Cargo Specialist I	N	SR17A	3	P	B	1.00	\$ 49,932	1.00	\$ 49,932
TRN 395	CC	1/2/2014	117367	Environmental Health Spcft IV	Y	SR22C	13	P	B	1.00	\$ 45,576	1.00	\$ 47,400
TRN 301	CC	1/13/2014	22228	Street Sweeper Operator	N	BC09A	1	P	B	1.00	\$ 44,544	1.00	\$ 45,432
TRN 395	CC	1/16/2014	22127	Engineer IV	Y	SR24C	13	P	B	1.00	\$ 51,312	1.00	\$ 51,312
TRN 301	CC	1/25/2014	18169	Marine Cargo Specialist I	N	SR17A	63	T	B	1.00	\$ 37,968	1.00	\$ 37,968
TRN 331	CF	1/26/2014	47644	Marine Cargo Specialist I	N	SR17A	63	T	B	1.00	\$ 36,516	1.00	\$ 37,980
TRN 301	CC	2/25/2014	21463	Janitor II	N	BC02A	61	T	B	1.00	\$ 33,228	1.00	\$ 33,228
TRN 313	CD	3/29/2014	47825	Marine Cargo Spcft I	N	SR17A	63	T	B	1.00	\$ 36,516	1.00	\$ 37,980
TRN 301	CC	4/1/2014	1111	Maintenance & Repair Supv I	N	F209A	2	P	B	1.00	\$ 52,800	1.00	\$ 54,912
TRN 361	CG	4/9/2014	47318	Marine Cargo Specialist I	N	SR17A	63	T	B	1.00	\$ 49,932	1.00	\$ 49,932

Department of Transportation-Harbors Division  
Personnel Separations from July 1, 2013 to November 30, 2014

Table 14

Prog ID	Sub-Org	Separation Date	Position Number	Position Title	Exempt (Y/N)	SR Level	BU Code	T/P	MOF	Budgeted FTE	Budgeted Salary	Actual FTE	Actual Salary
TRN 331	CF	4/15/2014	42738	General Laborer II	N	BC03A	61	T	B	1.00	\$ 34,164	1.00	\$ 34,164
TRN 301	CC	4/18/2014	21590	General Laborer II	N	BC03A	61	T	B	1.00	\$ 34,164	1.00	\$ 34,164
TRN 301	CC	4/25/2014	18169	Marine Cargo Specialist	N	SR17A	63	T	B	1.00	\$ 37,968	1.00	\$ 37,968
TRN 331	CF	4/26/2014	47644	Marine Cargo Spclt I	N	SR17A	63	T	B	1.00	\$ 36,516	1.00	\$ 37,980
TRN 301	CC	5/3/2014	45421	Marine Cargo Spclt II	Y	SR19A	84	T	B	1.00	\$ 54,012	1.00	\$ 39,480
TRN 311	CD	5/20/2014	3508	Bldg Maint Supv I	N	F109A	2	P	B	1.00	\$ 49,536	1.00	\$ 51,516
TRN 301	CC	6/1/2014	1108	General Laborer II	N	BC03A	1	P	B	1.00	\$ 34,164	1.00	\$ 35,544
TRN 301	CC	6/1/2014	18169	Marine Cargo Specialist	N	SR17A	63	T	B	1.00	\$ 37,968	1.00	\$ 37,968
TRN 301	CC	6/14/2014	11608	Harbor District Manager III	N	EM07	35	P	B	1.00	\$ 79,104	1.00	\$ 92,136
TRN 311	CD	6/19/2014	6673	Bldg Maint Wkr I	Y	BC09A	1	P	B	1.00	\$ 34,164	1.00	\$ 46,344
TRN 313	CD	7/4/2014	47825	Marine Cargo Spclt I	N	SR17A	63	T	B	1.00	\$ 36,516	1.00	\$ 37,980
TRN 361	CG	7/8/2014	47318	Marine Cargo Specialist I	N	SR17A	63	T	B	1.00	\$ 49,932	1.00	\$ 49,932
TRN 395	CB	7/9/2014	102495	Student Helper I	Y	SRNA	00	T	B	1.00	\$ 15,080	1.00	\$ 15,080
TRN 301	CC	7/12/2014	1106	General Laborer II	N	BC03A	63	T	B	1.00	\$ 34,164	1.00	\$ 34,164
TRN 301	CC	7/15/2014	16902	General Laborer II	N	BC03A	1	P	B	1.00	\$ 34,164	1.00	\$ 35,544
TRN 301	CC	7/15/2014	1101	Heavy Truck Driver	N	BC07A	1	P	B	1.00	\$ 39,972	1.00	\$ 41,592
TRN 331	CF	7/19/2014	42738	General Laborer II	N	BC03A	61	T	B	1.00	\$ 34,164	1.00	\$ 34,164
TRN 301	CC	7/22/2014	21590	General Laborer II	N	BC03A	61	T	B	1.00	\$ 34,164	1.00	\$ 34,164
TRN 331	CF	7/26/2014	47644	Marine Cargo Spclt I	N	SR17A	63	T	B	1.00	\$ 36,516	1.00	\$ 37,980
TRN 301	CC	7/31/2014	2632	Heavy Truck Driver	N	BC07A	1	P	B	1.00	\$ 39,972	1.00	\$ 41,592
TRN 301	CC	8/2/2014	18169	Marine Cargo Specialist	N	SR17A	63	T	B	1.00	\$ 37,968	1.00	\$ 37,968
TRN 395	CB	8/8/2014	103655	Student Helper I	Y	SRNA	0	T	B	1.00	\$ 15,080	1.00	\$ 15,080
TRN 395	CB	8/26/2014	110511	Research Statistician IV	N	SR22C	13	P	B	1.00	\$ 45,576	1.00	\$ 47,400
TRN 301	CC	9/13/2014	1108	General Laborer II	N	BC03A	1	P	B	1.00	\$ 34,164	1.00	\$ 35,544
TRN 301	CC	10/1/2014	21468	Janitor II	N	BC02A	1	P	B	1.00	\$ 33,228	1.00	\$ 35,256
TRN 395	CB	10/3/2014	26726	Accountant V	Y	SR24D	13	P	B	1.00	\$ 51,312	1.00	\$ 55,488
TRN 313	CD	10/4/2014	47825	Marine Cargo Spclt I	N	SR17A	63	T	B	1.00	\$ 36,516	1.00	\$ 37,980
TRN 361	CG	10/4/2014	47318	Marine Cargo Specialist I	N	SR17A	63	T	B	1.00	\$ 49,932	1.00	\$ 49,932
TRN 331	CF	10/24/2014	47644	Marine Cargo Spclt I	N	SR17A	63	T	B	1.00	\$ 36,516	1.00	\$ 37,980
TRN 301	CC	10/25/2014	1106	General Laborer II	N	BC03A	63	T	B	1.00	\$ 34,164	1.00	\$ 34,164
TRN 301	CC	11/2/2014	16009	Marine Cargo Specialist I	N	SR17A	63	T	B	1.00	\$ 36,516	1.00	\$ 36,516
TRN 301	CC	11/8/2014	16900	Janitor II	N	BC02A	1	P	B	1.00	\$ 33,228	1.00	\$ 35,256

Department of Transportation-Harbors Division  
Positions Filled from July 1, 2013 to November 30, 2014

Table 15

<u>Prog ID</u>	<u>Sub-Org</u>	<u>Effective Date</u> <u>Position Filled</u>	<u>Position</u> <u>Number</u>	<u>Position Title</u>	<u>Exempt</u> <u>(Y/N)</u>	<u>SR Level</u>	<u>BU Code</u>	<u>T/P</u>	<u>MOF</u>	<u>Budgeted</u> <u>FTE</u>	<u>Budgeted</u> <u>Salary</u>	<u>Actual</u> <u>FTE</u>	<u>Actual</u> <u>Salary</u>	<u>Occupied</u> <u>by 89 Day</u> <u>Hire (Y/N)</u>
TRN 301	CC	7/1/2013	00001061	Office Assistant III	N	SR08A	03	P	B	1.00	\$ 27,756	1.00	\$ 26,700	N
TRN 331	CF	7/1/2013	00120949	Account Clerk II	N	SR08A	63	T	B	1.00	\$ 26,700	1.00	\$ 25,667	Y
TRN 301	CC	7/2/2013	00011608	Harbor District Mgr III	N	EM07	35	T	B	1.00	\$ 79,104	1.00	\$ 79,102	Y
TRN 313	CD	7/3/2013	00047825	Marine Cargo Specialist	N	SR17A	63	T	B	1.00	\$ 36,516	1.00	\$ 36,525	Y
TRN 395	CB	7/16/2013	00001040	Engineer VI	Y	SR28I	23	P	B	1.00	\$ 62,424	1.00	\$ 82,140	N
TRN 301	CC	7/16/2013	00021470	Water Service Worker I	N	BC05A	01	P	B	1.00	\$ 36,960	1.00	\$ 39,228	N
TRN 301	CC	7/16/2013	00002668	Water Service Worker I	N	BC05A	01	P	B	1.00	\$ 36,960	1.00	\$ 39,228	N
TRN 301	CC	7/17/2013	00016009	Marine Cargo Specialist	N	SR17A	63	T	B	1.00	\$ 36,516	1.00	\$ 36,525	Y
TRN 301	CC	7/20/2013	00013156	Harbor Traffic Ctrlr I	N	SR13B	03	P	B	1.00	\$ 31,212	1.00	\$ 33,720	N
TRN 331	CF	7/30/2013	00047644	Marine Cargo Specialist	N	SR17A	63	T	B	1.00	\$ 36,516	1.00	\$ 36,525	Y
TRN 311	CD	8/1/2013	00011610	Building Maintenance Helper	N	BC05A	01	P	B	1.00	\$ 36,960	1.00	\$ 39,228	N
TRN 395	CB	8/1/2013	00042965	Pre Audit Clerk I	N	SR11A	03	P	B	1.00	\$ 28,836	1.00	\$ 29,988	N
TRN 301	CC	8/1/2013	00001043	Construct & Mtnce Supt VI	N	SR26A	84	T	B	1.00	\$ 51,936	1.00	\$ 51,936	Y
TRN 301	CC	8/5/2013	00001073	Harbor Traffic Ctrlr I	N	SR13B	03	P	B	1.00	\$ 31,212	1.00	\$ 39,492	N
TRN 301	CC	8/19/2013	00022871	General Laborer II	N	BC03A	01	P	B	1.00	\$ 34,164	1.00	\$ 36,252	N
TRN 361	CG	8/26/2013	00028060	Building Maintenance Helper	N	BC05A	01	P	B	1.00	\$ 36,960	1.00	\$ 39,228	N
TRN 301	CC	8/28/2013	00021463	Janitor II	N	BC02A	61	T	B	1.00	\$ 33,228	1.00	\$ 35,256	Y
TRN 301	CC	9/3/2013	00006631	Groundskeeper II	N	WS02A	01	P	B	1.00	\$ 35,544	1.00	\$ 37,716	N
TRN 301	CC	9/9/2013	00011608	Harbor District Mgr III	N	EM07	35	P	B	1.00	\$ 79,104	1.00	\$ 79,102	N
TRN 301	CC	9/9/2013	00016894	Office Assistant III	N	SR05A	03	P	B	1.00	\$ 25,668	1.00	\$ 17,160	N
TRN 395	CB	9/25/2013	00120909	Program Specialist V	Y	SR24C	73	T	B	1.00	\$ 55,236	1.00	\$ 51,312	Y
TRN 331	CF	9/30/2013	00120949	Account Clerk II	N	SR08A	63	T	B	1.00	\$ 26,700	1.00	\$ 25,667	Y
TRN 301	CC	10/1/2013	00001044	Commercial Harbors Manager	N	EM05	35	P	B	1.00	\$ 71,760	1.00	\$ 90,984	N
TRN 361	CG	10/1/2013	00001067	Building Maintenance Supvr I	N	F109A	82	T	B	1.00	\$ 48,552	1.00	\$ 50,496	Y
TRN 301	CC	10/1/2013	00022585	Harbor Operations Supv	N	SR24C	23	P	B	1.00	\$ 51,312	1.00	\$ 53,364	N
TRN 331	CF	10/14/2013	00042738	General Laborer II	N	BC03A	61	T	B	1.00	\$ 34,164	1.00	\$ 34,848	N
TRN 395	CB	10/16/2013	00007863	Engineer VI	Y	SR28G	23	P	B	1.00	\$ 62,424	1.00	\$ 75,960	N
TRN 301	CC	10/21/2013	00021468	Janitor II	N	BC02A	61	T	B	1.00	\$ 33,228	1.00	\$ 33,228	Y
TRN 301	CC	10/28/2013	00018169	Marine Cargo Specialist	N	SR17A	63	T	B	1.00	\$ 36,516	1.00	\$ 37,980	Y
TRN 331	CF	10/29/2013	00047644	Marine Cargo Specialist	N	SR17A	63	T	B	1.00	\$ 36,516	1.00	\$ 36,524	Y
TRN 395	CB	11/1/2013	00022127	Engineer IV	N	SR24C	13	P	B	1.00	\$ 55,236	1.00	\$ 55,236	N
TRN 395	CB	11/19/2013	00011776	Account Clerk V	N	SR15D	03	P	B	1.00	\$ 33,756	1.00	\$ 39,492	N
TRN 395	CB	11/25/2013	00026407	Account Clerk II	N	SR08A	03	P		1.00	\$ 25,668	1.00	\$ 26,700	N
TRN 301	CC	11/29/2013	00021463	Janitor II	N	BC02A	61	T	B	1.00	\$ 33,228	1.00	\$ 35,256	Y
TRN 395	CB	12/16/2013	00009672	Engineer V	N	SR26F	13	P	B	1.00	\$ 64,920	1.00	\$ 64,920	N
TRN 313	CD	12/31/2013	00047825	Marine Cargo Specialist	N	SR17A	63	T	B	1.00	\$ 36,516	1.00	\$ 36,524	Y
TRN 361	CG	1/2/2014	00017434	General Laborer II	N	BC03A	01	P	B	1.00	\$ 34,164	1.00	\$ 36,252	N
TRN 395	CB	1/3/2014	00006656	Engineer V	N	SR26I	13	P	B	1.00	\$ 67,488	1.00	\$ 73,032	N



Department of Transportation-Harbors Division  
Positions Filled from July 1, 2013 to November 30, 2014

Table 15

<u>Prog ID</u>	<u>Sub-Org</u>	<u>Effective Date</u> <u>Position Filled</u>	<u>Position</u> <u>Number</u>	<u>Position Title</u>	<u>Exempt</u> <u>(Y/N)</u>	<u>SR Level</u>	<u>BU Code</u>	<u>T/P</u>	<u>MOF</u>	<u>Budgeted</u> <u>FTE</u>	<u>Budgeted</u> <u>Salary</u>	<u>Actual</u> <u>FTE</u>	<u>Actual</u> <u>Salary</u>	<u>Occupied</u> <u>by 89 Day</u> <u>Hire (Y/N)</u>
TRN 361	CG	1/10/2014	00047318	Marine Cargo Specialist	N	SR17A	63	T	B	1.00	\$ 36,516	1.00	\$ 36,525	Y
TRN 301	CC	1/13/2014	00003450	Equipment Operator	N	BC09A	01	P	B	1.00	\$ 44,544	1.00	\$ 44,544	N
TRN 331	CF	1/16/2014	00042738	General Laborer II	N	BC03A	61	T	B	1.00	\$ 34,164	1.00	\$ 34,848	N
TRN 301	CC	1/22/2014	00021590	General Laborer II	N	BC03A	61	T	B	1.00	\$ 34,164	1.00	\$ 34,848	N
TRN 301	CC	1/26/2014	00018169	Marine Cargo Specialist	N	SR17A	63	T	B	1.00	\$ 36,516	1.00	\$ 37,980	Y
TRN 331	CF	1/28/2014	00047644	Marine Cargo Specialist	N	SR17A	63	T	B	1.00	\$ 36,516	1.00	\$ 36,525	Y
TRN 301	CC	2/3/2014	00045421	Marine Cargo Specialist II	N	SR19A	63	T	B	1.00	\$ 54,012	1.00	\$ 39,478	Y
TRN 395	CB	2/11/2014	00022122	Engineer IV	N	SR24C	13	P	B	1.00	\$ 51,312	1.00	\$ 53,364	N
TRN 361	CG	3/3/2014	00001067	Building Maintenance Supvr I	N	F109A	02	P	B	1.00	\$ 48,552	1.00	\$ 51,504	N
TRN 331	CF	3/5/2014	00117764	General Laborer II	N	BC03A	01	P	B	1.00	\$ 34,164	1.00	\$ 36,252	N
TRN 301	CC	3/10/2014	00021463	Janitor II	N	BC02A	01	P	B	1.00	\$ 33,228	1.00	\$ 35,256	N
TRN 331	CF	3/17/2014	00003500	Business Services Supvr I	N	SR16A	03	P	B	1.00	\$ 44,412	1.00	\$ 36,468	N
TRN 395	CB	3/17/2014	00022128	Engineer III	N	SR22C	13	P	B	1.00	\$ 51,312	1.00	\$ 47,400	N
TRN 301	CC	4/1/2014	00001107	Maintenance & Repair Supv II	N	F209L2	02	P	B	1.00	\$ 52,800	1.00	\$ 57,132	N
TRN 313	CD	4/7/2014	00047825	Marine Cargo Specialist	N	SR17A	63	T	B	1.00	\$ 36,516	1.00	\$ 36,524	Y
TRN 361	CG	4/10/2014	00047318	Marine Cargo Specialist	N	SR17A	63	T	B	1.00	\$ 36,516	1.00	\$ 36,524	Y
TRN 301	CC	4/14/2014	00001106	General Laborer II	N	BC03A	61	T	B	1.00	\$ 34,164	1.00	\$ 34,840	Y
TRN 331	CF	4/23/2014	00042738	General Laborer II	N	BC03A	61	T	B	1.00	\$ 34,164	1.00	\$ 34,840	Y
TRN 301	CC	4/24/2014	00021590	General Laborer II	N	BC03A	61	T	B	1.00	\$ 34,164	1.00	\$ 34,840	Y
TRN 301	CC	4/26/2014	00018169	Marine Cargo Specialist	N	SR17A	63	T	B	1.00	\$ 36,516	1.00	\$ 37,980	Y
TRN 301	CC	4/26/2014	00018169	Marine Cargo Specialist	N	SR17A	03	P	B	1.00	\$ 36,516	1.00	\$ 37,980	Y
TRN 331	CF	4/29/2014	00047644	Marine Cargo Specialist	N	SR17A	63	T	B	1.00	\$ 36,516	1.00	\$ 36,525	Y
TRN 331	CF	4/30/2014	00117765	General Laborer II	N	BC03A	01	P	B	1.00	\$ 34,164	1.00	\$ 36,252	N
TRN 301	CC	5/5/2014	00045421	Marine Cargo Specialist II	N	SR19A	63	P	B	1.00	\$ 54,012	1.00	\$ 39,478	N
TRN 301	CC	5/12/2014	00002668	Water Service Worker I	N	BC05A	01	P	B	1.00	\$ 36,960	1.00	\$ 39,228	N
TRN 395	CB	6/2/2014	00001037	Personnel Mgmt Specialist V	N	SR24C	73	P	B	1.00	\$ 70,224	1.00	\$ 53,364	N
TRN 301	CC	6/2/2014	00021590	General Laborer II	N	BC03A	01	P	B	1.00	\$ 34,164	1.00	\$ 36,252	N
TRN 301	CC	6/4/2014	00018169	Marine Cargo Specialist	N	SR17A	63	T	B	1.00	\$ 36,516	1.00	\$ 37,980	N
TRN 301	CC	6/16/2014	00001108	General Laborer II	N	BC03A	61	T	B	1.00	\$ 34,164	1.00	\$ 34,840	Y
TRN 395	CB	6/16/2014	00102495	Student Helper I	Y	SRNA	00	P	B	1.00	\$ 15,080	1.00	\$ 15,080	Y
TRN 395	CB	6/17/2014	00103655	Student Helper I	Y	SRNA	00	P	B	1.00	\$ 15,080	1.00	\$ 15,080	Y
TRN 311	CD	6/20/2014	00001064	Bldg Maint Wkr I	N	BC09A	01	P	B	1.00	\$ 44,544	1.00	\$ 46,344	N
TRN 313	CD	7/8/2014	00047825	Marine Cargo Specialist	N	SR17A	63	T	B	1.00	\$ 36,516	1.00	\$ 36,525	Y
TRN 361	CG	7/9/2014	00047318	Marine Cargo Specialist	N	SR17A	63	P	B	1.00	\$ 49,932	1.00	\$ 37,980	N
TRN 301	CC	7/16/2014	00001111	Maintenance & Repair Supv I	N	F109A	02	P	B	1.00	\$ 49,536	1.00	\$ 51,504	N
TRN 395	CB	7/21/2014	00048777	Engineer V	N	SR26C	23	P	B	1.00	\$ 78,984	1.00	\$ 57,720	N
TRN 301	CC	7/21/2014	00022228	Street Sweeper Operator	N	BC09A	01	P	B	1.00	\$ 44,544	1.00	\$ 47,268	N
TRN 301	CC	7/28/2014	00001106	General Laborer II	N	BC03A	61	T	B	1.00	\$ 34,164	1.00	\$ 34,840	Y

Department of Transportation-Harbors Division  
Positions Filled from July 1, 2013 to November 30, 2014

Table 15

<u>Prog ID</u>	<u>Sub-Org</u>	<u>Effective Date</u> <u>Position Filled</u>	<u>Position</u> <u>Number</u>	<u>Position Title</u>	<u>Exempt</u> <u>(Y/N)</u>	<u>SR Level</u>	<u>BU Code</u>	<u>T/P</u>	<u>MOF</u>	<u>Budgeted</u> <u>FTE</u>	<u>Budgeted</u> <u>Salary</u>	<u>Actual</u> <u>FTE</u>	<u>Actual Salary</u>	<u>Occupied</u> <u>by 89 Day</u> <u>Hire (Y/N)</u>
TRN 331	CF	7/29/2014	00047644	Marine Cargo Specialist	N	SR17A	63	T	B	1.00	\$ 36,516	1.00	\$ 36,525	Y
TRN 395	CB	8/1/2014	00022130	Engineer V	N	SR26C	23	P	B	1.00	\$ 60,024	1.00	\$ 57,720	N
TRN 311	CD	8/1/2014	00003508	Building Maintenance Supvr I	N	F109L1	02	P	B	1.00	\$ 49,536	1.00	\$ 52,548	N
TRN 301	CC	8/5/2014	00016009	Marine Cargo Specialist	N	SR17A	63	T	B	1.00	\$ 36,516	1.00	\$ 36,525	Y
TRN 331	CF	8/27/2014	00016935	Account Clerk II	N	SR08A	03	P	B	1.00	\$ 26,700	1.00	\$ 26,700	N
TRN 395	CB	8/29/2014	00016913	Program Budget Analyst IV	N	SRNA	73	P	B	1.00	\$ 45,576	1.00	\$ 42,141	N
TRN 301	CC	9/16/2014	00001108	General Laborer II	N	BC03A	61	T	B	1.00	\$ 34,164	1.00	\$ 35,544	Y
TRN 301	CC	9/16/2014	00001043	Construct & Mtnc Supt VI	N	SR26G	04	P	B	1.00	\$ 51,936	1.00	\$ 68,412	Y
TRN 301	CC	10/1/2014	00018169	Marine Cargo Specialist	N	SR17A	03	P	B	1.00	\$ 36,516	1.00	\$ 37,980	N
TRN 361	CG	10/6/2014	00047318	Marine Cargo Specialist	N	SR17A	03	P	B	1.00	\$ 49,932	1.00	\$ 37,980	N
TRN 313	CD	10/7/2014	00047825	Marine Cargo Specialist	N	SR17A	63	T	B	1.00	\$ 36,516	1.00	\$ 36,525	Y
TRN 395	CB	10/16/2014	00120909	Program Specialist V	Y	SR26C	13	P	B	1.00	\$ 55,236	1.00	\$ 53,364	Y
TRN 331	CF	10/27/2014	00047644	Marine Cargo Specialist	N	SR17A	63	T	B	1.00	\$ 36,516	1.00	\$ 36,525	Y
TRN 301	CC	11/3/2014	00016009	Marine Cargo Specialist	N	SR17A	63	T	B	1.00	\$ 39,480	1.00	\$ 30,014	Y

Department of Transportation-Harbors Division  
 Unauthorized Positions as of November 30, 2014

Table 16

<u>Prog ID</u>	<u>Sub-Org</u>	<u>Date Established</u>	<u>Legal Authority</u>	<u>Position Number</u>	<u>Position Title</u>	<u>Exempt (Y/N)</u>	<u>SR Level</u>	<u>BU Code</u>	<u>T/P</u>	<u>MOF</u>	<u>FTE</u>	<u>Annual Salary</u>	<u>Filled (Y/N)</u>	<u>Occupied by 89 Day Hire (Y/N)</u>
					None									

Department of Transportation-Harbors Division  
Overtime Expenditure Summary

Table 17

Prog ID	Sub-Org	Program Title	MOF	FY14 (actual)			FY15 (estimated)			FY16 (budgeted)			FY17 (budgeted)		
				Base Salary \$\$\$\$	Overtime \$\$\$\$	Overtime Percent	Base Salary \$\$\$\$	Overtime \$\$\$\$	Overtime Percent	Base Salary \$\$\$\$	Overtime \$\$\$\$	Overtime Percent	Base Salary \$\$\$\$	Overtime \$\$\$\$	Overtime Percent
TRN 301	CC	Honolulu Harbor	B	\$ 4,881,396	\$ 145,943	3.0%	\$ 4,881,396	\$ 110,500	2.3%	\$ 5,413,488	\$ 110,500	2.0%	\$ 5,550,360	\$ 110,500	2.0%
TRN 303	CC	Kalaeloa Barbers Point Harbor	B	\$ 111,012	\$ 402	0.4%	\$ 111,012	\$ 29,500	26.6%	\$ 123,132	\$ 29,500	24.0%	\$ 126,228	\$ 29,500	23.4%
TRN 311	CD	Hilo Harbor	B	\$ 573,612	\$ 10,505	1.8%	\$ 573,612	\$ 61,000	10.6%	\$ 640,476	\$ 61,000	9.5%	\$ 658,380	\$ 61,000	9.3%
TRN 313	CD	Kawaihae Harbor	B	\$ 67,728	\$ 196	0.3%	\$ 67,728	\$ 17,000	25.1%	\$ 71,700	\$ 17,000	23.7%	\$ 71,700	\$ 17,000	23.7%
TRN 331	CF	Kahului Harbor	B	\$ 748,260	\$ 13,218	1.8%	\$ 748,260	\$ 65,000	8.7%	\$ 818,280	\$ 65,000	7.9%	\$ 845,196	\$ 65,000	7.7%
TRN 333	CF	Hana Harbor	B	\$ -	\$ -	0.0%	\$ -	\$ -	0.0%	\$ -	\$ -	0.0%	\$ -	\$ -	0.0%
TRN 341	CF	Kaunakakai Harbor	B	\$ 49,932	\$ -	0.0%	\$ 49,932	\$ 7,000	14.0%	\$ 54,012	\$ 7,000	13.0%	\$ 54,012	\$ 7,000	13.0%
TRN 351	CF	Kaunapau Harbor	B	\$ -	\$ -	0.0%	\$ -	\$ -	0.0%	\$ -	\$ -	0.0%	\$ -	\$ -	0.0%
TRN 361	CG	Nawiliwili Harbor	B	\$ 669,672	\$ 11,993	1.8%	\$ 669,672	\$ 56,330	8.4%	\$ 727,356	\$ 56,330	7.7%	\$ 748,380	\$ 56,330	7.5%
TRN 363	CG	Port Allen Harbor	B	\$ 41,040	\$ -	0.0%	\$ 41,040	\$ 6,000	14.6%	\$ 35,112	\$ 6,000	17.1%	\$ 35,112	\$ 6,000	17.1%
TRN 395	CB	Harbors Administration	B	\$ 3,827,736	\$ 85,967	2.2%	\$ 4,129,188	\$ 134,230	3.3%	\$ 4,537,524	\$ 134,230	3.0%	\$ 4,690,152	\$ 134,230	2.9%

Department of Transportation-Harbors Division

Table 18

Overtime Position List

(Only for Positions the Sum of Overtime Paid and Value of Compensatory Time for which was at Least 10% of Base Pay)

Prog ID	Position No.	Bargaining Unit	Included in CB (Y/N)	Exempt (Y/N)	Temp or Perm (T/P)	MOF	Position Title	Salary Range Level	Base Annual Pay	Hours Exceeding Standard	FY 14						
											OT		Comp Time			Total OT/Comp	
											\$ Amount Paid	% of Base	Hours Earned	\$ Value of Hours Earned	% \$ Value of Base Salary	\$ Amount OT Paid + \$ Value Comp Hours Earned	% of Base
TRN301	00026020	03	Y	N	P	B	Harbor Enforcement Officer II	SR18	39,480	234.60	4,453	11.3%	-	-	0.0%	4,453	11.3%
TRN301	00026012	03	Y	N	P	B	Harbor Enforcement Officer II	SR18	54,012	317.47	8,244	15.3%	-	-	0.0%	8,244	15.3%
TRN301	00001070	03	Y	N	P	B	Harbor Traffic Controller I	SR13	37,968	474.08	8,654	22.8%	-	-	0.0%	8,654	22.8%
TRN301	00001107	02	Y	N	P	B	Maintenance & Repair Supervisor II	F209-L2	54,912	208.28	5,499	10.0%	-	-	0.0%	5,499	10.0%
TRN301	00013156	03	Y	N	P	B	Harbor Traffic Controller I	SR13	32,424	264.03	4,116	12.7%	-	-	0.0%	4,116	12.7%
TRN301	00119474	13	Y	N	P	B	General Professional IV	SR22	47,400	371.38	8,463	17.9%	-	-	0.0%	8,463	17.9%
TRN301	00001074	03	Y	N	P	B	Harbor Traffic Controller I	SR13	36,516	296.24	5,201	14.2%	-	-	0.0%	5,201	14.2%
TRN301	00025896	03	Y	N	P	B	Harbor Enforcement Officer II	SR18	39,480	1.25	24	0.1%	285.65	5,422	13.7%	5,446	13.8%
TRN301	00001072	03	Y	N	P	B	Harbor Traffic Controller II	SR15	42,684	357.09	7,328	17.2%	-	-	0.0%	7,328	17.2%
TRN301	00001075	03	Y	N	P	B	Harbor Traffic Controller I	SR13	37,968	224.83	4,104	10.8%	20.00	365	1.0%	4,469	11.8%
TRN301	00118402	13	Y	Y	T	B	General Professional III	SR20	43,812	279.59	5,889	13.4%	-	-	0.0%	5,889	13.4%
TRN361	00022584	35	N	Y	P	B	Harbors District Mgr I	EM03	96,120	228.63	10,565	11.0%	-	-	0.0%	10,565	11.0%
TRN395	00010176	13	Y	N	P	B	Fiscal Officer I	SR26	78,996	765.31	29,066	36.8%	-	-	0.0%	29,066	36.8%
TRN395	00010416	03	Y	N	P	B	Account Clerk V	SR15	41,040	370.47	7,310	17.8%	-	-	0.0%	7,310	17.8%
TRN395	00006251	35	N	Y	P	B	Engineering Program Mgr	EM07	101,628	495.13	24,192	23.8%	-	-	0.0%	24,192	23.8%
TRN395	00022430	13	Y	N	P	B	Accountant III	SR20	47,400	293.63	6,691	14.1%	-	-	0.0%	6,691	14.1%
TRN395	00010175	35	N	Y	P	B	Administrative Services Officer II	EM07	114,324	276.13	15,177	13.3%	224.63	12,346	10.8%	27,523	24.1%
TRN395	00118598	13	Y	N	P	B	Accountant IV	SR22	47,400	292.21	6,659	14.0%	-	-	0.0%	6,659	14.0%
						B											
						B											
							GRAND TOTAL		993,564	5,750.35	161,634	16.3%	530.28	18,133	1.8%	179,767	18.1%
							Totals by MOF	A	-	-	-	#DIV/0!	-	-	#DIV/0!	-	#DIV/0!
								B	993,564	4,724.20	161,634	16.3%	530.28	18,133	1.8%	179,767	18.1%
								C	-	-	-	#DIV/0!	-	-	#DIV/0!	-	#DIV/0!
								N	-	-	-	#DIV/0!	-	-	#DIV/0!	-	#DIV/0!
								P	-	-	-	#DIV/0!	-	-	#DIV/0!	-	#DIV/0!
								R	-	-	-	#DIV/0!	-	-	#DIV/0!	-	#DIV/0!
								T	-	-	-	#DIV/0!	-	-	#DIV/0!	-	#DIV/0!
								U	-	-	-	#DIV/0!	-	-	#DIV/0!	-	#DIV/0!
								W	-	-	-	#DIV/0!	-	-	#DIV/0!	-	#DIV/0!
								X	-	-	-	#DIV/0!	-	-	#DIV/0!	-	#DIV/0!

Department of Transportation-Harbors Division  
Overpayments as of November 30, 2014

Table 19

<u>Name of Employee</u>	<u>Date of Over-payment</u>	<u>Gross Amount Overpaid</u>	<u>Amount Recovered</u>	<u>Balance</u>	<u>Category</u>				<u>Reason for Overpayment</u>	<u>Referred to Attorney General</u>
					<u>Employed Occurred &gt;</u>	<u>Employed Occurred &lt;</u>	<u>Not Employed Occurred &gt;</u>	<u>Not Employed Occurred &lt;</u>		
					<u>2 Years</u>	<u>2 Years</u>	<u>2 Years</u>	<u>2 Years</u>		
	7/3/14, 8/19/14 & 9/20/14	\$ 428.76	\$ 400.00	\$ 28.76		28.76			Overpayment occurred because of erroneous postings of absences on June 2, 2014 and June 3, 2014, subsequent absences were not determined to be LWOP until they were discovered during the process of reviewing vacation and sick leave balances for FYE 6/30/14. The employee was informed of the Salary Overpayment on September 17, 2014 and that a minimum of \$100.00 had to be deducted from her next paycheck. The employee was provided with documents pertaining to the overpayment during the period of September 23, 2014 and October 1, 2014; a letter formally notifying her in writing of the overpayment amount was given to her on October 2, 2014; \$400.00 have been recovered from her 10/3/2014 through 11/20/2014 paychecks.	No

Department of Transportation-Harbors Division  
Overpayments as of November 30, 2014

Table 19

<u>Name of Employee</u>	<u>Date of Over-payment</u>	<u>Gross Amount Overpaid</u>	<u>Amount Recovered</u>	<u>Balance</u>	<u>Employed Occurred &gt; 2 Years</u>	<u>Employed Occurred &lt; 2 Years</u>	<u>Not Employed Occurred &gt; 2 Years</u>	<u>Not Employed Occurred &lt; 2 Years</u>	<u>Reason for Overpayment</u>	<u>Referred to Attorney General</u>
[REDACTED]	1/17/14	\$ 299.64	\$ 100.00	\$ 199.64		199.64			Employee informed in writing on 10/27/2014. Employee agreed to repay the amount via \$100.00 deductions from his pay commencing with the 11/20/14 paycheck. Overpayment is the result of a posting error on the Fringe PCS, a meal claim was input using an incorrect rate. Repayment of \$100.00 obtained from the 11/20/2014 paycheck.	No
[REDACTED]	[REDACTED]/17/14	\$ 122.18	\$ 122.18	\$ -		0			Employee informed in writing on 10/20/2014. Employee agreed to repay the amount via \$122.18 deduction from her 11/20/14 paycheck. Overpayment due to an error in the posting of an overtime claim for which no Type Pay Code was entered. The payroll system did not clear the computed pay amount, thus the overpayment of \$122.18. Harbors staff is more alert to this type of issue and through their best efforts have prevented this situation from occurring. Full recovery of the overpayment obtained from the 11/20/2014 paycheck.	No

Department of Transportation-Harbors Division  
Active Contracts as of December 1, 2014

Table 20

Prog ID	MOF	Frequency		Max Value	Outstanding Balance	Term of Contract			Organization	Category E/L/P/C/ G/S	Description	Explanation of How Contract is Monitored	POS Y/N
		Amount	(M/A/O)			Date Executed	From	To					
TRN395	B	as billed	O	\$ 25,000.00	\$ 17,760.00	11/6/1987			LIEB, RICHARD	S	LEGAL SERVICES; GOVERNOR'S & AG'S APP	ONGOING	Y
TRN395	B	as billed	O	\$ 500,000.00	\$ 51,186.00	10/25/1991			HAITSUKA BROTHERS, LIMITED	S	LANDSLIDE IMPROVEMENTS AT KAWAIHA	ONGOING	Y
TRN395	T	as billed	O	\$ 275,100.00	\$ 2,000.00	10/25/1991			HAITSUKA BROTHERS, LIMITED	S	LANDSLIDE IMPROVEMENTS AT KAWAIHA	ONGOING	Y
TRN303	B	as billed	O	\$ 30,000.00	\$ 30,000.00	7/28/1992			STATE CONSTRUCTION CORPORATION	S	MODIFICATIONS TO BARBER'S POINT HAR	ONGOING	Y
TRN395	B	as billed	O	\$ 49,020.00	\$ 17,052.00	9/22/1992			IMATA & ASSOCIATES, INC.	S	KAUMALAPAU HARBOR SURVEY. HC#3228	ONGOING	Y
TRN801	D	as billed	O	\$ 11,000.00	\$ 3,909.00	10/16/1992			GMP ASSOCIATES, INC.	S	LAHAINA BOAT HARBOR IMPROVEMENTS,	ONGOING	Y
TRN395	B	as billed	O	\$ 100,000.00	\$ 7,238.00	9/28/1993			MK ENGINEERS, LTD.	S	MAINTENANCE PROJECTS REQUIRING ELE	ONGOING	Y
TRN311	B	as billed	O	\$ 21,000.00	\$ 1,567.00	4/26/1994			SEGAWA, WESLEY R AND	S	HILO HARBOR IMPROVEMENTS, YARD EXP	ONGOING	Y
TRN395	B	as billed	O	\$ 120,000.00	\$ 2,708.00	2/13/1996			SHIMABUKURO, ENDO & YOSHIZAKI	S	MAINTENANCE PROJECTS REQUIRING CIVI	ONGOING	Y
TRN395	B	as billed	O	\$ 50,000.00	\$ 23,782.00	2/27/1996			CHONG, CEDRIC D.O. &	S	MAINTENANCE PROJECTS REQUIRING MEC	ONGOING	Y
TRN395	B	as billed	O	\$ 80,000.00	\$ 4.00	2/27/1996			ECS, INC.	S	MAINTENANCE PROJECTS REQUIRING ELE	ONGOING	Y
TRN301	B	as billed	O	\$ 43,200.00	\$ 515.00	8/29/1996			MARINE SURVEYORS & CONSULTANTS	S	FURNISHING CUSTODIAL SERVICES FOR IM	ONGOING	Y
TRN301	B	as billed	O	\$ 43,200.00	\$ 38,755.00	8/29/1996			MARINE SURVEYORS & CONSULTANTS	S	FURNISHING CUSTODIAL SERVICES FOR IM	ONGOING	Y
TRN395	B	as billed	O	\$ 50,000.00	\$ 11,894.00	2/19/1997			DALY, LEO A. COMPANY	S	CONSULTING ENGINEER'S REPORT ON THE	ONGOING	Y
TRN301	B	as billed	O	\$ 15,000.00	\$ 6,480.00	6/12/1997			HAWAII INTERNATIONAL	S	PROVIDE VAPOR EXTRACTION SYSTEMS SE	ONGOING	Y
TRN361	B	as billed	O	\$ 190,289.00	\$ 53,915.00	8/20/1997			ESAKI SURVEYING AND MAPPING,	S	REALIGNMENT OF WAAPA ROAD, NAWILIV	ONGOING	Y
TRN395	B	as billed	O	\$ 313,337.00	\$ 195.00	3/31/1998			SHIGEMURA, LAU, SAKANASHI,	S	DOMESTIC COMMERCIAL FISHING VILLAGE	ONGOING	Y
TRN395	B	as billed	O	\$ 48,000.00	\$ 559.00	3/31/1998			SHIGEMURA, LAU, SAKANASHI,	S	DOMESTIC COMMERCIAL FISHING VILLAGE	ONGOING	Y
TRN301	B	as billed	O	\$ 280,000.00	\$ 266.00	6/24/1999			SEGAWA, WESLEY R AND	S	DOMESTIC COMMERCIAL FISHING VILLAGE	ONGOING	Y
TRN301	B	as billed	O	\$ 533,000.00	\$ 55,686.00	3/31/2000			PACIFIC BIODIESEL, INC.	S	REMOVAL/PROPER DISPOSAL OF USED CO	ONGOING	Y



Department of Transportation-Harbors Division  
Active Contracts as of December 1, 2014

Table 20

Prog ID	MOF	Amount	(M/A/O)	Max Value	Outstanding Balance	Date Executed	From	To	Organization	E/L/P/C/ G/S	Description	How Contract is Monitored	POS Y/N
TRN331	B	as billed	O	\$ 101,141.00	\$ 27,396.00	6/27/2000			TOWILL, R. M. CORPORATION	S	RECONSTRUCTION OF PIER 3 CONTAINER	ONGOING	Y
TRN331	B	as billed	O	\$ 40,000.00	\$ 40,000.00	6/27/2000			TOWILL, R. M. CORPORATION	S	RECONSTRUCTION OF PIER 3 CONTAINER	ONGOING	Y
TRN301	B	as billed	O	\$ 22,000.00	\$ 559.00	6/30/2000			KONE, INC.	S	MAINTENANCE OF ELEVATORS AND ESCAL	ONGOING	Y
TRN301	B	as billed	O	\$ 22,000.00	\$ 2,622.00	6/30/2000			KONE, INC.	S	MAINTENANCE OF ELEVATORS AND ESCAL	ONGOING	Y
	B	as billed	O	\$ 1,800,000.00	\$ 5,000.00	6/30/2000			PACIFIC ARCHITECTS, INC.	S	CONSTRUCTION OF PIER 2 CRUISE TERMIN	ONGOING	Y
TRN301	B	as billed	O	\$ 925,881.00	\$ 212,345.00	6/30/2000			PACIFIC ARCHITECTS, INC.	S	CONSTRUCTION OF PIER 2 CRUISE TERMIN	ONGOING	Y
TRN395	B	as billed	O	\$ 1,750,000.00	\$ 155,683.00	6/30/2000			KLEIN SYSTEMS GROUP LTD.	S	RE-ENGINEERING AND IMPLEMENTATION	ONGOING	Y
TRN301	B	as billed	O	\$ 36,000.00	\$ 13,312.00	9/1/2000			AMERICAN MARINE CORPORATION	S	MAINTENANCE DREDGING AT PIERS 22-23	ONGOING	Y
TRN301	B	as billed	O	\$ 58,000.00	\$ 10,805.00	6/18/2001			HALEAKALA INVESTMENT CO., LTD.	S	PARKING DECK REPAIRS AT PIER 23 SHED,	ONGOING	Y
TRN303	B	as billed	O	\$ 91,013.00	\$ 75,232.00	6/30/2001			SECURITY SPECIALISTS & GUARD	S	FURNISH SECURITY SERVICE FOR KALAEL	ONGOING	Y
TRN305	B	as billed	O	\$ 59,030.00	\$ 700.00	7/30/2001			NEXUS HAZWASTE SERVICES, INC.	S	FURNISHING USED OIL, OILY WATER & DIE	ONGOING	Y
TRN305	B	as billed	O	\$ 62,926.00	\$ 2,860.00	7/30/2001			NEXUS HAZWASTE SERVICES, INC.	S	FURNISHING USED OIL, OILY WATER & DIE	ONGOING	Y
TRN305	B	as billed	O	\$ 19,069.00	\$ 11,563.00	7/30/2001			NEXUS HAZWASTE SERVICES, INC.	S	FURNISHING USED OIL, OILY WATER & DIE	ONGOING	Y
TRN301	B	as billed	O	\$ 88,000.00	\$ 4,598.00	9/25/2001			J & M BLASTING AND PAINTING,	S	REPAINT SHED AT PIERS 10 & 11 HONOLU	ONGOING	Y
TRN395	B	as billed	O	\$ 100,000.00	\$ 94,335.00	11/30/2001			IMATA & ASSOCIATES, INC.	S	VARIOUS SURVEYING WORK REQUIRING C	ONGOING	Y
TRN301	B	as billed	O	\$ 97,000.00	\$ 64,097.00	5/14/2002			CC ENGINEERING & CONSTRUCTION,	S	REPLACE ROOF AT PIER 40 ANNEX BUILDIN	ONGOING	Y
TRN301	B	as billed	O	\$ 90,000.00	\$ 20,500.00	6/19/2002			TED'S WIRING SERVICE, LTD.	S	RELAMP FLOODLIGHTS AT PIERS 51-53, SA	ONGOING	Y
TRN395	B	as billed	O	\$ 16,440.00	\$ 5,480.00	9/27/2002			CB RICHARD ELLIS HAWAII, INC.	S	INTERIM CONTRACT FOR PROPERTY MAN	ONGOING	Y
TRN395	B	as billed	O	\$ 49,100.00	\$ 12,647.00	2/27/2003			WILSON OKAMOTO CORPORATION	S	CONSULTING ENGINEER'S REPORT ON PUE	ONGOING	Y
TRN311	B	as billed	O	\$ 10,000.00	\$ 244.00	4/23/2003			PACIFIC ENVIRONMENTAL CORP.	S	PROVIDE WASTE OIL DISPOSAL SERVICES F	ONGOING	Y

Department of Transportation-Harbors Division  
Active Contracts as of December 1, 2014

Table 20

Prog ID	MOF	Amount	(M/A/O)	Max Value	Outstanding Balance	Date Executed	From	To	Organization	E/L/P/C/ G/S	Description	How Contract is Monitored	POS Y/N
TRN331	B	as billed	O	\$ 10,000.00	\$ 244.00	4/23/2003			PACIFIC ENVIRONMENTAL CORP.	S	PROVIDE WASTE OIL DISPOSAL SERVICES	ONGOING	Y
TRN361	B	as billed	O	\$ 10,000.00	\$ 244.00	4/23/2003			PACIFIC ENVIRONMENTAL CORP.	S	PROVIDE WASTE OIL DISPOSAL SERVICES	ONGOING	Y
TRN311	B	as billed	O	\$ 10,000.00	\$ 506.00	4/23/2003			PACIFIC ENVIRONMENTAL CORP.	S	PROVIDE WASTE OIL DISPOSAL SERVICES	ONGOING	Y
TRN331	B	as billed	O	\$ 10,000.00	\$ 506.00	4/23/2003			PACIFIC ENVIRONMENTAL CORP.	S	PROVIDE WASTE OIL DISPOSAL SERVICES	ONGOING	Y
TRN361	B	as billed	O	\$ 10,000.00	\$ 506.00	4/23/2003			PACIFIC ENVIRONMENTAL CORP.	S	PROVIDE WASTE OIL DISPOSAL SERVICES	ONGOING	Y
TRN311	B	as billed	O	\$ 10,000.00	\$ 6,900.00	4/23/2003			PACIFIC ENVIRONMENTAL CORP.	S	PROVIDE WASTE OIL DISPOSAL SERVICES	ONGOING	Y
TRN331	B	as billed	O	\$ 10,000.00	\$ 6,900.00	4/23/2003			PACIFIC ENVIRONMENTAL CORP.	S	PROVIDE WASTE OIL DISPOSAL SERVICES	ONGOING	Y
TRN361	B	as billed	O	\$ 10,000.00	\$ 6,900.00	4/23/2003			PACIFIC ENVIRONMENTAL CORP.	S	PROVIDE WASTE OIL DISPOSAL SERVICES	ONGOING	Y
TRN395	B	as billed	O	\$ 160,925.00	\$ 43,638.00	5/23/2003			CHEE, WIL - PLANNING, INC.	S	KAUAI COMMERCIAL HBRS 2025 MASTER	ONGOING	Y
TRN301	B	as billed	O	\$ 22,000.00	\$ 1,875.00	6/6/2003			KONE, INC.	S	MAINTENANCE OF ELEVATOR & ESCALATC	ONGOING	Y
	B	as billed	O	\$ 850,000.00	\$ 15,846.00	6/6/2003			WILSON OKAMOTO CORPORATION	S	VARIOUS COMMERCIAL HARBORS SECURITY	ONGOING	Y
TRN395	B	as billed	O	\$ 185,000.00	\$ 20,027.00	6/6/2003			WILSON OKAMOTO CORPORATION	S	VARIOUS COMMERCIAL HARBORS SECURITY	ONGOING	Y
TRN395	B	as billed	O	\$ 20,129.00	\$ 1,642.00	7/10/2003			PACIFIC CONSULTING SERVICES,	S	METHANE MITIGATION TESTING	ONGOING	Y
TRN395	B	as billed	O	\$ 100,000.00	\$ 16,179.00	12/31/2003			ECS, INC.	S	MAINTENANCE PROJECTS REQUIRING ELE	ONGOING	Y
TRN395	B	as billed	O	\$ 50,000.00	\$ 485.00	1/14/2004			USHIJIMA ARCHITECTS INC.	S	REMOVAL OF ARCHITECTURAL BARRIERS	ONGOING	Y
TRN301	B	as billed	O	\$ 637,814.00	\$ 136,189.00	5/10/2004			TOWILL, R. M. CORPORATION	S	RECONSTRUCTION OF PIER 51B CONTAIN	ONGOING	Y
TRN301	B	as billed	O	\$ 800,000.00	\$ 686,508.00	5/10/2004			TOWILL, R. M. CORPORATION	S	RECONSTRUCTION OF PIER 51B CONTAIN	ONGOING	Y
TRN395	B	as billed	O	\$ 45,000.00	\$ 2,300.00	6/9/2004			OKUBO, ARNOLD T. AND	S	CONSTRUCTION OF MOORING BOLLARDS	ONGOING	Y

Department of Transportation-Harbors Division  
Active Contracts as of December 1, 2014

Table 20

Prog ID	MOF	Amount	(M/A/O)	Max Value	Outstanding Balance	Date Executed	From	To	Organization	E/L/P/C/ G/S	Description	How Contract is Monitored	POS Y/N
TRN395	B	as billed	O	\$ 80,000.00	\$ 21,346.00	6/9/2004			OKUBO, ARNOLD T. AND	S	CONSTRUCTION OF MOORING BOLLARDS	ONGOING	Y
TRN395	B	as billed	O	\$ 167,134.00	\$ 15,779.00	6/30/2004			PACIFIC CONSULTING SERVICES,	S	HAWAII ENVIRONMENTAL TRANSPORTATI	ONGOING	Y
TRN331	B	as billed	O	\$ 42,000.00	\$ 5,951.00	8/13/2004			ALOHA SHEET METAL AND	S	REPLACE AIR CONDITIONING UNIT AT HAR	ONGOING	Y
TRN311	B	as billed	O	\$ 1,990,000.00	\$ 287,113.00	9/10/2004			MITSUNAGA & ASSOCIATES, INC.	S	CONSTRUCTION OF INTER-ISLAND CARGO	ONGOING	Y
TRN301	B	as billed	O	\$ 428,344.00	\$ 120,584.00	9/20/2004			ALII SECURITY SYSTEMS, INC.	S	FURNISHING SECURITY SERVICES FOR ALO	ONGOING	Y
TRN395	B	as billed	O	\$ 90,000.00	\$ 5,618.00	4/28/2005			MECHANICAL ENTERPRISES, INC.	S	SPECIAL MAINT PROJECTS REQUIRING ME	ONGOING	Y
TRN395	B	as billed	O	\$ 50,000.00	\$ 211.00	7/5/2005			CHAN, LOU & ASSOCIATES, INC.	S	VARIOUS SPECIAL MAINTENANCE PROJEC	ONGOING	Y
TRN395	B	as billed	O	\$ 1,574.00	\$ 1,574.00	10/27/2005			MKE ASSOCIATES LLC	S	MAINTENANCE PROJECTS REQUIRING STR	ONGOING	Y
TRN301	N	as billed	O	\$ 278,351.00	\$ 74,523.00	12/9/2005			INSURANCE COMPANY OF THE WEST	S	INSTALLATION OF RADIATION PORTAL MC	ONGOING	Y
TRN395	B	as billed	O	\$ 50,811.00	\$ 50,811.00	1/4/2006			CBRE HAWAII, INC	S	PROVIDING PROPERTY MANAGEMENT SER	ONGOING	Y
TRN395	B	as billed	O	\$ 1,000,000.00	\$ 26,317.00	2/23/2006			TOWILL, R. M. CORPORATION	S	CONSTRUCTION MANAGEMENT & INSPEC	ONGOING	Y
TRN395	B	as billed	O	\$ 100,000.00	\$ 10,293.00	5/18/2006			EKNA SERVICES, INC.	S	STATEWIDE ENVIRONMENTAL ENGINEERIN	ONGOING	Y
TRN301	E	as billed	O	\$ 200,000.00	\$ 25,246.00	6/6/2006			BELT COLLINS HAWAII LLC	S	GENERAL ENGINEERING SVCS FOR THE PL	ONGOING	Y
TRN301	B	as billed	O	\$ 245,000.00	\$ 33,391.00	7/3/2006			KAI HAWAII, INC.	S	PIER 29 EXTENSION HONOLULU HARBOR	ONGOING	Y
TRN301	B	as billed	O	\$ 1,000,000.00	\$ 658,452.00	7/10/2006			TRC SOLUTIONS, INC.	S	METHANE MITIGATION PIERS 36-38, LEAS	ONGOING	Y
TRN395	B	as billed	O	\$ 350,000.00	\$ 125.00	7/25/2006			BELT COLLINS HAWAII LTD.	S	PLANNING & DEVELOPMENT OF COMMER	ONGOING	Y
TRN395	B	as billed	O	\$ 100,000.00	\$ 17,900.00	7/25/2006			BELT COLLINS HAWAII LTD.	S	PLANNING & DEVELOPMENT OF COMMER	ONGOING	Y
TRN395	B	as billed	O	\$ 50,000.00	\$ 50,000.00	7/25/2006			BELT COLLINS HAWAII LTD.	S	PLANNING & DEVELOPMENT OF COMMER	ONGOING	Y
TRN395	B	as billed	O	\$ 48,738.00	\$ 12,374.00	7/25/2006			DALY, LEO A. COMPANY	S	CONSULTING ENGINEER'S REPORT ON THE	ONGOING	Y
TRN301	B	as billed	O	\$ 615,000.00	\$ 12,702.00	9/11/2006			A'S MECHANICAL, LLC	S	AIR CONDITIONING REPAIRS AT HARBORS	ONGOING	Y
TRN301	E	as billed	O	\$ 11,128,040.00	\$ 2,000.00	9/22/2006			WATTS CONSTRUCTORS LLC	S	RECONSTRUCTION OF PIER 52 & 53 SAND	ONGOING	Y

Department of Transportation-Harbors Division  
Active Contracts as of December 1, 2014

Table 20

Prog ID	MOF	Amount	(M/A/O)	Max Value	Outstanding Balance	Date Executed	From	To	Organization	E/L/P/C/ G/S	Description	How Contract is Monitored	POS Y/N
TRN301	E	as billed	O	\$ 9,398,840.00	\$ 1,463,778.00	9/22/2006			WATTS CONSTRUCTORS LLC	S	RECONSTRUCTION OF PIER 52 & 53 SAND	ONGOING	Y
TRN395	B	as billed	O	\$ 50,000.00	\$ 341.00	9/26/2006			MECHANICAL ENTERPRISES, INC.	S	SPECIAL MAINTENANCE PROJECTS REQUIR	ONGOING	Y
TRN301	E	as billed	O	\$ 20,000,000.00	\$ 927,784.00	1/16/2007			HAWAIIAN DREDGING CONSTRUCTION	S	RECONSTRUCTION OF PIER 51B CONTAINERS	ONGOING	Y
TRN331	B	as billed	O	\$ 2,535,000.00	\$ 24,810.00	3/16/2007			MAUI MASTER BUILDERS, INC.	S	DEMOLITION OF THE PIER 2 SHED AND MI	ONGOING	Y
TRN395	D	as billed	O	\$ 14,100.00	\$ 1,525.00	4/18/2007			PAUL'S ELECTRICAL CONTRACTING,	S	INTER-ISLAND FERRY SYSTEM IMPROVEME	ONGOING	Y
TRN331	B	as billed	O	\$ 190,000.00	\$ 1,500.00	5/23/2007			A'S MECHANICAL, LLC	S	REPAIR PASSENGER TERMINAL AIR CONDIT	ONGOING	Y
TRN331	B	as billed	O	\$ 60,000.00	\$ 20,745.00	5/23/2007			A'S MECHANICAL & BUILDERS, LLC	S	REPAIR PASSENGER TERMINAL AIR CONDIT	ONGOING	Y
TRN301	B	as billed	O	\$ 48,000.00	\$ 9,709.00	5/24/2007			KONE, INC.	S	MAINTENANCE OF ELEVATORS & ESCALAT	ONGOING	Y
TRN395	B	as billed	O	\$ 50,000.00	\$ 419.00	3/14/2008			ECS, INC.	S	MAINTENANCE PROJECTS REQUIRING ELE	ONGOING	Y
TRN395	B	as billed	O	\$ 50,000.00	\$ 3,055.00	6/10/2008			MECHANICAL ENTERPRISES, INC.	S	VARIOUS SPECIAL MAINTENANCE PROJEC	ONGOING	Y
TRN301	B	as billed	O	\$ 51,200.00	\$ 8,452.00	7/30/2008			THYSSENKRUPP ELEVATOR CORP.	S	MAINTENANCE OF ELEVATORS & ESCALAT	ONGOING	Y
TRN395	B	as billed	O	\$ 1,500,000.00	\$ 95,121.00	10/6/2008			SSFM INTERNATIONAL, INC.	S	STATE COMMERCIAL HARBOR PLANS & DE	ONGOING	Y
TRN303	B	as billed	O	\$ 194,886.00	\$ 27,741.00	11/7/2008			HO, RONALD N. S. & ASSOCIATES,	S	ACCESS & ELECTRICAL IMP. KALAELOA BAR	ONGOING	Y
TRN395	B	as billed	O	\$ 125,000.00	\$ 3,530.00	11/28/2008			PACIFIC CONSULTING SERVICES,	S	SITE MONITORING OF THE DOMESTIC COM	ONGOING	Y
TRN395	B	as billed	O	\$ 100,000.00	\$ 94,732.00	11/28/2008			PACIFIC CONSULTING SERVICES,	S	SITE MONITORING OF THE DOMESTIC COM	ONGOING	Y
TRN395	B	as billed	O	\$ 1,000,000.00	\$ 679,569.00	12/19/2008			TM DESIGNERS, INC.	S	CONSTRUCTION MANGEMENT & INSPECT	ONGOING	Y
TRN395	B	as billed	O	\$ 24,000.00	\$ 1,000.00	2/12/2009			BLX GROUP LLC	S	BOND ARBITRAGE REBATE CALCULATIONS	ONGOING	Y
TRN395	B	as billed	O	\$ 10,000.00	\$ 10,000.00	2/12/2009			BLX GROUP LLC	S	BOND ARBITRAGE REBATE CALCULATIONS	ONGOING	Y
TRN311	E	as billed	O	\$ 10,488,607.00	\$ 7,920,749.00	5/14/2009			GLOVER, JAS. W., LTD.	S	CONSTRUCTION OF INTER-ISLAND CARGO	ONGOING	Y
TRN301	B	as billed	O	\$ 165,785.00	\$ 8,717.00	7/31/2009			UNITEK SOLVENT SERVICES, INC.	S	FURNISHING USED OIL, OILY WATER & DIE	ONGOING	Y
TRN301	B	as billed	O	\$ 75,392.00	\$ 6,283.00	7/31/2009			UNITEK SOLVENT SERVICES, INC.	S	FURNISHING USED OIL, OILY WATER & DIE	ONGOING	Y
TRN301	B	as billed	O	\$ 400,000.00	\$ 24,519.00	9/9/2009			KAI HAWAII, INC.	S	DEMOLITION OF STRUCTURES OF KAPALAI	ONGOING	Y

Department of Transportation-Harbors Division  
Active Contracts as of December 1, 2014

Table 20

Prog ID	MOF	Amount	(M/A/O)	Max Value	Outstanding Balance	Date Executed	From	To	Organization	E/L/P/C/ G/S	Description	How Contract is Monitored	POS Y/N
TRN301	B	as billed	O	\$ 250,000.00	\$ 12,250.00	9/22/2009			A'S MECHANICAL & BUILDERS, LLC	S	REPAIR VENT LINE & AIR CONDITIONING A	ONGOING	Y
TRN311	E	as billed	O	\$ 672,001.00	\$ 40,257.00	12/29/2009			MITSUNAGA & ASSOCIATES, INC.	S	PREPARATION OF A DESIGN FOR THE PIER	ONGOING	Y
TRN311	E	as billed	O	\$ 58,419.00	\$ 58,419.00	12/29/2009			MITSUNAGA & ASSOCIATES, INC.	S	PREPARATION OF A DESIGN FOR THE PIER	ONGOING	Y
TRN301	B	as billed	O	\$ 53,700.00	\$ 50,288.00	1/20/2010			TABIOS, JUDY A.	S	PROVIDE FIRE SPRINKLER SYSTEM SERVICE	ONGOING	Y
TRN301	E	as billed	O	\$ 467,067.00	\$ 64,876.00	1/22/2010			PACIFIC ARCHITECTS, INC.	S	DESIGN PLAN SPECIFICATIONS & ESTIMAT	ONGOING	Y
TRN313	E	as billed	O	\$ 676,959.00	\$ 19,116.00	3/29/2010			SEGAWA, WESLEY R. AND	S	DESIGN FOR PIER 2 TERMINAL IMPROVEM	ONGOING	Y
TRN395	B	as billed	O	\$ 145,600.00	\$ 40,670.00	4/1/2010			EWORLD ENTERPRISE SOLUTIONS,	S	COMPREHENSIVE INFORMATION DATABA	ONGOING	Y
TRN313	E	as billed	O	\$ 320,000.00	\$ 55,654.00	4/6/2010			SSFM INTERNATIONAL, INC.	S	IMPROVING NEW TERMINAL CARGO FACI	ONGOING	Y
TRN395	B	as billed	O	\$ 50,000.00	\$ 10,275.00	4/14/2010			INSYNERGY ENGINEERING, INC.	S	SPECIAL MAINTENANCE PROJECTS REQUIR	ONGOING	Y
TRN311	E	as billed	O	\$ 799,992.00	\$ 400,404.00	4/19/2010			TOWILL, R. M. CORPORATION	S	KUMAU ST ENTRANCE IMPROVEMENTS @	ONGOING	Y
TRN301	E	as billed	O	\$ 45,000.00	\$ 45,000.00	6/3/2010			HALLSTROM GROUP, INC. THE	S	TENANT APPRAISAL OF PIER 35 HONOLULU	ONGOING	Y
TRN301	E	as billed	O	\$ 158,583.00	\$ 3,965.00	6/7/2010			SATO & ASSOCIATES, INC.	S	DESIGN FOR PIER 12 & 15 IMPROVMENTS	ONGOING	Y
TRN301	E	as billed	O	\$ 891,417.00	\$ 43,584.00	6/7/2010			SATO & ASSOCIATES, INC.	S	DESIGN FOR PIER 12 & 15 IMPROVMENTS	ONGOING	Y
TRN395	B	as billed	O	\$ 50,000.00	\$ 4,356.00	8/12/2010			ECS, INC.	S	MAINTENANCE PROJECTS REQUIRING ELE	ONGOING	Y
TRN331	B	as billed	O	\$ 21,500.00	\$ 10,186.00	8/24/2010			PACIFIC WIRELESS	S	MAINTENANCE OF SECURITY SURVEILLAN	ONGOING	Y
TRN331	B	as billed	O	\$ 21,500.00	\$ 21,500.00	8/24/2010			PACIFIC WIRELESS	S	MAINTENANCE OF SECURITY SURVEILLAN	ONGOING	Y
TRN311	B	as billed	O	\$ 21,500.00	\$ 11,006.00	8/25/2010			PACIFIC WIRELESS	S	MAINTENANCE OF SECURITY SURVEILLAN	ONGOING	Y
TRN311	B	as billed	O	\$ 21,500.00	\$ 5,175.00	8/25/2010			PACIFIC WIRELESS	S	MAINTENANCE OF SECURITY SURVEILLAN	ONGOING	Y
TRN361	B	as billed	O	\$ 22,500.00	\$ 11,086.00	9/15/2010			PACIFIC WIRELESS	S	MAINTENANCE OF SECURITY SURVEILLAN	ONGOING	Y
TRN361	B	as billed	O	\$ 22,500.00	\$ 1,950.00	9/15/2010			PACIFIC WIRELESS	S	MAINTENANCE OF SECURITY SURVEILLAN	ONGOING	Y
TRN311	B	as billed	O	\$ 211,141.00	\$ 22,394.00	10/13/2010			SEGAWA, WESLEY R. AND	S	DESIGN FOR PIER 1 SHED ROOFING & SIDI	ONGOING	Y
TRN301	B	as billed	O	\$ 31,000.00	\$ 18,676.00	11/12/2010			TED'S WIRING SERVICE, LTD.	S	REPAIR RANGE LIGHTS AT KEEHI LAGOON	ONGOING	Y
TRN395	N	as billed	O	\$ 400,869.00	\$ 1,062.00	12/30/2010			HAWAIIYA TECHNOLOGIES, INC.	S	PORT OF KAHULUI PASSENGER/CARGO SH	ONGOING	Y
TRN301	B	as billed	O	\$ 359,895.00	\$ 7,820.00	4/4/2011			TOWILL, R. M. CORPORATION	S	REHABILITATION OF BLDGS & YARD AREAS	ONGOING	Y
TRN301	E	as billed	O	\$ 250,000.00	\$ 195,434.00	4/4/2011			TOWILL, R. M. CORPORATION	S	REHABILITATION OF BLDGS & YARD AREAS	ONGOING	Y

Department of Transportation-Harbors Division  
Active Contracts as of December 1, 2014

Table 20

Prog ID	MOF	Amount	(M/A/O)	Max Value	Outstanding Balance	Date Executed	From	To	Organization	E/L/P/C/ G/S	Description	How Contract is Monitored	POS Y/N
TRN395	B	as billed	O	\$ 50,000.00	\$ 929.00	4/13/2011			INSYNERGY ENGINEERING, INC.	S	SPECIAL MAINTENANCE PROJECTS REQUIR	ONGOING	Y
TRN395	B	as billed	O	\$ 150,000.00	\$ 27.00	4/21/2011			MKE ASSOCIATES LLC	S	SPECIAL MAINTENANCE PROJECTS REQUIR	ONGOING	Y
TRN395	B	as billed	O	\$ 100,000.00	\$ 16,424.00	5/9/2011			INSYNERGY ENGINEERING, INC.	S	SPECIAL MAINTENANCE PROJECTS REQUIR	ONGOING	Y
TRN395	B	as billed	O	\$ 500,000.00	\$ 5,390.00	6/30/2011			WESTON SOLUTIONS, INC.	S	OAHU COMMERCIAL HARBORS SMALL MS	ONGOING	Y
TRN395	B	as billed	O	\$ 100,000.00	\$ 63,465.00	6/30/2011			WESTON SOLUTIONS, INC.	S	OAHU COMMERCIAL HARBORS SMALL MS	ONGOING	Y
TRN301	B	as billed	O	\$ 36,000.00	\$ 3,957.00	7/28/2011			KONE, INC.	S	MAINTENANCE OF ELEVATORS & ESCALAT	ONGOING	Y
TRN301	B	as billed	O	\$ 36,000.00	\$ 5,860.00	7/28/2011			KONE, INC.	S	MAINTENANCE OF ELEVATORS & ESCALAT	ONGOING	Y
TRN331	B	as billed	O	\$ 198,000.00	\$ 198,000.00	9/7/2011			WASA ELECTRICAL SERVICES, INC.	S	REPAIR LIGHT POLES AT PIER 1, KAHULUI H	ONGOING	Y
TRN301	B	as billed	O	\$ 41,000.00	\$ 41,000.00	10/19/2011			ARTECH CONSTRUCTION GROUP, INC	S	REPAIR SEWER LINES AT PIERS 13&14, HO	ONGOING	Y
TRN395	B	as billed	O	\$ 200,000.00	\$ 8,045.00	6/13/2012			MKE ASSOCIATES LLC	S	SPECIAL MAINTENANCE PROJECTS REQUIR	ONGOING	Y
TRN395	B	as billed	O	\$ 78,408.00	\$ 11,467.00	6/25/2012			KAI HAWAII, INC.	S	INSTALLATION OF BREASTING BOLLARDS A	ONGOING	Y
TRN395	B	as billed	O	\$ 50,000.00	\$ 27,626.00	6/27/2012			ECS, INC.	S	MAINTENANCE PROJECTS REQUIRING ELE	ONGOING	Y
TRN395	B	as billed	O	\$ 50,000.00	\$ 20,694.00	6/27/2012			ELEMENT ENVIRONMENTAL, LLC	S	SPECIAL MAINTENANCE PROJECTS REQUIR	ONGOING	Y
TRN301	B	as billed	O	\$ 48,000.00	\$ 5,248.00	8/10/2012			NATIONAL FIRE PROTECTION CO.,	S	PROVIDE FIRE SPRINKLER SYSTEM SVCS FC	ONGOING	Y
TRN395	B	as billed	O	\$ 50,000.00	\$ 36,368.00	8/15/2012			TOWILL, R. M. CORPORATION	S	REPLACE FIRE PROTECTION LINES AT PIERS	ONGOING	Y
TRN395	B	as billed	O	\$ 48,000.00	\$ 48,000.00	8/15/2012			TOWILL, R. M. CORPORATION	S	REPLACE FIRE PROTECTION LINES AT PIERS	ONGOING	Y
TRN331	B	as billed	O	\$ 204,000.00	\$ 204,000.00	9/14/2012			MAUI MASTER BUILDERS, INC.	S	PAVEMENT REPAIRS AT PIER 1 CONTAINER	ONGOING	Y
TRN331	B	as billed	O	\$ 472,000.00	\$ 88,017.00	9/14/2012			SEA ENGINEERING, INC.	S	SUBSTRUCTURE & EXPANSION JOINT REPA	ONGOING	Y
TRN311	B	as billed	O	\$ 16,000.00	\$ 7,070.00	9/14/2012			SIMPLEXGRINNELL, LP	S	MAINTENANCE OF CREDENTIALING SYSTE	ONGOING	Y
TRN311	B	as billed	O	\$ 16,000.00	\$ 7,014.00	9/14/2012			SIMPLEXGRINNELL, LP	S	MAINTENANCE OF CREDENTIALING SYSTE	ONGOING	Y
TRN361	B	as billed	O	\$ 16,000.00	\$ 8,904.00	9/14/2012			SIMPLEXGRINNELL, LP	S	MAINTENANCE OF CREDENTIALING SYSTE	ONGOING	Y
TRN361	B	as billed	O	\$ 16,000.00	\$ 8,180.00	9/14/2012			SIMPLEXGRINNELL, LP	S	MAINTENANCE OF CREDENTIALING SYSTE	ONGOING	Y
TRN301	B	as billed	O	\$ 20,000.00	\$ 9,966.00	9/14/2012			SIMPLEXGRINNELL, LP	S	MAINTENANCE OF CREDENTIALING SYSTE	ONGOING	Y

Department of Transportation-Harbors Division  
Active Contracts as of December 1, 2014

Table 20

Prog ID	MOF	Amount	(M/A/O)	Max Value	Outstanding Balance	Date Executed	From	To	Organization	E/L/P/C/ G/S	Description	How Contract is Monitored	POS Y/N
TRN301	B	as billed	O	\$ 20,000.00	\$ 11,894.00	9/14/2012			SIMPLEXGRINNELL, LP	S	MAINTENANCE OF CREDENTIALING SYSTEM	ONGOING	Y
TRN395	B	as billed	O	\$ 100,000.00	\$ 94,880.00	9/14/2012			INSYNERGY ENGINEERING, INC.	S	MAINTENANCE PROJECTS REQUIRING MECHANICAL	ONGOING	Y
TRN313	E	as billed	O	\$ 7,073,400.00	\$ 1,612,306.00	9/18/2012			ISEMOTO CONTRACTING CO., LTD.	S	PIER2 IMPROVEMENTS KAWAIHAE HARBOR	ONGOING	Y
TRN395	B	as billed	O	\$ 350,000.00	\$ 110,891.00	10/10/2012			INTEGRATED CONSTRUCTION, INC.	S	REPLACE FIRE PROTECTION LINES AT PIERS	ONGOING	Y
TRN395	B	as billed	O	\$ 119,000.00	\$ 119,000.00	10/10/2012			INTEGRATED CONSTRUCTION, INC.	S	REPLACE FIRE PROTECTION LINES AT PIERS	ONGOING	Y
TRN395	B	as billed	O	\$ 434,700.00	\$ 13,512.00	10/12/2012			SITE ENGINEERING, INC.	S	REPLACEMENT OF PIER 1 BULLRAILS, KAHALA	ONGOING	Y
TRN395	B	as billed	O	\$ 225,841.00	\$ 191,434.00	10/17/2012			SEA ENGINEERING, INC.	S	INSTALLATION OF BREASTING BOLLARD AT PIER	ONGOING	Y
TRN395	B	as billed	O	\$ 72,450.00	\$ 26,697.00	10/17/2012			SITE ENGINEERING, INC.	S	INSTALLATION OF BREASTING BOLLARD AT PIER	ONGOING	Y
TRN301	B	as billed	O	\$ 140,000.00	\$ 58,086.00	10/18/2012			SIMPLEXGRINNELL, LP	S	MAINTENANCE OF SECURITY SURVEILLANCE	ONGOING	Y
TRN301	B	as billed	O	\$ 140,000.00	\$ 116,557.00	10/18/2012			SIMPLEXGRINNELL, LP	S	MAINTENANCE OF SECURITY SURVEILLANCE	ONGOING	Y
TRN395	B	as billed	O	\$ 616,350.00	\$ 75,102.00	10/31/2012			HAWAIIAN DREDGING CONSTRUCTION	S	CONSTRUCTION OF MOORING BOLLARDS	ONGOING	Y
TRN331	E	as billed	O	\$ 400,000.00	\$ 294,753.00	11/9/2012			EKNA SERVICES, INC.	S	PLANNING, ENVIRONMENTAL & DEVELOPMENT	ONGOING	Y
TRN333	E	as billed	O	\$ 66,369.00	\$ 66,369.00	12/6/2012			HELBER, HASTERT & FEE,	S	HANA HARBOR ENVIRONMENTAL SERVICES	ONGOING	Y
TRN333	E	as billed	O	\$ 350,000.00	\$ 350,000.00	12/6/2012			HELBER, HASTERT & FEE,	S	HANA HARBOR ENVIRONMENTAL SERVICES	ONGOING	Y
TRN301	E	as billed	O	\$ 6,500,000.00	\$ 1,772,351.00	12/20/2012			MOFFATT & NICHOLS	S	NEW KAPALAMA CONTAINER TERMINAL, KAHALA	ONGOING	Y
TRN395	E	as billed	O	\$ 479,000.00	\$ 32,494.00	12/28/2012			TM DESIGNERS, INC.	S	PIER 2 TERMINAL IMPROVEMENTS - KAWAIHAE	ONGOING	Y
TRN395	E	as billed	O	\$ 200,000.00	\$ 98,746.00	12/28/2012			TM DESIGNERS, INC.	S	PIER 2 TERMINAL IMPROVEMENTS - KAWAIHAE	ONGOING	Y
TRN301	E	as billed	O	\$ 500,000.00	\$ 50,245.00	1/14/2013			ELEMENT ENVIRONMENTAL, LLC	S	ENVIRONMENTAL & DEVELOPMENT SERVICES	ONGOING	Y
TRN395	B	as billed	O	\$ 18,000.00	\$ 9,000.00	1/31/2013			BLX GROUP LLC	S	BOND ARBITRAGE REBATE CALCULATIONS	ONGOING	Y
TRN301	E	as billed	O	\$ 7,500,000.00	\$ 5,025,491.00	3/22/2013			TOWILL, R. M. CORPORATION	S	THE NEW KAPALAMA CONTAINER TERMINAL	ONGOING	Y

Department of Transportation-Harbors Division  
Active Contracts as of December 1, 2014

Table 20

Prog ID	MOF	Amount	(M/A/O)	Max Value	Outstanding Balance	Date Executed	From	To	Organization	E/L/P/C/ G/S	Description	How Contract is Monitored	POS Y/N
TRN301	E	as billed	O	\$ 800,000.00	\$ 800,000.00	3/22/2013			TOWILL, R. M. CORPORATION	S	THE NEW KAPALAMA CONTAINER TERMINAL	ONGOING	Y
TRN395	E	as billed	O	\$ 960,000.00	\$ 835,528.00	4/2/2013			SSFM INTERNATIONAL, INC.	S	PIERS 34/35 HONOLULU HARBOR, OAHU	ONGOING	Y
TRN303	E	as billed	O	\$ 2,000,000.00	\$ 975,982.00	3/28/2013			GROUP 70 INTERNATIONAL, INC.	S	KALAELOA BARBERS POINT HARBOR PLAN	ONGOING	Y
TRN303	E	as billed	O	\$ 500,000.00	\$ 500,000.00	3/28/2013			GROUP 70 INTERNATIONAL, INC.	S	KALAELOA BARBERS POINT HARBOR PLAN	ONGOING	Y
TRN301	B	as billed	O	\$ 1,135,000.00	\$ 86,660.00	4/8/2013			IDEAL CONSTRUCTION, INC.	S	SUBSTRUCTURE REPAIRS AT PIER 1, HONOLULU	ONGOING	Y
TRN301	B	as billed	O	\$ 320,000.00	\$ 320,000.00	5/21/2013			ROAD BUILDERS CORPORATION	S	FY13 ONE-YR MAINTENANCE CONTRACT FOR	ONGOING	Y
TRN361	B	as billed	O	\$ 395,000.00	\$ 154,650.00	6/21/2013			R. ELECTRIC INC.	S	THE CONTRACT IS TO REPAIR LIGHTING AT	ONGOING	Y
TRN395	B	as billed	O	\$ 260,000.00	\$ 45,429.00	6/25/2013			EWORLD ENTERPRISE SOLUTIONS,	S	COMPREHENSIVE INFORMATION DATABASE	ONGOING	Y
TRN395	B	as billed	O	\$ 260,000.00	\$ 235,528.00	6/25/2013			EWORLD ENTERPRISE SOLUTIONS,	S	COMPREHENSIVE INFORMATION DATABASE	ONGOING	Y
TRN311	B	as billed	O	\$ 416,000.00	\$ 10,400.00	6/28/2013			HAWAIIAN DREDGING CONSTRUCTION	S	SUBSTRUCTURE & SEWERLINE REPAIRS AT	ONGOING	Y
TRN395	B	as billed	O	\$ 400,000.00	\$ 303,355.00	7/1/2013			ENVIROSERVICES & TRAINING	S	STATEWIDE ENVIRONMENTAL ENGINEERING	ONGOING	Y
TRN301	B	as billed	O	\$ 311,000.00	\$ 311,000.00	7/24/2013			INTEGRATED CONSTRUCTION, INC.	S	SUBSTRUCTURE & HATCH REPAIRS AT PIER	ONGOING	Y
TRN395	E	as billed	O	\$ 1,750,000.00	\$ 1,419,826.00	8/8/2013			SEGAWA, WESLEY R. AND	S	CONSTRUCTION MANAGEMENT SERVICES	ONGOING	Y
TRN331	B	as billed	O	\$ 586,000.00	\$ 176,939.00	8/19/2013			ABHE & SVOBODA, INC.	S	SUBSTRUCTURE REPAIRS AT PIER 2, KAHULOUE	ONGOING	Y
TRN331	B	as billed	O	\$ 166,500.00	\$ 166,500.00	8/20/2013			MAUI KUPONO BUILDERS, LLC.	S	SUBSTRUCTURE REPAIRS AT PIER 2, KAHULOUE	ONGOING	Y
TRN395	B	as billed	O	\$ 590,000.00	\$ 13,385.00	9/9/2013			ARCHITECTS PACIFIC, INC.	S	RELOCATE MAUI DISTRICT OFFICE TO THE	ONGOING	Y
TRN395	B	as billed	O	\$ 240,000.00	\$ 227,034.00	9/9/2013			ARCHITECTS PACIFIC, INC.	S	RELOCATE MAUI DISTRICT OFFICE TO THE	ONGOING	Y
TRN313	B	as billed	O	\$ 60,500.00	\$ 60,500.00	9/16/2013			ISEMOTO CONTRACTING CO., LTD.	S	REPAINT SOUTH SHED, KAWAIHAE HARBO	ONGOING	Y



Department of Transportation-Harbors Division  
Active Contracts as of December 1, 2014

Table 20

Prog ID	MOF	Amount	(M/A/O)	Max Value	Outstanding Balance	Date Executed	From	To	Organization	E/L/P/C/ G/S	Description	How Contract is Monitored	POS Y/N
TRN395	B	as billed	O	\$ 300,000.00	\$ 88,843.00	9/17/2013			MKE ASSOCIATES LLC	S	SPECIAL MAINTENANCE PROJECTS REQUIR	ONGOING	Y
TRN395	B	as billed	O	\$ 50,000.00	\$ 50,000.00	9/30/2013			CONTROLPOINT SURVEYING, INC.	S	MAINTENANCE PROJECT REQUIRING SURV	ONGOING	Y
TRN331	B	as billed	O	\$ 53,300.00	\$ 53,300.00	10/8/2013			NATIONAL FIRE PROTECTION CO.,	S	REPAIR FIRE RISER AT MAINTENANCE SHO	ONGOING	Y
TRN301	B	as billed	O	\$ 941,000.00	\$ 687,115.00	10/11/2013			SEA ENGINEERING, INC.	S	SUBSTRUCTURE & WATERLINE REPAIRS AT	ONGOING	Y
TRN395	E	as billed	O	\$ 200,000.00	\$ 59,541.00	10/14/2013			AECOM TECHNICAL SERVICES, INC.	S	CONSTRUCTION MANAGEMENT SERVICES	ONGOING	Y
TRN395	E	as billed	O	\$ 550,000.00	\$ 550,000.00	10/14/2013			AECOM TECHNICAL SERVICES, INC.	S	CONSTRUCTION MANAGEMENT SERVICES	ONGOING	Y
TRN311	E	as billed	O	\$ 3,583,650.00	\$ 2,525,947.00	10/25/2013			HAWAIIAN DREDGING CONSTRUCTION	S	KUMAU STREET ENTRANCE IMPROVEMEN	ONGOING	Y
TRN301	B	as billed	O	\$ 526,000.00	\$ 395,717.00	10/31/2013			ABHE & SVOBODA, INC.	S	ELECTRICAL & STRUCTURAL REPAIRS AT PI	ONGOING	Y
TRN395	E	as billed	O	\$ 1,000,000.00	\$ 986,172.00	11/1/2013			YOGI KWONG ENGINEERS, LLC	S	CONSTRUCTION MANAGEMENT SERVICES	ONGOING	Y
TRN301	E	as billed	O	\$ 16,040,000.00	\$ 12,748,100.00	12/20/2013			WATTS CONSTRUCTORS LLC	S	BUILDING & YARD AREAS AT PIERS 34/35 &	ONGOING	Y
TRN395	B	as billed	O	\$ 2,776,878.00	\$ 877,926.00	1/16/2014			CLOSE CONSTRUCTION, INC.	S	PIER 31 SHED DEMOLITION JOB#H.C. 1051	ONGOING	Y
TRN341	B	as billed	O	\$ 358,000.00	\$ 51,093.00	2/10/2014			HAWAIIAN DREDGING CONSTRUCTION	S	STRUCTURAL REPAIRS AT KAUNAKAKAI HA	ONGOING	Y
TRN311	B	as billed	O	\$ 21,500.00	\$ 21,500.00	2/20/2014			PACIFIC WIRELESS	S	MAINTENANCE OF SECURITY SURVEILLAN	ONGOING	Y
TRN331	B	as billed	O	\$ 21,500.00	\$ 20,334.00	2/20/2014			PACIFIC WIRELESS	S	MAINTENANCE OF SECURITY SURVEILLAN	ONGOING	Y
TRN361	B	as billed	O	\$ 21,500.00	\$ 21,500.00	2/20/2014			PACIFIC WIRELESS	S	MAINTENANCE OF SECURITY SURVEILLAN	ONGOING	Y
TRN301	E	as billed	O	\$ 3,825,352.00	\$ 1,332,271.00	3/3/2014			CLOSE CONSTRUCTION, INC.	S	DEMOLISH OF STRUCTURES AT THE KAPAL	ONGOING	Y
TRN395	B	as billed	O	\$ 100,000.00	\$ 92,743.00	3/5/2014			HO, RONALD N. S. & ASSOCIATES,	S	MAINTENANCE OF PROJECTS REQUIRING	ONGOING	Y
TRN395	B	as billed	O	\$ 50,000.00	\$ 47,833.00	3/6/2014			USHIJIMA ARCHITECTS INC.	S	SPECIAL MAINTENANCE OF PROJECTS REQ	ONGOING	Y
TRN311	B	as billed	O	\$ 4,490,000.00	\$ 1,941,597.00	3/18/2014			HAWAIIAN DREDGING CONSTRUCTION	S	PIER1 SHED MODIFICATIONS, PHASE II HIL	ONGOING	Y
TRN361	B	as billed	O	\$ 173,000.00	\$ 112,844.00	4/23/2014			WASA ELECTRICAL SERVICES, INC.	S	REPAIR LIGHTING AT PIER 1, NAWILIWILI	ONGOING	Y

Department of Transportation-Harbors Division  
Active Contracts as of December 1, 2014

Table 20

Prog ID	MOF	Amount	(M/A/O)	Max Value	Outstanding Balance	Date Executed	From	To	Organization	E/L/P/C/ G/S	Description	How Contract is Monitored	POS Y/N
TRN301	B	as billed	O	\$ 272,000.00	\$ 222,980.00	4/30/2014			BCP CONSTRUCTION OF HAWAII,	S	STRUCTURAL REPAIRS AT PIERS 52-53 JOB	ONGOING	Y
TRN361	B	as billed	O	\$ 152,500.00	\$ 152,500.00	5/7/2014			ARTECH CONSTRUCTION GROUP, INC	S	REPAIR ROLL-UP DOORS AT PIER 2 SHED, N	ONGOING	Y
TRN301	E	as billed	O	\$ 10,000,000.00	\$ 10,000,000.00	5/14/2014			HAWAII HARBORS CONSTRUCTORS JV	S	PIERS 12 & 15 IMPR. HONOLULU HARBOR	ONGOING	Y
TRN301	B	as billed	O	\$ 22,000.00	\$ 22,000.00	5/29/2014			SAFETY SYSTEMS AND SIGNS	S	PROVIDE FIRE EXTINGUISHER SVCS FOR H	ONGOING	Y
TRN303	B	as billed	O	\$ 203,600.00	\$ 203,600.00	6/4/2014			SITE ENGINEERING, INC.	S	PAVEMENT REPAIRS AT PIERS 5 & 7, KALA	ONGOING	Y
TRN301	B	as billed	O	\$ 37,700.00	\$ 32,460.00	6/10/2014			SCHINDLER ELEVATOR CORPORATION	S	MAINTENANCE OF ELEVATORS & ESCALAT	ONGOING	Y
TRN313	B	as billed	O	\$ 154,000.00	\$ 154,000.00	6/23/2014			LOEFFLER CONSTRUCTION, INC.	S	PAVEMENT REPAIRS AT SOUTH & MAIN G	ONGOING	Y
TRN395	B	as billed	O	\$ 11,300.00	\$ 11,300.00	7/17/2014			PUBLIC FINANCIAL MANAGEMENT,	S	STATE OF HAWAII-MUNICIPAL ADVISOR C	ONGOING	Y
TRN301	B	as billed	O	\$ 157,400.00	\$ 157,400.00	9/4/2014			ALAKONA CORPORATION	S	PAVEMENT REPAIRS AT PIER 19&20 HONC	ONGOING	Y
TRN311	B	as billed	O	\$ 59,915.00	\$ 59,915.00	9/4/2014			BACON-UNIVERSAL COMPANY, INC.	G	FURNISHING ONE STREET SWEEPER EACH	ONGOING	Y
TRN313	B	as billed	O	\$ 59,915.00	\$ 59,915.00	9/4/2014			BACON-UNIVERSAL COMPANY, INC.	G	FURNISHING ONE STREET SWEEPER EACH	ONGOING	Y
TRN361	B	as billed	O	\$ 59,914.00	\$ 59,915.00	9/4/2014			BACON-UNIVERSAL COMPANY, INC.	G	FURNISHING ONE STREET SWEEPER EACH	ONGOING	Y
TRN341	B	as billed	O	\$ 54,500.00	\$ 54,500.00	9/4/2014			BCP CONSTRUCTION OF HAWAII,	S	SUBSIDENCE REPAIR AT KAUNAKAKAI HAR	ONGOING	Y
TRN331	B	as billed	O	\$ 434,000.00	\$ 434,000.00	9/4/2014			BCP CONSTRUCTION OF HAWAII,	S	REPAIRS AT MAINTENANCE SHOP BLDG KA	ONGOING	Y
TRN301	B	as billed	O	\$ 376,000.00	\$ 376,000.00	9/4/2014			COLUCCIO,FRANK CONSTRUCTION CO	S	REPAIR WATERLINE AT PIER 36 HONOLULU	ONGOING	Y
TRN303	B	as billed	O	\$ 29,400.00	\$ 29,400.00	9/4/2014			COMMERCIAL ELECTRIC, INC.	S	REPAIR LIGHTS AT FERRY PIER, KALAELOA	ONGOING	Y
TRN341	B	as billed	O	\$ 34,000.00	\$ 34,000.00	9/4/2014			MAUI MASTER BUILDERS, INC.	S	REPAIR FENCE AT KAUNAKAKAI HARBOR, H	ONGOING	Y
TRN331	B	as billed	O	\$ 102,000.00	\$ 102,000.00	9/4/2014			MAUI PAVING, LLC	S	PAVEMENT REPAIRS AT PIERS 2 AND 3 KA	ONGOING	Y

Department of Transportation-Harbors Division  
Active Contracts as of December 1, 2014

Table 20

Prog ID	MOF	Amount	(M/A/O)	Max Value	Outstanding Balance	Date Executed	From	To	Organization	E/L/P/C/ G/S	Description	How Contract is Monitored	POS Y/N
TRN351	B	as billed	O	\$ 231,600.00	\$ 231,600.00	9/4/2014			SEA ENGINEERING, INC.	S	REPAIR CONCRETE PIER KAUMALAPAU, LA	ONGOING	Y
TRN311	B	as billed	O	\$ 769,000.00	\$ 769,000.00	9/4/2014			SEA ENGINEERING, INC.	S	SUBSTRUCTURE AND WATERLINE REPAIRS	ONGOING	Y
TRN363	B	as billed	O	\$ 173,000.00	\$ 173,000.00	9/4/2014			SEA ENGINEERING, INC.	S	FENDER, BOLLARD, AND STANCHION REPA	ONGOING	Y
TRN313	B	as billed	O	\$ 213,000.00	\$ 213,000.00	9/5/2014			GRACE PACIFIC LLC	S	PAVEMENT REPAIRS AT PIER 2 KAWAIHAE	ONGOING	Y
TRN361	B	as billed	O	\$ 182,100.00	\$ 182,100.00	9/5/2014			GRACE PACIFIC LLC	S	REPAIR PAVEMENT AT PIER 2 NAWILIWILI	ONGOING	Y
TRN331	B	as billed	O	\$ 800,000.00	\$ 800,000.00	9/5/2014			HAWAIIAN DREDGING CONSTRUCTION	S	SUBSTRUCTURE & REVETMENT REPAIRS A	ONGOING	Y
TRN341	B	as billed	O	\$ 287,000.00	\$ 287,000.00	9/5/2014			HAWAIIAN DREDGING CONSTRUCTION	S	DECK & FENDER REPAIRS AT KAUNAKAKAI	ONGOING	Y
TRN301	B	as billed	O	\$ 1,213,000.00	\$ 1,213,000.00	9/5/2014			HEALY TIBBITTS BUILDERS, INC.	S	MAINTENANCE DREDGING AT PIERS 1 & 2	ONGOING	Y
TRN301	B	as billed	O	\$ 909,300.00	\$ 909,300.00	9/5/2014			HAWAIIAN DREDGING CONSTRUCTION	G	SUBSTRUCTURE & BOLLARD REPAIRS AT P	ONGOING	N
TRN301	B	as billed	O	\$ 63,000.00	\$ 63,000.00	9/5/2014			IDEAL CONSTRUCTION, INC.	S	REPLACE BULLRAILS AT PIER 51, HONOLUL	ONGOING	Y
TRN301	B	as billed	O	\$ 1,200,000.00	\$ 1,200,000.00	9/5/2014			INTEGRATED CONSTRUCTION, INC.	S	SUBSTRUCTURE FENDER, & RESTROOM RE	ONGOING	Y
TRN301	B	as billed	O	\$ 623,000.00	\$ 623,000.00	9/8/2014			GLOVER, JAS. W., LTD.	S	FY14 ON YR MAINTENANCE CONTRACT FC	ONGOING	Y
TRN303	B	as billed	O	\$ 107,400.00	\$ 107,400.00	9/9/2014			BACON-UNIVERSAL COMPANY, INC.	G	FURNISHING 1 BACKHOE LOADER, KALAEL	ONGOING	Y
TRN303	B	as billed	O	\$ 342,574.00	\$ 342,574.00	9/9/2014			CUMMINS PACIFIC LLC	G	FURNISHING 1 STREET SWEEPER, KALAEL	ONGOING	Y
TRN361	B	as billed	O	\$ 95,000.00	\$ 95,000.00	9/9/2014			MOCON CORPORATION	S	REPLACE CRASH GATE AT PIER 2, NAWILI	ONGOING	Y
TRN395	B	as billed	O	\$ 33,445.00	\$ 33,445.00	9/10/2014			AECOM TECHNICAL SERVICES, INC.	S	INSTALLATION OF LIFT STATION & FORCE	ONGOING	Y
TRN361	B	as billed	O	\$ 61,000.00	\$ 61,000.00	9/17/2014			PACIFIC CONCRETE CUTTING	S	DEMOLISH FORMER DISTRICT OFFICE, NAV	ONGOING	Y
TRN303	B	as billed	O	\$ 495,000.00	\$ 495,000.00	9/22/2014			CERTIFIED CONSTRUCTION, INC.	S	ROOF REPAIRS AT PIER SHED KALAELOA B	ONGOING	Y
TRN331	B	as billed	O	\$ 256,988.00	\$ 256,988.00	9/22/2014			CUMMINS PACIFIC LLC	G	FURNISHING & DELIVERING OF A ST VACU	ONGOING	Y
TRN301	B	as billed	O	\$ 273,000.00	\$ 273,000.00	9/22/2014			GLOVER, JAS. W., LTD.	S	FY 14 ONE-YR MAINTENANCE CONTRACT	ONGOING	Y

Department of Transportation-Harbors Division  
Active Contracts as of December 1, 2014

Table 20

<u>Prog ID</u>	<u>MOF</u>	<u>Amount</u>	<u>(M/A/O)</u>	<u>Max Value</u>	<u>Outstanding Balance</u>	<u>Date Executed</u>	<u>From</u>	<u>To</u>	<u>Organization</u>	<u>E/L/P/C/ G/S</u>	<u>Description</u>	<u>How Contract is Monitored</u>	<u>POS Y/N</u>
TRN311	B	as billed	O	\$ 218,200.00	\$ 218,200.00	9/22/2014			LOEFFLER CONSTRUCTION, INC.	S	REMOVE CRANE RAILS & REPAIR PAVEMENT	ONGOING	Y
TRN301	B	as billed	O	\$ 452,000.00	\$ 452,000.00	10/21/2014			SITE ENGINEERING, INC.	S	PAVEMENT REPAIRS AT FORT ARMSTRONG	ONGOING	Y
TRN301	B	as billed	O	\$ 397,000.00	\$ 397,000.00	11/3/2014			INDEX BUILDERS, INC.	S	REPAIR ROOF & GUTTER SYSTEM AT PIER 2	ONGOING	Y
TRN301	B	as billed	O	\$ 125,000.00	\$ 125,000.00	11/6/2014			TED'S WIRING SERVICE, LTD.	S	LIGHTING REPAIRS AT PIERS 24-28, HONO	ONGOING	Y
TRN395	B	as billed	O	\$ 1,000,000.00	\$ 1,000,000.00	11/6/2014			EKNA SERVICES, INC.	S	STATEWIDE COMMERCIAL HARBORS PLAN	ONGOING	Y
TRN395	B	as billed	O	\$ 200,000.00	\$ 200,000.00	11/7/2014			MKE ASSOCIATES LLC	S	SPECIAL MAINTENANCE PROJECTS REQUIR	ONGOING	Y
TRN395	B	as billed	O	\$ 101,247.00	\$ 101,247.00	11/20/2014			ISLANDWIDE FENCING, INC	S	CONSTRUCTION OF SOUTH BASIN PERIME	ONGOING	Y
TRN395	N	as billed	O	\$ 303,741.00	\$ 303,741.00	11/20/2014			ISLANDWIDE FENCING, INC	S	CONSTRUCTION OF SOUTH BASIN PERIME	ONGOING	Y

Department of Transportation-Harbors Division  
FY15 Appropriation Status

Table 21

Act/Year	Dept	ProgID	SeqNo	Description	Comments	MOF	FY15 Appropriation			Amount used as of December 1			Comments
							Temp Pos.	Perm. Pos.	Amount	Temp Pos.	Perm. Pos.	Amount	
Act134/13	TRN	TRN301	90001	EXECUTIVE REQUEST: ADD FUNDS FOR SPECIAL REPAIRS AND MAINTENANCE.	LEGISLATURE CONCURS.	B		-	7,810,000			1,260,900	Status of appropriation is ongoing. Funds are being used for purposes described. The majority of projects are undertaken in the 3rd and 4th fiscal quarters.
Act122/14	TRN	TRN301	100001	SUPPLEMENTAL REQUEST: ADD FUNDS FOR AERIAL BUCKET TRUCK.	LEGISLATURE CONCURS.  DETAIL OF GOVERNOR'S REQUEST: (1) BUCKET TRUCK (163,000)  NON-RECURRING.	B		-	163,000			-	Preparing documents for budget execution approvals, draft specs to be prepared. Expenditure planned for purchase in 3rd fiscal quarter.
Act122/14	TRN	TRN301	101001	SUPPLEMENTAL REQUEST: ADD FUNDS FOR DRY-DOCK SERVICES FOR STATE FIREBOAT.	LEGISLATURE CONCURS.  DETAIL OF GOVERNOR'S REQUEST: PERSONAL SERVICES RENDERED BY OTHERS (500,000)  NON-RECURRING.	B		-	500,000			-	Request for procurement of Marine Surveyor to prepare dry-dock scope of work has been submitted. Deputy Director limited repairs to hull only. Extent of dry dock repairs will be reviewed with new administration.
Act122/14	TRN	TRN301	102001	SUPPLEMENTAL REQUEST: ADD FUNDS FOR DUMPING FLATBED TRUCK.	LEGISLATURE CONCURS.  DETAIL OF GOVERNOR'S REQUEST: (1) DUMPING FLATBED TRUCK (125,000)  NON-RECURRING.	B		-	125,000			-	Preparing documents for budget execution approvals, draft specs to be prepared. Expenditure planned for purchase in 2nd fiscal quarter moved to 3rd fiscal quarter.
Act122/14	TRN	TRN301	103001	SUPPLEMENTAL REQUEST: ADD FUNDS FOR HARBOR POLICE VEHICLES.	LEGISLATURE CONCURS.  DETAIL OF GOVERNOR'S REQUEST: (4) FULL SIZE SPORTS UTILITY (34,920 EACH) (4) POLICE PACKAGE/LIGHTS (15,707 EACH)  NON-RECURRING.	B		-	202,508			-	Received Budget Execution approvals, draft specs have been prepared. Expenditure planned for purchase in 2nd fiscal quarter moved to 3rd fiscal quarter.
Act122/14	TRN	TRN301	104001	SUPPLEMENTAL REQUEST: ADD FUNDS FOR ROLL OFF TRUCK.	LEGISLATURE CONCURS.  DETAIL OF GOVERNOR'S REQUEST: (1) ROLL OFF TRUCK (200,000)  NON-RECURRING.	B		-	200,000			-	Received Budget Execution approvals, draft specs have been prepared. Expenditure planned for purchase in 2nd fiscal quarter moved to 3rd fiscal quarter.
Act122/14	TRN	TRN301	105001	SUPPLEMENTAL REQUEST: ADD FUNDS FOR STORM DRAIN CLEANING SERVICES.	LEGISLATURE CONCURS.  DETAIL OF GOVERNOR'S REQUEST: PERSONAL SERVICES RENDERED BY OTHERS (1,000,000)  \$500,000 NON-RECURRING.	B		-	1,000,000			-	Bids were opened on December 4. Recommendation for award is pending. Contract projected to be executed during 3rd fiscal quarter.
Act134/13	TRN	TRN303	90001	EXECUTIVE REQUEST: ADD FUNDS FOR SPECIAL REPAIRS AND MAINTENANCE.	LEGISLATURE CONCURS.	B		-	610,000			1,280	Status of appropriation is ongoing. Funds are being used for purposes described. The majority of projects are undertaken in the 3rd and 4th fiscal quarters.
Act122/14	TRN	TRN303	100001	SUPPLEMENTAL REQUEST: ADD FUNDS FOR STORM DRAIN CLEANING SERVICES.	LEGISLATURE CONCURS.  DETAIL OF GOVERNOR'S REQUEST: PERSONAL SERVICES RENDERED BY OTHERS (500,000)  \$250,000 NON-RECURRING.	B		-	500,000			-	Bids were opened on December 4. Recommendation for award is pending. Contract projected to be executed during 3rd fiscal quarter.

Department of Transportation-Harbors Division  
FY15 Appropriation Status

Table 21

Act/Year	Dept	ProgID	SeqNo	Description	Comments	MOF	FY15 Appropriation			Amount used as of December 1			Comments
							Temp Pos.	Perm. Pos.	Amount	Temp Pos.	Perm. Pos.	Amount	
Act134/13	TRN	TRN311	90001	EXECUTIVE REQUEST: ADD FUNDS FOR SPECIAL REPAIRS AND MAINTENANCE.	LEGISLATURE CONCURS.	B		-	1,150,000			9,765	Status of appropriation is ongoing. Funds are being used for purposes described. The majority of projects are undertaken in the 3rd and 4th fiscal quarters.
Act134/13	TRN	TRN311	95001	EXECUTIVE REQUEST: ADD FUNDS FOR SECURITY SERVICES AT HILO HARBOR.	LEGISLATURE CONCURS.	B		-	30,000			-	Passenger ship season has started. Experiencing cancellations in ship's port of calls. Will monitor use of additional funds.
Act122/14	TRN	TRN311	100001	SUPPLEMENTAL REQUEST: ADD FUNDS FOR POLLUTION CONTROL, STORM WATER COMPLIANCE, AND DRAINAGE MAINTENANCE.	LEGISLATURE CONCURS.  DETAIL OF GOVERNOR'S REQUEST: ENVIRONMENTAL SERVICES (10,000) ENVIRONMENTAL SUPPLIES (5,000)	B		-	15,000			-	Will expend to resupply drain filters with FY 15 funds as filters procured and installed with FY 14 funds are disposed and replaced. Preparing budget execution approvals for services, draft specs to be prepared. Environmental services to be contracted.
Act122/14	TRN	TRN311	101001	SUPPLEMENTAL REQUEST: ADD FUNDS FOR 80 FOOT MANLIFT EQUIPMENT RENTAL.	LEGISLATURE CONCURS.  DETAIL OF GOVERNOR'S REQUEST: OTHER EQUIPMENT RENTAL (12,360)	B		-	12,360			-	Experiencing difficulty in procuring electrical firm to change fuses and ballast in support of District personnel changing light bulbs.
Act122/14	TRN	TRN311	102001	SUPPLEMENTAL REQUEST: ADD FUNDS FOR PICK-UP TRUCK.	LEGISLATURE CONCURS.  DETAIL OF GOVERNOR'S REQUEST: (1) TRUCK (26,580)  NON-RECURRING.	B		-	26,580			22,717	Bids were opened and awaiting delivery of pick up truck.
Act122/14	TRN	TRN311	103001	SUPPLEMENTAL REQUEST: ADD FUNDS FOR MAINTENANCE OF WATERSIDE SURVEILLANCE CAMERAS.	LEGISLATURE CONCURS.  DETAIL OF GOVERNOR'S REQUEST: PERSONAL SERVICES RENDERED BY OTHERS (20,000)	B		-	20,000			-	Received Budget Execution approvals, draft specs are being prepared. System warranties expire during June 2015.
Act122/14	TRN	TRN311	104001	SUPPLEMENTAL REQUEST: ADD FUNDS FOR THE REMOVAL AND DISPOSAL OF USED TIRES.	LEGISLATURE DOES NOT CONCUR.  DESIGNATE AS "NON-RECURRING."  DETAIL OF ADJUSTED GOVERNOR'S REQUEST: PERSONAL SERVICES RENDERED BY OTHERS (15,000)  NON-RECURRING.	B		-	15,000			-	Preparing documents for budget execution approvals, draft specs to be prepared. Plan to procure in the 4th fiscal quarter.
Act122/14	TRN	TRN311	105001	SUPPLEMENTAL REQUEST: ADD FUNDS FOR WATER.	LEGISLATURE CONCURS.  DETAIL OF GOVERNOR'S REQUEST: WATER (20,000)	B		-	20,000			-	Passenger ship season has started. Experiencing cancellations in ship's port of calls. Will monitor use of additional funds.
Act134/13	TRN	TRN313	90001	EXECUTIVE REQUEST: ADD FUNDS FOR SPECIAL REPAIRS AND MAINTENANCE.	LEGISLATURE CONCURS.	B		-	615,000			-	Status of appropriation is ongoing. Funds are being used for purposes described. The majority of projects are undertaken in the 3rd and 4th fiscal quarters.
Act134/13	TRN	TRN313	92001	EXECUTIVE REQUEST: ADD FUNDS FOR SECURITY SERVICES AT KAWAIHAE HARBOR.	LEGISLATURE CONCURS.	B		-	60,000			10,306	Funds to December has encumbers \$10,306 for security services.
Act122/14	TRN	TRN313	100001	SUPPLEMENTAL REQUEST: ADD FUNDS FOR POLLUTION CONTROL, STORM WATER COMPLIANCE, AND DRAINAGE MAINTENANCE.	LEGISLATURE CONCURS.  DETAIL OF GOVERNOR'S REQUEST: ENVIRONMENTAL SERVICES (10,000) ENVIRONMENTAL SUPPLIES (5,000)	B		-	15,000			-	Will expend to resupply drain filters with FY 15 funds as filters procured and installed with FY 14 funds are disposed and replaced. Preparing budget execution approvals for services, draft specs to be prepared. Environmental services to be contracted.

Department of Transportation-Harbors Division  
FY15 Appropriation Status

Table 21

Act/Year	Dept	ProgID	SeqNo	Description	Comments	MOF	FY15 Appropriation			Amount used as of December 1			Comments
							Temp Pos.	Perm. Pos.	Amount	Temp Pos.	Perm. Pos.	Amount	
Act122/14	TRN	TRN313	101001	SUPPLEMENTAL REQUEST: ADD FUNDS FOR 80 FOOT MANLIFT EQUIPMENT RENTAL.	LEGISLATURE CONCURS.  DETAIL OF GOVERNOR'S REQUEST: OTHER EQUIPMENT RENTAL (12,360)	B		-	12,360			-	Experiencing difficulty in procuring electrical firm to change fuses and ballast in support of District personnel changing light bulbs.
Act122/14	TRN	TRN313	102001	SUPPLEMENTAL REQUEST: ADD FUNDS FOR MAINTENANCE OF WATERSIDE SURVEILLANCE CAMERAS.	LEGISLATURE CONCURS.  DETAIL OF GOVERNOR'S REQUEST: PERSONAL SERVICES RENDERED BY OTHERS (20,000)	B		-	20,000			-	Received Budget Execution approvals, draft specs are being prepared. System warranties expire during June 2015.
Act122/14	TRN	TRN313	103001	SUPPLEMENTAL REQUEST: ADD FUNDS FOR THE REMOVAL AND DISPOSAL OF USED TIRES.	LEGISLATURE DOES NOT CONCUR.  DESIGNATE AS "NON-RECURRING."  DETAIL OF ADJUSTED GOVERNOR'S REQUEST: PERSONAL SERVICES RENDERED BY OTHERS (34,000)  NON-RECURRING.	B		-	34,000			-	Preparing documents for budget execution approvals, draft specs to be prepared. Plan to procure in the 4th fiscal quarter.
Act134/13	TRN	TRN331	90001	EXECUTIVE REQUEST: ADD FUNDS FOR SPECIAL REPAIRS AND MAINTENANCE.	LEGISLATURE CONCURS.	B		-	1,335,000			-	Status of appropriation is ongoing. Funds are being used for purposes described. The majority of projects are undertaken in the 3rd and 4th fiscal quarters.
Act134/13	TRN	TRN331	92001	EXECUTIVE REQUEST: ADD FUNDS FOR SECURITY SERVICES AT KAHULUI HARBOR.	LEGISLATURE CONCURS.	B		-	100,000			-	Foreign passenger ship season continues with additional security measures in place. Will continue use of additional funds for weekly domestic passenger ship (NCL).
Act122/14	TRN	TRN331	100001	SUPPLEMENTAL REQUEST: ADD FUNDS FOR POLLUTION CONTROL, STORM WATER COMPLIANCE, AND DRAINAGE MAINTENANCE.	LEGISLATURE CONCURS.  DETAIL OF GOVERNOR'S REQUEST: ENVIRONMENTAL SERVICES (10,000) ENVIRONMENTAL SUPPLIES (5,000)	B		-	15,000			-	Will expend to resupply drain filters with FY 15 funds in 3rd and 4th fiscal quarters of FY 15 as filters procured and installed with FY 14 funds are disposed and replaced. Preparing budget execution approvals for services, draft specs to be prepared. Environmental services to be contracted.
Act122/14	TRN	TRN331	101001	SUPPLEMENTAL REQUEST: ADD FUNDS FOR SECURITY SERVICES.	LEGISLATURE CONCURS.  DETAIL OF GOVERNOR'S REQUEST: PERSONAL SERVICES RENDERED BY OTHERS (120,000)	B		-	120,000			-	Foreign passenger ship season continues with additional security measures in place. Will continue use of additional funds for weekly domestic passenger ship (NCL).
Act122/14	TRN	TRN331	102001	SUPPLEMENTAL REQUEST: ADD FUNDS FOR MAINTENANCE OF WATERSIDE SURVEILLANCE CAMERAS.	LEGISLATURE CONCURS.  DETAIL OF GOVERNOR'S REQUEST: PERSONAL SERVICES RENDERED BY OTHERS (20,000)	B		-	20,000			-	Received Budget Execution approvals, draft specs are being prepared. System warranties expired during June 2014.
Act134/13	TRN	TRN333	90001	EXECUTIVE REQUEST: ADD FUNDS FOR SPECIAL REPAIRS AND MAINTENANCE.	LEGISLATURE CONCURS.	B		-	30,000			-	Status of appropriation is ongoing. Funds are being used for purposes described. The majority of projects are undertaken in the 3rd and 4th fiscal quarters.
Act134/13	TRN	TRN341	90001	EXECUTIVE REQUEST: ADD FUNDS FOR SPECIAL REPAIRS AND MAINTENANCE.	LEGISLATURE CONCURS.	B		-	465,000			31,220	Status of appropriation is ongoing. Funds are being used for purposes described. The majority of projects are undertaken in the 3rd and 4th fiscal quarters.
Act134/13	TRN	TRN351	90001	EXECUTIVE REQUEST: ADD FUNDS FOR SPECIAL REPAIRS AND MAINTENANCE.	LEGISLATURE CONCURS.	B		-	250,000			240,000	Status of appropriation is ongoing. Funds are being used for purposes described. The majority of projects are undertaken in the 3rd and 4th fiscal quarters.

Department of Transportation-Harbors Division  
FY15 Appropriation Status

Table 21

Act/Year	Dept	ProgID	SeqNo	Description	Comments	MOF	FY15 Appropriation			Amount used as of December 1			Comments
							Temp Pos.	Perm. Pos.	Amount	Temp Pos.	Perm. Pos.	Amount	
Act134/13	TRN	TRN361	90001	EXECUTIVE REQUEST: ADD FUNDS FOR SPECIAL REPAIRS AND MAINTENANCE.	LEGISLATURE CONCURS.	B		-	1,030,000			-	Status of appropriation is ongoing. Funds are being used for purposes described. The majority of projects are undertaken in the 3rd and 4th fiscal quarters.
Act122/14	TRN	TRN361	100001	SUPPLEMENTAL REQUEST: ADD FUNDS FOR POLLUTION CONTROL, STORM WATER COMPLIANCE, AND DRAINAGE MAINTENANCE.	LEGISLATURE CONCURS.  DETAIL OF GOVERNOR'S REQUEST: ENVIRONMENTAL SERVICES (10,000) ENVIRONMENTAL SUPPLIES (5,000)	B		-	15,000			1,200	\$1,200 Expended. 16 drain filters procured and installed. Environmental services yet to be contracted.
Act122/14	TRN	TRN361	101001	SUPPLEMENTAL REQUEST: ADD FUNDS FOR 80 FOOT MANLIFT EQUIPMENT RENTAL.	LEGISLATURE CONCURS.  DETAIL OF GOVERNOR'S REQUEST: OTHER EQUIPMENT RENTAL (12,360)	B		-	12,360			-	The schedule of two Special Maintenance Projects were advanced to 2nd fiscal quarter to repair light fixtures in progress deferring rentals to replace light bulbs to as needed basis.
Act122/14	TRN	TRN361	102001	SUPPLEMENTAL REQUEST: ADD FUNDS FOR MAINTENANCE OF WATERSIDE SURVEILLANCE CAMERAS.	LEGISLATURE CONCURS.  DETAIL OF GOVERNOR'S REQUEST: PERSONAL SERVICES RENDERED BY OTHERS (20,000)	B		-	20,000			-	Monies not expended yet. Request to procure services presently being prepared.
Act134/13	TRN	TRN363	90001	EXECUTIVE REQUEST: ADD FUNDS FOR SPECIAL REPAIRS AND MAINTENANCE.	LEGISLATURE CONCURS.	B		-	265,000			-	Status of appropriation is ongoing. Funds are being used for purposes described. The majority of projects are undertaken in the 3rd and 4th fiscal quarters.
Act122/14	TRN	TRN363	100001	SUPPLEMENTAL REQUEST: ADD FUNDS FOR MAINTENANCE OF WATERSIDE SURVEILLANCE CAMERAS.	LEGISLATURE CONCURS.  DETAIL OF GOVERNOR'S REQUEST: PERSONAL SERVICES RENDERED BY OTHERS (15,000)	B		-	15,000			-	Received Budget Execution approvals, draft specs are being prepared. System warranties expire during April 2015.
Act134/13	TRN	TRN395	90001	EXECUTIVE REQUEST: ADD FUNDS FOR (1) POSITION IN HARBORS ADMINISTRATION.	LEGISLATURE CONCURS. DETAIL OF GOVERNOR'S REQUEST: (1)ENGINEER IV SR24 PAY DIFFERENTIAL (#28530; 20,100) OTHER PERSONAL SERVICES (13,668) FRINGE BENEFITS (8,450)  SEE TRN395 SEQ. NO. 11-001.	B		-	42,218			-	Reorganization in process; classification action to establish position will follow upon approval.
Act122/14	TRN	TRN395	100001	SUPPLEMENTAL REQUEST: ADD FUNDS FOR DEBT SERVICE FOR HARBOR REVENUE BONDS.	LEGISLATURE CONCURS.  ADDITIONAL FUNDS REQUESTED FOR PARTIAL DEBT SERVICE COSTS IN FISCAL YEAR 2015. DETAIL OF GOVERNOR'S REQUEST: DEBT SERVICE (3,632,000)	B		-	3,632,000			-	Bond issuance schedule has been pushed to FY 2016 due to possible phasing of development.
Act134/13	TRN	TRN395	100001	EXECUTIVE REQUEST: ADD FUNDS FOR DEBT SERVICE FOR HARBOR REVENUE BONDS.	LEGISLATURE CONCURS. DETAIL OF GOVERNOR'S REQUEST: INTEREST ON REVENUE BONDS (FY14: 18,545,123; FY15: 17,925,220) PRINCIPAL ON REVENUE BONDS (FY14: 13,177,500; FY15: 13,845,000)	B		-	31,770,220			13,088,682	



Department of Transportation-Harbors Division  
FY15 Appropriation Status

Table 21

Act/Year	Dept	ProgID	SeqNo	Description	Comments	MOF	FY15 Appropriation			Amount used as of December 1			Comments
							Temp Pos.	Perm. Pos.	Amount	Temp Pos.	Perm. Pos.	Amount	
Act122/14	TRN	TRN395	101001	SUPPLEMENTAL REQUEST: ADD (1) POSITION AND FUNDS FOR ENVIRONMENTAL SECTION.	LEGISLATURE DOES NOT CONCUR.  ADD \$31,212 FOR 12-MONTH SALARY, \$16,206 FOR FRINGE BENEFITS, AND \$7,338 FOR DIFFERENTIAL.  FOR ENVIRONMENTAL COMPLIANCE, MANAGEMENT, REMEDIATION, AND OTHER DUTIES. DETAIL OF ADJUSTED GOVERNOR'S REQUEST: (1) ENGINEER VI SR28 (#95305D; 62,424) FRINGE BENEFITS (32,412) DIFFERENTIAL (14,676) COMPUTER, PRINTER, DESK, CHAIR (1,500)  \$1,500 NON-RECURRING.	B		1.00	111,012			-	Reorganization in process; classification action to establish position will follow upon approval.
Act134/13	TRN	TRN395	101001	EXECUTIVE REQUEST: ADD FUNDS FOR DEBT SERVICE FOR REIMBURSABLE GENERAL OBLIGATION BONDS.	LEGISLATURE CONCURS. DETAIL OF GOVERNOR'S REQUEST: INTEREST ON GENERAL OBLIGATION REIMBURSABLE BONDS (FY14: 1,623,176; FY15: 1,536,820) PRINCIPAL ON GENERAL OBLIGATION REIMBURSABLE BONDS (FY14: 1,757,503; FY15: 1,844,233)	B		-	3,381,053			768,410	
Act122/14	TRN	TRN395	102001	SUPPLEMENTAL REQUEST: ADD FUNDS FOR ENVIRONMENTAL PROTECTION AGENCY CIVIL PENALTIES.	LEGISLATURE CONCURS.  FOR ANTICIPATED CONSENT DECREE. DETAIL OF GOVERNOR'S REQUEST: CIVIL PENALTIES (1,300,000)  NON-RECURRING.	B		-	1,300,000			1,200,319	\$600,000 plus \$159.50 interest paid to U.S. Dept of Justice; same amount also paid to Hawaii Dept of Health following the entering of the consent decree by the courts on November 5, 2014.
Act122/14	TRN	TRN395	103001	SUPPLEMENTAL REQUEST: ADD (1) POSITION AND FUNDS FOR PLANNING SECTION, SHORT-RANGE PLANNING UNIT.	LEGISLATURE DOES NOT CONCUR.  ADD \$20,532 FOR 12-MONTH SALARY AND \$8,632 FOR FRINGE BENEFITS.  FOR GEOGRAPHIC INFORMATION SYSTEM DEVELOPMENT, ENVIRONMENTAL REVIEW, AND OTHER DUTIES IN SHORT-RANGE PLANNING UNIT. DETAIL OF ADJUSTED GOVERNOR'S REQUEST: (1) ENGINEER TECHNICIAN VII SR19 (#95306D; 41,064) FRINGE BENEFITS (17,264) COMPUTER, PRINTER, DESK, CHAIR (1,500)  \$1,500 NON-RECURRING.	B		1.00	59,828			-	Reorganization in process; classification action to establish position will follow upon approval.

Department of Transportation-Harbors Division  
FY15 Appropriation Status

Table 21

Act/Year	Dept	ProgID	SeqNo	Description	Comments	MOF	FY15 Appropriation			Amount used as of December 1			Comments
							Temp Pos.	Perm. Pos.	Amount	Temp Pos.	Perm. Pos.	Amount	
Act122/14	TRN	TRN395	104001	SUPPLEMENTAL REQUEST: ADD (1) POSITION AND FUNDS FOR PLANNING SECTION, SHORT-RANGE PLANNING UNIT.	LEGISLATURE DOES NOT CONCUR.  ADD \$25,656 FOR 12-MONTH SALARY AND \$10,786 FOR FRINGE BENEFITS.  FOR GEOGRAPHIC INFORMATION SYSTEM DEVELOPMENT, ENVIRONMENTAL REVIEW, AND OTHER DUTIES IN SHORT-RANGE PLANNING UNIT. DETAIL OF ADJUSTED GOVERNOR'S REQUEST: (1) PLANNER V SR24 (#95304D; 51,312) FRINGE BENEFITS (21,572) COMPUTER, PRINTER, DESK, CHAIR (1,500)  \$1,500 NON-RECURRING.	B		1.00	74,384			-	Reorganization in process; classification action to establish position will follow upon approval.
Act122/14	TRN	TRN395	105001	SUPPLEMENTAL REQUEST: ADD (1) POSITION AND FUNDS FOR PLANNING SECTION, SHORT-RANGE PLANNING UNIT.	LEGISLATURE DOES NOT CONCUR.  ADD \$27,750 FOR 12-MONTH SALARY AND \$11,666 FOR FRINGE BENEFITS.  TO HEAD SHORT-RANGE PLANNING UNIT. DETAIL OF ADJUSTED GOVERNOR'S REQUEST: (1) PLANNER VI SR26 (#95303D; 55,500) FRINGE BENEFITS (23,332) COMPUTER, PRINTER, DESK, CHAIR (1,500)  \$1,500 NON-RECURRING.	B		1.00	80,332			-	Reorganization in process; classification action to establish position will follow upon approval.
Act122/14	TRN	TRN395	106001	SUPPLEMENTAL REQUEST: ADD (2) POSITIONS AND FUNDS FOR PROPERTY MANAGEMENT.	LEGISLATURE DOES NOT CONCUR.  ADD \$45,576 FOR 12-MONTH SALARY AND \$19,160 FOR FRINGE BENEFITS.  DETAIL OF ADJUSTED GOVERNOR'S REQUEST: (2) PROPERTY MANAGER IV SR22 (#95301D, #95302D; 45,576 EACH) FRINGE BENEFITS (38,320) COMPUTER, PRINTER, DESK, CHAIR (3,000)  \$3,000 NON-RECURRING.	B		2.00	132,472			-	Reorganization in process; classification action to establish position will follow upon approval.

Department of Transportation-Harbors Division  
 FY15 Appropriation Status

Table 21

Act/Year	Dept	ProgID	SeqNo	Description	Comments	MOF	FY15 Appropriation			Amount used as of December 1			Comments
							Temp Pos.	Perm. Pos.	Amount	Temp Pos.	Perm. Pos.	Amount	
Act122/14	TRN	TRN395	107001	SUPPLEMENTAL REQUEST: ADD FUNDS FOR STATEWIDE GEOGRAPHIC INFORMATION SYSTEM.	LEGISLATURE CONCURS.  GEOGRAPHIC INFORMATION SYSTEM FOR HARBORS DIVISION TO ANALYZE, MANAGE, PRESENT, AND DISSEMINATE DATA THAT WILL ADDRESS VARIOUS ADMINISTRATIVE, FISCAL, OPERATIONAL, AND ENGINEERING ISSUES INCLUDING ENVIRONMENTAL COMPLIANCE, PROPERTY MANAGEMENT, FACILITIES MAINTENANCE, PRE-ENGINEERING PREPARATION, AND EMERGENCY RESPONSE. DETAIL OF GOVERNOR'S REQUEST: INSTALLATION/MAINTENANCE (46,000) GEOGRAPHIC INFORMATION SYSTEM ENVIRONMENTAL SERVICES (401,000) SERVERS (10,000) SOFTWARE/LICENSES (37,000) HARDWARE (6,000)  \$467,000 NON-RECURRING.	B		-	500,000			-	The DOT Harbors Division continues to work towards compliance with their Consent Decree to establish a GIS and related AMS systems to avoid stipulated penalties by the U.S. Department of Justice and US EPA. As of December 10, 2014, four (4) tablet personal computers and protective accessories have been procured for GIS beta-testing. Additional recurring funds are anticipated to be used to fund a Cloud based operating concept which was approved by the OMIT office. \$5,307 encumbered for initial equipment for GIS based beta testing. Division is working with the Army Corp of Engineers to complete an implementation plan; funds will be expended to procure software, hardware and services accordingly.

Department of Transportation-Harbors Division  
Capital Improvements Program (CIP) Requests

Table 22

<u>Prog ID</u>	<u>Prog ID</u> <u>Priority</u>	<u>Dept- Wide</u> <u>Priority</u>	<u>Senate</u> <u>District</u>	<u>Rep.</u> <u>District</u>	<u>Project Title</u>	<u>MOF</u>	<u>FY16 \$\$\$</u>	<u>FY17 \$\$\$</u>
TRN395	1		00	000	NDWP HARBORS DIVISION CAPITAL IMPROVEMENT PROGRAM STAFF COSTS, STATEWIDE	E	\$ 1,735,000	\$ 1,735,000
TRN301	1		15	29	NDWP-KAPALAMA MILITARY RESERVATION IMPROVEMENTS, HONOLULU HARBOR, OAHU	E	\$ 250,000,000	\$ -
TRN303	1		21	43	FUEL PIER FACILITY IMPROVEMENTS, KALAELOA BARBERS POINT HARBOR, OAHU	E	\$ 4,000,000	\$ 50,000,000
TRN395	2		00	000	COMMERCIAL HARBOR FACILITY IMPROVEMENTS, STATEWIDE	E	\$ 8,500,000	\$ 8,500,000
TRN331	1		04	009	NDWP-KAHULUI HARBOR LAND ACQUISITION AND IMPROVEMENTS, MAUI	E	\$ 17,000,000	\$ -
TRN331	2		05	009	KAHULUI HARBOR IMPROVEMENTS, MAUI	E	\$ 10,500,000	\$ 10,500,000
TRN311	1		01	002	HILO HARBOR MODIFICATIONS, HAWAII	B	\$ 925,000	\$ 500,000
TRN395	3		00	000	SECURITY IMPROVEMENTS AT COMMERCIAL HARBORS, STATEWIDE	B	\$ 500,000	\$ 500,000
TRN395	4		00	000	HARBOR PLANNING, STATEWIDE	B	\$ 750,000	\$ 750,000
TRN395	5		00	000	ARCHITECTURAL AND ENGINEERING SUPPORT, STATEWIDE	B	\$ 400,000	\$ 400,000
TRN395	6		00	000	CONSTRUCTION MANAGEMENT SUPPORT, STATEWIDE	B	\$ 500,000	\$ 500,000
TRN395	7		00	000	NDWP CONSTRUCTION MANAGEMENT SUPPORT, STATEWIDE	E	\$ 5,000,000	\$ 5,000,000
TRN395	8		00	000	ENVIRONMENTAL REMEDIATION OF COMMERCIAL HARBOR FACILITIES, STATEWIDE	B	\$ 1,500,000	\$ 1,500,000

Department of Transportation-Harbors Division  
CIP Lapses

Table 23

<u>Prog ID</u>	<u>Act/Year of Appropriation</u>	<u>Project Title</u>	<u>MOF</u>	<u>Amount \$\$\$\$</u>	<u>Reason</u>
		None			

Department of Transportation-Harbors Division  
 Division Resources

Table 24

<u>Division</u>	<u>Associated Program IDs</u>					
Harbors Division	TRN 301/CC	Honolulu Harbor				
Harbors Division	TRN 303/CC	Kalaeloa Barbers Point Harbor				
Harbors Division	TRN 311/CD	Hilo Harbor				
Harbors Division	TRN 313/CD	Kawaihae Harbor				
Harbors Division	TRN 331/CF	Kahului Harbor				
Harbors Division	TRN 333/CF	Hana Harbor				
Harbors Division	TRN 341/CF	Kaunakakai Harbor				
Harbors Division	TRN 351/CF	Kaumalapau Harbor				
Harbors Division	TRN 361/CG	Nawiliwili Harbor				
Harbors Division	TRN 363/CG	Port Allen Harbor				
Harbors Division	TRN 395/CB	Harbors Administration				

Department of Transportation-Harbors Division  
 Program ID Sub-Organizations

Table 25

<u>Program ID</u>	<u>Sub-Org Code</u>	<u>Name</u>	<u>Objective</u>
TRN 301	CC	Honolulu Harbor	To facilitate the rapid, safe and economical movement of people and goods into, within, and out of the State by providing and operating harbor facilities and supporting services at the commercial harbors.
TRN 303	CC	Kalaeloa Barbers Point Harbor	
TRN 311	CD	Hilo Harbor	
TRN 313	CD	Kawaihae Harbor	
TRN 331	CF	Kahului Harbor	
TRN 333	CF	Hana Harbor	
TRN 341	CF	Kaunakakai Harbor	
TRN 351	CF	Kaumalapau Harbor	
TRN 361	CG	Nawiliwili Harbor	
TRN 363	CG	Port Allen Harbor	
TRN 395	CB	Harbors Administration	To provide program leadership, engineering services and administrative staff support services for the commercial harbors system.

Department of Transportation-Harbors Division  
Organization Changes

Table 26

<u>Year of Change</u> <u>FY15/FY16</u>	<u>Page</u> <u>Number</u>	<u>Description of Change</u>
FY15	7	Planning Section proposed reorganization to create a Short-Range Planning Unit for implementation of a GIS to address Consent Decree requirements is in process
FY15	7	Environmental Section proposed reorganization to include new position to address Consent Decree requirements is in process
FY15	4	Property Management Section proposed reorganization to include new positions to address Consent Decree requirements is in process



**DEPARTMENT OF TRANSPORTATION  
HIGHWAYS DIVISION**

**LAND TRANSPORTATION FACILITIES AND SERVICES**

**I. MISSION STATEMENT**

To provide a safe, efficient, and accessible highway system through the utilization of available resources in the maintenance, enhancement and support of land transportation facilities that ensures the mobility of people and goods, and enhances and/or preserves economic prosperity and the quality of life.

**II. ECONOMIC & FISCAL CONDITIONS**

Actual revenues collected and deposited into the State Highway Fund may vary from projections due to fluctuating economic conditions, changes by the Legislature in the laws governing the pledged user taxes and other variables affecting revenues. FY 2014 revenues collected had decreased by \$694,000 (-0.3%) from FY 2013, which was primarily due to a decrease in rental car surcharge collections. Future revenues collected for the State Highway Fund are projected to grow at an average of approximately one percent (1.0%).

The economic and fiscal condition continues to have an impact on our division's operations and the delivery of our services.

The future revenue growth for the State Highway Fund is projected to be relatively flat. Existing motor vehicle fuel taxes will become a less effective way to fund public highways in the future because new vehicles will offer greater fuel-efficiencies and operate with alternative fuel sources. Additionally, State wide fuel consumption will not grow in proportion to costs of highway maintenance and will not reflect public demand for highway improvements.

Special Maintenance Program (SMP): Due to revenue limitations in recent years, the division has had to fund the special maintenance program at levels below those needed to adequately support system preservation. Also due to the escalating cost of asphalt concrete, the division has had to scale back on the size of projects as well as having to defer projects to later years to maintain budget limitations. These reductions in project limits (size) and deferral of necessary work creates a backlog of projects that still needs to be implemented to achieve an adequate system that is in a state of good repair. Once an adequate system is achieved, it will further take approximately \$86 million in SMP funding annually to maintain such a system of good repair.

The SMP budget is \$70.9 million in FY 2016 and FY 2017. The SMP budget is based on the current economic conditions and the estimated collection of State Highway Fund

## Revenues.

The current highways special maintenance resurfacing projects include the following:

### On Oahu:

1. Middle Street Pavement Reconstruction, North King St to Kamehameha Hwy – Construction to begin early 2015;
2. Liliha Street Rehabilitation, North King St to School St – Construction to begin in 2015;
3. Vineyard Boulevard Resurfacing, Vicinity of Palama Street to End of H-1 On- and Off-Ramps – Construction is on-going;

### On Hawaii:

1. Hawaii Belt Road Resurfacing, Pepeekeo to Hakalau – Construction is on-going;

### On Maui:

1. Route 311 Mokulele Highway, Pavement Preventive Maintenance, Kuihelani Highway to Maui Humane Society – Construction to begin in early 2015;
2. Main Street Resurfacing, High St. to Kaahumanu Ave, & Kaahumanu Ave. Resurfacing, Main St. to Hobron Ave. – Construction to begin in 2015;

### On Molokai:

1. Kamehameha V Highway Resurfacing, Kaunakakai to Kamiloloa Bridge and Vicinity of Makakupaia Bridge to Kapuokoolau – Construction to begin early 2015;

### On Kauai:

1. Kaumualii Highway Resurfacing - Phase III, Vicinity of Mana to Waimea Canyon Drive - Construction to begin in early 2015;
2. Kaumualii Highway Resurfacing, Kipu Road to Huleia Bridge - Construction to begin in early 2015;

CIP: Changes in the State's economic climate have not significantly revised our Highways Division CIP program. Because most CIP projects are funded with revenue bonds, economic conditions do not immediately affect the program, still targeting \$40 million per year in revenue bonds on average. The division continues to leverage Federal monies with State funds at the same matching rates as in the past. Reasonable bids continue to be received due to a fair level of competition, which allows the Department to continue to put out projects in order to pursue its goal of providing a safe, efficient, and accessible highway system through projects such as the following which have been recently bid, begun, or completed:

### On Oahu:

1. Kapolei Interchange, Phase 2 – Estimated to be advertised for construction in the spring of 2015;

2. Farrington Highway Intersection Improvements at Nanakuli Avenue & Haleakala Avenue – Construction was authorized to begin on November 10, 2014, with estimated completion in May, 2016;
3. H-1, Airport Viaduct Improvements – Construction was authorized to begin on April 4, 2014, with estimated completion in August, 2015;
4. Kamehameha Highway Safety Improvements, Vicinity of Waikane Valley Road to Pohuehue Road – Estimated construction advertisement in fiscal year 2015;
5. Pali Highway Resurfacing, Waokanaka Street to Kamehameha Highway, and Pali Highway Lighting, Vineyard Boulevard to Kamehameha Highway – To be advertised in the summer of 2015.

On Hawaii:

1. Keaau-Paho Road Shoulder Lane Conversion – Construction was authorized to begin on July 8, 2013, with estimated completion in June, 2015;
2. Queen Kaahumanu Highway Intersection Improvements at Kawaihae Road – Estimated construction advertisement in fiscal year 2015;
3. Hawaii Belt Road, Rehabilitation of Umauma Stream Bridge – Construction is ongoing.

On Maui:

1. Haleakala Highway Intersection Improvements at Kula Highway – Construction awarded in September, 2014;
2. Honoapiilani Highway, Shoreline Improvements, Vicinity of Olowalu – Estimated construction advertisement in fiscal year 2015;
3. Hana Highway Improvements, Phase 2A, Huelo to Hana – Construction is ongoing.

On Molokai:

1. Kamehameha V Highway, Replacement of Makakupaia Stream Bridge – Design is currently underway with estimated construction in fiscal year 2017.

On Kauai:

1. Kaumualii Highway Widening (Phase 1A, Part 2: Lihue Mill Bridge to Rice Street) – Anticipated construction completion in March, 2015;
2. Kaumualii Highway Intersection Improvements at Waimea Canyon Drive and Menehune Road / Halepule Road – Estimated construction advertisement in the summer of 2015;
3. Kuhio Highway (Route 560) Emergency Slope Stabilization in Lumahai in the Vicinity of M.P. 5.1 to 5.3 – Bids opened in ending of 2014.

### III. FEDERAL FUNDS

Federal funding for the highways program is provided by Federal Appropriation Acts. The most recent act, Moving Ahead for Progress in the 21<sup>st</sup> Century Act, or MAP-21 provided funding for Federal Fiscal Years 2013 and 2014. On August 8, 2014, Congress

passed Public Law No. 113-159 that temporarily extended funding for the Highways program for the partial year period beginning October 1, 2014 to May 31, 2015. Under the assumption that Congress will continue funding the program beyond May 31, 2015, the extrapolated annual funding level from the partial year authorization remains similar to the annual amounts received in 2013 and 2014.

Funding for the highways program is generated from dedicated revenue sources in the form of: fuel tax, tire sales, truck and trailer sales, and heavy vehicle use taxes; all paid into the Federal Highway Trust fund for disbursement to the States. However, due to declining vehicle miles traveled, more fuel efficient vehicles and other factors, this has negatively affected revenue into the Federal Highway Trust Fund, which in turn required periodic transfers of Federal General Funds into the Federal Highway Trust Fund in the past to keep it solvent. To maintain solvency until May 31, 2015, Public Law No. 113-159 recently transferred \$8.8 billion of other federal funds into the Highway Trust Fund.

Congress must take action and vote favorably to continue funding the Highways program beyond May 31, 2015. Until such action is taken, there is a *potential* for impact to the Federal Highway Trust Fund in Federal Fiscal Year 2015. In the event Congress is unable to pass legislation, it is anticipated that the Federal Highway Administration will institute a cash management procedure where they will provide only partial reimbursements to the States based on actual revenues collected into the Federal Highway Trust Fund. Based on information received from the Federal Highway Administration in July 2014, the anticipated reduction in reimbursements ranges between 72% to 84% of normal levels.

The State of Hawaii as well as county agencies implementing Federal Aid projects will need to prioritize payments for ongoing projects. In the event agencies are unable to make payments to vendors within normal timelines due to the cash reimbursement reductions from the federal government, accurate records will be maintained to make future claims to the Federal Highway Administration for late payment or other added project costs. If it becomes uncertain whether if there will be timely congressional action, new project awards will be delayed or cancelled. If additional actions are required after expending the previous two options, scaling back or cancellation of ongoing projects at a logical stage will be considered.

#### **IV. BUDGET REQUESTS**

##### Methodology/Approach to FB 2015-2017 Budget

O&M: The Highways Division assessed its operations and maintenance needs, and determined its priority based on the following:

- The Highways operations and maintenance budget is fiscally constrained by the revenues generated and deposited into the state highway fund and eligible

program federal funds.

- Program funding priority is given to current level of services which includes debt service; central services surcharge payments; personnel costs; and reoccurring operational expenses.

CIP: The Highways Division CIP program includes projects from numerous programs and plans throughout the Division. These projects are programmed in accordance with the various divisional programs' priorities; planning implementations according to need and project development estimates, while taking into consideration funding limitations. Initial prioritization follows current Division guidelines, which grants highest priority to safety and system preservation improvements, followed by capacity and congestion mitigation projects, and lastly, enhancement and "other" provisions. Requests for funding for ongoing projects and programs are given higher priority to minimize project cost increases due to delays caused by funding shortfalls, as well as to bring those projects to completion in the order of their program's priorities.

#### Significant Adjustments

The Highways Division has included the following budget adjustments:

Debt Service (FY 16: \$37,746,581 (B); FY 17: \$76,189,495 (B)) Additional funds for the payment of outstanding and to be issued bonds for the Highways Division. The bonds include General Obligation and Reimbursable, and Highways Revenue Bonds. Bonds are used to fund Highways Capital Improvement projects.

Statewide Special Repair and Maintenance funding (FY 16: \$70,963,000 (B); FY 17: \$70,943,000 (B)) The Highways Special Repair and Maintenance Program is to preserve the initial capital investment and to prolong the life of the facility. Traffic, weather, and age are the major causes of the facility deterioration. The special R&M program is systematic maintenance program to prevent further and accelerated deterioration of the highway facility. The intent of the R&M program is to avoid major repairs and to minimize routine maintenance costs.

Statewide Fringe Benefit Increase funding (FY 16: \$3,911,335 (B); FY 17: \$4,327,901 (B)) Additional funds for the payment of fringe benefit increase due to insufficient base budget and rate increasing from 42.04% to 52%. Funding will be used for the anticipated payment of associated payroll expenses.

Statewide re-establishment of non-recurring expenses (FY16: \$2,361,987 (B); FY 17: \$2,361,987 (B)) Additional funds the Highways Division operational needs requires the reinstatement of non recurring expenses which had been reduced from its operating base budget. The request identifies expenses which are recurring in nature and is essential to meet its operations and maintenance budgetary requirements.

Department of Transportation-Highways Division  
 Prioritized List of Functions

Table 1

Priority	Description of Function	Activities	Prog ID(s)	Statutory Reference
1	Operating and maintaining highways facilities	Accidents per 100 million miles	TRN 501,	26-19 HRS
		Fatal accidents per billion vehicle miles	TRN 511,	
		No. highway locations where congestion exists-peak	TRN 531,	
			TRN 561	
2	Establish, maintain, and administer the state highway safety program and related activities	# motor vehicle fatalities/10,000 motor vehicles	TRN 597	286 HRS
		# motor vehicle injuries/10,000 motor vehicles		
		# motor vehicle accidents/10,000 motor vehicles		
3	Provide guidance, support and funding for the operations and maintenance of the state highways facilities	Average number of working days to process permit applications	TRN 595	
		% of late interest payments to total payments		
		Debt service costs to total O&M expenditures		

Department of Transportation-Highways Division  
Department-Wide Totals

Table 2

Fiscal Year 2015				
Act 122/14 Appropriation	Restriction	Emergency Appropriations	Total FY15	MOF
\$ 283,122,260.00	\$ -	\$ -	\$ 283,122,260.00	B
\$ 12,739,452.00	\$ -	\$ -	\$ 12,739,452.00	N
\$ 871,139.00	\$ -	\$ -	\$ 871,139.00	P
			\$ -	
			\$ -	
			\$ -	
\$ 296,732,851.00	\$ -	\$ -	\$ 296,732,851.00	Total
Fiscal Year 2016				
Act 122/14 Appropriation	Reductions	Additions	Total FY16	MOF
\$ 283,122,260.00	\$ (148,221,412.00)	\$ 119,753,436.00	\$ 254,654,284.00	B
\$ 12,739,452.00	\$ (1,333,953.00)	\$ 76,251.00	\$ 11,481,750.00	N
\$ 871,139.00	\$ (125,405.00)	\$ -	\$ 745,734.00	P
			\$ -	
			\$ -	
			\$ -	
\$ 296,732,851.00	\$ (149,680,770.00)	\$ 119,829,687.00	\$ 266,881,768.00	Total
Fiscal Year 2017				
Act 122/14 Appropriation	Reductions	Additions	Total FY17	MOF
\$ 283,122,260.00	\$ (148,221,412.00)	\$ 157,774,187.00	\$ 292,675,035.00	B
\$ 12,739,452.00	\$ (1,260,960.00)	\$ 104,258.00	\$ 11,582,750.00	N
\$ 871,139.00	\$ (125,405.00)	\$ -	\$ 745,734.00	P
			\$ -	
			\$ -	
			\$ -	
\$ 296,732,851.00	\$ (149,607,777.00)	\$ 157,878,445.00	\$ 305,003,519.00	Total

Department of Transportation-Highways Division  
Program ID Totals

Table 3

Prog ID	Program Title	MOF	As budgeted by Act 122/14 (FY15)			Governor's Submittal (FY16)				Governor's Submittal (FY17)			
			Pos (P)	Pos (T)	\$\$\$	Pos (P)	Pos (T)	\$\$\$	Percent Change of	Pos (P)	Pos (T)	\$\$\$	Percent Change of
								\$\$\$\$		\$\$\$\$			
TRN 501/DC	Oahu Highways	B	224.00	-	\$ 101,009,053	224.00	-	\$ 104,943,246	4%	224.00	-	\$ 105,423,189	4%
TRN 501/DC	Oahu Highways	N	-	-	\$ 3,100,000	-	-	\$ 3,100,000	0%	-	-	\$ 3,100,000	0%
TRN 511/DD	Hawaii Highways	B	124.00	-	\$ 27,921,711	124.00	-	\$ 26,535,601	-5%	124.00	-	\$ 26,824,848	-4%
TRN 531/DF	Maui Highways - Maui Office	B	66.00	-	\$ 22,063,894	66.00	-	\$ 22,379,720	1%	66.00	-	\$ 26,619,622	21%
TRN 531/DM	Maui Highways - Molokai Office	B	12.00	-	\$ 10,002,863	12.00	-	\$ 5,665,119	-43%	12.00	-	\$ 2,229,492	-78%
TRN 531/DL	Maui Highways - Lanai Office	B	4.00	1.00	\$ 713,643	4.00	1.00	\$ 1,128,145	58%	4.00	1.00	\$ 716,179	0%
TRN 561/DG	Kauai Highways	B	51.00	-	\$ 17,846,977	51.00	-	\$ 15,650,246	-12%	51.00	-	\$ 15,735,002	-12%
TRN 595/DB	Highways Administration	B	86.00	3.00	\$ 97,733,476	87.00	3.00	\$ 67,873,813	-31%	87.00	3.00	\$ 104,634,714	7%
TRN 595/DB	Highways Administration	N	-	1.00	\$ 4,547,000	-	1.00	\$ 3,850,750	-15%	-	1.00	\$ 3,951,750	-13%
TRN 595/DB	Highways Administration	P	-	-	\$ 30,000	-	-	\$ -	-100%	-	-	\$ -	-100%
TRN 597/AB	Highways Safety	B	35.20	-	\$ 10,407,643	34.20	-	\$ 10,478,394	1%	34.20	-	\$ 10,491,989	1%
TRN 597/AB	Highways Safety	N	6.00	-	\$ 5,092,452	6.00	-	\$ 4,531,000	-11%	6.00	-	\$ 4,531,000	-11%
TRN 597/AB	Highways Safety	P	0.80	-	\$ 841,139	0.80	-	\$ 745,734	-11%	0.80	-	\$ 745,734	-11%



Prog ID	Sub-Org	Description of Request	MOF	Initial Department Request FY16			Initial Department Request FY17			Budget & Finance Recommendation FY16			Budget & Finance Recommendation FY17			Governor's Decision FY16			Governor's Decision FY17			
				Pos (P)	Pos (T)	\$\$\$	MOF	Pos (P)	Pos (T)	\$\$\$	Pos (P)	Pos (T)	\$\$\$	Pos (P)	Pos (T)	\$\$\$	Pos (P)	Pos (T)	\$\$\$	Pos (P)	Pos (T)	\$\$\$
TRN 501	DC	Trade-off/Transfer from TRN 597/AB Personal Services to TRN 501/DC Personal Services	B			164,645	B			169,991			164,645			169,991			164,645			169,991
TRN 501	DC	Trade-off/Transfer from TRN 531/DF Personal Services to TRN 501/DC Personal Services	B			-	B			98,558			-			98,558			-			98,558
TRN 501	DC	Trade-off/Transfer from TRN 501/DC Equipment to TRN 501/DC Motor Vehicles	B			(163,191)	B			-			(163,191)			-			(163,191)			-
TRN 501	DC	Trade-off/Transfer from TRN 501/DC Motor Vehicles to TRN 501/DC Equipment	B			-	B			324,402			-			324,402			-			324,402
TRN 501	DC	Trade-off/Transfer from TRN 501/DC Equipment to TRN 501/DC Motor Vehicles	B			163,191	B			-			163,191			-			163,191			-
TRN 501	DC	Trade-off/Transfer from TRN 501/DC Motor Vehicles to TRN 501/DC Equipment	B			-	B			(324,402)			-			(324,402)			-			(324,402)
TRN 501	DC	Trade-off/Transfer from TRN 595/DB Other Current Expenses to TRN 501/DC Motor Vehicles	B			166,297	B			-			166,297			-			166,297			-
TRN 501	DC	Trade-off/Transfer from TRN 595/DB Other Current Expenses to TRN 501/DC Equipment	B			-	B			120,394			-			120,394			-			120,394
TRN 501	DC	Trade-off/Transfer from TRN 595/DB Other Current Expenses to TRN 501/DC Personal Services	B			455,212	B			366,222			455,212			366,222			455,212			366,222
TRN 511	DD	Trade-off/Transfer from TRN 531/DF Personal Services to TRN 511/DD Personal Services	B			86,175	B			-			86,175			-			86,175			-
TRN 511	DD	Trade-off/Transfer from TRN 561/DG Personal Services to TRN 511/DD Personal Services	B			9,782	B			21,513			9,782			21,513			9,782			21,513
TRN 511	DD	Trade-off/Transfer from TRN 595/DB Personal Services to TRN 511/DD Personal Services	B			655,541	B			752,523			655,541			752,523			655,541			752,523
TRN 511	DD	Trade-off/Transfer from TRN 595/DB Other Current Expenses to TRN 511/DD Personal Services	B			38,835	B			34,708			38,835			34,708			38,835			34,708
TRN 531	DF	Trade-off/Transfer from TRN 531/DF Personal Services to TRN 531/DM Personal Services	B			(6,056)	B			(8,057)			(6,056)			(8,057)			(6,056)			(8,057)
TRN 531	DF	Trade-off/Transfer from TRN 531/DF Personal Services to TRN 511/DD Personal Services	B			(86,175)	B			-			(86,175)			-			(86,175)			-
TRN 531	DF	Trade-off/Transfer from TRN 531/DF Personal Services to TRN 501/DC Personal Services	B			-	B			(98,558)			-			(98,558)			-			(98,558)
TRN 531	DF	Trade-off/Transfer from TRN 531/DF Motor Vehicles to TRN 531/DF Equipment	B			206,276	B			95,097			206,276			95,097			206,276			95,097
TRN 531	DF	Trade-off/Transfer from TRN 531/DF Motor Vehicles to TRN 531/DF Equipment	B			(206,276)	B			(95,097)			(206,276)			(95,097)			(206,276)			(95,097)
TRN 531	DF	Trade-off/Transfer from TRN 531/DL Equipment to TRN 531/DF Equipment	B			34,322	B			-			34,322			-			34,322			-
TRN 531	DF	Trade-off/Transfer from TRN 595 Other Current Expenses to TRN 531/DF Equipment	B			-	B			225,210			-			225,210			-			225,210
TRN 531	DL	Trade-off/Transfer from TRN 531/DL Equipment to TRN 531/DF Equipment	B			(34,322)	B			-			(34,322)			-			(34,322)			-
TRN 531	DM	Trade-off/Transfer from TRN 531/DF Personal Services to TRN 531/DM Personal Services	B			6,056	B			8,057			6,056			8,057			6,056			8,057
TRN 531	DM	Trade-off/Transfer from TRN 531/DL Equipment to TRN 531/DM Equipment	B			115,860	B			39,521			115,860			39,521			115,860			39,521
TRN 531	DM	Trade-off/Transfer from TRN 531/DF Motor Vehicles to TRN 531/DM Equipment	B			-	B			31,106			-			31,106			-			31,106
TRN 531	DM	Trade-off/Transfer from TRN 531/DF Motor Vehicles to TRN 531/DM Equipment	B				B			(31,106)						(31,106)						(31,106)
TRN 531	DL	Trade-off/Transfer from TRN 531/DL Equipment to TRN 531DM Equipment	B			(115,860)	B			(39,521)			(115,860)			(39,521)			(115,860)			(39,521)
TRN 561	DG	Trade-off/Transfer from TRN 561/DG Personal Services to TRN 511/DD Personal Services	B			(9,782)	B			(21,513)			(9,782)			(21,513)			(9,782)			(21,513)
TRN 561	DG	Trade-off/Transfer from TRN 561/DG Motor Vehicles to TRN 561/DG Equipment	B			24,953	B			-			24,953			-			24,953			-
TRN 561	DG	Trade-off/Transfer from TRN 561/DG Equipment to TRN 561/DG Motor Vehicles	B			-	B			(13,218)			-			(13,218)			-			(13,218)
TRN 561	DG	Trade-off transfer from TRN 595/DB Other Current Expenses to TRN 561/DG Equipment	B			40,227	B			-			40,227			-			40,227			-
TRN 561	DG	Trade-off/Transfer from TRN 561/DG Motor Vehicles to TRN 561/DG Equipment	B			(24,953)	B			-			(24,953)			-			(24,953)			-
TRN 561	DG	Trade-off/Transfer from TRN 561/DG Equipment to TRN 561/DG Motor Vehicles	B			-	B			13,218			-			13,218			-			13,218
TRN 595	DB	Trade-off/Transfer from TRN 595/DB Personal Services to TRN 511/DD Personal Services	B			(655,541)	B			(752,523)			(655,541)			(752,523)			(655,541)			(752,523)
TRN 595	DB	Trade-off/Transfer from TRN 597/AB Position #23417 to TRN 595/DB Personal Services	B		1.00	73,489	B		1.00	75,650	1.00		73,489	1.00		75,650	1.00		73,489	1.00		75,650
TRN 595	DB	Trade-off/Transfer P Funds from TRN 595/DB Other Current Expenses to TRN 597/AB Personal Services	P			(4,828)	P			(5,763)			(4,828)			(5,763)			(4,828)			(5,763)
TRN 595	DB	Trade-off/Transfer from TRN 595/DB Other Current Expenses to TRN 501/DC Personal Services	B			(455,212)	B			(366,222)			(455,212)			(366,222)			(455,212)			(366,222)
TRN 595	DB	Trade-off/Transfer from TRN 595/DB Other Current Expenses to TRN 511/DD Personal Services	B			(38,835)	B			(34,708)			(38,835)			(34,708)			(38,835)			(34,708)
TRN 597	AB	Trade-off/Transfer from TRN 597/AB Other Current Expenses to TRN 597/AB Personal Services	N			(2,337)	N			-			(2,337)			-			(2,337)			-

Prog ID	Sub-Org	Description of Request	MOF	Initial Department Request FY16			Initial Department Request FY17			Budget & Finance Recommendation FY16			Budget & Finance Recommendation FY17			Governor's Decision FY16			Governor's Decision FY17			
				Pos (P)	Pos (T)	\$\$\$	MOF	Pos (P)	Pos (T)	\$\$\$	Pos (P)	Pos (T)	\$\$\$	Pos (P)	Pos (T)	\$\$\$	Pos (P)	Pos (T)	\$\$\$	Pos (P)	Pos (T)	\$\$\$
TRN 595	DB	Trade-off/Transfer from TRN 595/DB Other Current Expenses to TRN 531/DF Equipment	B			-	B			(225,210)			-			(225,210)			-			(225,210)
TRN 595	DB	Trade-off/Transfer from TRN 595/DB Other Current Expenses to TRN 595/DB Personal Services	N		2,052	N			2,306			2,052			2,306			2,052			2,306	
TRN 595	DB	Trade-off/Transfer from TRN 595/DB Other Current Expenses to TRN 595/DB Personal Services	N		(2,052)	N			(2,306)			(2,052)			(2,306)			(2,052)			(2,306)	
TRN 595	DB	Trade-off/Transfer from TRN 595/DB Other Current Expenses to TRN 501/DC Motor Vehicles	B		(166,297)	B			-			(166,297)			-			(166,297)			-	
TRN 595	DB	Trade-off/Transfer from TRN 595/DB Other Current Expenses to TRN 501/DC Equipment	B		-	B			(120,394)			-			(120,394)			-			(120,394)	
TRN 595	DB	Trade-off/Transfer from TRN 595/DB Other Current Expenses to TRN 561/DG Equipment	B		(40,227)	B			-			(40,227)			-			(40,227)			-	
TRN 597	AB	Trade-off/Transfer from TRN 597/AB Position #23417 to TRN 595/DB Personal Services	B		(1.00)	(73,489)	B		(1.00)	(75,650)	(1.00)	(73,489)		(1.00)	(75,650)	(1.00)	(73,489)	(1.00)	(73,489)	(1.00)	(75,650)	
TRN 597	AB	Trade-off/Transfer from TRN 597/AB Personal Services to TRN 501/DC Personal Services	B		(164,645)	B			(169,991)			(164,645)			(169,991)			(164,645)			(169,991)	
TRN 597	AB	Trade-off/Transfer from TRN 597/AB Other Current Expenses to TRN 597/AB Personal Services	N		2,337	N			-			2,337			-			2,337			-	
TRN 597	AB	Trade-off/Transfer P Funds from TRN 595/DB Other Current Expenses to TRN 597/AB Personal Services	P		4,828	P			5,763			4,828			5,763			4,828			5,763	
TRN 595	DB	Debt Service	B		37,746,581	B			76,189,495			37,746,581			76,189,495			37,746,581			76,189,495	
TRN 501	DC	Fringe Benefit Increase	B		1,423,877	B			1,578,860			1,423,877			1,578,860			1,423,877			1,578,860	
TRN 511	DD	Fringe Benefit Increase	B		787,456	B			876,239			787,456			876,239			787,456			876,239	
TRN 531	DF	Fringe Benefit Increase	B		436,477	B			484,044			436,477			484,044			436,477			484,044	
TRN 531	DL	Fringe Benefit Increase	B		28,844	B			32,152			28,844			32,152			28,844			32,152	
TRN 531	DM	Fringe Benefit Increase	B		73,528	B			82,905			73,528			82,905			73,528			82,905	
TRN 561	DG	Fringe Benefit Increase	B		321,774	B			360,066			321,774			360,066			321,774			360,066	
TRN 595	DB	Fringe Benefit Increase	B		678,152	B			741,501			678,152			741,501			678,152			741,501	
TRN 597	AB	Fringe Benefit Increase	B		161,227	B			172,134			161,227			172,134			161,227			172,134	
TRN 595	DB	Surcharge	B		1,802,039	B			-			1,802,039			-			1,802,039			-	
TRN 597	AB	CID Program surcharge increase	B		11,250	B			11,250			11,250			11,250			11,250			11,250	
TRN 595	DB	Federal Funds Reduction	P		(25,172)	P			(24,237)			(25,172)			(24,237)			(25,172)			(24,237)	
TRN 595	DB	Federal Funds Reduction	N		(704,855)	N			(606,232)			(704,855)			(606,232)			(704,855)			(606,232)	
TRN 597	AB	Federal Funds Reduction	N		(629,098)	N			(654,728)			(629,098)			(654,728)			(629,098)			(654,728)	
TRN 597	AB	Federal Funds Reduction	P		(100,233)	P			(101,168)			(100,233)			(101,168)			(100,233)			(101,168)	
TRN 501	DC	Re-establishment of non-recurring expenses - Personal Services	B		113,262	B			113,262			113,262			113,262			113,262			113,262	
TRN 501	DC	Re-establishment of non-recurring expenses - Motor Vehicles	B		964,107	B			964,107			964,107			964,107			964,107			964,107	
TRN 501	DC	R&M Special Maintenance	B		35,471,500	B			35,471,500			35,471,500			35,471,500			35,471,500			35,471,500	
TRN 511	DD	Re-establishment of non-recurring expenses - Motor Vehicles	B		757,298	B			757,298			757,298			757,298			757,298			757,298	
TRN 511	DD	R&M Special Maintenance	B		12,060,310	B			12,060,310			12,060,310			12,060,310			12,060,310			12,060,310	
TRN 531	DF	Re-establishment of non-recurring expenses - Motor Vehicles	B		241,000	B			241,000			241,000			241,000			241,000			241,000	
TRN 531	DF	R&M Special Maintenance	B		10,300,000	B			14,248,030			10,300,000			14,248,030			10,300,000			14,248,030	
TRN 531	DL	R&M Special Maintenance	B		728,000	B			200,000			728,000			200,000			728,000			200,000	
TRN 531	DL	Re-establishment of non-recurring expenses - Other current Expenses	B		5,365	B			5,365			5,365			5,365			5,365			5,365	
TRN 531	DL	Re-establishment of non-recurring expenses - Equipment	B		147,978	B			147,978			147,978			147,978			147,978			147,978	
TRN 531	DM	Re-establishment of non-recurring expenses - Equipment	B		57,831	B			57,831			57,831			57,831			57,831			57,831	
TRN 531	DM	R&M Special Maintenance	B		3,870,030	B			450,000			3,870,030			450,000			3,870,030			450,000	
TRN 561	DG	Re-establishment of non-recurring expenses - Motor Vehicles	B		75,146	B			75,146			75,146			75,146			75,146			75,146	
TRN 561	DG	R&M Special Maintenance	B		8,513,160	B			8,513,160			8,513,160			8,513,160			8,513,160			8,513,160	
TRN 595	DB	R&M Special Maintenance	B		20,000	B			-			20,000			-			20,000			-	
TRN 595	DB	Convert 1.0 FTE Temporary Special Funded (B) Systems Accountant IV (#118414) to 1.00 FTE Permanent Special Funded (B) Position	B	1.00		73,489	B	1.00		75,650												
TRN 595	DB	Convert 1.0 FTE Temporary Special Funded (B) Systems Accountant IV (#118414) to 1.00 FTE Permanent Special Funded (B) Position	B		(1.00)	(73,489)	B		(1.00)	(75,650)												
TRN 595	DB	Convert 1.0 FTE Temporary Special Funded (B) Information Tech Specialist Positions (#118382) to 1.0 FTE Permanent Special Funded (B) Positions	B	1.00		79,536	B	1.00		81,875												
TRN 595	DB	Convert 1.0 FTE Temporary Special Funded (B) Information Tech Specialist Positions (#118382) to 1.0 FTE Permanent Special Funded (B) Positions	B		(1.00)	(79,536)	B		(1.00)	(81,875)												
TRN 595	DB	Convert 1.0 FTE Temporary Special Funded (B) Information Tech Specialist Positions (#118383) to 1.0 FTE Permanent Special Funded (B) Positions	B	1.00		73,489	B	1.00		75,650												
TRN 595	DB	Convert 1.0 FTE Temporary Special Funded (B) Information Tech Specialist Positions (#118383) to 1.0 FTE Permanent Special Funded (B) Positions	B		(1.00)	(73,489)	B		(1.00)	(75,650)												

Department of Transportation-Highways Division  
Proposed Budget Reductions

Table 5

Prog ID	Sub-Org	Description of Reduction	Impact of Reduction	MOF	FY16			FY17			FY15 Restriction (Y/N)
					Pos (P)	Pos (T)	\$\$\$	Pos (P)	Pos (T)	\$\$\$	
TRN 595	DB	Federal funds reduction	The reduction reflects authority not needed for current operations.	P			\$ (25,172)			\$ (24,237)	N
TRN 595	DB	Federal funds reduction	The reduction reflects authority not needed for current operations.	N			\$ (704,855)			\$ (606,232)	N
TRN 597	AB	Federal funds reduction	The reduction reflects authority not needed for current operations.	N			\$ (629,098)			\$ (654,728)	N
TRN 597	AB	Federal funds reduction	The reduction reflects authority not needed for current operations.	P			\$ (100,233)			\$ (101,168)	N
TRN 501	DC	Non-Recurring Reduction (Budget Prep) - Special Maintenance - Proviso	Highway facilities and assets will not be maintained	B			\$ (34,793,727)			\$ (34,793,727)	N
TRN 501	DC	Non-Recurring Reduction (Budget Prep) - Motor Vehicles	Unable to purchase replacement	B			\$ (964,107)			\$ (964,107)	N
TRN 501	DC	Non-Recurring Reduction (Budget Prep) - Personal Services	Unable to meet payroll expenses	B			\$ (113,262)			\$ (113,262)	N
TRN 511	DD	Non-Recurring Reduction (Budget Prep) - Special Maintenance - Proviso	Highway facilities and assets will not be maintained	B			\$ (15,540,061)			\$ (15,540,061)	N
TRN 511	DD	Non-Recurring Reduction (Budget Prep) - Motor Vehicles	Unable to purchase replacement	B			\$ (757,298)			\$ (757,298)	N
TRN 531	various	Non-Recurring Reduction (Budget Prep) - Special Maintenance - Proviso	Highway facilities and assets will not be maintained	B			\$ (19,307,349)			\$ (19,307,349)	N
TRN 531	various	Non-Recurring Reduction (Budget Prep) - Equipment	Unable to purchase replacement	B			\$ (207,847)			\$ (207,847)	N
TRN 531	various	Non-Recurring Reduction (Budget Prep) - Motor Vehicles	Unable to purchase replacement	B			\$ (241,000)			\$ (241,000)	N
TRN 531	various	Non-Recurring Reduction (Budget Prep) - Personal Services	Unable to meet payroll expenses	B			\$ (3,327)			\$ (3,327)	N
TRN 561	DG	Non-Recurring Reduction (Budget Prep) - Special Maintenance - Proviso	Highway facilities and assets will not be maintained	B			\$ (11,301,863)			\$ (11,301,863)	N
TRN 561	DG	Non-Recurring Reduction (Budget Prep) - Motor Vehicles	Unable to purchase replacement	B			\$ (75,146)			\$ (75,146)	N
TRN 595	AB	Non-Recurring Reduction (Budget Prep) - Debt Service - Proviso	Bond Default if debt service not paid	B			\$ (60,515,247)			\$ (60,515,247)	N
TRN 595	AB	Non-Recurring Reduction (Budget Prep) - Special Maintenance - Proviso	Highway facilities and assets will not be maintained	B			\$ (1,000,000)			\$ (1,000,000)	N
TRN 595	AB	Non-Recurring Reduction (Budget Prep) - Equipment	Unable to purchase replacement	B			\$ (3,401,178)			\$ (3,401,178)	N

Department of Transportation-Highways Division  
Proposed Budget Additions

Table 6

Prog ID	Sub-Org	Addition Type	Prog ID Priority	Dept-Wide Priority	Description of Addition	Justification	MOF	FY16			FY17		
								Pos (P)	Pos (T)	\$\$\$	Pos (P)	Pos (T)	\$\$\$
TRN 501	DC	NG	3	9	Fringe Benefit Increase	Additional funds for the payment of fringe benefit increase due to insufficient base budget and rate increasing from 42.04% to 52%. Funding will be used for the anticipated payment of associated payroll expenses.	B	-	-	\$ 1,423,877	-	-	\$ 1,578,860
TRN 501	DC	NR	2	2	Re-establishment of non-recurring expenses - Personal Services	Additional funds the Highways Division operational needs requires the reinstatement of non recurring expenses which had been reduced from its operating base budget. The request identifies expenses which are recurring in nature and is essential to meet its operations and maintenance budgetary requirements. Personal Services - Recurring expense is required for ongoing payroll expenses. Payroll expenses occurs on annual basis.	B	-	-	\$ 113,262	-	-	\$ 113,262
TRN 501	DC	NR	1	1	Re-establishment of non-recurring expenses - Motor Vehicles	Additional funds the Highways Division operational needs requires the reinstatement of non recurring expenses which had been reduced from its operating base budget. The request identifies expenses which are recurring in nature and is essential to meet its operations and maintenance budgetary requirements. Motor Vehicles - Recurring expense is required for the incremental replacement of the Highways Division's motor vehicles on an annual basis. The Highways Division's motor vehicle fleet is essential for the ongoing maintenance of its roads and facilities, as well as responses to emergencies (rock falls, storm damage, debris clean up, etc.).	B	-	-	\$ 964,107	-	-	\$ 964,107
TRN 501	DC	NR	4	20	R&M Special Maintenance	The Highways Special Repair and Maintenance Program is to preserve the initial capital investment and to prolong the life of the facility. Traffic, weather, and age are the major causes of the facility deterioration. The special R&M program is systematic maintenance program to prevent further and accelerated deterioration of the highway facility. The intent of the R&M program is to avoid major repairs and to minimize routine maintenance costs.	B	-	-	\$ 35,471,500	-	-	\$ 35,471,500

Department of Transportation-Highways Division  
Proposed Budget Additions

Table 6

<u>Prog ID</u>	<u>Sub-Org</u>	<u>Addition Type</u>	<u>Prog ID Priority</u>	<u>Dept-Wide Priority</u>	<u>Description of Addition</u>	<u>Justification</u>	<u>MOF</u>	<u>Pos (P)</u>	<u>Pos (T)</u>	<u>\$\$\$</u>	<u>Pos (P)</u>	<u>Pos (T)</u>	<u>\$\$\$</u>
TRN 511	DD	NG	2	10	Fringe Benefit Increase	Additional funds for the payment of fringe benefit increase due to insufficient base budget and rate increasing from 42.04% to 52%. Funding will be used for the anticipated payment of associated payroll expenses.	B	-	-	\$ 787,456	-	-	\$ 876,239
TRN 511	DD	NR	1	3	Re-establishment of non-recurring expenses - Motor Vehicles	Additional funds the Highways Division operational needs requires the reinstatement of non recurring expenses which had been reduced from its operating base budget. The request identifies expenses which are recurring in nature and is essential to meet its operations and maintenance budgetary requirements. Motor Vehicles - Recurring expense is required for the incremental replacement of the Highways Division's motor vehicles on an annual basis. The Highways Division's motor vehicle fleet is essential for the ongoing maintenance of its roads and facilities, as well as responses to emergencies (rock falls, storm damage, debris clean up, etc.).	B	-	-	\$ 757,298	-	-	\$ 757,298
TRN 511	DD	NR	3	21	R&M Special Maintenance	The Highways Special Repair and Maintenance Program is to preserve the initial capital investment and to prolong the life of the facility. Traffic, weather, and age are the major causes of the facility deterioration. The special R&M program is systematic maintenance program to prevent further and accelerated deterioration of the highway facility. The intent of the R&M program is to avoid major repairs and to minimize routine maintenance costs.	B	-	-	\$ 12,060,310	-	-	\$ 12,060,310
TRN 531	DF	NG	2	11	Fringe Benefit Increase	Additional funds for the payment of fringe benefit increase due to insufficient base budget and rate increasing from 42.04% to 52%. Funding will be used for the anticipated payment of associated payroll expenses.	B	-	-	\$ 436,477	-	-	\$ 484,044

Department of Transportation-Highways Division  
Proposed Budget Additions

Table 6

<u>Prog ID</u>	<u>Sub-Org</u>	<u>Addition Type</u>	<u>Prog ID Priority</u>	<u>Dept-Wide Priority</u>	<u>Description of Addition</u>	<u>Justification</u>	<u>MOF</u>	<u>Pos (P)</u>	<u>Pos (T)</u>	<u>\$\$\$</u>	<u>Pos (P)</u>	<u>Pos (T)</u>	<u>\$\$\$</u>
TRN 531	DF	NR	1	4	Re-establishment of non-recurring expenses - Motor Vehicles	Additional funds the Highways Division operational needs requires the reinstatement of non recurring expenses which had been reduced from its operating base budget. The request identifies expenses which are recurring in nature and is essential to meet its operations and maintenance budgetary requirements. Motor Vehicles - Recurring expense is required for the incremental replacement of the Highways Division's motor vehicles on an annual basis. The Highways Division's motor vehicle fleet is essential for the ongoing maintenance of its roads and facilities, as well as responses to emergencies (rock falls, storm damage, debris clean up, etc.).	B	-	-	\$ 241,000	-	-	\$ 241,000
TRN 531	DF	NR	3	22	R&M Special Maintenance	The Highways Special Repair and Maintenance Program is to preserve the initial capital investment and to prolong the life of the facility. Traffic, weather, and age are the major causes of the facility deterioration. The special R&M program is systematic maintenance program to prevent further and accelerated deterioration of the highway facility. The intent of the R&M program is to avoid major repairs and to minimize routine maintenance costs.	B	-	-	\$ 10,300,000	-	-	\$ 14,248,030
TRN 531	DL	NG	3	12	Fringe Benefit Increase	Additional funds for the payment of fringe benefit increase due to insufficient base budget and rate increasing from 42.04% to 52%. Funding will be used for the anticipated payment of associated payroll expenses.	B	-	-	\$ 28,844	-	-	\$ 32,152
TRN 531	DL	NR	4	23	R&M Special Maintenance	The Highways Special Repair and Maintenance Program is to preserve the initial capital investment and to prolong the life of the facility. Traffic, weather, and age are the major causes of the facility deterioration. The special R&M program is systematic maintenance program to prevent further and accelerated deterioration of the highway facility. The intent of the R&M program is to avoid major repairs and to minimize routine maintenance costs.	B	-	-	\$ 728,000	-	-	\$ 200,000

Department of Transportation-Highways Division  
Proposed Budget Additions

Table 6

<u>Prog ID</u>	<u>Sub-Org</u>	<u>Addition Type</u>	<u>Prog ID Priority</u>	<u>Dept-Wide Priority</u>	<u>Description of Addition</u>	<u>Justification</u>	<u>MOF</u>	<u>Pos (P)</u>	<u>Pos (T)</u>	<u>\$\$\$</u>	<u>Pos (P)</u>	<u>Pos (T)</u>	<u>\$\$\$</u>
TRN 531	DL	NR	2	6	Re-establishment of non-recurring expenses - Other current Expenses	Additional funds the Highways Division operational needs requires the reinstatement of non recurring expenses which had been reduced from its operating base budget. The request identifies expenses which are recurring in nature and is essential to meet its operations and maintenance budgetary requirements. Other Current Expenses - Recurring expense is required for routine operations and maintenance expenses which occur on annual basis. Charges include expenditures such as water, electricity, fuel, supplies, etc., for the daily operation of the district.	B	-	-	\$ 5,365	-	-	\$ 5,365
TRN 531	DL	NR	1	5	Re-establishment of non-recurring expenses - Equipment	Additional funds the Highways Division operational needs requires the reinstatement of non recurring expenses which had been reduced from its operating base budget. The request identifies expenses which are recurring in nature and is essential to meet its operations and maintenance budgetary requirements. Equipment - Recurring expense is required for the incremental replacement of the Highways Division's equipment on an annual basis. The Highways Division's equipment fleet is essential for the ongoing maintenance of its roads and facilities, as well as responses to emergencies (rock falls, storm damage, debris clean up, etc.).	B	-	-	\$ 147,978	-	-	\$ 147,978
TRN 531	DM	NG	2	13	Fringe Benefit Increase	Additional funds for the payment of fringe benefit increase due to insufficient base budget and rate increasing from 42.04% to 52%. Funding will be used for the anticipated payment of associated payroll expenses.	B	-	-	\$ 73,528	-	-	\$ 82,905

Department of Transportation-Highways Division  
Proposed Budget Additions

Table 6

<u>Prog ID</u>	<u>Sub-Org</u>	<u>Addition Type</u>	<u>Prog ID Priority</u>	<u>Dept-Wide Priority</u>	<u>Description of Addition</u>	<u>Justification</u>	<u>MOF</u>	<u>Pos (P)</u>	<u>Pos (T)</u>	<u>\$\$\$</u>	<u>Pos (P)</u>	<u>Pos (T)</u>	<u>\$\$\$</u>
TRN 531	DM	NR	1	7	Re-establishment of non-recurring expenses - Equipment	Additional funds the Highways Division operational needs requires the reinstatement of non recurring expenses which had been reduced from its operating base budget. The request identifies expenses which are recurring in nature and is essential to meet its operations and maintenance budgetary requirements. Equipment - Recurring expense is required for the incremental replacement of the Highways Division's equipment on an annual basis. The Highways Division's equipment fleet is essential for the ongoing maintenance of its roads and facilities, as well as responses to emergencies (rock falls, storm damage, debris clean up, etc.).	B	-	-	\$ 57,831	-	-	\$ 57,831
TRN 531	DM	NR	3	24	R&M Special Maintenance	The Highways Special Repair and Maintenance Program is to preserve the initial capital investment and to prolong the life of the facility. Traffic, weather, and age are the major causes of the facility deterioration. The special R&M program is systematic maintenance program to prevent further and accelerated deterioration of the highway facility. The intent of the R&M program is to avoid major repairs and to minimize routine maintenance costs.	B	-	-	\$ 3,870,030	-	-	\$ 450,000
TRN 561	DG	NG	2	14	Fringe Benefit Increase	Additional funds for the payment of fringe benefit increase due to insufficient base budget and rate increasing from 42.04% to 52%. Funding will be used for the anticipated payment of associated payroll expenses.	B	-	-	\$ 321,774	-	-	\$ 360,066
TRN 561	DG	NR	1	8	Re-establishment of non-recurring expenses - Motor Vehicles	Additional funds the Highways Division operational needs requires the reinstatement of non recurring expenses which had been reduced from its operating base budget. The request identifies expenses which are recurring in nature and is essential to meet its operations and maintenance budgetary requirements. Motor Vehicles - Recurring expense is required for the incremental replacement of the Highways Division's motor vehicles on an annual basis. The Highways Division's motor vehicle fleet is essential for the ongoing maintenance of its roads and facilities, as well as responses to emergencies (rock falls, storm damage, debris clean up, etc.).	B	-	-	\$ 75,146	-	-	\$ 75,146



Department of Transportation-Highways Division  
Proposed Budget Additions

Table 6

<u>Prog ID</u>	<u>Sub-Org</u>	<u>Addition Type</u>	<u>Prog ID Priority</u>	<u>Dept-Wide Priority</u>	<u>Description of Addition</u>	<u>Justification</u>	<u>MOF</u>	<u>Pos (P)</u>	<u>Pos (T)</u>	<u>\$\$\$</u>	<u>Pos (P)</u>	<u>Pos (T)</u>	<u>\$\$\$</u>
TRN 561	DG	NR	3	25	R&M Special Maintenance	The Highways Special Repair and Maintenance Program is to preserve the initial capital investment and to prolong the life of the facility. Traffic, weather, and age are the major causes of the facility deterioration. The special R&M program is systematic maintenance program to prevent further and accelerated deterioration of the highway facility. The intent of the R&M program is to avoid major repairs and to minimize routine maintenance costs.	B	-	-	\$ 8,513,160	-	-	\$ 8,513,160
TRN 595	DB	FC	1	17	Debt Service	Additional funds for the payment of outstanding and to be issued bonds for the Highways Division. The bonds include General Obligation and Reimbursable, and Highways Revenue Bonds. Bonds are used to fund Highways Capital Improvement projects.	B	-	-	\$ 37,746,581	-	-	\$ 76,189,495
TRN 595	DB	NG	3	15	Fringe Benefit Increase	Additional funds for the payment of fringe benefit increase due to insufficient base budget and rate increasing from 42.04% to 52%. Funding will be used for the anticipated payment of associated payroll expenses.	B	-	-	\$ 678,152	-	-	\$ 741,501
TRN 595	DB	NG	2	18	Surcharge	Chapter 36-28, HRS., requires for the purpose of defraying the central services expenses of government in relation to the special fund, the amount of five percent (5%) of all receipts and deposits in the fund after deducting the amounts for payments of bonds.	B	-	-	\$ 1,802,039	-	-	\$ -
TRN 595	DB	NR	4	26	R&M Special Maintenance	The Highways Special Repair and Maintenance Program is to preserve the initial capital investment and to prolong the life of the facility. Traffic, weather, and age are the major causes of the facility deterioration. The special R&M program is systematic maintenance program to prevent further and accelerated deterioration of the highway facility. The intent of the R&M program is to avoid major repairs and to minimize routine maintenance costs.	B	-	-	\$ 20,000	-	-	\$ -
TRN 597	AB	NG	1	16	Fringe Benefit Increase	Additional funds for the payment of fringe benefit increase due to insufficient base budget and rate increasing from 42.04% to 52%. Funding will be used for the anticipated payment of associated payroll expenses.	B	-	-	\$ 161,227	-	-	\$ 172,134

Department of Transportation-Highways Division  
Proposed Budget Additions

Table 6

<u>Prog ID</u>	<u>Sub-Org</u>	<u>Addition Type</u>	<u>Prog ID Priority</u>	<u>Dept-Wide Priority</u>	<u>Description of Addition</u>	<u>Justification</u>	<u>MOF</u>	<u>Pos (P)</u>	<u>Pos (T)</u>	<u>\$\$\$</u>	<u>Pos (P)</u>	<u>Pos (T)</u>	<u>\$\$\$</u>
TRN 597	AB	NG	2	19	CID Program surcharge increase	Chapter 36-28, HRS., requires for the purpose of defraying the central services expenses of government in relation to the special fund, the amount of five percent (5%) of all receipts and deposits in the fund.	B	-	-	\$ 11,250	-	-	\$ 11,250
TRN501	DC				Collective Bargaining (Budget Prep)	Additional funding provided thru budget prep pursuant to recent contract negotiations between the State, HGEA and UPW.	B			\$ 1,046,389			\$ 1,402,338
TRN511	DD				Collective Bargaining (Budget Prep)	Additional funding provided thru budget prep pursuant to recent contract negotiations between the State, HGEA and UPW.	B			\$ 515,852			\$ 697,905
TRN531	DF				Collective Bargaining (Budget Prep)	Additional funding provided thru budget prep pursuant to recent contract negotiations between the State, HGEA and UPW.	B			\$ 294,607			\$ 393,514
TRN531	DM				Collective Bargaining (Budget Prep)	Additional funding provided thru budget prep pursuant to recent contract negotiations between the State, HGEA and UPW.	B			\$ 46,782			\$ 65,040
TRN531	DL				Collective Bargaining (Budget Prep)	Additional funding provided thru budget prep pursuant to recent contract negotiations between the State, HGEA and UPW.	B			\$ 7,840			\$ 9,905
TRN561	DG				Collective Bargaining (Budget Prep)	Additional funding provided thru budget prep pursuant to recent contract negotiations between the State, HGEA and UPW.	B			\$ 239,753			\$ 338,175
TRN595	DB				Collective Bargaining (Budget Prep)	Additional funding provided thru budget prep pursuant to recent contract negotiations between the State, HGEA and UPW.	B			\$ 669,613			\$ 887,074
TRN595	DB				Collective Bargaining (Budget Prep)	Additional funding provided thru budget prep pursuant to recent contract negotiations between the State, HGEA and UPW.	N			\$ 8,605			\$ 10,982
TRN597	AB				Collective Bargaining (Budget Prep)	Additional funding provided thru budget prep pursuant to recent contract negotiations between the State, HGEA and UPW.	B			\$ 136,408			\$ 146,603
TRN597	AB				Collective Bargaining (Budget Prep)	Additional funding provided thru budget prep pursuant to recent contract negotiations between the State, HGEA and UPW.	N			\$ 67,646			\$ 93,276

Department of Transportation-Highways Division  
 FY15 Restrictions

Table 7

<u>Prog ID</u>	<u>Sub-Org</u>	<u>MOF</u>	<u>Budgeted by Dept</u>	<u>Restriction</u>	<u>Difference Between Budgeted &amp; Restricted</u>	<u>Percent Difference</u>	<u>Impact</u>
none							

Department of Transportation-Highways Division  
 Emergency Appropriation Requests

Table 8

<u>Prog ID</u>	<u>Description of Request</u>	<u>Explanation of Request</u>	<u>MOF</u>	<u>Pos (P)</u>	<u>Pos (T)</u>	<u>\$\$\$</u>
none						

Department of Transportation-Highways Division  
Expenditures Exceeding Appropriation Ceilings in FY14 and FY15

Table 9

<u>Prog ID</u>	<u>MOF</u>	<u>Date</u>	<u>Appropriation</u>	<u>Amount Exceeding Appropriation</u>	<u>Percent Exceeded</u>	<u>Reason for Exceeding Ceiling</u>	<u>Legal Authority</u>	<u>Recurring (Y/N)</u>	<u>GF Impact (Y/N)</u>
none									

Department of Transportation-Highways Division  
 Intradepartmental Transfers in FY14 and FY15

Table 10

<u>Actual or Anticipated Date of Transfer</u>	<u>MOF</u>	<u>Pos (P)</u>	<u>Pos (T)</u>	<u>\$\$\$</u>	<u>From Prog ID</u>	<u>Percent of Program ID Appropriation Transferred From</u>	<u>To Prog ID</u>	<u>Percent of Receiving Program ID Appropriation</u>	<u>Reason for Transfer</u>	<u>Recurring (Y/N)</u>
10/29/2013	B	-	-	\$ 150,000	TRN 531/DF	0.6%	TRM 595/DB	0.2%	Additional funds required for the Aliiimoku Hale building's fire alarm and security alarm systems	Y
9/19/2014	B	1.00	-	\$ 64,736	TRN 597/AB	0.6%	TRM 595/DB	0.1%	Transfer position #23417 Highway Safety Specialist from TRN 597/AB Highway Safety to TRN 595/DB Highways Administration. Position to be redecribed to an Accountant IV to provide the Highway Safety Program with system accounting and fiscal support.	Y

Department of Transportation-Highways Division  
Active Federal Awards as of December 1, 2014

Table 11

<u>State Expending Agency</u>	<u>Program ID</u>	<u>Award Number</u>	<u>CFDA Number</u>	<u>Award Description</u>	<u>Awarding Federal Agency</u>	<u>Award Amount</u>	<u>Award Amount Allocated to the Pgm ID in Column B</u>	<u>State Appropriation Symbol</u>	<u>State Fund Match (If Any)</u>	<u>Contact Name</u>	<u>Contact Phone</u>	<u>Contact Email</u>
D(TRN)	501/DC	Q050	20.205	ALA MOANA BLVD AT ENTRANCE TO ALA MOANA SHOPPING CENTER; CON FOR UPGRADING EXISTING TRAFFIC SIGNALS	FHWA	869,103	869,103	various	217,276	kam Kin Sin, Scot Urada	587-2226, 587-2222	kam.kin.sin@hawaii.gov, scot.t.urada@hawaii.gov
D(TRN)	501/DC	LS30	20.205	FARRINGTON HIGHWAY SAFETY IMPROVEMENTS, LEIHOKU STREET TO MAKAU STREET (P, C)	FHWA	676,971	676,971	various	202,380	kam Kin Sin, Scot Urada	587-2226, 587-2222	kam.kin.sin@hawaii.gov, scot.t.urada@hawaii.gov
D(TRN)	501/DC	Q120	20.205	FARRINGTON HIGHWAY T MAIPALAOA BRIDGE; PE, ROW & CON FOR BRIDGE REPLACEMENT	FHWA	1,891,648	1,891,648	various	472,912	kam Kin Sin, Scot Urada	587-2226, 587-2222	kam.kin.sin@hawaii.gov, scot.t.urada@hawaii.gov
D(TRN)	501/DC	L1C0	20.205	FARRINGTON HIGHWAY, ULEHAWA STREAM BRIDGE REHABILITATION	FHWA	1,213,900	1,213,900	various	303,475	kam Kin Sin, Scot Urada	587-2226, 587-2222	kam.kin.sin@hawaii.gov, scot.t.urada@hawaii.gov
D(TRN)	501/DC	L24E	20.205	FORT WEAVER ROAD PAVEMENT PRESERVATION, RENTON ROAD TO VICINITY OF EWA BEACH ROAD (C)	FHWA	3,922,155	3,922,155	various	1,062,418	kam Kin Sin, Scot Urada	587-2226, 587-2222	kam.kin.sin@hawaii.gov, scot.t.urada@hawaii.gov
D(TRN)	501/DC	33D0	20.205	FORT WEAVER ROAD WIDENING, VICINITY OF AAWA DRIVE TO GEIGER ROAD	FHWA	13,219,997	13,219,997	various	3,679,999	kam Kin Sin, Scot Urada	587-2226, 587-2222	kam.kin.sin@hawaii.gov, scot.t.urada@hawaii.gov
D(TRN)	501/DC	H240	20.205	FORT WEAVER ROAD WIDENING, VICINITY OF AAWA DRIVE TO GEIGER ROAD	FHWA	39,009,495	39,009,495	various	12,630,273	kam Kin Sin, Scot Urada	587-2226, 587-2222	kam.kin.sin@hawaii.gov, scot.t.urada@hawaii.gov
D(TRN)	501/DC	Q760	20.205	FORT WEAVER ROAD WIDENING, VICINITY OF AAWA DRIVE TO GEIGER ROAD	FHWA	2,296,328	2,296,328	various	574,082	kam Kin Sin, Scot Urada	587-2226, 587-2222	kam.kin.sin@hawaii.gov, scot.t.urada@hawaii.gov
D(TRN)	501/DC	H010	20.205	FREEWAY MANAGEMENT SYSTEM PHASE 1B: TRAVELER INFORMATION SYSTEM, UNIT 4B, DYNAMIC MESSAGE SIGN INSTALLATION (CON)	FHWA	846,150	846,150	various	211,537	kam Kin Sin, Scot Urada	587-2226, 587-2222	kam.kin.sin@hawaii.gov, scot.t.urada@hawaii.gov
D(TRN)	501/DC	L010	20.205	FREEWAY MANAGEMENT SYSTEM, PHASE 1B, TRAFFIC OPERATIONS CENTER, UNIT 5C, CONTROL SYSTEMS UPGRADE, PHASE 1	FHWA	225,620	225,620	various	56,405	kam Kin Sin, Scot Urada	587-2226, 587-2222	kam.kin.sin@hawaii.gov, scot.t.urada@hawaii.gov
D(TRN)	501/DC	L010	20.205	FREEWAY MANAGEMENT SYSTEM, PHASE 1B: TRAVELER INFO SYSTEM UNIT 3, ITS EQUIPMENT INSTALLATION (CON)	FHWA	1,954,951	1,954,951	various	488,738	kam Kin Sin, Scot Urada	587-2226, 587-2222	kam.kin.sin@hawaii.gov, scot.t.urada@hawaii.gov
D(TRN)	501/DC	H010	20.205	FREEWAY MANAGEMENT SYSTEM, PHASE 1B: TRAVELER INFORMATION SYSTEM UNIT 1, FREEWAY DATA COLLECTION SYSTEM (CON)	FHWA	656,000	656,000	various	164,000	kam Kin Sin, Scot Urada	587-2226, 587-2222	kam.kin.sin@hawaii.gov, scot.t.urada@hawaii.gov
D(TRN)	501/DC	L010	20.205	FREEWAY MANAGEMENT SYSTEM, PHASE 1B: TRAVELER INFORMATION SYSTEM UNIT 1, FREEWAY DATA COLLECTION SYSTEM (CON)	FHWA	40,000	40,000	various	26,000	kam Kin Sin, Scot Urada	587-2226, 587-2222	kam.kin.sin@hawaii.gov, scot.t.urada@hawaii.gov

Department of Transportation-Highways Division  
Active Federal Awards as of December 1, 2014

Table 11

<u>State Expending Agency</u>	<u>Program ID</u>	<u>Award Number</u>	<u>CFDA Number</u>	<u>Award Description</u>	<u>Awarding Federal Agency</u>	<u>Award Amount</u>	<u>Award Amount Allocated to the Pgm ID in Column B</u>	<u>State Appropriation Symbol</u>	<u>State Fund Match (If Any)</u>	<u>Contact Name</u>	<u>Contact Phone</u>	<u>Contact Email</u>
D(TRN)	501/DC	H010	20.205	FREEWAY MANAGEMENT SYSTEM, PHASE 1B: TRAVELER INFORMATION SYSTEM UNIT 2, ITS TECHNOLOGY PROCUREMENT (CON)	FHWA	766,941	766,941	various	191,735	kam Kin Sin, Scot Urada	587-2226, 587-2222	kam.kin.sin@hawaii.gov, scot.t.urada@hawaii.gov
D(TRN)	501/DC	L010	20.205	FREEWAY MANAGEMENT SYSTEM, PHASE 1B: TRAVELER INFORMATION SYSTEM UNIT 2, ITS TECHNOLOGY PROCUREMENT (CON)	FHWA	50,272	50,272	various	12,568	kam Kin Sin, Scot Urada	587-2226, 587-2222	kam.kin.sin@hawaii.gov, scot.t.urada@hawaii.gov
D(TRN)	501/DC	H010	20.205	FREEWAY MANAGEMENT SYSTEM, PHASE 1B: TRAVELER INFORMATION SYSTEM, UNIT 4A, INTERACTIVE VOICE RECOGNITION SYSTEM (CON)	FHWA	1,133,560	1,133,560	various	283,390	kam Kin Sin, Scot Urada	587-2226, 587-2222	kam.kin.sin@hawaii.gov, scot.t.urada@hawaii.gov
D(TRN)	501/DC	L01E	20.205	FREEWAY MANAGEMENT SYSTEM, PHASE 1C, PART 1A: COMMUNICATION AND POWER INFRASTRUCTURE (C)	FHWA	2,065,886	2,065,886	various	229,543	kam Kin Sin, Scot Urada	587-2226, 587-2222	kam.kin.sin@hawaii.gov, scot.t.urada@hawaii.gov
D(TRN)	501/DC	L050	20.205	FREEWAY MANAGEMENT SYSTEM, SYSTEM MANAGER, H-1, H-2, H-3 AND MOANALUA FREEWAY (PE)	FHWA	3,240,963	3,240,963	various	817,825	kam Kin Sin, Scot Urada	587-2226, 587-2222	kam.kin.sin@hawaii.gov, scot.t.urada@hawaii.gov
D(TRN)	501/DC	L05R	20.205	FREEWAY MANAGEMENT SYSTEM, SYSTEM MANAGER, H-1, H-2, H-3 AND MOANALUA FREEWAY (PE)	FHWA	254,200	254,200	various	63,550	kam Kin Sin, Scot Urada	587-2226, 587-2222	kam.kin.sin@hawaii.gov, scot.t.urada@hawaii.gov
D(TRN)	501/DC	Q100	20.205	H-1 @ AUSTIN BRIDGE SEPARATION & WAIU I.C. , PE & CON FOR SEISMIC RETROFIT	FHWA	955,760	955,760	various	256,940	kam Kin Sin, Scot Urada	587-2226, 587-2222	kam.kin.sin@hawaii.gov, scot.t.urada@hawaii.gov
D(TRN)	501/DC	C230	20.205	H-1 CONCRETE PAVEMENT PRESERVATION DOWEL RETROFIT, M.P. 2.40 - M.P. 3.46 AND M.P. 24.90 - M.P. 26.40	FHWA	5,600,000	5,600,000	various	0	kam Kin Sin, Scot Urada	587-2226, 587-2222	kam.kin.sin@hawaii.gov, scot.t.urada@hawaii.gov
D(TRN)	501/DC	C240	20.205	H-1 CONCRETE PAVEMENT PRESERVATION DOWEL RETROFIT, M.P. 2.40 - M.P. 3.46 AND M.P. 24.90 - M.P. 26.40	FHWA	750,000	750,000	various	0	kam Kin Sin, Scot Urada	587-2226, 587-2222	kam.kin.sin@hawaii.gov, scot.t.urada@hawaii.gov
D(TRN)	501/DC	L400	20.205	H-1 CONCRETE PAVEMENT PRESERVATION DOWEL RETROFIT, M.P. 2.40 - M.P. 3.46 AND M.P. 24.90 - M.P. 26.40	FHWA	240,957	240,957	various	0	kam Kin Sin, Scot Urada	587-2226, 587-2222	kam.kin.sin@hawaii.gov, scot.t.urada@hawaii.gov
D(TRN)	501/DC	Q010	20.205	H-1 FROM KAPIOLANI INTERCHANGE TO AINAKOA AVENUE, PE FOR GUARDRAILS AND SHOULDER IMPROVEMENTS.	FHWA	666,090	666,090	various	86,010	kam Kin Sin, Scot Urada	587-2226, 587-2222	kam.kin.sin@hawaii.gov, scot.t.urada@hawaii.gov
D(TRN)	501/DC	H170	20.205	HON STATE - CASTLE HILL ACCESS ROAD DRAINAGE IMPROVEMENTS, PHASE 1 (CON)	FHWA	2,020,873	2,020,873	various	375,000	kam Kin Sin, Scot Urada	587-2226, 587-2222	kam.kin.sin@hawaii.gov, scot.t.urada@hawaii.gov
D(TRN)	501/DC	L24E	20.205	HON STATE - CASTLE HILL ACCESS ROAD DRAINAGE IMPROVEMENTS, PHASE 1 (CON)	FHWA	168,000	168,000	various	42,000	kam Kin Sin, Scot Urada	587-2226, 587-2222	kam.kin.sin@hawaii.gov, scot.t.urada@hawaii.gov



Department of Transportation-Highways Division  
Active Federal Awards as of December 1, 2014

Table 11

<u>State Expending Agency</u>	<u>Program ID</u>	<u>Award Number</u>	<u>CFDA Number</u>	<u>Award Description</u>	<u>Awarding Federal Agency</u>	<u>Award Amount</u>	<u>Award Amount Allocated to the Pgm ID in Column B</u>	<u>State Appropriation Symbol</u>	<u>State Fund Match (If Any)</u>	<u>Contact Name</u>	<u>Contact Phone</u>	<u>Contact Email</u>
D(TRN)	501/DC	H170	20.205	HON STATE - CASTLE HILLS ACCESS ROAD DRAINAGE IMPROVEMENTS, PHASE 2 (CON)	FHWA	1,979,127	1,979,127	various	0	kam Kin Sin, Scot Urada	587-2226, 587-2222	kam.kin.sin@hawaii.gov, scot.t.urada@hawaii.gov
D(TRN)	501/DC	L24E	20.205	HON STATE - CASTLE HILLS ACCESS ROAD DRAINAGE IMPROVEMENTS, PHASE 2 (CON)	FHWA	1,682,653	1,682,653	various	1,070,663	kam Kin Sin, Scot Urada	587-2226, 587-2222	kam.kin.sin@hawaii.gov, scot.t.urada@hawaii.gov
D(TRN)	501/DC	HY10	20.205	HON STATE - FARRINGTON HIGHWAY INTERSECTION IMPROVEMENTS AT NANAKULI AVENUE AND HALEAKALA AVENUE (C)	FHWA	136,876	136,876	various	34,219	kam Kin Sin, Scot Urada	587-2226, 587-2222	kam.kin.sin@hawaii.gov, scot.t.urada@hawaii.gov
D(TRN)	501/DC	L930	20.205	HON STATE - FARRINGTON HIGHWAY INTERSECTION IMPROVEMENTS AT NANAKULI AVENUE AND HALEAKALA AVENUE (C)	FHWA	81,259	81,259	various	20,315	kam Kin Sin, Scot Urada	587-2226, 587-2222	kam.kin.sin@hawaii.gov, scot.t.urada@hawaii.gov
D(TRN)	501/DC	LY10	20.205	HON STATE - FARRINGTON HIGHWAY INTERSECTION IMPROVEMENTS AT NANAKULI AVENUE AND HALEAKALA AVENUE (C)	FHWA	583,045	583,045	various	145,761	kam Kin Sin, Scot Urada	587-2226, 587-2222	kam.kin.sin@hawaii.gov, scot.t.urada@hawaii.gov
D(TRN)	501/DC	LS4E	20.205	HON STATE - FARRINGTON HIGHWAY INTERSECTION IMPROVEMENTS AT NANAKULI AVENUE AND HALEAKALA AVENUE (C)	FHWA	1,571,813	1,571,813	various	174,646	kam Kin Sin, Scot Urada	587-2226, 587-2222	kam.kin.sin@hawaii.gov, scot.t.urada@hawaii.gov
D(TRN)	501/DC	M001	20.205	HON STATE - FARRINGTON HIGHWAY INTERSECTION IMPROVEMENTS AT NANAKULI AVENUE AND HALEAKALA AVENUE (C)	FHWA	5,407,439	5,407,439	various	1,351,860	kam Kin Sin, Scot Urada	587-2226, 587-2222	kam.kin.sin@hawaii.gov, scot.t.urada@hawaii.gov
D(TRN)	501/DC	MS31	20.205	HON STATE - FARRINGTON HIGHWAY INTERSECTION IMPROVEMENTS AT NANAKULI AVENUE AND HALEAKALA AVENUE (C)	FHWA	1,828,304	1,828,304	various	0	kam Kin Sin, Scot Urada	587-2226, 587-2222	kam.kin.sin@hawaii.gov, scot.t.urada@hawaii.gov
D(TRN)	501/DC	MS32	20.205	HON STATE - FARRINGTON HIGHWAY INTERSECTION IMPROVEMENTS AT NANAKULI AVENUE AND HALEAKALA AVENUE (C)	FHWA	1,152,156	1,152,156	various	0	kam Kin Sin, Scot Urada	587-2226, 587-2222	kam.kin.sin@hawaii.gov, scot.t.urada@hawaii.gov
D(TRN)	501/DC	4260	20.205	HON STATE - FARRINGTON HIGHWAY, NANAKULI TO MAKAHA, PE & CON FOR SAFETY IMPROVEMENTS	FHWA	993,500	993,500	various	0	kam Kin Sin, Scot Urada	587-2226, 587-2222	kam.kin.sin@hawaii.gov, scot.t.urada@hawaii.gov
D(TRN)	501/DC	33D0	20.205	HON STATE - FARRINGTON HIGHWAY, NANAKULI TO MAKAHA, PE & CON FOR SAFETY IMPROVEMENTS	FHWA	908,572	908,572	various	241,428	kam Kin Sin, Scot Urada	587-2226, 587-2222	kam.kin.sin@hawaii.gov, scot.t.urada@hawaii.gov
D(TRN)	501/DC	Q050	20.205	HON STATE - FARRINGTON HIGHWAY, NANAKULI TO MAKAHA, PE & CON FOR SAFETY IMPROVEMENTS	FHWA	4,279,193	4,279,193	various	1,307,036	kam Kin Sin, Scot Urada	587-2226, 587-2222	kam.kin.sin@hawaii.gov, scot.t.urada@hawaii.gov
D(TRN)	501/DC	Q680	20.205	HON STATE - FARRINGTON HIGHWAY, NANAKULI TO MAKAHA, PE & CON FOR SAFETY IMPROVEMENTS	FHWA	1,982,615	1,982,615	various	0	kam Kin Sin, Scot Urada	587-2226, 587-2222	kam.kin.sin@hawaii.gov, scot.t.urada@hawaii.gov

Department of Transportation-Highways Division  
Active Federal Awards as of December 1, 2014

Table 11

<u>State Expending Agency</u>	<u>Program ID</u>	<u>Award Number</u>	<u>CFDA Number</u>	<u>Award Description</u>	<u>Awarding Federal Agency</u>	<u>Award Amount</u>	<u>Award Amount Allocated to the Pgm ID in Column B</u>	<u>State Appropriation Symbol</u>	<u>State Fund Match (If Any)</u>	<u>Contact Name</u>	<u>Contact Phone</u>	<u>Contact Email</u>
D(TRN)	501/DC	L05E	20.205	HON STATE - FFY 2013 FREEWAY SERVICE PATROL, H-1, H-2, H-3 AND H-201 (C)	FHWA	2,964,422	2,964,422	various	329,380	kam Kin Sin, Scot Urada	587-2226, 587-2222	kam.kin.sin@hawaii.gov, scot.t.urada@hawaii.gov
D(TRN)	501/DC	M001	20.205	HON STATE - FFY 2013 FREEWAY SERVICE PATROL, H-1, H-2, H-3 AND H-201 (C)	FHWA	2,708,482	2,708,482	various	300,942	kam Kin Sin, Scot Urada	587-2226, 587-2222	kam.kin.sin@hawaii.gov, scot.t.urada@hawaii.gov
D(TRN)	501/DC	L01E	20.205	HON STATE - FREEWAY MANAGEMENT SYSTEM PHASE 2A DESIGN (PE)	FHWA	1,691,552	1,691,552	various	422,888	kam Kin Sin, Scot Urada	587-2226, 587-2222	kam.kin.sin@hawaii.gov, scot.t.urada@hawaii.gov
D(TRN)	501/DC	04M0	20.205	HON STATE - FREEWAY MANAGEMENT SYSTEM, INTERSTATE H-1, H-2 AND MOANALUA FREEWAY (H-201), PHASE 1C, PART 2 (CON)	FHWA	1,710,000	1,710,000	various	190,000	kam Kin Sin, Scot Urada	587-2226, 587-2222	kam.kin.sin@hawaii.gov, scot.t.urada@hawaii.gov
D(TRN)	501/DC	M001	20.205	HON STATE - FREEWAY MANAGEMENT SYSTEM, INTERSTATE H-1, H-2 AND MOANALUA FREEWAY (H-201), PHASE 1C, PART 2 (CON)	FHWA	90,000	90,000	various	657,835	kam Kin Sin, Scot Urada	587-2226, 587-2222	kam.kin.sin@hawaii.gov, scot.t.urada@hawaii.gov
D(TRN)	501/DC	H010	20.205	HON STATE - FREEWAY MANAGEMENT SYSTEM, PHASE 1B, TRAFFIC OPERATIONS CENTER, UNIT 5A, VIDEO WALL	FHWA	472,412	472,412	various	118,103	kam Kin Sin, Scot Urada	587-2226, 587-2222	kam.kin.sin@hawaii.gov, scot.t.urada@hawaii.gov
D(TRN)	501/DC	L010	20.205	HON STATE - FREEWAY MANAGEMENT SYSTEM, PHASE 1B, TRAFFIC OPERATIONS CENTER, UNIT 5B, COMMUNICATIONS SYSTEM UPGRADE (CON)	FHWA	787,301	787,301	various	196,825	kam Kin Sin, Scot Urada	587-2226, 587-2222	kam.kin.sin@hawaii.gov, scot.t.urada@hawaii.gov
D(TRN)	501/DC	L05R	20.205	HON STATE - FREEWAY MANAGEMENT SYSTEM, PHASE 1C, PART 1B: INSTALLATION OF CCTV AND COMMUNICATION INFRASTRUCTURE (C)	FHWA	1,326,216	1,326,216	various	147,357	kam Kin Sin, Scot Urada	587-2226, 587-2222	kam.kin.sin@hawaii.gov, scot.t.urada@hawaii.gov
D(TRN)	501/DC	L05R	20.205	HON STATE - FREEWAY MANAGEMENT SYSTEM, SYSTEM MANAGER, H-1, H-2, H-3 AND MOANALUA FREEWAY (PE)	FHWA	2,945,800	2,945,800	various	736,450	kam Kin Sin, Scot Urada	587-2226, 587-2222	kam.kin.sin@hawaii.gov, scot.t.urada@hawaii.gov
D(TRN)	501/DC	M001	20.205	HON STATE - FREEWAY MANAGEMENT SYSTEM, SYSTEM MANAGER, H-1, H-2, H-3 AND MOANALUA FREEWAY (PE)	FHWA	2,352,686	2,352,686	various	588,171	kam Kin Sin, Scot Urada	587-2226, 587-2222	kam.kin.sin@hawaii.gov, scot.t.urada@hawaii.gov
D(TRN)	501/DC	Q050	20.205	HON STATE - FREEWAY MANAGEMENT SYSTEM, SYSTEM MANAGER, H-1, H-2, H-3 AND MOANALUA FREEWAY (PE)	FHWA	47,314	47,314	various	11,829	kam Kin Sin, Scot Urada	587-2226, 587-2222	kam.kin.sin@hawaii.gov, scot.t.urada@hawaii.gov
D(TRN)	501/DC	820	20.205	HON STATE - FY 2009 OMPO OVERALL WORK PROGRAM	FHWA	1	1	various	0	kam Kin Sin, Scot Urada	587-2226, 587-2222	kam.kin.sin@hawaii.gov, scot.t.urada@hawaii.gov
D(TRN)	501/DC	H450	20.205	HON STATE - FY 2009 OMPO OVERALL WORK PROGRAM	FHWA	499,073	499,073	various	0	kam Kin Sin, Scot Urada	587-2226, 587-2222	kam.kin.sin@hawaii.gov, scot.t.urada@hawaii.gov

Department of Transportation-Highways Division  
Active Federal Awards as of December 1, 2014

Table 11

<u>State Expending Agency</u>	<u>Program ID</u>	<u>Award Number</u>	<u>CFDA Number</u>	<u>Award Description</u>	<u>Awarding Federal Agency</u>	<u>Award Amount</u>	<u>Award Amount Allocated to the Pgm ID in Column B</u>	<u>State Appropriation Symbol</u>	<u>State Fund Match (If Any)</u>	<u>Contact Name</u>	<u>Contact Phone</u>	<u>Contact Email</u>
D(TRN)	501/DC	L450	20.205	HON STATE - FY 2009 OMPO OVERALL WORK PROGRAM	FHWA	1,200,342	1,200,342	various	0	kam Kin Sin, Scot Urada	587-2226, 587-2222	kam.kin.sin@hawaii.gov, scot.t.urada@hawaii.gov
D(TRN)	501/DC	Q450	20.205	HON STATE - FY 2009 OMPO OVERALL WORK PROGRAM	FHWA	767,266	767,266	various	0	kam Kin Sin, Scot Urada	587-2226, 587-2222	kam.kin.sin@hawaii.gov, scot.t.urada@hawaii.gov
D(TRN)	501/DC	H450	20.205	HON STATE - FY 2010 OMPO OVERALL WORK PROGRAM	FHWA	146,413	146,413	various	0	kam Kin Sin, Scot Urada	587-2226, 587-2222	kam.kin.sin@hawaii.gov, scot.t.urada@hawaii.gov
D(TRN)	501/DC	L450	20.205	HON STATE - FY 2010 OMPO OVERALL WORK PROGRAM	FHWA	1,457,486	1,457,486	various	0	kam Kin Sin, Scot Urada	587-2226, 587-2222	kam.kin.sin@hawaii.gov, scot.t.urada@hawaii.gov
D(TRN)	501/DC	Q450	20.205	HON STATE - FY 2010 OMPO OVERALL WORK PROGRAM	FHWA	16,630	16,630	various	0	kam Kin Sin, Scot Urada	587-2226, 587-2222	kam.kin.sin@hawaii.gov, scot.t.urada@hawaii.gov
D(TRN)	501/DC	4L30	20.205	HON STATE - FY 2011 OMPO OVERALL WORK PROGRAM	FHWA	49,446	49,446	various	0	kam Kin Sin, Scot Urada	587-2226, 587-2222	kam.kin.sin@hawaii.gov, scot.t.urada@hawaii.gov
D(TRN)	501/DC	H450	20.205	HON STATE - FY 2011 OMPO OVERALL WORK PROGRAM	FHWA	49,083	49,083	various	0	kam Kin Sin, Scot Urada	587-2226, 587-2222	kam.kin.sin@hawaii.gov, scot.t.urada@hawaii.gov
D(TRN)	501/DC	L450	20.205	HON STATE - FY 2011 OMPO OVERALL WORK PROGRAM	FHWA	912,922	912,922	various	0	kam Kin Sin, Scot Urada	587-2226, 587-2222	kam.kin.sin@hawaii.gov, scot.t.urada@hawaii.gov
D(TRN)	501/DC	L45E	20.205	HON STATE - FY 2011 OMPO OVERALL WORK PROGRAM	FHWA	3,554	3,554	various	0	kam Kin Sin, Scot Urada	587-2226, 587-2222	kam.kin.sin@hawaii.gov, scot.t.urada@hawaii.gov
D(TRN)	501/DC	L45R	20.205	HON STATE - FY 2011 OMPO OVERALL WORK PROGRAM	FHWA	6,455	6,455	various	0	kam Kin Sin, Scot Urada	587-2226, 587-2222	kam.kin.sin@hawaii.gov, scot.t.urada@hawaii.gov
D(TRN)	501/DC	Q450	20.205	HON STATE - FY 2011 OMPO OVERALL WORK PROGRAM	FHWA	2,966	2,966	various	0	kam Kin Sin, Scot Urada	587-2226, 587-2222	kam.kin.sin@hawaii.gov, scot.t.urada@hawaii.gov
D(TRN)	501/DC	H450	20.205	HON STATE - FY 2012 OMPO OVERALL WORK PROGRAM	FHWA	274,955	274,955	various	0	kam Kin Sin, Scot Urada	587-2226, 587-2222	kam.kin.sin@hawaii.gov, scot.t.urada@hawaii.gov
D(TRN)	501/DC	L450	20.205	HON STATE - FY 2012 OMPO OVERALL WORK PROGRAM	FHWA	402,315	402,315	various	0	kam Kin Sin, Scot Urada	587-2226, 587-2222	kam.kin.sin@hawaii.gov, scot.t.urada@hawaii.gov

Department of Transportation-Highways Division  
Active Federal Awards as of December 1, 2014

Table 11

<u>State Expending Agency</u>	<u>Program ID</u>	<u>Award Number</u>	<u>CFDA Number</u>	<u>Award Description</u>	<u>Awarding Federal Agency</u>	<u>Award Amount</u>	<u>Award Amount Allocated to the Pgm ID in Column B</u>	<u>State Appropriation Symbol</u>	<u>State Fund Match (If Any)</u>	<u>Contact Name</u>	<u>Contact Phone</u>	<u>Contact Email</u>
D(TRN)	501/DC	L45E	20.205	HON STATE - FY 2012 OMPO OVERALL WORK PROGRAM	FHWA	6,833	6,833	various	0	kam Kin Sin, Scot Urada	587-2226, 587-2222	kam.kin.sin@hawaii.gov, scot.t.urada@hawaii.gov
D(TRN)	501/DC	L45R	20.205	HON STATE - FY 2012 OMPO OVERALL WORK PROGRAM	FHWA	0	0	various	0	kam Kin Sin, Scot Urada	587-2226, 587-2222	kam.kin.sin@hawaii.gov, scot.t.urada@hawaii.gov
D(TRN)	501/DC	Q450	20.205	HON STATE - FY 2012 OMPO OVERALL WORK PROGRAM	FHWA	62,919	62,919	various	0	kam Kin Sin, Scot Urada	587-2226, 587-2222	kam.kin.sin@hawaii.gov, scot.t.urada@hawaii.gov
D(TRN)	501/DC	H450	20.205	HON STATE - FY 2013 OMPO OVERALL WORK PROGRAM	FHWA	468,959	468,959	various	0	kam Kin Sin, Scot Urada	587-2226, 587-2222	kam.kin.sin@hawaii.gov, scot.t.urada@hawaii.gov
D(TRN)	501/DC	L450	20.205	HON STATE - FY 2013 OMPO OVERALL WORK PROGRAM	FHWA	312,966	312,966	various	0	kam Kin Sin, Scot Urada	587-2226, 587-2222	kam.kin.sin@hawaii.gov, scot.t.urada@hawaii.gov
D(TRN)	501/DC	L45E	20.205	HON STATE - FY 2013 OMPO OVERALL WORK PROGRAM	FHWA	575,372	575,372	various	0	kam Kin Sin, Scot Urada	587-2226, 587-2222	kam.kin.sin@hawaii.gov, scot.t.urada@hawaii.gov
D(TRN)	501/DC	L45R	20.205	HON STATE - FY 2013 OMPO OVERALL WORK PROGRAM	FHWA	104,660	104,660	various	0	kam Kin Sin, Scot Urada	587-2226, 587-2222	kam.kin.sin@hawaii.gov, scot.t.urada@hawaii.gov
D(TRN)	501/DC	Q450	20.205	HON STATE - FY 2013 OMPO OVERALL WORK PROGRAM	FHWA	245,676	245,676	various	0	kam Kin Sin, Scot Urada	587-2226, 587-2222	kam.kin.sin@hawaii.gov, scot.t.urada@hawaii.gov
D(TRN)	501/DC	H450	20.205	HON STATE - FY 2014 OMPO OVERALL WORK PROGRAM	FHWA	1,760	1,760	various	0	kam Kin Sin, Scot Urada	587-2226, 587-2222	kam.kin.sin@hawaii.gov, scot.t.urada@hawaii.gov
D(TRN)	501/DC	L450	20.205	HON STATE - FY 2014 OMPO OVERALL WORK PROGRAM	FHWA	34,676	34,676	various	0	kam Kin Sin, Scot Urada	587-2226, 587-2222	kam.kin.sin@hawaii.gov, scot.t.urada@hawaii.gov
D(TRN)	501/DC	L45E	20.205	HON STATE - FY 2014 OMPO OVERALL WORK PROGRAM	FHWA	442,283	442,283	various	0	kam Kin Sin, Scot Urada	587-2226, 587-2222	kam.kin.sin@hawaii.gov, scot.t.urada@hawaii.gov
D(TRN)	501/DC	L45R	20.205	HON STATE - FY 2014 OMPO OVERALL WORK PROGRAM	FHWA	0	0	various	0	kam Kin Sin, Scot Urada	587-2226, 587-2222	kam.kin.sin@hawaii.gov, scot.t.urada@hawaii.gov
D(TRN)	501/DC	Q450	20.205	HON STATE - FY 2014 OMPO OVERALL WORK PROGRAM	FHWA	14,042	14,042	various	0	kam Kin Sin, Scot Urada	587-2226, 587-2222	kam.kin.sin@hawaii.gov, scot.t.urada@hawaii.gov

Department of Transportation-Highways Division  
Active Federal Awards as of December 1, 2014

Table 11

<u>State Expending Agency</u>	<u>Program ID</u>	<u>Award Number</u>	<u>CFDA Number</u>	<u>Award Description</u>	<u>Awarding Federal Agency</u>	<u>Award Amount</u>	<u>Award Amount Allocated to the Pgm ID in Column B</u>	<u>State Appropriation Symbol</u>	<u>State Fund Match (If Any)</u>	<u>Contact Name</u>	<u>Contact Phone</u>	<u>Contact Email</u>
D(TRN)	501/DC	H450	20.205	HON STATE - FY 2015 OMPO OVERALL WORK PROGRAM	FHWA	353,063	353,063	various	0	kam Kin Sin, Scot Urada	587-2226, 587-2222	kam.kin.sin@hawaii.gov, scot.t.urada@hawaii.gov
D(TRN)	501/DC	L450	20.205	HON STATE - FY 2015 OMPO OVERALL WORK PROGRAM	FHWA	981,746	981,746	various	0	kam Kin Sin, Scot Urada	587-2226, 587-2222	kam.kin.sin@hawaii.gov, scot.t.urada@hawaii.gov
D(TRN)	501/DC	L45E	20.205	HON STATE - FY 2015 OMPO OVERALL WORK PROGRAM	FHWA	2,355,317	2,355,317	various	0	kam Kin Sin, Scot Urada	587-2226, 587-2222	kam.kin.sin@hawaii.gov, scot.t.urada@hawaii.gov
D(TRN)	501/DC	L45R	20.205	HON STATE - FY 2015 OMPO OVERALL WORK PROGRAM	FHWA	317,024	317,024	various	0	kam Kin Sin, Scot Urada	587-2226, 587-2222	kam.kin.sin@hawaii.gov, scot.t.urada@hawaii.gov
D(TRN)	501/DC	Q450	20.205	HON STATE - FY 2015 OMPO OVERALL WORK PROGRAM	FHWA	284,743	284,743	various	0	kam Kin Sin, Scot Urada	587-2226, 587-2222	kam.kin.sin@hawaii.gov, scot.t.urada@hawaii.gov
D(TRN)	501/DC	LS30	20.205	HON STATE - GUARDRAIL AND SHOULDER IMPROVEMENTS AT VARIOUS LOCATIONS, OAHU (P, C)	FHWA	352,210	352,210	various	39,134	kam Kin Sin, Scot Urada	587-2226, 587-2222	kam.kin.sin@hawaii.gov, scot.t.urada@hawaii.gov
D(TRN)	501/DC	04M0	20.205	HON STATE -- H-1 FROM MIDDLE ST TO PUNCHBOWL ST, PE & CON FOR GRDLR/SHLDR IMPRVMTS	FHWA	64,080	64,080	various	7,120	kam Kin Sin, Scot Urada	587-2226, 587-2222	kam.kin.sin@hawaii.gov, scot.t.urada@hawaii.gov
D(TRN)	501/DC	Q010	20.205	HON STATE -- H-1 FROM MIDDLE ST TO PUNCHBOWL ST, PE & CON FOR GRDLR/SHLDR IMPRVMTS	FHWA	669,895	669,895	various	138,405	kam Kin Sin, Scot Urada	587-2226, 587-2222	kam.kin.sin@hawaii.gov, scot.t.urada@hawaii.gov
D(TRN)	501/DC	H100	20.205	HON STATE - H-1, PEARL CITY AND WAIMALU VIADUCT IMPROVEMENTS, PHASE 1 (CON)	FHWA	43,582	43,582	various	10,896	kam Kin Sin, Scot Urada	587-2226, 587-2222	kam.kin.sin@hawaii.gov, scot.t.urada@hawaii.gov
D(TRN)	501/DC	L1C0	20.205	HON STATE - H-1, PEARL CITY AND WAIMALU VIADUCT IMPROVEMENTS, PHASE 1 (CON)	FHWA	21,858,999	21,858,999	various	2,740,244	kam Kin Sin, Scot Urada	587-2226, 587-2222	kam.kin.sin@hawaii.gov, scot.t.urada@hawaii.gov
D(TRN)	501/DC	L1CE	20.205	HON STATE - H-1, PEARL CITY AND WAIMALU VIADUCT IMPROVEMENTS, PHASE 1 (CON)	FHWA	1,713,864	1,713,864	various	428,466	kam Kin Sin, Scot Urada	587-2226, 587-2222	kam.kin.sin@hawaii.gov, scot.t.urada@hawaii.gov
D(TRN)	501/DC	M230	20.205	HON STATE - HIGHWAY LIGHTING IMPROVEMENTS AT VARIOUS LOCATIONS ON OAHU - INTERSTATE H-1, MOANALUA FREEWAY AND KAMEHAMEHA HWY (PE)	FHWA	851,719	851,719	various	212,930	kam Kin Sin, Scot Urada	587-2226, 587-2222	kam.kin.sin@hawaii.gov, scot.t.urada@hawaii.gov
D(TRN)	501/DC	Q760	20.205	HON STATE - HIGHWAY LIGHTING IMPROVEMENTS AT VARIOUS LOCATIONS ON OAHU - INTERSTATE H-1, MOANALUA FREEWAY AND KAMEHAMEHA HWY (PE)	FHWA	819,881	819,881	various	204,970	kam Kin Sin, Scot Urada	587-2226, 587-2222	kam.kin.sin@hawaii.gov, scot.t.urada@hawaii.gov

Department of Transportation-Highways Division  
Active Federal Awards as of December 1, 2014

Table 11

<u>State Expending Agency</u>	<u>Program ID</u>	<u>Award Number</u>	<u>CFDA Number</u>	<u>Award Description</u>	<u>Awarding Federal Agency</u>	<u>Award Amount</u>	<u>Award Amount Allocated to the Pgm ID in Column B</u>	<u>State Appropriation Symbol</u>	<u>State Fund Match (If Any)</u>	<u>Contact Name</u>	<u>Contact Phone</u>	<u>Contact Email</u>
D(TRN)	501/DC	Q780	20.205	HON STATE - HIGHWAY LIGHTING IMPROVEMENTS AT VARIOUS LOCATIONS ON OAHU - INTERSTATE H-1, MOANALUA FREEWAY AND KAMEHAMEHA HWY (PE)	FHWA	83,200	83,200	various	20,800	kam Kin Sin, Scot Urada	587-2226, 587-2222	kam.kin.sin@hawaii.gov, scot.t.urada@hawaii.gov
D(TRN)	501/DC	L40E	20.205	HON STATE - INTERSTATE ROUTE H-1 CORRIDOR STUDY (P)	FHWA	2,154,339	2,154,339	various	538,585	kam Kin Sin, Scot Urada	587-2226, 587-2222	kam.kin.sin@hawaii.gov, scot.t.urada@hawaii.gov
D(TRN)	501/DC	H010	20.205	HON STATE - INTERSTATE ROUTE H-1 INSTALLATION OF ACCESS CONTROL, MAKAKILO INTERCHANGE TO VICINITY OF H-1/H-2 INTERCHANGE (C)	FHWA	990,000	990,000	various	110,000	kam Kin Sin, Scot Urada	587-2226, 587-2222	kam.kin.sin@hawaii.gov, scot.t.urada@hawaii.gov
D(TRN)	501/DC	L010	20.205	HON STATE - INTERSTATE ROUTE H-1 INSTALLATION OF ACCESS CONTROL, MAKAKILO INTERCHANGE TO VICINITY OF H-1/H-2 INTERCHANGE (C)	FHWA	180,000	180,000	various	20,000	kam Kin Sin, Scot Urada	587-2226, 587-2222	kam.kin.sin@hawaii.gov, scot.t.urada@hawaii.gov
D(TRN)	501/DC	L01E	20.205	HON STATE - INTERSTATE ROUTE H-1 INSTALLATION OF ACCESS CONTROL, MAKAKILO INTERCHANGE TO VICINITY OF H-1/H-2 INTERCHANGE (C)	FHWA	771,972	771,972	various	85,775	kam Kin Sin, Scot Urada	587-2226, 587-2222	kam.kin.sin@hawaii.gov, scot.t.urada@hawaii.gov
D(TRN)	501/DC	3150	20.205	HON STATE - INTERSTATE ROUTE H-1 REHABILITATION, MIDDLE STREET TO VICINITY OF WARD AVENUE (CON)	FHWA	93,245	93,245	various	23,311	kam Kin Sin, Scot Urada	587-2226, 587-2222	kam.kin.sin@hawaii.gov, scot.t.urada@hawaii.gov
D(TRN)	501/DC	L050	20.205	HON STATE - INTERSTATE ROUTE H-1 REHABILITATION, MIDDLE STREET TO VICINITY OF WARD AVENUE (CON)	FHWA	690,356	690,356	various	172,589	kam Kin Sin, Scot Urada	587-2226, 587-2222	kam.kin.sin@hawaii.gov, scot.t.urada@hawaii.gov
D(TRN)	501/DC	L05E	20.205	HON STATE - INTERSTATE ROUTE H-1 REHABILITATION, MIDDLE STREET TO VICINITY OF WARD AVENUE (CON)	FHWA	26,052,226	26,052,226	various	6,514,775	kam Kin Sin, Scot Urada	587-2226, 587-2222	kam.kin.sin@hawaii.gov, scot.t.urada@hawaii.gov
D(TRN)	501/DC	L05R	20.205	HON STATE - INTERSTATE ROUTE H-1 REHABILITATION, MIDDLE STREET TO VICINITY OF WARD AVENUE (CON)	FHWA	3,200,000	3,200,000	various	800,000	kam Kin Sin, Scot Urada	587-2226, 587-2222	kam.kin.sin@hawaii.gov, scot.t.urada@hawaii.gov
D(TRN)	501/DC	M001	20.205	HON STATE - INTERSTATE ROUTE H-1 REHABILITATION, MIDDLE STREET TO VICINITY OF WARD AVENUE (CON)	FHWA	12,460,193	12,460,193	various	3,125,548	kam Kin Sin, Scot Urada	587-2226, 587-2222	kam.kin.sin@hawaii.gov, scot.t.urada@hawaii.gov
D(TRN)	501/DC	Q050	20.205	HON STATE - INTERSTATE ROUTE H-1 REHABILITATION, MIDDLE STREET TO VICINITY OF WARD AVENUE (CON)	FHWA	1,000,000	1,000,000	various	250,000	kam Kin Sin, Scot Urada	587-2226, 587-2222	kam.kin.sin@hawaii.gov, scot.t.urada@hawaii.gov
D(TRN)	501/DC	LS30	20.205	HON STATE - INTERSTATE ROUTE H-1 SAFETY IMPROVEMENTS, BEGINNING OF H-1 (PALAILAI IC) TO WAIAWA OVERPASS (PE)	FHWA	585,378	585,378	various	65,042	kam Kin Sin, Scot Urada	587-2226, 587-2222	kam.kin.sin@hawaii.gov, scot.t.urada@hawaii.gov
D(TRN)	501/DC	L01E	20.205	HON STATE - INTERSTATE ROUTE H-1, AIRPORT VIADUCT REPAIR, VICINITY OF VALKENBURGH STREET TO MIDDLE STREET (CON)	FHWA	10,800,000	10,800,000	various	1,200,000	kam Kin Sin, Scot Urada	587-2226, 587-2222	kam.kin.sin@hawaii.gov, scot.t.urada@hawaii.gov

Department of Transportation-Highways Division  
Active Federal Awards as of December 1, 2014

Table 11

<u>State Expending Agency</u>	<u>Program ID</u>	<u>Award Number</u>	<u>CFDA Number</u>	<u>Award Description</u>	<u>Awarding Federal Agency</u>	<u>Award Amount</u>	<u>Award Amount Allocated to the Pgm ID in Column B</u>	<u>State Appropriation Symbol</u>	<u>State Fund Match (If Any)</u>	<u>Contact Name</u>	<u>Contact Phone</u>	<u>Contact Email</u>
D(TRN)	501/DC	L1CE	20.205	HON STATE - INTERSTATE ROUTE H-1, AIRPORT VIADUCT REPAIR, VICINITY OF VALKENBURGH STREET TO MIDDLE STREET (CON)	FHWA	7,225,561	7,225,561	various	802,840	kam Kin Sin, Scot Urada	587-2226, 587-2222	kam.kin.sin@hawaii.gov, scot.t.urada@hawaii.gov
D(TRN)	501/DC	04M0	20.205	HON STATE - INTERSTATE ROUTE H-1, H-2 & H-201, DESTINATION SIGN UPGRADE/REPLACEMENT (P,C)	FHWA	189,000	189,000	various	21,000	kam Kin Sin, Scot Urada	587-2226, 587-2222	kam.kin.sin@hawaii.gov, scot.t.urada@hawaii.gov
D(TRN)	501/DC	3150	20.205	HON STATE - INTERSTATE ROUTE H-1, H-2 & H-201, DESTINATION SIGN UPGRADE/REPLACEMENT (P,C)	FHWA	1,181,239	1,181,239	various	140,649	kam Kin Sin, Scot Urada	587-2226, 587-2222	kam.kin.sin@hawaii.gov, scot.t.urada@hawaii.gov
D(TRN)	501/DC	H010	20.205	HON STATE - INTERSTATE ROUTE H-1, H-2 & H-201, DESTINATION SIGN UPGRADE/REPLACEMENT (P,C)	FHWA	71,723	71,723	various	7,969	kam Kin Sin, Scot Urada	587-2226, 587-2222	kam.kin.sin@hawaii.gov, scot.t.urada@hawaii.gov
D(TRN)	501/DC	H050	20.205	HON STATE - INTERSTATE ROUTE H-1, H-2 & H-201, DESTINATION SIGN UPGRADE/REPLACEMENT (P,C)	FHWA	450,000	450,000	various	50,000	kam Kin Sin, Scot Urada	587-2226, 587-2222	kam.kin.sin@hawaii.gov, scot.t.urada@hawaii.gov
D(TRN)	501/DC	L010	20.205	HON STATE - INTERSTATE ROUTE H-1, H-2 & H-201, DESTINATION SIGN UPGRADE/REPLACEMENT (P,C)	FHWA	20,563	20,563	various	2,285	kam Kin Sin, Scot Urada	587-2226, 587-2222	kam.kin.sin@hawaii.gov, scot.t.urada@hawaii.gov
D(TRN)	501/DC	L01E	20.205	HON STATE - INTERSTATE ROUTE H-1, H-2 & H-201, DESTINATION SIGN UPGRADE/REPLACEMENT (P,C)	FHWA	3,681,513	3,681,513	various	409,057	kam Kin Sin, Scot Urada	587-2226, 587-2222	kam.kin.sin@hawaii.gov, scot.t.urada@hawaii.gov
D(TRN)	501/DC	HY10	20.205	HON STATE - INTERSTATE RTE H-1, ADDITION & MOD OF FWY ACCESS, PALAILAI INTERCHG TO MAKAKILO INTERCHG (KAPOLEI INTERCHG COMP) PH 1	FHWA	136,876	136,876	various	0	kam Kin Sin, Scot Urada	587-2226, 587-2222	kam.kin.sin@hawaii.gov, scot.t.urada@hawaii.gov
D(TRN)	501/DC	L930	20.205	HON STATE - INTERSTATE RTE H-1, ADDITION & MOD OF FWY ACCESS, PALAILAI INTERCHG TO MAKAKILO INTERCHG (KAPOLEI INTERCHG COMP) PH 1	FHWA	81,259	81,259	various	295	kam Kin Sin, Scot Urada	587-2226, 587-2222	kam.kin.sin@hawaii.gov, scot.t.urada@hawaii.gov
D(TRN)	501/DC	LY10	20.205	HON STATE - INTERSTATE RTE H-1, ADDITION & MOD OF FWY ACCESS, PALAILAI INTERCHG TO MAKAKILO INTERCHG (KAPOLEI INTERCHG COMP) PH 1	FHWA	583,045	583,045	various	0	kam Kin Sin, Scot Urada	587-2226, 587-2222	kam.kin.sin@hawaii.gov, scot.t.urada@hawaii.gov
D(TRN)	501/DC	Q010	20.205	HON STATE - INTERSTATE RTE H-1, ADDITION & MOD OF FWY ACCESS, PALAILAI INTERCHG TO MAKAKILO INTERCHG (KAPOLEI INTERCHG COMP) PH 1	FHWA	16	16	various	428	kam Kin Sin, Scot Urada	587-2226, 587-2222	kam.kin.sin@hawaii.gov, scot.t.urada@hawaii.gov
D(TRN)	501/DC	H660	20.205	HON STATE - INTERSTATE RTE H-1, ADDN & MOD OF FREEWAY ACCESS, PALAILAI INTERCHG TO MAKAKILO INTERCHG, (KAPOLEI INTERCHG COMP) PH 1	FHWA	3,935,712	3,935,712	various	0	kam Kin Sin, Scot Urada	587-2226, 587-2222	kam.kin.sin@hawaii.gov, scot.t.urada@hawaii.gov
D(TRN)	501/DC	420	20.205	HON STATE - INTERSTATE RTE H-1, ADDN & MOD OF FREEWAY ACCESS, PALAILAI INTERCHG TO MAKAKILO INTERCHG, (KAPOLEI INTERCHG COMP) PH 1	FHWA	379,555	379,555	various	0	kam Kin Sin, Scot Urada	587-2226, 587-2222	kam.kin.sin@hawaii.gov, scot.t.urada@hawaii.gov

Department of Transportation-Highways Division  
Active Federal Awards as of December 1, 2014

Table 11

<u>State Expending Agency</u>	<u>Program ID</u>	<u>Award Number</u>	<u>CFDA Number</u>	<u>Award Description</u>	<u>Awarding Federal Agency</u>	<u>Award Amount</u>	<u>Award Amount Allocated to the Pgm ID in Column B</u>	<u>State Appropriation Symbol</u>	<u>State Fund Match (If Any)</u>	<u>Contact Name</u>	<u>Contact Phone</u>	<u>Contact Email</u>
D(TRN)	501/DC	77H0	20.205	HON STATE - INTERSTATE RTE H-1, ADDN & MOD OF FREEWAY ACCESS, PALAILAI INTERCHG TO MAKAKILO INTERCHG, (KAPOLEI INTERCHG COMP) PH 1	FHWA	2,980,157	2,980,157	various	0	kam Kin Sin, Scot Urada	587-2226, 587-2222	kam.kin.sin@hawaii.gov, scot.t.urada@hawaii.gov
D(TRN)	501/DC	H010	20.205	HON STATE - INTERSTATE RTE H-1, ADDN & MOD OF FREEWAY ACCESS, PALAILAI INTERCHG TO MAKAKILO INTERCHG, (KAPOLEI INTERCHG COMP) PH 1	FHWA	416,871	416,871	various	0	kam Kin Sin, Scot Urada	587-2226, 587-2222	kam.kin.sin@hawaii.gov, scot.t.urada@hawaii.gov
D(TRN)	501/DC	L010	20.205	HON STATE - INTERSTATE RTE H-1, ADDN & MOD OF FREEWAY ACCESS, PALAILAI INTERCHG TO MAKAKILO INTERCHG, (KAPOLEI INTERCHG COMP) PH 1	FHWA	12,806,501	12,806,501	various	667,004	kam Kin Sin, Scot Urada	587-2226, 587-2222	kam.kin.sin@hawaii.gov, scot.t.urada@hawaii.gov
D(TRN)	501/DC	L01E	20.205	HON STATE - INTERSTATE RTE H-1, ADDN & MOD OF FREEWAY ACCESS, PALAILAI INTERCHG TO MAKAKILO INTERCHG, (KAPOLEI INTERCHG COMP) PH 1	FHWA	117,913	117,913	various	0	kam Kin Sin, Scot Urada	587-2226, 587-2222	kam.kin.sin@hawaii.gov, scot.t.urada@hawaii.gov
D(TRN)	501/DC	L01R	20.205	HON STATE - INTERSTATE RTE H-1, ADDN & MOD OF FREEWAY ACCESS, PALAILAI INTERCHG TO MAKAKILO INTERCHG, (KAPOLEI INTERCHG COMP) PH 1	FHWA	235,881	235,881	various	0	kam Kin Sin, Scot Urada	587-2226, 587-2222	kam.kin.sin@hawaii.gov, scot.t.urada@hawaii.gov
D(TRN)	501/DC	Q010	20.205	HON STATE - INTERSTATE RTE H-1, ADDN & MOD OF FREEWAY ACCESS, PALAILAI INTERCHG TO MAKAKILO INTERCHG, (KAPOLEI INTERCHG COMP) PH 1	FHWA	331,244	331,244	various	0	kam Kin Sin, Scot Urada	587-2226, 587-2222	kam.kin.sin@hawaii.gov, scot.t.urada@hawaii.gov
D(TRN)	501/DC	HY10	20.205	HON STATE - INTERSTATE RTE H-1, PM CONTRAFLOW LANE, PHASE 2, VICINITY OF RADFORD DRIVE TO WAIAWA INTERCHANGE (PE, DES-BLD)	FHWA	1,016,986	1,016,986	various	254,247	kam Kin Sin, Scot Urada	587-2226, 587-2222	kam.kin.sin@hawaii.gov, scot.t.urada@hawaii.gov
D(TRN)	501/DC	L930	20.205	HON STATE - INTERSTATE RTE H-1, PM CONTRAFLOW LANE, PHASE 2, VICINITY OF RADFORD DRIVE TO WAIAWA INTERCHANGE (PE, DES-BLD)	FHWA	603,761	603,761	various	150,940	kam Kin Sin, Scot Urada	587-2226, 587-2222	kam.kin.sin@hawaii.gov, scot.t.urada@hawaii.gov
D(TRN)	501/DC	LY10	20.205	HON STATE - INTERSTATE RTE H-1, PM CONTRAFLOW LANE, PHASE 2, VICINITY OF RADFORD DRIVE TO WAIAWA INTERCHANGE (PE, DES-BLD)	FHWA	4,332,021	4,332,021	various	1,083,005	kam Kin Sin, Scot Urada	587-2226, 587-2222	kam.kin.sin@hawaii.gov, scot.t.urada@hawaii.gov
D(TRN)	501/DC	3150	20.205	HON STATE - INTERSTATE RTE H-1, PM CONTRAFLOW LANE, PHASE 2, VICINITY OF RADFORD DRIVE TO WAIAWA INTERCHANGE (PE, DES-BLD)	FHWA	2,007,000	2,007,000	various	223,000	kam Kin Sin, Scot Urada	587-2226, 587-2222	kam.kin.sin@hawaii.gov, scot.t.urada@hawaii.gov
D(TRN)	501/DC	L010	20.205	HON STATE - INTERSTATE RTE H-1, PM CONTRAFLOW LANE, PHASE 2, VICINITY OF RADFORD DRIVE TO WAIAWA INTERCHANGE (PE, DES-BLD)	FHWA	12,807,000	12,807,000	various	1,423,000	kam Kin Sin, Scot Urada	587-2226, 587-2222	kam.kin.sin@hawaii.gov, scot.t.urada@hawaii.gov
D(TRN)	501/DC	L01E	20.205	HON STATE - INTERSTATE RTE H-1, PM CONTRAFLOW LANE, PHASE 2, VICINITY OF RADFORD DRIVE TO WAIAWA INTERCHANGE (PE, DES-BLD)	FHWA	9,000,000	9,000,000	various	1,000,000	kam Kin Sin, Scot Urada	587-2226, 587-2222	kam.kin.sin@hawaii.gov, scot.t.urada@hawaii.gov
D(TRN)	501/DC	L050	20.205	HON STATE - INTERSTATE RTE H-1, PM CONTRAFLOW LANE, PHASE 2, VICINITY OF RADFORD DRIVE TO WAIAWA INTERCHANGE (PE, DES-BLD)	FHWA	26,374,500	26,374,500	various	2,950,500	kam Kin Sin, Scot Urada	587-2226, 587-2222	kam.kin.sin@hawaii.gov, scot.t.urada@hawaii.gov



Department of Transportation-Highways Division  
Active Federal Awards as of December 1, 2014

Table 11

<u>State Expending Agency</u>	<u>Program ID</u>	<u>Award Number</u>	<u>CFDA Number</u>	<u>Award Description</u>	<u>Awarding Federal Agency</u>	<u>Award Amount</u>	<u>Award Amount Allocated to the Pgm ID in Column B</u>	<u>State Appropriation Symbol</u>	<u>State Fund Match (If Any)</u>	<u>Contact Name</u>	<u>Contact Phone</u>	<u>Contact Email</u>
D(TRN)	501/DC	L05E	20.205	HON STATE - INTERSTATE RTE H-1, PM CONTRAFLOW LANE, PHASE 2, VICINITY OF RADFORD DRIVE TO WAIAWA INTERCHANGE (PE, DES-BLD)	FHWA	5,700,293	5,700,293	various	2,349,707	kam Kin Sin, Scot Urada	587-2226, 587-2222	kam.kin.sin@hawaii.gov, scot.t.urada@hawaii.gov
D(TRN)	501/DC	L240	20.205	HON STATE - INTERSTATE RTE H-1, PM CONTRAFLOW LANE, PHASE 2, VICINITY OF RADFORD DRIVE TO WAIAWA INTERCHANGE (PE, DES-BLD)	FHWA	7,303,004	7,303,004	various	2,643,296	kam Kin Sin, Scot Urada	587-2226, 587-2222	kam.kin.sin@hawaii.gov, scot.t.urada@hawaii.gov
D(TRN)	501/DC	M378	20.205	HON STATE - INTERSTATE RTE H-1, PM CONTRAFLOW LANE, PHASE 2, VICINITY OF RADFORD DRIVE TO WAIAWA INTERCHANGE (PE, DES-BLD)	FHWA	300,000	300,000	various	0	kam Kin Sin, Scot Urada	587-2226, 587-2222	kam.kin.sin@hawaii.gov, scot.t.urada@hawaii.gov
D(TRN)	501/DC	Q010	20.205	HON STATE - INTERSTATE RTE H-2 & MOANALUA FREEWAY, PE FOR UPGRADING BRIDGE RAILING & END POSTS, GUARDRAIL & SHOULDER IMPROVEMENTS	FHWA	567,000	567,000	various	121,840	kam Kin Sin, Scot Urada	587-2226, 587-2222	kam.kin.sin@hawaii.gov, scot.t.urada@hawaii.gov
D(TRN)	501/DC	Q240	20.205	HON STATE - INTERSTATE RTE H-2 & MOANALUA FREEWAY, PE FOR UPGRADING BRIDGE RAILING & END POSTS, GUARDRAIL & SHOULDER IMPROVEMENTS	FHWA	75,953	75,953	various	51,448	kam Kin Sin, Scot Urada	587-2226, 587-2222	kam.kin.sin@hawaii.gov, scot.t.urada@hawaii.gov
D(TRN)	501/DC	LS30	20.205	HON STATE - INTERSTATE RTE H-3 SAFETY IMPROVEMENTS, VICINITY OF KAMEHAMEHA HWY OFF RAMP TO KANEHOE MARINE CORPS BASE HAWAII (PE)	FHWA	204,683	204,683	various	22,743	kam Kin Sin, Scot Urada	587-2226, 587-2222	kam.kin.sin@hawaii.gov, scot.t.urada@hawaii.gov
D(TRN)	501/DC	MS32	20.205	HON STATE - INTERSTATE RTE H-3 SAFETY IMPROVEMENTS, VICINITY OF KAMEHAMEHA HWY OFF RAMP TO KANEHOE MARINE CORPS BASE HAWAII (PE)	FHWA	1,633,379	1,633,379	various	25,302	kam Kin Sin, Scot Urada	587-2226, 587-2222	kam.kin.sin@hawaii.gov, scot.t.urada@hawaii.gov
D(TRN)	501/DC	HZ20	20.205	HON STATE - KALANIANAOLE HIGHWAY IMPROVEMENTS, VICINITY OF HAWAII KAI DRIVE TO KEAHOLE STREET (CON)	FHWA	1,598,812	1,598,812	various	439,703	kam Kin Sin, Scot Urada	587-2226, 587-2222	kam.kin.sin@hawaii.gov, scot.t.urada@hawaii.gov
D(TRN)	501/DC	L050	20.205	HON STATE - KALANIANAOLE HIGHWAY IMPROVEMENTS, VICINITY OF HAWAII KAI DRIVE TO KEAHOLE STREET (CON)	FHWA	96,001	96,001	various	24,000	kam Kin Sin, Scot Urada	587-2226, 587-2222	kam.kin.sin@hawaii.gov, scot.t.urada@hawaii.gov
D(TRN)	501/DC	M001	20.205	HON STATE - KALANIANAOLE HIGHWAY IMPROVEMENTS, VICINITY OF HAWAII KAI DRIVE TO KEAHOLE STREET (CON)	FHWA	192,080	192,080	various	48,020	kam Kin Sin, Scot Urada	587-2226, 587-2222	kam.kin.sin@hawaii.gov, scot.t.urada@hawaii.gov
D(TRN)	501/DC	33B0	20.205	HON STATE - KALANIANAOLE HIGHWAY, KA IWI PARK; ROW/CON FOR SCENIC SHORELINE	FHWA	4,690,000	4,690,000	various	7,035,000	kam Kin Sin, Scot Urada	587-2226, 587-2222	kam.kin.sin@hawaii.gov, scot.t.urada@hawaii.gov
D(TRN)	501/DC	H220	20.205	HON STATE - KALANIANAOLE HIGHWAY, KA IWI PARK; ROW/CON FOR SCENIC SHORELINE	FHWA	212,800	212,800	various	291,200	kam Kin Sin, Scot Urada	587-2226, 587-2222	kam.kin.sin@hawaii.gov, scot.t.urada@hawaii.gov
D(TRN)	501/DC	Q220	20.205	HON STATE - KALANIANAOLE HIGHWAY, KA IWI PARK; ROW/CON FOR SCENIC SHORELINE	FHWA	5,009,000	5,009,000	various	0	kam Kin Sin, Scot Urada	587-2226, 587-2222	kam.kin.sin@hawaii.gov, scot.t.urada@hawaii.gov

Department of Transportation-Highways Division  
Active Federal Awards as of December 1, 2014

Table 11

<u>State Expending Agency</u>	<u>Program ID</u>	<u>Award Number</u>	<u>CFDA Number</u>	<u>Award Description</u>	<u>Awarding Federal Agency</u>	<u>Award Amount</u>	<u>Award Amount Allocated to the Pgm ID in Column B</u>	<u>State Appropriation Symbol</u>	<u>State Fund Match (If Any)</u>	<u>Contact Name</u>	<u>Contact Phone</u>	<u>Contact Email</u>
D(TRN)	501/DC	33D0	20.205	HON STATE - KALANIANAOLE HWY, INOAOLE STREAM BRIDGE, PE/ROW/CON FOR BRIDGE REPLACEMENT	FHWA	356,000	356,000	various	104,000	kam Kin Sin, Scot Urada	587-2226, 587-2222	kam.kin.sin@hawaii.gov, scot.t.urada@hawaii.gov
D(TRN)	501/DC	M240	20.205	HON STATE - KALANIANAOLE HWY, INOAOLE STREAM BRIDGE, PE/ROW/CON FOR BRIDGE REPLACEMENT	FHWA	373,996	373,996	various	93,499	kam Kin Sin, Scot Urada	587-2226, 587-2222	kam.kin.sin@hawaii.gov, scot.t.urada@hawaii.gov
D(TRN)	501/DC	1180	20.205	HON STATE - KAMEHAMEHA HIGHWAY AT KALUANUI STREAM BRIDGE; PE, ROW & CON FOR BRIDGE REPLACEMENT	FHWA	405,311	405,311	various	101,328	kam Kin Sin, Scot Urada	587-2226, 587-2222	kam.kin.sin@hawaii.gov, scot.t.urada@hawaii.gov
D(TRN)	501/DC	Q100	20.205	HON STATE - KAMEHAMEHA HIGHWAY AT KALUANUI STREAM BRIDGE; PE, ROW & CON FOR BRIDGE REPLACEMENT	FHWA	910,368	910,368	various	227,592	kam Kin Sin, Scot Urada	587-2226, 587-2222	kam.kin.sin@hawaii.gov, scot.t.urada@hawaii.gov
D(TRN)	501/DC	H120	20.205	HON STATE - KAMEHAMEHA HIGHWAY AT LAIELOA STREAM BRIDGE; PE & ROW FOR BRIDGE REHABILITATION	FHWA	623,114	623,114	various	155,779	kam Kin Sin, Scot Urada	587-2226, 587-2222	kam.kin.sin@hawaii.gov, scot.t.urada@hawaii.gov
D(TRN)	501/DC	Q120	20.205	HON STATE - KAMEHAMEHA HIGHWAY AT LAIELOA STREAM BRIDGE; PE & ROW FOR BRIDGE REHABILITATION	FHWA	247,913	247,913	various	73,379	kam Kin Sin, Scot Urada	587-2226, 587-2222	kam.kin.sin@hawaii.gov, scot.t.urada@hawaii.gov
D(TRN)	501/DC	Q100	20.205	HON STATE - KAMEHAMEHA HIGHWAY AT SOUTH KAHANA STREAM BRIDGE; PE, ROW & CON FOR BRIDGE REPLACEMENT	FHWA	1,098,792	1,098,792	various	280,434	kam Kin Sin, Scot Urada	587-2226, 587-2222	kam.kin.sin@hawaii.gov, scot.t.urada@hawaii.gov
D(TRN)	501/DC	L050	20.205	HON STATE - KAMEHAMEHA HIGHWAY REHABILITATION, WAIHAU STREET TO H-2 INTERCHANGE (CON)	FHWA	9,104,100	9,104,100	various	2,495,717	kam Kin Sin, Scot Urada	587-2226, 587-2222	kam.kin.sin@hawaii.gov, scot.t.urada@hawaii.gov
D(TRN)	501/DC	M001	20.205	HON STATE - KAMEHAMEHA HIGHWAY RESURFACING, VICINITY OF KA UKA BOULEVARD TO VICINITY OF WAIHAU STREET (CON)	FHWA	13,141,876	13,141,876	various	3,310,132	kam Kin Sin, Scot Urada	587-2226, 587-2222	kam.kin.sin@hawaii.gov, scot.t.urada@hawaii.gov
D(TRN)	501/DC	LS30	20.205	HON STATE - KAMEHAMEHA HIGHWAY SAFETY IMPROVEMENTS, IN THE VICINITY OF WAIKANE VALLEY ROAD TO KAHEKILI HIGHWAY (P, C)	FHWA	288,072	288,072	various	32,008	kam Kin Sin, Scot Urada	587-2226, 587-2222	kam.kin.sin@hawaii.gov, scot.t.urada@hawaii.gov
D(TRN)	501/DC	LS30	20.205	HON STATE - KAMEHAMEHA HIGHWAY SAFETY IMPROVEMENTS, VICINITY OF KAHANA VALLEY ROAD TO KAAAWA BRIDGE (P, C)	FHWA	477,000	477,000	various	53,000	kam Kin Sin, Scot Urada	587-2226, 587-2222	kam.kin.sin@hawaii.gov, scot.t.urada@hawaii.gov
D(TRN)	501/DC	LS30	20.205	HON STATE - KAMEHAMEHA HIGHWAY SAFETY IMPROVEMENTS, WAIKANE VALLEY ROAD TO KAAAWA BRIDGE (P, C)	FHWA	180,000	180,000	various	20,000	kam Kin Sin, Scot Urada	587-2226, 587-2222	kam.kin.sin@hawaii.gov, scot.t.urada@hawaii.gov
D(TRN)	501/DC	LS4E	20.205	HON STATE - KAMEHAMEHA HIGHWAY SAFETY IMPROVEMENTS, WAIKANE VALLEY ROAD TO KAAAWA BRIDGE (P, C)	FHWA	151,154	151,154	various	16,795	kam Kin Sin, Scot Urada	587-2226, 587-2222	kam.kin.sin@hawaii.gov, scot.t.urada@hawaii.gov

Department of Transportation-Highways Division  
Active Federal Awards as of December 1, 2014

Table 11

<u>State Expending Agency</u>	<u>Program ID</u>	<u>Award Number</u>	<u>CFDA Number</u>	<u>Award Description</u>	<u>Awarding Federal Agency</u>	<u>Award Amount</u>	<u>Award Amount Allocated to the Pgm ID in Column B</u>	<u>State Appropriation Symbol</u>	<u>State Fund Match (If Any)</u>	<u>Contact Name</u>	<u>Contact Phone</u>	<u>Contact Email</u>
D(TRN)	501/DC	LS4R	20.205	HON STATE - KAMEHAMEHA HIGHWAY SAFETY IMPROVEMENTS, WAIKANE VALLEY ROAD TO KAAAWA BRIDGE (P, C)	FHWA	162,977	162,977	various	18,109	kam Kin Sin, Scot Urada	587-2226, 587-2222	kam.kin.sin@hawaii.gov, scot.t.urada@hawaii.gov
D(TRN)	501/DC	LS5E	20.205	HON STATE - KAMEHAMEHA HIGHWAY SAFETY IMPROVEMENTS, WAIKANE VALLEY ROAD TO KAAAWA BRIDGE (P, C)	FHWA	220,219	220,219	various	44,992	kam Kin Sin, Scot Urada	587-2226, 587-2222	kam.kin.sin@hawaii.gov, scot.t.urada@hawaii.gov
D(TRN)	501/DC	LSSR	20.205	HON STATE - KAMEHAMEHA HIGHWAY SAFETY IMPROVEMENTS, WAIKANE VALLEY ROAD TO KAAAWA BRIDGE (P, C)	FHWA	156,423	156,423	various	127,630	kam Kin Sin, Scot Urada	587-2226, 587-2222	kam.kin.sin@hawaii.gov, scot.t.urada@hawaii.gov
D(TRN)	501/DC	MS31	20.205	HON STATE - KAMEHAMEHA HIGHWAY SAFETY IMPROVEMENTS, WAIKANE VALLEY ROAD TO KAAAWA BRIDGE (P, C)	FHWA	554,493	554,493	various	0	kam Kin Sin, Scot Urada	587-2226, 587-2222	kam.kin.sin@hawaii.gov, scot.t.urada@hawaii.gov
D(TRN)	501/DC	MS32	20.205	HON STATE - KAMEHAMEHA HIGHWAY SAFETY IMPROVEMENTS, WAIKANE VALLEY ROAD TO KAAAWA BRIDGE (P, C)	FHWA	237,134	237,134	various	0	kam Kin Sin, Scot Urada	587-2226, 587-2222	kam.kin.sin@hawaii.gov, scot.t.urada@hawaii.gov
D(TRN)	501/DC	1140	20.205	HON STATE - KAMEHAMEHA HIGHWAY, REPAIR AND REPAINT KARSTEN THOT BRIDGE (CON)	FHWA	2,059,210	2,059,210	various	514,802	kam Kin Sin, Scot Urada	587-2226, 587-2222	kam.kin.sin@hawaii.gov, scot.t.urada@hawaii.gov
D(TRN)	501/DC	1180	20.205	HON STATE - KAMEHAMEHA HIGHWAY, REPAIR AND REPAINT KARSTEN THOT BRIDGE (CON)	FHWA	410,044	410,044	various	102,511	kam Kin Sin, Scot Urada	587-2226, 587-2222	kam.kin.sin@hawaii.gov, scot.t.urada@hawaii.gov
D(TRN)	501/DC	L1CE	20.205	HON STATE - KAMEHAMEHA HIGHWAY, REPAIR AND REPAINT KARSTEN THOT BRIDGE (CON)	FHWA	1,364,815	1,364,815	various	1,011,204	kam Kin Sin, Scot Urada	587-2226, 587-2222	kam.kin.sin@hawaii.gov, scot.t.urada@hawaii.gov
D(TRN)	501/DC	Q120	20.205	HON STATE - KAMEHAMEHA HIGHWAY, REPAIR AND REPAINT KARSTEN THOT BRIDGE (CON)	FHWA	78,652	78,652	various	19,663	kam Kin Sin, Scot Urada	587-2226, 587-2222	kam.kin.sin@hawaii.gov, scot.t.urada@hawaii.gov
D(TRN)	501/DC	LO50	20.205	HON STATE - KAMEHAMEHA HIGHWAY, ROCKFALL PROTECTION AT WAIMEA BAY, M.P. 5.4 TO M.P. 5.52 (P, C)	FHWA	1,184,000	1,184,000	various	376,000	kam Kin Sin, Scot Urada	587-2226, 587-2222	kam.kin.sin@hawaii.gov, scot.t.urada@hawaii.gov
D(TRN)	501/DC	H100	20.205	HON STATE - KAMEHAMEHA HIGHWAY, WAIKANE STREAM BRIDGE REPLACEMENT (P, R, C)	FHWA	796,000	796,000	various	199,000	kam Kin Sin, Scot Urada	587-2226, 587-2222	kam.kin.sin@hawaii.gov, scot.t.urada@hawaii.gov
D(TRN)	501/DC	L1C0	20.205	HON STATE - KAMEHAMEHA HIGHWAY, WAIKANE STREAM BRIDGE REPLACEMENT (P, R, C)	FHWA	387,855	387,855	various	109,290	kam Kin Sin, Scot Urada	587-2226, 587-2222	kam.kin.sin@hawaii.gov, scot.t.urada@hawaii.gov
D(TRN)	501/DC	LV5E	20.205	HON STATE - MIDDLE STREET PAVEMENT RECONSTRUCTION, KING STREET TO KAMEHAMEHA HIGHWAY (C)	FHWA	3,000,000	3,000,000	various	0	kam Kin Sin, Scot Urada	587-2226, 587-2222	kam.kin.sin@hawaii.gov, scot.t.urada@hawaii.gov

Department of Transportation-Highways Division  
Active Federal Awards as of December 1, 2014

Table 11

<u>State Expending Agency</u>	<u>Program ID</u>	<u>Award Number</u>	<u>CFDA Number</u>	<u>Award Description</u>	<u>Awarding Federal Agency</u>	<u>Award Amount</u>	<u>Award Amount Allocated to the Pgm ID in Column B</u>	<u>State Appropriation Symbol</u>	<u>State Fund Match (If Any)</u>	<u>Contact Name</u>	<u>Contact Phone</u>	<u>Contact Email</u>
D(TRN)	501/DC	M230	20.205	HON STATE - MIDDLE STREET PAVEMENT RECONSTRUCTION, KING STREET TO KAMEHAMEHA HIGHWAY (C)	FHWA	10,640,000	10,640,000	various	0	kam Kin Sin, Scot Urada	587-2226, 587-2222	kam.kin.sin@hawaii.gov, scot.t.urada@hawaii.gov
D(TRN)	501/DC	Q240	20.205	HON STATE - MIDDLE STREET PAVEMENT RECONSTRUCTION, KING STREET TO KAMEHAMEHA HIGHWAY (C)	FHWA	920,000	920,000	various	0	kam Kin Sin, Scot Urada	587-2226, 587-2222	kam.kin.sin@hawaii.gov, scot.t.urada@hawaii.gov
D(TRN)	501/DC	L240	20.205	HON STATE - NIMITZ HIGHWAY & ALA MOANA BOULEVARD, RESURFACING & HIGHWAY LIGHTING REPLACEMENT, FORT STREET TO KALAKAUA AVENUE (CON)	FHWA	29,039,488	29,039,488	various	7,704,074	kam Kin Sin, Scot Urada	587-2226, 587-2222	kam.kin.sin@hawaii.gov, scot.t.urada@hawaii.gov
D(TRN)	501/DC	L24E	20.205	HON STATE - NIMITZ HIGHWAY & ALA MOANA BOULEVARD, RESURFACING & HIGHWAY LIGHTING REPLACEMENT, FORT STREET TO KALAKAUA AVENUE (CON)	FHWA	5,000,000	5,000,000	various	1,250,000	kam Kin Sin, Scot Urada	587-2226, 587-2222	kam.kin.sin@hawaii.gov, scot.t.urada@hawaii.gov
D(TRN)	501/DC	L400	20.205	HON STATE - NIMITZ HIGHWAY & ALA MOANA BOULEVARD, RESURFACING & HIGHWAY LIGHTING REPLACEMENT, FORT STREET TO KALAKAUA AVENUE (CON)	FHWA	4,000,000	4,000,000	various	1,000,000	kam Kin Sin, Scot Urada	587-2226, 587-2222	kam.kin.sin@hawaii.gov, scot.t.urada@hawaii.gov
D(TRN)	501/DC	L40E	20.205	HON STATE - NIMITZ HIGHWAY & ALA MOANA BOULEVARD, RESURFACING & HIGHWAY LIGHTING REPLACEMENT, FORT STREET TO KALAKAUA AVENUE (CON)	FHWA	3,994,273	3,994,273	various	998,568	kam Kin Sin, Scot Urada	587-2226, 587-2222	kam.kin.sin@hawaii.gov, scot.t.urada@hawaii.gov
D(TRN)	501/DC	M001	20.205	HON STATE - NIMITZ HIGHWAY & ALA MOANA BOULEVARD, RESURFACING & HIGHWAY LIGHTING REPLACEMENT, FORT STREET TO KALAKAUA AVENUE (CON)	FHWA	16,116,739	16,116,739	various	2,887,558	kam Kin Sin, Scot Urada	587-2226, 587-2222	kam.kin.sin@hawaii.gov, scot.t.urada@hawaii.gov
D(TRN)	501/DC	Q240	20.205	HON STATE - NIMITZ HIGHWAY, RODGERS BLVD TO AHUA STREET, CON FOR RESURFACING	FHWA	3,058,661	3,058,661	various	831,665	kam Kin Sin, Scot Urada	587-2226, 587-2222	kam.kin.sin@hawaii.gov, scot.t.urada@hawaii.gov
D(TRN)	501/DC	04M0	20.205	HON STATE - ROUTE H-1 PUNAHOU STREET OFF-RAMP, ROW & CON FOR WIDENING OFF-RAMP	FHWA	130,500	130,500	various	65,504	kam Kin Sin, Scot Urada	587-2226, 587-2222	kam.kin.sin@hawaii.gov, scot.t.urada@hawaii.gov
D(TRN)	501/DC	3150	20.205	HON STATE - ROUTE H-1 PUNAHOU STREET OFF-RAMP, ROW & CON FOR WIDENING OFF-RAMP	FHWA	2,939,474	2,939,474	various	525,808	kam Kin Sin, Scot Urada	587-2226, 587-2222	kam.kin.sin@hawaii.gov, scot.t.urada@hawaii.gov
D(TRN)	501/DC	Q010	20.205	HON STATE - ROUTE H-1 PUNAHOU STREET OFF-RAMP, ROW & CON FOR WIDENING OFF-RAMP	FHWA	1,017,000	1,017,000	various	113,000	kam Kin Sin, Scot Urada	587-2226, 587-2222	kam.kin.sin@hawaii.gov, scot.t.urada@hawaii.gov
D(TRN)	501/DC	C230	20.205	HON STATE - RT 83 KAMEHAMEHA HIGHWAY AT PUNALUU STREAM, PE/ROW/CON FOR BRIDGE REPLACEMENT	FHWA	0	0	various	0	kam Kin Sin, Scot Urada	587-2226, 587-2222	kam.kin.sin@hawaii.gov, scot.t.urada@hawaii.gov
D(TRN)	501/DC	C240	20.205	HON STATE - RT 83 KAMEHAMEHA HIGHWAY AT PUNALUU STREAM, PE/ROW/CON FOR BRIDGE REPLACEMENT	FHWA	15,298,510	15,298,510	various	0	kam Kin Sin, Scot Urada	587-2226, 587-2222	kam.kin.sin@hawaii.gov, scot.t.urada@hawaii.gov

Department of Transportation-Highways Division  
Active Federal Awards as of December 1, 2014

Table 11

<u>State Expending Agency</u>	<u>Program ID</u>	<u>Award Number</u>	<u>CFDA Number</u>	<u>Award Description</u>	<u>Awarding Federal Agency</u>	<u>Award Amount</u>	<u>Award Amount Allocated to the Pgm ID in Column B</u>	<u>State Appropriation Symbol</u>	<u>State Fund Match (If Any)</u>	<u>Contact Name</u>	<u>Contact Phone</u>	<u>Contact Email</u>
D(TRN)	501/DC	L1C0	20.205	HON STATE - RT 83 KAMEHAMEHA HIGHWAY AT PUNALUU STREAM, PE/ROW/CON FOR BRIDGE REPLACEMENT	FHWA	2,682,480	2,682,480	various	750,520	kam Kin Sin, Scot Urada	587-2226, 587-2222	kam.kin.sin@hawaii.gov, scot.t.urada@hawaii.gov
D(TRN)	501/DC	L400	20.205	HON STATE - RT 83 KAMEHAMEHA HIGHWAY AT PUNALUU STREAM, PE/ROW/CON FOR BRIDGE REPLACEMENT	FHWA	1,471,934	1,471,934	various	0	kam Kin Sin, Scot Urada	587-2226, 587-2222	kam.kin.sin@hawaii.gov, scot.t.urada@hawaii.gov
D(TRN)	501/DC	Q100	20.205	HON STATE - RT 83 KAMEHAMEHA HIGHWAY AT PUNALUU STREAM, PE/ROW/CON FOR BRIDGE REPLACEMENT	FHWA	1,116,400	1,116,400	various	313,600	kam Kin Sin, Scot Urada	587-2226, 587-2222	kam.kin.sin@hawaii.gov, scot.t.urada@hawaii.gov
D(TRN)	501/DC	540	20.205	HON STATE - RT H-3: N. HALAWA VALLEY UN I PH 1A, CON 4-LANE DIVIDED FREEWAY	FHWA	24,099,178	24,099,178	various	3,278,946	kam Kin Sin, Scot Urada	587-2226, 587-2222	kam.kin.sin@hawaii.gov, scot.t.urada@hawaii.gov
D(TRN)	501/DC	L10R	20.205	HON STATE - RTE 93, FARRINGTON HWY AT MAKAHA BR NO. 3 & MAKAHA BR NO. 3A; PE, ROW & CON FOR BRIDGE REPLACEMENT, NO ADDED CAPACITY	FHWA	480,000	480,000	various	120,000	kam Kin Sin, Scot Urada	587-2226, 587-2222	kam.kin.sin@hawaii.gov, scot.t.urada@hawaii.gov
D(TRN)	501/DC	L1CE	20.205	HON STATE - RTE 93, FARRINGTON HWY AT MAKAHA BR NO. 3 & MAKAHA BR NO. 3A; PE, ROW & CON FOR BRIDGE REPLACEMENT, NO ADDED CAPACITY	FHWA	190,600	190,600	various	47,650	kam Kin Sin, Scot Urada	587-2226, 587-2222	kam.kin.sin@hawaii.gov, scot.t.urada@hawaii.gov
D(TRN)	501/DC	Q100	20.205	HON STATE - RTE 93, FARRINGTON HWY AT MAKAHA BR NO. 3 & MAKAHA BR NO. 3A; PE, ROW & CON FOR BRIDGE REPLACEMENT, NO ADDED CAPACITY	FHWA	1,258,000	1,258,000	various	344,800	kam Kin Sin, Scot Urada	587-2226, 587-2222	kam.kin.sin@hawaii.gov, scot.t.urada@hawaii.gov
D(TRN)	501/DC	420	20.205	HON STATE - RTE H 3 KOOLAU RANGE TO HALEKOU I.C., PE WATER QUALITY STUDIES (PE)	FHWA	5,745,525	5,745,525	various	660,460	kam Kin Sin, Scot Urada	587-2226, 587-2222	kam.kin.sin@hawaii.gov, scot.t.urada@hawaii.gov
D(TRN)	501/DC	540	20.205	HON STATE - RTE H 3 KOOLAU RANGE TO HALEKOU I.C., PE WATER QUALITY STUDIES (PE)	FHWA	2,432,000	2,432,000	various	272,070	kam Kin Sin, Scot Urada	587-2226, 587-2222	kam.kin.sin@hawaii.gov, scot.t.urada@hawaii.gov
D(TRN)	501/DC	420	20.205	HON STATE - RTE H3 HALAWA I C TO HALEKOU, PE FOR I.C. & DES MGMT	FHWA	24,912,050	24,912,050	various	5,659,850	kam Kin Sin, Scot Urada	587-2226, 587-2222	kam.kin.sin@hawaii.gov, scot.t.urada@hawaii.gov
D(TRN)	501/DC	540	20.205	HON STATE - RTE H3 HALAWA I C TO HALEKOU, PE FOR I.C. & DES MGMT	FHWA	22,066,667	22,066,667	various	3,200,345	kam Kin Sin, Scot Urada	587-2226, 587-2222	kam.kin.sin@hawaii.gov, scot.t.urada@hawaii.gov
D(TRN)	501/DC	420	20.205	HON STATE - RTE H-3: HALAWA QUARRY VIADUCT - MAKAI SEC, CON FOR HWY VIADUCT	FHWA	11,669,116	11,669,116	various	1,584,773	kam Kin Sin, Scot Urada	587-2226, 587-2222	kam.kin.sin@hawaii.gov, scot.t.urada@hawaii.gov
D(TRN)	501/DC	L24E	20.205	HON STATE - VINEYARD BOULEVARD RESURFACING, VICINITY OF PALAMA STREET TO END OF H-1 ON-AND-OFF RAMP (CON)	FHWA	5,500,000	5,500,000	various	1,375,000	kam Kin Sin, Scot Urada	587-2226, 587-2222	kam.kin.sin@hawaii.gov, scot.t.urada@hawaii.gov

Department of Transportation-Highways Division  
Active Federal Awards as of December 1, 2014

Table 11

<u>State Expending Agency</u>	<u>Program ID</u>	<u>Award Number</u>	<u>CFDA Number</u>	<u>Award Description</u>	<u>Awarding Federal Agency</u>	<u>Award Amount</u>	<u>Award Amount Allocated to the Pgm ID in Column B</u>	<u>State Appropriation Symbol</u>	<u>State Fund Match (If Any)</u>	<u>Contact Name</u>	<u>Contact Phone</u>	<u>Contact Email</u>
D(TRN)	501/DC	M240	20.205	HON STATE - VINEYARD BOULEVARD RESURFACING, VICINITY OF PALAMA STREET TO END OF H-1 ON-AND-OFF RAMP (CON)	FHWA	3,163,270	3,163,270	various	806,214	kam Kin Sin, Scot Urada	587-2226, 587-2222	kam.kin.sin@hawaii.gov, scot.t.urada@hawaii.gov
D(TRN)	501/DC	Q120	20.205	INTERSTATE ROUTE H-1 AT LUNALILO-VINEYARD ON-RAMP; PE & CON FOR SEISMIC RETROFIT	FHWA	481,341	481,341	various	212,635	kam Kin Sin, Scot Urada	587-2226, 587-2222	kam.kin.sin@hawaii.gov, scot.t.urada@hawaii.gov
D(TRN)	501/DC	Q010	20.205	INTERSTATE ROUTE H-1 AT PALALAI INTERCHANGE , CON FOR RECONSTRUCTION	FHWA	6,914,866	6,914,866	various	954,379	kam Kin Sin, Scot Urada	587-2226, 587-2222	kam.kin.sin@hawaii.gov, scot.t.urada@hawaii.gov
D(TRN)	501/DC	H010	20.205	INTERSTATE ROUTE H-1 AT PEARL CITY AND WAIMALU VIADUCTS; PE FOR BRIDGE REHABILITATION	FHWA	406,800	406,800	various	45,200	kam Kin Sin, Scot Urada	587-2226, 587-2222	kam.kin.sin@hawaii.gov, scot.t.urada@hawaii.gov
D(TRN)	501/DC	Q010	20.205	INTERSTATE ROUTE H-1 AT PEARL CITY AND WAIMALU VIADUCTS; PE FOR BRIDGE REHABILITATION	FHWA	1,467,000	1,467,000	various	345,000	kam Kin Sin, Scot Urada	587-2226, 587-2222	kam.kin.sin@hawaii.gov, scot.t.urada@hawaii.gov
D(TRN)	501/DC	HY10	20.205	INTERSTATE ROUTE H-1 DECK REPAIR, AIRPORT VIADUCT, VICINITY OF VALKENBURGH STREET TO MIDDLE STREET	FHWA	652,897	652,897	various	163,224	kam Kin Sin, Scot Urada	587-2226, 587-2222	kam.kin.sin@hawaii.gov, scot.t.urada@hawaii.gov
D(TRN)	501/DC	L930	20.205	INTERSTATE ROUTE H-1 DECK REPAIR, AIRPORT VIADUCT, VICINITY OF VALKENBURGH STREET TO MIDDLE STREET	FHWA	387,610	387,610	various	96,903	kam Kin Sin, Scot Urada	587-2226, 587-2222	kam.kin.sin@hawaii.gov, scot.t.urada@hawaii.gov
D(TRN)	501/DC	LY10	20.205	INTERSTATE ROUTE H-1 DECK REPAIR, AIRPORT VIADUCT, VICINITY OF VALKENBURGH STREET TO MIDDLE STREET	FHWA	2,781,121	2,781,121	various	695,281	kam Kin Sin, Scot Urada	587-2226, 587-2222	kam.kin.sin@hawaii.gov, scot.t.urada@hawaii.gov
D(TRN)	501/DC	H010	20.205	INTERSTATE ROUTE H-1 DECK REPAIR, AIRPORT VIADUCT, VICINITY OF VALKENBURGH STREET TO MIDDLE STREET	FHWA	6,813,453	6,813,453	various	2,327,363	kam Kin Sin, Scot Urada	587-2226, 587-2222	kam.kin.sin@hawaii.gov, scot.t.urada@hawaii.gov
D(TRN)	501/DC	L010	20.205	INTERSTATE ROUTE H-1 DECK REPAIR, AIRPORT VIADUCT, VICINITY OF VALKENBURGH STREET TO MIDDLE STREET	FHWA	4,166,500	4,166,500	various	1,041,625	kam Kin Sin, Scot Urada	587-2226, 587-2222	kam.kin.sin@hawaii.gov, scot.t.urada@hawaii.gov
D(TRN)	501/DC	L01E	20.205	INTERSTATE ROUTE H-1 DECK REPAIR, AIRPORT VIADUCT, VICINITY OF VALKENBURGH STREET TO MIDDLE STREET	FHWA	1,600,000	1,600,000	various	400,000	kam Kin Sin, Scot Urada	587-2226, 587-2222	kam.kin.sin@hawaii.gov, scot.t.urada@hawaii.gov
D(TRN)	501/DC	L01R	20.205	INTERSTATE ROUTE H-1 DECK REPAIR, AIRPORT VIADUCT, VICINITY OF VALKENBURGH STREET TO MIDDLE STREET	FHWA	2,400,000	2,400,000	various	600,000	kam Kin Sin, Scot Urada	587-2226, 587-2222	kam.kin.sin@hawaii.gov, scot.t.urada@hawaii.gov
D(TRN)	501/DC	L1C0	20.205	INTERSTATE ROUTE H-1 PALI INTERCHANGE AND NUUANU AVENUE SEPARATION; PE & CON FOR SEISMIC RETROFIT	FHWA	2,819,815	2,819,815	various	313,313	kam Kin Sin, Scot Urada	587-2226, 587-2222	kam.kin.sin@hawaii.gov, scot.t.urada@hawaii.gov

Department of Transportation-Highways Division  
Active Federal Awards as of December 1, 2014

Table 11

<u>State Expending Agency</u>	<u>Program ID</u>	<u>Award Number</u>	<u>CFDA Number</u>	<u>Award Description</u>	<u>Awarding Federal Agency</u>	<u>Award Amount</u>	<u>Award Amount Allocated to the Pgm ID in Column B</u>	<u>State Appropriation Symbol</u>	<u>State Fund Match (If Any)</u>	<u>Contact Name</u>	<u>Contact Phone</u>	<u>Contact Email</u>
D(TRN)	501/DC	L1CR	20.205	INTERSTATE ROUTE H-1 PALI INTERCHANGE AND NUUANU AVENUE SEPARATION; PE & CON FOR SEISMIC RETROFIT	FHWA	1,553,850	1,553,850	various	172,650	kam Kin Sin, Scot Urada	587-2226, 587-2222	kam.kin.sin@hawaii.gov, scot.t.urada@hawaii.gov
D(TRN)	501/DC	Q100	20.205	INTERSTATE ROUTE H-1 PALI INTERCHANGE AND NUUANU AVENUE SEPARATION; PE & CON FOR SEISMIC RETROFIT	FHWA	582,994	582,994	various	145,748	kam Kin Sin, Scot Urada	587-2226, 587-2222	kam.kin.sin@hawaii.gov, scot.t.urada@hawaii.gov
D(TRN)	501/DC	HY10	20.205	INTERSTATE ROUTE H-1, GUARDRAIL AND SHOULDER IMPROVEMENTS, WAIKELE BRIDGE TO AIRPORT INTERCHANGE (CON)	FHWA	520,127	520,127	various	130,032	kam Kin Sin, Scot Urada	587-2226, 587-2222	kam.kin.sin@hawaii.gov, scot.t.urada@hawaii.gov
D(TRN)	501/DC	L930	20.205	INTERSTATE ROUTE H-1, GUARDRAIL AND SHOULDER IMPROVEMENTS, WAIKELE BRIDGE TO AIRPORT INTERCHANGE (CON)	FHWA	308,789	308,789	various	77,197	kam Kin Sin, Scot Urada	587-2226, 587-2222	kam.kin.sin@hawaii.gov, scot.t.urada@hawaii.gov
D(TRN)	501/DC	LY10	20.205	INTERSTATE ROUTE H-1, GUARDRAIL AND SHOULDER IMPROVEMENTS, WAIKELE BRIDGE TO AIRPORT INTERCHANGE (CON)	FHWA	2,215,568	2,215,568	various	553,892	kam Kin Sin, Scot Urada	587-2226, 587-2222	kam.kin.sin@hawaii.gov, scot.t.urada@hawaii.gov
D(TRN)	501/DC	H010	20.205	INTERSTATE ROUTE H-1, GUARDRAIL AND SHOULDER IMPROVEMENTS, WAIKELE BRIDGE TO AIRPORT INTERCHANGE (CON)	FHWA	3,535,386	3,535,386	various	1,050,073	kam Kin Sin, Scot Urada	587-2226, 587-2222	kam.kin.sin@hawaii.gov, scot.t.urada@hawaii.gov
D(TRN)	501/DC	L10R	20.205	INTERSTATE ROUTE H-1, KAPALAMA CANAL BRIDGE REHABILITATION (PE)	FHWA	625,560	625,560	various	156,390	kam Kin Sin, Scot Urada	587-2226, 587-2222	kam.kin.sin@hawaii.gov, scot.t.urada@hawaii.gov
D(TRN)	501/DC	L020	20.205	INTERSTATE ROUTE H-1, KINAU STREET OFF-RAMP IMPROVEMENTS, VICINITY OF QUEEN'S MEDICAL CENTER (CON)	FHWA	6,484,435	6,484,435	various	0	kam Kin Sin, Scot Urada	587-2226, 587-2222	kam.kin.sin@hawaii.gov, scot.t.urada@hawaii.gov
D(TRN)	501/DC	L680	20.205	INTERSTATE ROUTE H-1, KINAU STREET OFF-RAMP IMPROVEMENTS, VICINITY OF QUEEN'S MEDICAL CENTER (CON)	FHWA	1,722,600	1,722,600	various	0	kam Kin Sin, Scot Urada	587-2226, 587-2222	kam.kin.sin@hawaii.gov, scot.t.urada@hawaii.gov
D(TRN)	501/DC	L01E	20.205	INTERSTATE ROUTE H-1, SALT LAKE VIADUCT DECK REPAIR, EASTBOUND (CON)	FHWA	3,008,596	3,008,596	various	334,288	kam Kin Sin, Scot Urada	587-2226, 587-2222	kam.kin.sin@hawaii.gov, scot.t.urada@hawaii.gov
D(TRN)	501/DC	Q050	20.205	INTERSTATE ROUTE H-1, ZIPPER LANE EXTENSION, RADFORD DR. OVERPASS TO KEEHI INTERCHANGE; CON TO INSTALL MOVABLE BARRIER SYS	FHWA	4,709,202	4,709,202	various	548,244	kam Kin Sin, Scot Urada	587-2226, 587-2222	kam.kin.sin@hawaii.gov, scot.t.urada@hawaii.gov
D(TRN)	501/DC	Q920	20.205	INTERSTATE ROUTE H-3, INTERSTATE CONSTRUCTION FINISHING AND WESTBOUND, KAONOHI ST TO PEARL CITY OFF-RAMP (UNIT VIII)	FHWA	11,060,916	11,060,916	various	2,765,229	kam Kin Sin, Scot Urada	587-2226, 587-2222	kam.kin.sin@hawaii.gov, scot.t.urada@hawaii.gov
D(TRN)	501/DC	420	20.205	INTERSTATE ROUTE H-3, INTERSTATE CONSTRUCTION FINISHING AND WESTBOUND, KAONOHI ST TO PEARL CITY OFF-RAMP (UNIT VIII)	FHWA	79,200	79,200	various	8,800	kam Kin Sin, Scot Urada	587-2226, 587-2222	kam.kin.sin@hawaii.gov, scot.t.urada@hawaii.gov

Department of Transportation-Highways Division  
Active Federal Awards as of December 1, 2014

Table 11

<u>State Expending Agency</u>	<u>Program ID</u>	<u>Award Number</u>	<u>CFDA Number</u>	<u>Award Description</u>	<u>Awarding Federal Agency</u>	<u>Award Amount</u>	<u>Award Amount Allocated to the Pgm ID in Column B</u>	<u>State Appropriation Symbol</u>	<u>State Fund Match (If Any)</u>	<u>Contact Name</u>	<u>Contact Phone</u>	<u>Contact Email</u>
D(TRN)	501/DC	440	20.205	INTERSTATE ROUTE H-3, INTERSTATE CONSTRUCTION FINISHING AND WESTBOUND, KAONOHI ST TO PEARL CITY OFF-RAMP (UNIT VIII)	FHWA	3,710,297	3,710,297	various	412,256	kam Kin Sin, Scot Urada	587-2226, 587-2222	kam.kin.sin@hawaii.gov, scot.t.urada@hawaii.gov
D(TRN)	501/DC	540	20.205	INTERSTATE ROUTE H-3, INTERSTATE CONSTRUCTION FINISHING AND WESTBOUND, KAONOHI ST TO PEARL CITY OFF-RAMP (UNIT VIII)	FHWA	149,838,998	149,838,998	various	19,658,565	kam Kin Sin, Scot Urada	587-2226, 587-2222	kam.kin.sin@hawaii.gov, scot.t.urada@hawaii.gov
D(TRN)	501/DC	Q050	20.205	INTERSTATE ROUTE H-3, INTERSTATE CONSTRUCTION FINISHING AND WESTBOUND, KAONOHI ST TO PEARL CITY OFF-RAMP (UNIT VIII)	FHWA	36,022,040	36,022,040	various	4,002,450	kam Kin Sin, Scot Urada	587-2226, 587-2222	kam.kin.sin@hawaii.gov, scot.t.urada@hawaii.gov
D(TRN)	501/DC	L050	20.205	INTERSTATE ROUTES H-1, H-2, H-3 & MOANALUA FR, FREEWAY SERVICE PATROLS	FHWA	1,935,000	1,935,000	various	215,000	kam Kin Sin, Scot Urada	587-2226, 587-2222	kam.kin.sin@hawaii.gov, scot.t.urada@hawaii.gov
D(TRN)	501/DC	L05E	20.205	INTERSTATE ROUTES H-1, H-2, H-3 & MOANALUA FR, FREEWAY SERVICE PATROLS	FHWA	1,840,024	1,840,024	various	204,447	kam Kin Sin, Scot Urada	587-2226, 587-2222	kam.kin.sin@hawaii.gov, scot.t.urada@hawaii.gov
D(TRN)	501/DC	L05R	20.205	INTERSTATE ROUTES H-1, H-2, H-3 & MOANALUA FR, FREEWAY SERVICE PATROLS	FHWA	1,618,151	1,618,151	various	179,795	kam Kin Sin, Scot Urada	587-2226, 587-2222	kam.kin.sin@hawaii.gov, scot.t.urada@hawaii.gov
D(TRN)	501/DC	Q050	20.205	INTERSTATE ROUTES H-1, H-2, H-3 & MOANALUA FR, FREEWAY SERVICE PATROLS	FHWA	2,565,000	2,565,000	various	287,524	kam Kin Sin, Scot Urada	587-2226, 587-2222	kam.kin.sin@hawaii.gov, scot.t.urada@hawaii.gov
D(TRN)	501/DC	H050	20.205	INTERSTATE RTE H-2 REHABILITATION WAIPIO IC & MILILANI IC ON-OFF RAMPS, KA UKA BLVD & MEHEULA PARKWAY OVERPASSES & KIPAPA GULCH BR	FHWA	4,500,000	4,500,000	various	500,000	kam Kin Sin, Scot Urada	587-2226, 587-2222	kam.kin.sin@hawaii.gov, scot.t.urada@hawaii.gov
D(TRN)	501/DC	L010	20.205	INTERSTATE RTE H-2 REHABILITATION WAIPIO IC & MILILANI IC ON-OFF RAMPS, KA UKA BLVD & MEHEULA PARKWAY OVERPASSES & KIPAPA GULCH BR	FHWA	5,018,343	5,018,343	various	774,836	kam Kin Sin, Scot Urada	587-2226, 587-2222	kam.kin.sin@hawaii.gov, scot.t.urada@hawaii.gov
D(TRN)	501/DC	Q010	20.205	INTERSTATE RTE H-2 REHABILITATION WAIPIO IC & MILILANI IC ON-OFF RAMPS, KA UKA BLVD & MEHEULA PARKWAY OVERPASSES & KIPAPA GULCH BR	FHWA	6,300,000	6,300,000	various	700,000	kam Kin Sin, Scot Urada	587-2226, 587-2222	kam.kin.sin@hawaii.gov, scot.t.urada@hawaii.gov
D(TRN)	501/DC	Q050	20.205	KAHEKILI HWY., KULUKEOE ST. TO HAIKU RD.; CON FOR LANDSCAPING IMPROVEMENTS.	FHWA	2,645,604	2,645,604	various	2,367,476	kam Kin Sin, Scot Urada	587-2226, 587-2222	kam.kin.sin@hawaii.gov, scot.t.urada@hawaii.gov
D(TRN)	501/DC	H050	20.205	KALANIANAOLE HIGHWAY IMPROVEMENTS IN WAIMANALO, OLOMANA GOLF COURSE TO POALIMA STREET (P, R, C)	FHWA	518,572	518,572	various	129,643	kam Kin Sin, Scot Urada	587-2226, 587-2222	kam.kin.sin@hawaii.gov, scot.t.urada@hawaii.gov
D(TRN)	501/DC	L050	20.205	KALANIANAOLE HIGHWAY IMPROVEMENTS IN WAIMANALO, OLOMANA GOLF COURSE TO POALIMA STREET (P, R, C)	FHWA	137,600	137,600	various	75,200	kam Kin Sin, Scot Urada	587-2226, 587-2222	kam.kin.sin@hawaii.gov, scot.t.urada@hawaii.gov



Department of Transportation-Highways Division  
Active Federal Awards as of December 1, 2014

Table 11

<u>State Expending Agency</u>	<u>Program ID</u>	<u>Award Number</u>	<u>CFDA Number</u>	<u>Award Description</u>	<u>Awarding Federal Agency</u>	<u>Award Amount</u>	<u>Award Amount Allocated to the Pgm ID in Column B</u>	<u>State Appropriation Symbol</u>	<u>State Fund Match (If Any)</u>	<u>Contact Name</u>	<u>Contact Phone</u>	<u>Contact Email</u>
D(TRN)	501/DC	L050	20.205	KALANIANAOLE HIGHWAY IMPROVEMENTS, RETAINING WALL AT MAKAPUU (CON)	FHWA	7,124,249	7,124,249	various	1,942,070	kam Kin Sin, Scot Urada	587-2226, 587-2222	kam.kin.sin@hawaii.gov, scot.t.urada@hawaii.gov
D(TRN)	501/DC	L05E	20.205	KALANIANAOLE HIGHWAY IMPROVEMENTS, RETAINING WALL AT MAKAPUU (CON)	FHWA	520,000	520,000	various	280,000	kam Kin Sin, Scot Urada	587-2226, 587-2222	kam.kin.sin@hawaii.gov, scot.t.urada@hawaii.gov
D(TRN)	501/DC	LS30	20.205	KALANIANAOLE HIGHWAY SAFETY IMPROVEMENTS, BLOW HOLE TO LUNALILO HOME ROAD (P, C)	FHWA	342,868	342,868	various	65,576	kam Kin Sin, Scot Urada	587-2226, 587-2222	kam.kin.sin@hawaii.gov, scot.t.urada@hawaii.gov
D(TRN)	501/DC	H050	20.205	KALANIANAOLE HIGHWAY, INTERSECTON IMPROVEMENTS AT HANAUMA BAY ROAD (CON)	FHWA	1,306,226	1,306,226	various	431,296	kam Kin Sin, Scot Urada	587-2226, 587-2222	kam.kin.sin@hawaii.gov, scot.t.urada@hawaii.gov
D(TRN)	501/DC	Q050	20.205	KALANIANAOLE HWY, AINAKOA AVE TO W.HIND DR, CON FOR RESURFACING	FHWA	3,623,915	3,623,915	various	978,873	kam Kin Sin, Scot Urada	587-2226, 587-2222	kam.kin.sin@hawaii.gov, scot.t.urada@hawaii.gov
D(TRN)	501/DC	Q100	20.205	KAMEHAMEHA HIGHWAY AT CANE HAUL ROAD OVERPASS (IN-BOUND AND OUT-BOUND), WAIPAHAU, OAHU; PE/ROW/CON FOR BRIDGE REPLACEMENT	FHWA	980,000	980,000	various	564,750	kam Kin Sin, Scot Urada	587-2226, 587-2222	kam.kin.sin@hawaii.gov, scot.t.urada@hawaii.gov
D(TRN)	501/DC	1180	20.205	KAMEHAMEHA HIGHWAY AT HALAWA STREAM, CON FOR BRIDGE REPLACEMENT	FHWA	1,821,391	1,821,391	various	1,007,694	kam Kin Sin, Scot Urada	587-2226, 587-2222	kam.kin.sin@hawaii.gov, scot.t.urada@hawaii.gov
D(TRN)	501/DC	H120	20.205	KAMEHAMEHA HIGHWAY AT HALAWA STREAM, CON FOR BRIDGE REPLACEMENT	FHWA	2,299,272	2,299,272	various	574,806	kam Kin Sin, Scot Urada	587-2226, 587-2222	kam.kin.sin@hawaii.gov, scot.t.urada@hawaii.gov
D(TRN)	501/DC	Q100	20.205	KAMEHAMEHA HIGHWAY AT HALAWA STREAM, CON FOR BRIDGE REPLACEMENT	FHWA	6,110,000	6,110,000	various	1,527,515	kam Kin Sin, Scot Urada	587-2226, 587-2222	kam.kin.sin@hawaii.gov, scot.t.urada@hawaii.gov
D(TRN)	501/DC	Q100	20.205	KAMEHAMEHA HIGHWAY AT KAWELA STREAM BRIDGE; ROW & CON FOR BRIDGE REPLACEMENT.	FHWA	168,000	168,000	various	42,000	kam Kin Sin, Scot Urada	587-2226, 587-2222	kam.kin.sin@hawaii.gov, scot.t.urada@hawaii.gov
D(TRN)	501/DC	H100	20.205	KAMEHAMEHA HIGHWAY AT KOKOLOLIO STREAM BRIDGE REPLACEMENT; ROW & CON FOR BRIDGE REPLACEMENT	FHWA	235,318	235,318	various	58,829	kam Kin Sin, Scot Urada	587-2226, 587-2222	kam.kin.sin@hawaii.gov, scot.t.urada@hawaii.gov
D(TRN)	501/DC	Q050	20.205	KAMEHAMEHA HIGHWAY AT KOKOLOLIO STREAM BRIDGE REPLACEMENT; ROW & CON FOR BRIDGE REPLACEMENT	FHWA	1,614,183	1,614,183	various	431,846	kam Kin Sin, Scot Urada	587-2226, 587-2222	kam.kin.sin@hawaii.gov, scot.t.urada@hawaii.gov
D(TRN)	501/DC	Q100	20.205	KAMEHAMEHA HIGHWAY AT KOKOLOLIO STREAM BRIDGE REPLACEMENT; ROW & CON FOR BRIDGE REPLACEMENT	FHWA	4,531,842	4,531,842	various	1,198,661	kam Kin Sin, Scot Urada	587-2226, 587-2222	kam.kin.sin@hawaii.gov, scot.t.urada@hawaii.gov

Department of Transportation-Highways Division  
Active Federal Awards as of December 1, 2014

Table 11

<u>State Expending Agency</u>	<u>Program ID</u>	<u>Award Number</u>	<u>CFDA Number</u>	<u>Award Description</u>	<u>Awarding Federal Agency</u>	<u>Award Amount</u>	<u>Award Amount Allocated to the Pgm ID in Column B</u>	<u>State Appropriation Symbol</u>	<u>State Fund Match (If Any)</u>	<u>Contact Name</u>	<u>Contact Phone</u>	<u>Contact Email</u>
D(TRN)	501/DC	H100	20.205	KAMEHAMEHA HIGHWAY AT WAIPILOPOI STREAM BRIDGE; PE & CON FOR BRIDGE REHABILITATION - NO ADDED CAPACITY	FHWA	960,000	960,000	various	240,389	kam Kin Sin, Scot Urada	587-2226, 587-2222	kam.kin.sin@hawaii.gov, scot.t.urada@hawaii.gov
D(TRN)	501/DC	Q050	20.205	KAMEHAMEHA HIGHWAY IMPROVEMENTS, WAIPAHU ST. TO KA UKA BLVD., PE & ROW FOR ROADWAY IMPROVEMENTS.	FHWA	544,000	544,000	various	136,000	kam Kin Sin, Scot Urada	587-2226, 587-2222	kam.kin.sin@hawaii.gov, scot.t.urada@hawaii.gov
D(TRN)	501/DC	L050	20.205	KAMEHAMEHA HIGHWAY RESURFACING, WAIHOLE VALLEY ROAD TO CROUCHING LION INN (CON)	FHWA	831,290	831,290	various	207,822	kam Kin Sin, Scot Urada	587-2226, 587-2222	kam.kin.sin@hawaii.gov, scot.t.urada@hawaii.gov
D(TRN)	501/DC	Q050	20.205	KAMEHAMEHA HIGHWAY RESURFACING, WAIHOLE VALLEY ROAD TO CROUCHING LION INN (CON)	FHWA	12,296,963	12,296,963	various	3,653,016	kam Kin Sin, Scot Urada	587-2226, 587-2222	kam.kin.sin@hawaii.gov, scot.t.urada@hawaii.gov
D(TRN)	501/DC	L05E	20.205	KAMEHAMEHA HIGHWAY SHORELINE PROTECTION, VICINITY OF HAUULA (PE)	FHWA	818,780	818,780	various	204,695	kam Kin Sin, Scot Urada	587-2226, 587-2222	kam.kin.sin@hawaii.gov, scot.t.urada@hawaii.gov
D(TRN)	501/DC	L05E	20.205	KAMEHAMEHA HIGHWAY SHORELINE PROTECTION, VICINITY OF KAAAWA (PE)	FHWA	818,780	818,780	various	204,695	kam Kin Sin, Scot Urada	587-2226, 587-2222	kam.kin.sin@hawaii.gov, scot.t.urada@hawaii.gov
D(TRN)	501/DC	Q050	20.205	KAMEHAMEHA HIGHWAY WIDENING, LANIKUHANA AVENUE TO KA UKA BOULEVARD (PE FOR PLANNING)	FHWA	1,020,760	1,020,760	various	255,190	kam Kin Sin, Scot Urada	587-2226, 587-2222	kam.kin.sin@hawaii.gov, scot.t.urada@hawaii.gov
D(TRN)	501/DC	H050	20.205	KAMEHAMEHA HIGHWAY, HYGIENIC STORE TO KAALAEA STREAM; PE FOR TRAFFIC IMPROVEMENTS	FHWA	800,000	800,000	various	200,000	kam Kin Sin, Scot Urada	587-2226, 587-2222	kam.kin.sin@hawaii.gov, scot.t.urada@hawaii.gov
D(TRN)	501/DC	Q770	20.205	KAMEHAMEHA HIGHWAY, HYGIENIC STORE TO KAALAEA STREAM; PE FOR TRAFFIC IMPROVEMENTS	FHWA	2,400,000	2,400,000	various	600,000	kam Kin Sin, Scot Urada	587-2226, 587-2222	kam.kin.sin@hawaii.gov, scot.t.urada@hawaii.gov
D(TRN)	501/DC	H100	20.205	KAMEHAMEHA HIGHWAY, MAKAAUA STREAM BRIDGE REHABILITATION	FHWA	696,000	696,000	various	174,000	kam Kin Sin, Scot Urada	587-2226, 587-2222	kam.kin.sin@hawaii.gov, scot.t.urada@hawaii.gov
D(TRN)	501/DC	L1C0	20.205	KAMEHAMEHA HIGHWAY, MAKAAUA STREAM BRIDGE REHABILITATION	FHWA	126,167	126,167	various	33,859	kam Kin Sin, Scot Urada	587-2226, 587-2222	kam.kin.sin@hawaii.gov, scot.t.urada@hawaii.gov
D(TRN)	501/DC	L10R	20.205	KAMEHAMEHA HIGHWAY, UPPER POAMOHO STREAM BRIDGE REPLACEMENT; PE, ROW & CON	FHWA	193,144	193,144	various	48,286	kam Kin Sin, Scot Urada	587-2226, 587-2222	kam.kin.sin@hawaii.gov, scot.t.urada@hawaii.gov
D(TRN)	501/DC	Q100	20.205	KAMEHAMEHA HIGHWAY, UPPER POAMOHO STREAM BRIDGE REPLACEMENT; PE, ROW & CON	FHWA	2,017,216	2,017,216	various	508,868	kam Kin Sin, Scot Urada	587-2226, 587-2222	kam.kin.sin@hawaii.gov, scot.t.urada@hawaii.gov

Department of Transportation-Highways Division  
Active Federal Awards as of December 1, 2014

Table 11

<u>State Expending Agency</u>	<u>Program ID</u>	<u>Award Number</u>	<u>CFDA Number</u>	<u>Award Description</u>	<u>Awarding Federal Agency</u>	<u>Award Amount</u>	<u>Award Amount Allocated to the Pgm ID in Column B</u>	<u>State Appropriation Symbol</u>	<u>State Fund Match (If Any)</u>	<u>Contact Name</u>	<u>Contact Phone</u>	<u>Contact Email</u>
D(TRN)	501/DC	1180	20.205	KAMEHAMEHA HWY @ WAIHOLE, PE & CON FOR BRIDGE REPLACEMENT	FHWA	346,400	346,400	various	130,600	kam Kin Sin, Scot Urada	587-2226, 587-2222	kam.kin.sin@hawaii.gov, scot.t.urada@hawaii.gov
D(TRN)	501/DC	L10R	20.205	KAMEHAMEHA HWY @ WAIHOLE, PE & CON FOR BRIDGE REPLACEMENT	FHWA	803,440	803,440	various	200,860	kam Kin Sin, Scot Urada	587-2226, 587-2222	kam.kin.sin@hawaii.gov, scot.t.urada@hawaii.gov
D(TRN)	501/DC	Q100	20.205	KAMEHAMEHA HWY @ WAIHOLE, PE & CON FOR BRIDGE REPLACEMENT	FHWA	80,000	80,000	various	20,000	kam Kin Sin, Scot Urada	587-2226, 587-2222	kam.kin.sin@hawaii.gov, scot.t.urada@hawaii.gov
D(TRN)	501/DC	3080	20.205	KAMEHAMEHA HWY AT LEILEHUA GOLF COURSE ROAD , CON FOR INTS'N IMPRVMTS/TRAFFIC SIG	FHWA	1,225,445	1,225,445	various	1,581,797	kam Kin Sin, Scot Urada	587-2226, 587-2222	kam.kin.sin@hawaii.gov, scot.t.urada@hawaii.gov
D(TRN)	501/DC	3090	20.205	KAMEHAMEHA HWY AT LEILEHUA GOLF COURSE ROAD , CON FOR INTS'N IMPRVMTS/TRAFFIC SIG	FHWA	735,267	735,267	various	2,071,975	kam Kin Sin, Scot Urada	587-2226, 587-2222	kam.kin.sin@hawaii.gov, scot.t.urada@hawaii.gov
D(TRN)	501/DC	3200	20.205	KAMEHAMEHA HWY AT LEILEHUA GOLF COURSE ROAD , CON FOR INTS'N IMPRVMTS/TRAFFIC SIG	FHWA	249,708	249,708	various	247,350	kam Kin Sin, Scot Urada	587-2226, 587-2222	kam.kin.sin@hawaii.gov, scot.t.urada@hawaii.gov
D(TRN)	501/DC	L1C0	20.205	KAMEHAMEHA HWY AT NORTH KAHANA STREAM BRIDGE; ROW AND CON FOR BRIDGE REPLACEMENT	FHWA	12,852,532	12,852,532	various	4,126,957	kam Kin Sin, Scot Urada	587-2226, 587-2222	kam.kin.sin@hawaii.gov, scot.t.urada@hawaii.gov
D(TRN)	501/DC	Q100	20.205	KAMEHAMEHA HWY AT NORTH KAHANA STREAM BRIDGE; ROW AND CON FOR BRIDGE REPLACEMENT	FHWA	128,800	128,800	various	89,398	kam Kin Sin, Scot Urada	587-2226, 587-2222	kam.kin.sin@hawaii.gov, scot.t.urada@hawaii.gov
D(TRN)	501/DC	45A0	20.205	KAMEHAMEHA HWY, VICINITY OF KAHUKU HOSPITAL & AT KII BRIDGE; PE & CON FOR DRAINAGE IMPRVMTS & BR REPLACEMENT	FHWA	4,989,000	4,989,000	various	1,225,000	kam Kin Sin, Scot Urada	587-2226, 587-2222	kam.kin.sin@hawaii.gov, scot.t.urada@hawaii.gov
D(TRN)	501/DC	Q050	20.205	KAMEHAMEHA HWY, VICINITY OF KAHUKU HOSPITAL & AT KII BRIDGE; PE & CON FOR DRAINAGE IMPRVMTS & BR REPLACEMENT	FHWA	3,011,467	3,011,467	various	760,741	kam Kin Sin, Scot Urada	587-2226, 587-2222	kam.kin.sin@hawaii.gov, scot.t.urada@hawaii.gov
D(TRN)	501/DC	L1C0	20.205	KAMEHEMEHA HIGHWAY, KAIPAPAU STREAM BRIDGE REPLACEMENT; ROW AND CONSTRUCTION FOR EXISTING STRUCTURE	FHWA	886,372	886,372	various	221,593	kam Kin Sin, Scot Urada	587-2226, 587-2222	kam.kin.sin@hawaii.gov, scot.t.urada@hawaii.gov
D(TRN)	501/DC	Q100	20.205	KAMEHEMEHA HIGHWAY, KAIPAPAU STREAM BRIDGE REPLACEMENT; ROW AND CONSTRUCTION FOR EXISTING STRUCTURE	FHWA	80,000	80,000	various	26,000	kam Kin Sin, Scot Urada	587-2226, 587-2222	kam.kin.sin@hawaii.gov, scot.t.urada@hawaii.gov
D(TRN)	501/DC	33B0	20.205	LEEWARD BIKEWAY, WAIPAHU DEPOT ROAD TO LUALUALEI (P, R)	FHWA	606,805	606,805	various	455,970	kam Kin Sin, Scot Urada	587-2226, 587-2222	kam.kin.sin@hawaii.gov, scot.t.urada@hawaii.gov

Department of Transportation-Highways Division  
Active Federal Awards as of December 1, 2014

Table 11

<u>State Expending Agency</u>	<u>Program ID</u>	<u>Award Number</u>	<u>CFDA Number</u>	<u>Award Description</u>	<u>Awarding Federal Agency</u>	<u>Award Amount</u>	<u>Award Amount Allocated to the Pgm ID in Column B</u>	<u>State Appropriation Symbol</u>	<u>State Fund Match (If Any)</u>	<u>Contact Name</u>	<u>Contact Phone</u>	<u>Contact Email</u>
D(TRN)	501/DC	L220	20.205	LEEWARD BIKEWAY, WAIPAHU DEPOT ROAD TO LUALUALEI (P, R)	FHWA	2,301,020	2,301,020	various	575,255	kam Kin Sin, Scot Urada	587-2226, 587-2222	kam.kin.sin@hawaii.gov, scot.t.urada@hawaii.gov
D(TRN)	501/DC	Q220	20.205	LEEWARD BIKEWAY, WAIPAHU DEPOT ROAD TO LUALUALEI (P, R)	FHWA	2,604,786	2,604,786	various	1,064,353	kam Kin Sin, Scot Urada	587-2226, 587-2222	kam.kin.sin@hawaii.gov, scot.t.urada@hawaii.gov
D(TRN)	501/DC	L970	20.205	MAMALAOHA KONA HERITAGE CORRIDOR - CORRIDOR MANAGEMENT PLAN DEVELOPMENT (P)	FHWA	29,140	29,140	various	0	kam Kin Sin, Scot Urada	587-2226, 587-2222	kam.kin.sin@hawaii.gov, scot.t.urada@hawaii.gov
D(TRN)	501/DC	3670	20.205	MOANALUA FREEWAY RESURFACING, HALAWA INTERCHANGE TO KAHAUIKI (MIDDLE STREET) INTERCHANGE;CON FOR RESURFACING	FHWA	5,852,571	5,852,571	various	1,463,143	kam Kin Sin, Scot Urada	587-2226, 587-2222	kam.kin.sin@hawaii.gov, scot.t.urada@hawaii.gov
D(TRN)	501/DC	Q050	20.205	MOANALUA FREEWAY RESURFACING, HALAWA INTERCHANGE TO KAHAUIKI (MIDDLE STREET) INTERCHANGE;CON FOR RESURFACING	FHWA	1,348,832	1,348,832	various	337,207	kam Kin Sin, Scot Urada	587-2226, 587-2222	kam.kin.sin@hawaii.gov, scot.t.urada@hawaii.gov
D(TRN)	501/DC	H120	20.205	MOANALUA FREEWAY, SEISMIC RETROFIT OF PUULOA INTERCHANGE (PE)	FHWA	725,656	725,656	various	181,414	kam Kin Sin, Scot Urada	587-2226, 587-2222	kam.kin.sin@hawaii.gov, scot.t.urada@hawaii.gov
D(TRN)	501/DC	Q120	20.205	MOANALUA FREEWAY, SEISMIC RETROFIT OF PUULOA INTERCHANGE (PE)	FHWA	752,000	752,000	various	193,500	kam Kin Sin, Scot Urada	587-2226, 587-2222	kam.kin.sin@hawaii.gov, scot.t.urada@hawaii.gov
D(TRN)	501/DC	Q050	20.205	NIMITZ HWY, SUMNER ST TO QUEEN ST, CON FOR REHABILITATION	FHWA	8,959,237	8,959,237	various	2,273,938	kam Kin Sin, Scot Urada	587-2226, 587-2222	kam.kin.sin@hawaii.gov, scot.t.urada@hawaii.gov
D(TRN)	501/DC	Q920	20.205	NORTH-SOUTH RD FROM KAPOLEI PARKWAY TO FARRINGTON HWY; ROW FOR NEW ROADWAY	FHWA	1,537,648	1,537,648	various	384,412	kam Kin Sin, Scot Urada	587-2226, 587-2222	kam.kin.sin@hawaii.gov, scot.t.urada@hawaii.gov
D(TRN)	501/DC	L240	20.205	NORTH-SOUTH RD FROM KAPOLEI PARKWAY TO FARRINGTON HWY; ROW FOR NEW ROADWAY	FHWA	4,254,352	4,254,352	various	1,063,588	kam Kin Sin, Scot Urada	587-2226, 587-2222	kam.kin.sin@hawaii.gov, scot.t.urada@hawaii.gov
D(TRN)	501/DC	Q240	20.205	NORTH-SOUTH RD FROM KAPOLEI PARKWAY TO FARRINGTON HWY; ROW FOR NEW ROADWAY	FHWA	1,222,464	1,222,464	various	415,647	kam Kin Sin, Scot Urada	587-2226, 587-2222	kam.kin.sin@hawaii.gov, scot.t.urada@hawaii.gov
D(TRN)	501/DC	Q920	20.205	NORTH-SOUTH ROAD PH 1A - FLOATING SEGMENT BETWEEN KAPOLEI PARKWAY TO FARRINGTON HIGHWAY; CON FOR NEW ROADWAY	FHWA	10,639,508	10,639,508	various	4,246,427	kam Kin Sin, Scot Urada	587-2226, 587-2222	kam.kin.sin@hawaii.gov, scot.t.urada@hawaii.gov
D(TRN)	501/DC	H240	20.205	NORTH-SOUTH ROAD PH 1A - FLOATING SEGMENT BETWEEN KAPOLEI PARKWAY TO FARRINGTON HIGHWAY; CON FOR NEW ROADWAY	FHWA	2,925,377	2,925,377	various	1,233,344	kam Kin Sin, Scot Urada	587-2226, 587-2222	kam.kin.sin@hawaii.gov, scot.t.urada@hawaii.gov

Department of Transportation-Highways Division  
Active Federal Awards as of December 1, 2014

Table 11

<u>State Expending Agency</u>	<u>Program ID</u>	<u>Award Number</u>	<u>CFDA Number</u>	<u>Award Description</u>	<u>Awarding Federal Agency</u>	<u>Award Amount</u>	<u>Award Amount Allocated to the Pgm ID in Column B</u>	<u>State Appropriation Symbol</u>	<u>State Fund Match (If Any)</u>	<u>Contact Name</u>	<u>Contact Phone</u>	<u>Contact Email</u>
D(TRN)	501/DC	H680	20.205	NORTH-SOUTH ROAD PH 1A - FLOATING SEGMENT BETWEEN KAPOLEI PARKWAY TO FARRINGTON HIGHWAY; CON FOR NEW ROADWAY	FHWA	940,419	940,419	various	235,105	kam Kin Sin, Scot Urada	587-2226, 587-2222	kam.kin.sin@hawaii.gov, scot.t.urada@hawaii.gov
D(TRN)	501/DC	H760	20.205	NORTH-SOUTH ROAD PH 1A - FLOATING SEGMENT BETWEEN KAPOLEI PARKWAY TO FARRINGTON HIGHWAY; CON FOR NEW ROADWAY	FHWA	0	0	various	0	kam Kin Sin, Scot Urada	587-2226, 587-2222	kam.kin.sin@hawaii.gov, scot.t.urada@hawaii.gov
D(TRN)	501/DC	H770	20.205	NORTH-SOUTH ROAD PH 1A - FLOATING SEGMENT BETWEEN KAPOLEI PARKWAY TO FARRINGTON HIGHWAY; CON FOR NEW ROADWAY	FHWA	0	0	various	0	kam Kin Sin, Scot Urada	587-2226, 587-2222	kam.kin.sin@hawaii.gov, scot.t.urada@hawaii.gov
D(TRN)	501/DC	LY30	20.205	NORTH-SOUTH ROAD, PH 1C (CON)	FHWA	5,011,707	5,011,707	various	1,252,927	kam Kin Sin, Scot Urada	587-2226, 587-2222	kam.kin.sin@hawaii.gov, scot.t.urada@hawaii.gov
D(TRN)	501/DC	HZ20	20.205	NORTH-SOUTH ROAD, PH 1C (CON)	FHWA	3,243,454	3,243,454	various	810,863	kam Kin Sin, Scot Urada	587-2226, 587-2222	kam.kin.sin@hawaii.gov, scot.t.urada@hawaii.gov
D(TRN)	501/DC	L050	20.205	NORTH-SOUTH ROAD, PH 1C (CON)	FHWA	43,467,271	43,467,271	various	11,676,184	kam Kin Sin, Scot Urada	587-2226, 587-2222	kam.kin.sin@hawaii.gov, scot.t.urada@hawaii.gov
D(TRN)	501/DC	LZ20	20.205	NORTH-SOUTH ROAD, PH 1C (CON)	FHWA	805,368	805,368	various	357,977	kam Kin Sin, Scot Urada	587-2226, 587-2222	kam.kin.sin@hawaii.gov, scot.t.urada@hawaii.gov
D(TRN)	501/DC	HY20	20.205	NORTH-SOUTH ROAD, PHASE 1B (KAPOLEI PARKWAY TO FARRINGTON HIGHWAY) (CON)	FHWA	7,000,000	7,000,000	various	1,750,000	kam Kin Sin, Scot Urada	587-2226, 587-2222	kam.kin.sin@hawaii.gov, scot.t.urada@hawaii.gov
D(TRN)	501/DC	LY20	20.205	NORTH-SOUTH ROAD, PHASE 1B (KAPOLEI PARKWAY TO FARRINGTON HIGHWAY) (CON)	FHWA	28,051,626	28,051,626	various	7,012,906	kam Kin Sin, Scot Urada	587-2226, 587-2222	kam.kin.sin@hawaii.gov, scot.t.urada@hawaii.gov
D(TRN)	501/DC	H760	20.205	NORTH-SOUTH ROAD, PHASE 1B (KAPOLEI PARKWAY TO FARRINGTON HIGHWAY) (CON)	FHWA	9,248,551	9,248,551	various	2,312,138	kam Kin Sin, Scot Urada	587-2226, 587-2222	kam.kin.sin@hawaii.gov, scot.t.urada@hawaii.gov
D(TRN)	501/DC	L240	20.205	NORTH-SOUTH ROAD, PHASE 1B (KAPOLEI PARKWAY TO FARRINGTON HIGHWAY) (CON)	FHWA	0	0	various	0	kam Kin Sin, Scot Urada	587-2226, 587-2222	kam.kin.sin@hawaii.gov, scot.t.urada@hawaii.gov
D(TRN)	501/DC	L400	20.205	NORTH-SOUTH ROAD, PHASE 1B (KAPOLEI PARKWAY TO FARRINGTON HIGHWAY) (CON)	FHWA	9,767,086	9,767,086	various	8,694,810	kam Kin Sin, Scot Urada	587-2226, 587-2222	kam.kin.sin@hawaii.gov, scot.t.urada@hawaii.gov
D(TRN)	501/DC	LZ20	20.205	NORTH-SOUTH ROAD, PHASE 1B (KAPOLEI PARKWAY TO FARRINGTON HIGHWAY) (CON)	FHWA	2,400,000	2,400,000	various	600,000	kam Kin Sin, Scot Urada	587-2226, 587-2222	kam.kin.sin@hawaii.gov, scot.t.urada@hawaii.gov

Department of Transportation-Highways Division  
Active Federal Awards as of December 1, 2014

Table 11

<u>State Expending Agency</u>	<u>Program ID</u>	<u>Award Number</u>	<u>CFDA Number</u>	<u>Award Description</u>	<u>Awarding Federal Agency</u>	<u>Award Amount</u>	<u>Award Amount Allocated to the Pgm ID in Column B</u>	<u>State Appropriation Symbol</u>	<u>State Fund Match (If Any)</u>	<u>Contact Name</u>	<u>Contact Phone</u>	<u>Contact Email</u>
D(TRN)	501/DC	M001	20.205	OAHU STATE - KALANIANAOLE HIGHWAY RESURFACING, WEST HIND DRIVE TO VICINITY OF HANAUMA BAY ROAD (CON)	FHWA	13,408,570	13,408,570	various	3,352,143	kam Kin Sin, Scot Urada	587-2226, 587-2222	kam.kin.sin@hawaii.gov, scot.t.urada@hawaii.gov
D(TRN)	501/DC	Q050	20.205	OAHU STATE - KALANIANAOLE HIGHWAY RESURFACING, WEST HIND DRIVE TO VICINITY OF HANAUMA BAY ROAD (CON)	FHWA	444,555	444,555	various	111,139	kam Kin Sin, Scot Urada	587-2226, 587-2222	kam.kin.sin@hawaii.gov, scot.t.urada@hawaii.gov
D(TRN)	501/DC	Q920	20.205	PUULOA RD, KAM HWY TO SALT LAKE BLVD., PE, ROW & CON FOR ROADWAY WIDENING	FHWA	6,919,422	6,919,422	various	2,403,987	kam Kin Sin, Scot Urada	587-2226, 587-2222	kam.kin.sin@hawaii.gov, scot.t.urada@hawaii.gov
D(TRN)	501/DC	33D0	20.205	PUULOA RD, KAM HWY TO SALT LAKE BLVD., PE, ROW & CON FOR ROADWAY WIDENING	FHWA	252,720	252,720	various	166,280	kam Kin Sin, Scot Urada	587-2226, 587-2222	kam.kin.sin@hawaii.gov, scot.t.urada@hawaii.gov
D(TRN)	501/DC	L240	20.205	PUULOA RD, KAM HWY TO SALT LAKE BLVD., PE, ROW & CON FOR ROADWAY WIDENING	FHWA	346,263	346,263	various	86,565	kam Kin Sin, Scot Urada	587-2226, 587-2222	kam.kin.sin@hawaii.gov, scot.t.urada@hawaii.gov
D(TRN)	501/DC	LZ10	20.205	PUULOA RD, KAM HWY TO SALT LAKE BLVD., PE, ROW & CON FOR ROADWAY WIDENING	FHWA	606,977	606,977	various	151,744	kam Kin Sin, Scot Urada	587-2226, 587-2222	kam.kin.sin@hawaii.gov, scot.t.urada@hawaii.gov
D(TRN)	501/DC	Q240	20.205	PUULOA RD, KAM HWY TO SALT LAKE BLVD., PE, ROW & CON FOR ROADWAY WIDENING	FHWA	362,912	362,912	various	77,088	kam Kin Sin, Scot Urada	587-2226, 587-2222	kam.kin.sin@hawaii.gov, scot.t.urada@hawaii.gov
D(TRN)	501/DC	Q760	20.205	PUULOA RD, KAM HWY TO SALT LAKE BLVD., PE, ROW & CON FOR ROADWAY WIDENING	FHWA	7,313,226	7,313,226	various	1,828,306	kam Kin Sin, Scot Urada	587-2226, 587-2222	kam.kin.sin@hawaii.gov, scot.t.urada@hawaii.gov
D(TRN)	501/DC	420	20.205	RET H-3: N. HALAWA VALLEY VIADUCT, PE FOR 4-LN DIV VIADUCTS	FHWA	6,513,980	6,513,980	various	770,500	kam Kin Sin, Scot Urada	587-2226, 587-2222	kam.kin.sin@hawaii.gov, scot.t.urada@hawaii.gov
D(TRN)	501/DC	Q050	20.205	ROUTE 72: KALANIANAOLE HIGHWAY NEAR KEOLU DRIVE; CON FOR DRAINAGE IMPROVEMENTS	FHWA	1,322,000	1,322,000	various	1,689,500	kam Kin Sin, Scot Urada	587-2226, 587-2222	kam.kin.sin@hawaii.gov, scot.t.urada@hawaii.gov
D(TRN)	501/DC	Q040	20.205	ROUTE 901, FORT BARRETTE ROAD - FARRINGTON HWY TO BARBER'S POINT; PE & ROW FOR ROADWAY WIDENING	FHWA	98,790	98,790	various	24,698	kam Kin Sin, Scot Urada	587-2226, 587-2222	kam.kin.sin@hawaii.gov, scot.t.urada@hawaii.gov
D(TRN)	501/DC	Q760	20.205	ROUTE 901, FORT BARRETTE ROAD - FARRINGTON HWY TO BARBER'S POINT; PE & ROW FOR ROADWAY WIDENING	FHWA	1,040,000	1,040,000	various	260,000	kam Kin Sin, Scot Urada	587-2226, 587-2222	kam.kin.sin@hawaii.gov, scot.t.urada@hawaii.gov
D(TRN)	501/DC	Q780	20.205	ROUTE 901, FORT BARRETTE ROAD - FARRINGTON HWY TO BARBER'S POINT; PE & ROW FOR ROADWAY WIDENING	FHWA	981,921	981,921	various	245,480	kam Kin Sin, Scot Urada	587-2226, 587-2222	kam.kin.sin@hawaii.gov, scot.t.urada@hawaii.gov

Department of Transportation-Highways Division  
Active Federal Awards as of December 1, 2014

Table 11

<u>State Expending Agency</u>	<u>Program ID</u>	<u>Award Number</u>	<u>CFDA Number</u>	<u>Award Description</u>	<u>Awarding Federal Agency</u>	<u>Award Amount</u>	<u>Award Amount Allocated to the Pgm ID in Column B</u>	<u>State Appropriation Symbol</u>	<u>State Fund Match (If Any)</u>	<u>Contact Name</u>	<u>Contact Phone</u>	<u>Contact Email</u>
D(TRN)	501/DC	420	20.205	ROUTE H-3 : KANEHOE I. C., CON INTERSTATE HIGHWAY	FHWA	38,294,042	38,294,042	various	8,877,986	kam Kin Sin, Scot Urada	587-2226, 587-2222	kam.kin.sin@hawaii.gov, scot.t.urada@hawaii.gov
D(TRN)	501/DC	540	20.205	ROUTE H-3 : KANEHOE I. C., CON INTERSTATE HIGHWAY	FHWA	39,797,464	39,797,464	various	4,457,785	kam Kin Sin, Scot Urada	587-2226, 587-2222	kam.kin.sin@hawaii.gov, scot.t.urada@hawaii.gov
D(TRN)	501/DC	440	20.205	ROUTES H-1, H-2 AND OTHERS, PE FOR TRAFFIC MANAGEMENT SYSTEM	FHWA	3,317,400	3,317,400	various	357,178	kam Kin Sin, Scot Urada	587-2226, 587-2222	kam.kin.sin@hawaii.gov, scot.t.urada@hawaii.gov
D(TRN)	501/DC	04M0	20.205	ROUTES H-1, H-2 AND OTHERS, PE FOR TRAFFIC MANAGEMENT SYSTEM	FHWA	2,706,200	2,706,200	various	669,222	kam Kin Sin, Scot Urada	587-2226, 587-2222	kam.kin.sin@hawaii.gov, scot.t.urada@hawaii.gov
D(TRN)	501/DC	33D0	20.205	RT 750 KUNIA RD, COUNTRY CLUB/KUNIA GATE, RESURFACING & DRAINAGE	FHWA	1,171,388	1,171,388	various	278,033	kam Kin Sin, Scot Urada	587-2226, 587-2222	kam.kin.sin@hawaii.gov, scot.t.urada@hawaii.gov
D(TRN)	501/DC	3150	20.205	RT 83 KAM HWY, KAAAWA, PUNALUU & HAUULA, PE,ROW,CON FOR SHORELINE REVETMENT	FHWA	628,539	628,539	various	250,728	kam Kin Sin, Scot Urada	587-2226, 587-2222	kam.kin.sin@hawaii.gov, scot.t.urada@hawaii.gov
D(TRN)	501/DC	L050	20.205	RT 83 KAM HWY, KAAAWA, PUNALUU & HAUULA, PE,ROW,CON FOR SHORELINE REVETMENT	FHWA	49,447	49,447	various	10,503	kam Kin Sin, Scot Urada	587-2226, 587-2222	kam.kin.sin@hawaii.gov, scot.t.urada@hawaii.gov
D(TRN)	501/DC	04M0	20.205	RT H-1 VIC PUNCHBOWL ST OR TO KAPIOLANI I.C. , CON FOR RESURFACING	FHWA	9,000,000	9,000,000	various	1,344,828	kam Kin Sin, Scot Urada	587-2226, 587-2222	kam.kin.sin@hawaii.gov, scot.t.urada@hawaii.gov
D(TRN)	501/DC	Q010	20.205	RT H-1 VIC PUNCHBOWL ST OR TO KAPIOLANI I.C. , CON FOR RESURFACING	FHWA	14,681,358	14,681,358	various	4,160,237	kam Kin Sin, Scot Urada	587-2226, 587-2222	kam.kin.sin@hawaii.gov, scot.t.urada@hawaii.gov
D(TRN)	501/DC	Q920	20.205	RT H-1W.B. KAONOHI ST TO PEARL CITY OFF-RAMP , PE FOR WIDENING FOR AUXILIARY LANE	FHWA	4,315,575	4,315,575	various	1,496,894	kam Kin Sin, Scot Urada	587-2226, 587-2222	kam.kin.sin@hawaii.gov, scot.t.urada@hawaii.gov
D(TRN)	501/DC	Q010	20.205	RT H-1W.B. KAONOHI ST TO PEARL CITY OFF-RAMP , PE FOR WIDENING FOR AUXILIARY LANE	FHWA	4,566,600	4,566,600	various	716,400	kam Kin Sin, Scot Urada	587-2226, 587-2222	kam.kin.sin@hawaii.gov, scot.t.urada@hawaii.gov
D(TRN)	501/DC	Q060	20.205	RT H-1W.B. KAONOHI ST TO PEARL CITY OFF-RAMP , PE FOR WIDENING FOR AUXILIARY LANE	FHWA	2,982,025	2,982,025	various	745,506	kam Kin Sin, Scot Urada	587-2226, 587-2222	kam.kin.sin@hawaii.gov, scot.t.urada@hawaii.gov
D(TRN)	501/DC	420	20.205	RT H-3 NORTH HALAWA VALLEY VIADUCT, CON OF INTERSTATE HIGHWAY	FHWA	104,773,321	104,773,321	various	14,181,626	kam Kin Sin, Scot Urada	587-2226, 587-2222	kam.kin.sin@hawaii.gov, scot.t.urada@hawaii.gov

Department of Transportation-Highways Division  
Active Federal Awards as of December 1, 2014

Table 11

<u>State Expending Agency</u>	<u>Program ID</u>	<u>Award Number</u>	<u>CFDA Number</u>	<u>Award Description</u>	<u>Awarding Federal Agency</u>	<u>Award Amount</u>	<u>Award Amount Allocated to the Pgm ID in Column B</u>	<u>State Appropriation Symbol</u>	<u>State Fund Match (If Any)</u>	<u>Contact Name</u>	<u>Contact Phone</u>	<u>Contact Email</u>
D(TRN)	501/DC	540	20.205	RT H-3 NORTH HALAWA VALLEY VIADUCT, CON OF INTERSTATE HIGHWAY	FHWA	47,758,588	47,758,588	various	5,815,336	kam Kin Sin, Scot Urada	587-2226, 587-2222	kam.kin.sin@hawaii.gov, scot.t.urada@hawaii.gov
D(TRN)	501/DC	540	20.205	RT H-3: HALAWA I.C. UPGRADE, CON FOR INTERCHANGE	FHWA	8,349,851	8,349,851	various	1,252,770	kam Kin Sin, Scot Urada	587-2226, 587-2222	kam.kin.sin@hawaii.gov, scot.t.urada@hawaii.gov
D(TRN)	501/DC	540	20.205	RT H-3: HALAWA JAIL ACCESS ROAD, CONSTRUCTION OF ACCESS ROAD	FHWA	1,988,489	1,988,489	various	267,275	kam Kin Sin, Scot Urada	587-2226, 587-2222	kam.kin.sin@hawaii.gov, scot.t.urada@hawaii.gov
D(TRN)	501/DC	540	20.205	RT H-3: N HALAWA VALLEY HWY UNIT I PH 1B, CON FOR 4-LANE DIVIDED HWY	FHWA	95,291,716	95,291,716	various	11,432,635	kam Kin Sin, Scot Urada	587-2226, 587-2222	kam.kin.sin@hawaii.gov, scot.t.urada@hawaii.gov
D(TRN)	501/DC	420	20.205	RT H-3: N. HALAWA VALLEY HWY UNIT II, CONSTRUCT PORTION OF ROUTE H-3	FHWA	0	0	various	0	kam Kin Sin, Scot Urada	587-2226, 587-2222	kam.kin.sin@hawaii.gov, scot.t.urada@hawaii.gov
D(TRN)	501/DC	540	20.205	RT H-3: N. HALAWA VALLEY HWY UNIT II, CONSTRUCT PORTION OF ROUTE H-3	FHWA	47,824,155	47,824,155	various	5,934,029	kam Kin Sin, Scot Urada	587-2226, 587-2222	kam.kin.sin@hawaii.gov, scot.t.urada@hawaii.gov
D(TRN)	501/DC	100	20.205	RTE 83 HALEMANO-WAILUA JCT TO HALEIWA BEACH, PE	FHWA	1,564,344	1,564,344	various	496,156	kam Kin Sin, Scot Urada	587-2226, 587-2222	kam.kin.sin@hawaii.gov, scot.t.urada@hawaii.gov
D(TRN)	501/DC	120	20.205	RTE 83 HALEMANO-WAILUA JCT TO HALEIWA BEACH, PE	FHWA	327,584	327,584	various	629,490	kam Kin Sin, Scot Urada	587-2226, 587-2222	kam.kin.sin@hawaii.gov, scot.t.urada@hawaii.gov
D(TRN)	501/DC	100	20.205	RTE 92 NIMITZ HWY MIDDLE ST TO PIER 18, PE	FHWA	324,012	324,012	various	141,088	kam Kin Sin, Scot Urada	587-2226, 587-2222	kam.kin.sin@hawaii.gov, scot.t.urada@hawaii.gov
D(TRN)	501/DC	420	20.205	RTE H3 HALAWA IC TO KOOLAU RANGE, ROW FOR 4 LANE FRWY	FHWA	8,824,500	8,824,500	various	2,013,588	kam Kin Sin, Scot Urada	587-2226, 587-2222	kam.kin.sin@hawaii.gov, scot.t.urada@hawaii.gov
D(TRN)	501/DC	540	20.205	RTE H3 HALAWA IC TO KOOLAU RANGE, ROW FOR 4 LANE FRWY	FHWA	3,520,000	3,520,000	various	428,166	kam Kin Sin, Scot Urada	587-2226, 587-2222	kam.kin.sin@hawaii.gov, scot.t.urada@hawaii.gov
D(TRN)	501/DC	420	20.205	RTE H-3 KOOLAU RANGE TO HALEKOU IC, ROW FOR 4 LANE FRWY	FHWA	14,538,000	14,538,000	various	2,358,289	kam Kin Sin, Scot Urada	587-2226, 587-2222	kam.kin.sin@hawaii.gov, scot.t.urada@hawaii.gov
D(TRN)	501/DC	540	20.205	RTE H-3 KOOLAU RANGE TO HALEKOU IC, ROW FOR 4 LANE FRWY	FHWA	6,550,000	6,550,000	various	800,600	kam Kin Sin, Scot Urada	587-2226, 587-2222	kam.kin.sin@hawaii.gov, scot.t.urada@hawaii.gov



Department of Transportation-Highways Division  
Active Federal Awards as of December 1, 2014

Table 11

<u>State Expending Agency</u>	<u>Program ID</u>	<u>Award Number</u>	<u>CFDA Number</u>	<u>Award Description</u>	<u>Awarding Federal Agency</u>	<u>Award Amount</u>	<u>Award Amount Allocated to the Pgm ID in Column B</u>	<u>State Appropriation Symbol</u>	<u>State Fund Match (If Any)</u>	<u>Contact Name</u>	<u>Contact Phone</u>	<u>Contact Email</u>
D(TRN)	501/DC	420	20.205	RTE H-3, TRANS-KOOLAU TUNNEL, PE FOR 4-LN DIV TWIN BORE TUNNEL	FHWA	11,533,006	11,533,006	various	1,463,620	kam Kin Sin, Scot Urada	587-2226, 587-2222	kam.kin.sin@hawaii.gov, scot.t.urada@hawaii.gov
D(TRN)	501/DC	540	20.205	RTE H-3, TRANS-KOOLAU TUNNEL, PE FOR 4-LN DIV TWIN BORE TUNNEL	FHWA	9,603,000	9,603,000	various	1,155,350	kam Kin Sin, Scot Urada	587-2226, 587-2222	kam.kin.sin@hawaii.gov, scot.t.urada@hawaii.gov
D(TRN)	501/DC	420	20.205	RTE H-3: ANIMAL QUARAN STA RELOC, PE FOR QUARAN STA RELOC	FHWA	20,809,085	20,809,085	various	3,250,413	kam Kin Sin, Scot Urada	587-2226, 587-2222	kam.kin.sin@hawaii.gov, scot.t.urada@hawaii.gov
D(TRN)	501/DC	420	20.205	RTE H-3: HAIKU VALLEY, CON FOR 2-LN BRIDGES	FHWA	9,737,995	9,737,995	various	1,462,173	kam Kin Sin, Scot Urada	587-2226, 587-2222	kam.kin.sin@hawaii.gov, scot.t.urada@hawaii.gov
D(TRN)	501/DC	420	20.205	RTE H-3: HALAWA QUARRY VIADUCT - MAUKA SEC. , CON FOR VIADUCT	FHWA	17,641,289	17,641,289	various	2,517,383	kam Kin Sin, Scot Urada	587-2226, 587-2222	kam.kin.sin@hawaii.gov, scot.t.urada@hawaii.gov
D(TRN)	501/DC	420	20.205	RTE H-3: HALAWA QUARRY VIADUCT, PE FOR 4-LN RDWY AND VIADUCT	FHWA	1,823,503	1,823,503	various	244,800	kam Kin Sin, Scot Urada	587-2226, 587-2222	kam.kin.sin@hawaii.gov, scot.t.urada@hawaii.gov
D(TRN)	501/DC	420	20.205	RTE H-3: HOSP RK TUNNEL & KANEOHE I.C., PE FOR 4 LN DIV TUNNEL & I.C.	FHWA	4,208,000	4,208,000	various	546,825	kam Kin Sin, Scot Urada	587-2226, 587-2222	kam.kin.sin@hawaii.gov, scot.t.urada@hawaii.gov
D(TRN)	501/DC	540	20.205	RTE H-3: HOSP RK TUNNEL & KANEOHE I.C., PE FOR 4 LN DIV TUNNEL & I.C.	FHWA	6,800,000	6,800,000	various	855,657	kam Kin Sin, Scot Urada	587-2226, 587-2222	kam.kin.sin@hawaii.gov, scot.t.urada@hawaii.gov
D(TRN)	501/DC	420	20.205	RTE H-3: HOSPITAL ROCK TUNNEL, CON FOR INTERSTATE HWY & TUNNEL	FHWA	19,862,000	19,862,000	various	2,844,063	kam Kin Sin, Scot Urada	587-2226, 587-2222	kam.kin.sin@hawaii.gov, scot.t.urada@hawaii.gov
D(TRN)	501/DC	420	20.205	RTE H-3: TRANS-KOOLAU TUNNEL, CON FOR VENTILATION SYSTEM	FHWA	17,617,540	17,617,540	various	2,018,795	kam Kin Sin, Scot Urada	587-2226, 587-2222	kam.kin.sin@hawaii.gov, scot.t.urada@hawaii.gov
D(TRN)	501/DC	540	20.205	RTE H-3: TRANS-KOOLAU TUNNEL, CON FOR VENTILATION SYSTEM	FHWA	1,199,000	1,199,000	various	149,175	kam Kin Sin, Scot Urada	587-2226, 587-2222	kam.kin.sin@hawaii.gov, scot.t.urada@hawaii.gov
D(TRN)	501/DC	420	20.205	RTE H-3: TRANS-KOOLAU TUNNEL, HALAWA DR., TUNNEL CONSTRUCTION	FHWA	817	817	various	91	kam Kin Sin, Scot Urada	587-2226, 587-2222	kam.kin.sin@hawaii.gov, scot.t.urada@hawaii.gov
D(TRN)	501/DC	540	20.205	RTE H-3: TRANS-KOOLAU TUNNEL, HALAWA DR., TUNNEL CONSTRUCTION	FHWA	101,620,821	101,620,821	various	15,397,128	kam Kin Sin, Scot Urada	587-2226, 587-2222	kam.kin.sin@hawaii.gov, scot.t.urada@hawaii.gov

Department of Transportation-Highways Division  
Active Federal Awards as of December 1, 2014

Table 11

<u>State Expending Agency</u>	<u>Program ID</u>	<u>Award Number</u>	<u>CFDA Number</u>	<u>Award Description</u>	<u>Awarding Federal Agency</u>	<u>Award Amount</u>	<u>Award Amount Allocated to the Pgm ID in Column B</u>	<u>State Appropriation Symbol</u>	<u>State Fund Match (If Any)</u>	<u>Contact Name</u>	<u>Contact Phone</u>	<u>Contact Email</u>
D(TRN)	501/DC	420	20.205	RTE H-3: TRANS-KOOLAU TUNNEL, TUNNEL CONSTRUCTION	FHWA	20,938,873	20,938,873	various	2,670,408	kam Kin Sin, Scot Urada	587-2226, 587-2222	kam.kin.sin@hawaii.gov, scot.t.urada@hawaii.gov
D(TRN)	501/DC	540	20.205	RTE H-3: TRANS-KOOLAU TUNNEL, TUNNEL CONSTRUCTION	FHWA	88,534,000	88,534,000	various	10,624,080	kam Kin Sin, Scot Urada	587-2226, 587-2222	kam.kin.sin@hawaii.gov, scot.t.urada@hawaii.gov
D(TRN)	501/DC	420	20.205	RTE H-3: WINDWARD VIADUCT, CON FOR TWIN VIADUCT STRUCTURES	FHWA	142,623,743	142,623,743	various	17,551,544	kam Kin Sin, Scot Urada	587-2226, 587-2222	kam.kin.sin@hawaii.gov, scot.t.urada@hawaii.gov
D(TRN)	501/DC	420	20.205	RTE H-3: WINDWARD VIADUCT, PE FOR 4-LN VIADUCT	FHWA	3,410,216	3,410,216	various	433,000	kam Kin Sin, Scot Urada	587-2226, 587-2222	kam.kin.sin@hawaii.gov, scot.t.urada@hawaii.gov
D(TRN)	501/DC	100	20.205	RTE: HELEMANO-WAIALUA JCT TO HALEIWA BEACH, ROW FOR 2-LANE HWY	FHWA	2,193,574	2,193,574	various	741,426	kam Kin Sin, Scot Urada	587-2226, 587-2222	kam.kin.sin@hawaii.gov, scot.t.urada@hawaii.gov
D(TRN)	501/DC	3150	20.205	RTE: HELEMANO-WAIALUA JCT TO HALEIWA BEACH, ROW FOR 2-LANE HWY	FHWA	812,226	812,226	various	228,691	kam Kin Sin, Scot Urada	587-2226, 587-2222	kam.kin.sin@hawaii.gov, scot.t.urada@hawaii.gov
D(TRN)	501/DC	3150	20.205	TRAFFIC MANAGEMENT SYSTEM CCTV PHASE 1 (H-1, H-3 AND H-201) (CON)	FHWA	303,830	303,830	various	75,958	kam Kin Sin, Scot Urada	587-2226, 587-2222	kam.kin.sin@hawaii.gov, scot.t.urada@hawaii.gov
D(TRN)	501/DC	H050	20.205	TRAFFIC MANAGEMENT SYSTEM CCTV PHASE 1 (H-1, H-3 AND H-201) (CON)	FHWA	135,964	135,964	various	33,991	kam Kin Sin, Scot Urada	587-2226, 587-2222	kam.kin.sin@hawaii.gov, scot.t.urada@hawaii.gov
D(TRN)	501/DC	Q050	20.205	TRAFFIC MANAGEMENT SYSTEM CCTV PHASE 1 (H-1, H-3 AND H-201) (CON)	FHWA	1,257,687	1,257,687	various	340,678	kam Kin Sin, Scot Urada	587-2226, 587-2222	kam.kin.sin@hawaii.gov, scot.t.urada@hawaii.gov
D(TRN)	501/DC	33P0	20.205	VARIOUS LOCATIONS ON OAHU, PE/CON FOR GUARDRAIL/SHLDR IMPRVMTS	FHWA	384,000	384,000	various	130,000	kam Kin Sin, Scot Urada	587-2226, 587-2222	kam.kin.sin@hawaii.gov, scot.t.urada@hawaii.gov
D(TRN)	501/DC	Q030	20.205	VARIOUS LOCATIONS ON OAHU, PE/CON FOR GUARDRAIL/SHLDR IMPRVMTS	FHWA	400,000	400,000	various	100,000	kam Kin Sin, Scot Urada	587-2226, 587-2222	kam.kin.sin@hawaii.gov, scot.t.urada@hawaii.gov
D(TRN)	501/DC	33D0	20.205	VARIOUS LOCATIONS ON OAHU; CON FOR PEDESTRIAN FACILITIES AND ADA COMPLIANCE	FHWA	240,000	240,000	various	60,000	kam Kin Sin, Scot Urada	587-2226, 587-2222	kam.kin.sin@hawaii.gov, scot.t.urada@hawaii.gov
D(TRN)	501/DC	Q400	20.205	VARIOUS LOCATIONS ON OAHU; CON FOR PEDESTRIAN FACILITIES AND ADA COMPLIANCE	FHWA	1,548,406	1,548,406	various	463,102	kam Kin Sin, Scot Urada	587-2226, 587-2222	kam.kin.sin@hawaii.gov, scot.t.urada@hawaii.gov

Department of Transportation-Highways Division  
Active Federal Awards as of December 1, 2014

Table 11

<u>State Expending Agency</u>	<u>Program ID</u>	<u>Award Number</u>	<u>CFDA Number</u>	<u>Award Description</u>	<u>Awarding Federal Agency</u>	<u>Award Amount</u>	<u>Award Amount Allocated to the Pgm ID in Column B</u>	<u>State Appropriation Symbol</u>	<u>State Fund Match (If Any)</u>	<u>Contact Name</u>	<u>Contact Phone</u>	<u>Contact Email</u>
D(TRN)	501/DC	33D0	20.205	VARIOUS LOCATIONS ON OAHU; CON FOR PEDESTRIAN FACILITIES AND ADA COMPLIANCE	FHWA	240,000	240,000	various	60,000	kam Kin Sin, Scot Urada	587-2226, 587-2222	kam.kin.sin@hawaii.gov, scot.t.urada@hawaii.gov
D(TRN)	501/DC	H400	20.205	VARIOUS LOCATIONS ON OAHU; CON FOR PEDESTRIAN FACILITIES AND ADA COMPLIANCE	FHWA	1,892,315	1,892,315	various	552,285	kam Kin Sin, Scot Urada	587-2226, 587-2222	kam.kin.sin@hawaii.gov, scot.t.urada@hawaii.gov
D(TRN)	511/DD	ER60	20.205	AKONI PULE HIGHWAY DEBRIS REMOVAL AND IMMEDIATE EMERGENCY REPAIRS, IN THE VICINITY OF MP 4.58 TO 28.9 (P, C)	FHWA	1,442,000	1,442,000	various	178,000	kam Kin Sin, Scot Urada	587-2226, 587-2222	kam.kin.sin@hawaii.gov, scot.t.urada@hawaii.gov
D(TRN)	511/DD	L24E	20.205	AKONI PULE HIGHWAY PAVEMENT PREVENTIVE MAINTENANCE, VICINITY OF MAHUKONA TO KOHALA RANCH (C)	FHWA	3,860,114	3,860,114	various	965,028	kam Kin Sin, Scot Urada	587-2226, 587-2222	kam.kin.sin@hawaii.gov, scot.t.urada@hawaii.gov
D(TRN)	511/DD	750	20.205	AKONI PULE HIGHWAY, KOKOIKE TO KAPAAU, CON FOR RESURFACING	FHWA	1,389,771	1,389,771	various	402,308	kam Kin Sin, Scot Urada	587-2226, 587-2222	kam.kin.sin@hawaii.gov, scot.t.urada@hawaii.gov
D(TRN)	511/DD	33D0	20.205	AKONI PULE HIGHWAY, KOKOIKE TO KAPAAU, CON FOR RESURFACING	FHWA	620,124	620,124	various	242,017	kam Kin Sin, Scot Urada	587-2226, 587-2222	kam.kin.sin@hawaii.gov, scot.t.urada@hawaii.gov
D(TRN)	511/DD	H120	20.205	AKONI PULE HWY @ WALAOHIA & AAMAKOA BRIDGES, PE/ROW/CON FOR SEISMIC RETROFIT	FHWA	547,260	547,260	various	136,815	kam Kin Sin, Scot Urada	587-2226, 587-2222	kam.kin.sin@hawaii.gov, scot.t.urada@hawaii.gov
D(TRN)	511/DD	Q100	20.205	AKONI PULE HWY @ WALAOHIA & AAMAKOA BRIDGES, PE/ROW/CON FOR SEISMIC RETROFIT	FHWA	1,034,800	1,034,800	various	372,700	kam Kin Sin, Scot Urada	587-2226, 587-2222	kam.kin.sin@hawaii.gov, scot.t.urada@hawaii.gov
D(TRN)	511/DD	Q120	20.205	AKONI PULE HWY @ WALAOHIA & AAMAKOA BRIDGES, PE/ROW/CON FOR SEISMIC RETROFIT	FHWA	1,433,925	1,433,925	various	358,482	kam Kin Sin, Scot Urada	587-2226, 587-2222	kam.kin.sin@hawaii.gov, scot.t.urada@hawaii.gov
D(TRN)	511/DD	33B0	20.205	AKONI PULE HWY AND KAWAIHAE RD, CON FOR SHOULDER IMPROVEMENTS	FHWA	1,593,000	1,593,000	various	469,000	kam Kin Sin, Scot Urada	587-2226, 587-2222	kam.kin.sin@hawaii.gov, scot.t.urada@hawaii.gov
D(TRN)	511/DD	980	20.205	EMERGENCY EARTHQUAKE ROCKFALL REPAIRS, VAR LOCS ON HAWAII, UNIT 2, (RTE 11, MAMALAHOA HWY), (RTE 19, KAWAIHAE RD/QUEEN KAAHUMANU)	FHWA	137,746	137,746	various	34,437	kam Kin Sin, Scot Urada	587-2226, 587-2222	kam.kin.sin@hawaii.gov, scot.t.urada@hawaii.gov
D(TRN)	511/DD	09L0	20.205	EMERGENCY EARTHQUAKE ROCKFALL REPAIRS, VAR LOCS ON HAWAII, UNIT 2, (RTE 11, MAMALAHOA HWY), (RTE 19, KAWAIHAE RD/QUEEN KAAHUMANU)	FHWA	359,534	359,534	various	89,884	kam Kin Sin, Scot Urada	587-2226, 587-2222	kam.kin.sin@hawaii.gov, scot.t.urada@hawaii.gov
D(TRN)	511/DD	09V0	20.205	EMERGENCY EARTHQUAKE ROCKFALL REPAIRS, VAR LOCS ON HAWAII, UNIT 2, (RTE 11, MAMALAHOA HWY), (RTE 19, KAWAIHAE RD/QUEEN KAAHUMANU)	FHWA	0	0	various	0	kam Kin Sin, Scot Urada	587-2226, 587-2222	kam.kin.sin@hawaii.gov, scot.t.urada@hawaii.gov

Department of Transportation-Highways Division  
Active Federal Awards as of December 1, 2014

Table 11

<u>State Expending Agency</u>	<u>Program ID</u>	<u>Award Number</u>	<u>CFDA Number</u>	<u>Award Description</u>	<u>Awarding Federal Agency</u>	<u>Award Amount</u>	<u>Award Amount Allocated to the Pgm ID in Column B</u>	<u>State Appropriation Symbol</u>	<u>State Fund Match (If Any)</u>	<u>Contact Name</u>	<u>Contact Phone</u>	<u>Contact Email</u>
D(TRN)	511/DD	09X0	20.205	EMERGENCY EARTHQUAKE ROCKFALL REPAIRS, VAR LOCS ON HAWAII, UNIT 2, (RTE 11, MAMALAHOA HWY), (RTE 19, KAWAIHAE RD/QUEEN KAAHUMANU)	FHWA	1	1	various	0	kam Kin Sin, Scot Urada	587-2226, 587-2222	kam.kin.sin@hawaii.gov, scot.t.urada@hawaii.gov
D(TRN)	511/DD	ER60	20.205	EMERGENCY EARTHQUAKE ROCKFALL REPAIRS, VAR LOCS ON HAWAII, UNIT 2, (RTE 11, MAMALAHOA HWY), (RTE 19, KAWAIHAE RD/QUEEN KAAHUMANU)	FHWA	1,247,023	1,247,023	various	352,996	kam Kin Sin, Scot Urada	587-2226, 587-2222	kam.kin.sin@hawaii.gov, scot.t.urada@hawaii.gov
D(TRN)	511/DD	L24R	20.205	EMERGENCY EARTHQUAKE ROCKFALL REPAIRS, VAR LOCS ON HAWAII, UNIT 2, (RTE 11, MAMALAHOA HWY), (RTE 19, KAWAIHAE RD/QUEEN KAAHUMANU)	FHWA	0	0	various	0	kam Kin Sin, Scot Urada	587-2226, 587-2222	kam.kin.sin@hawaii.gov, scot.t.urada@hawaii.gov
D(TRN)	511/DD	ER60	20.205	EMERGENCY EARTHQUAKE ROCKFALL REPAIRS, VARIOUS LOC. ON HAWAII, UNIT 4, MAMALAHOA HWY, MILEPOST 12.1 TO 31.2) (P, R, C)	FHWA	5,277,725	5,277,725	various	1,325,058	kam Kin Sin, Scot Urada	587-2226, 587-2222	kam.kin.sin@hawaii.gov, scot.t.urada@hawaii.gov
D(TRN)	511/DD	1140	20.205	HAWAII BELT RD AT HALAULANI BRIDGE, PE/ROW/CON FOR BRIDGE REMOVAL	FHWA	1,184,804	1,184,804	various	364,027	kam Kin Sin, Scot Urada	587-2226, 587-2222	kam.kin.sin@hawaii.gov, scot.t.urada@hawaii.gov
D(TRN)	511/DD	L1C0	20.205	HAWAII BELT RD AT HALAULANI BRIDGE, PE/ROW/CON FOR BRIDGE REMOVAL	FHWA	76,400	76,400	various	19,100	kam Kin Sin, Scot Urada	587-2226, 587-2222	kam.kin.sin@hawaii.gov, scot.t.urada@hawaii.gov
D(TRN)	511/DD	Q120	20.205	HAWAII BELT RD AT HALAULANI BRIDGE, PE/ROW/CON FOR BRIDGE REMOVAL	FHWA	905,520	905,520	various	226,380	kam Kin Sin, Scot Urada	587-2226, 587-2222	kam.kin.sin@hawaii.gov, scot.t.urada@hawaii.gov
D(TRN)	511/DD	33A0	20.205	HAWAII BELT RD, HONOKAA TO MUD LANE, PE/CON FOR GUARDRAIL & SHLDR IMPROV	FHWA	1,799,334	1,799,334	various	476,206	kam Kin Sin, Scot Urada	587-2226, 587-2222	kam.kin.sin@hawaii.gov, scot.t.urada@hawaii.gov
D(TRN)	511/DD	33D0	20.205	HAWAII BELT RD, KOLOA BR TO KAAWALII GULCH, CON FOR RESURFACING & RECONSTRUCT	FHWA	2,620,528	2,620,528	various	704,492	kam Kin Sin, Scot Urada	587-2226, 587-2222	kam.kin.sin@hawaii.gov, scot.t.urada@hawaii.gov
D(TRN)	511/DD	Q050	20.205	HAWAII BELT RD, MP 21.0 TO 29.3, PE FOR ROCKFALL PROTECTION	FHWA	1,632,000	1,632,000	various	412,000	kam Kin Sin, Scot Urada	587-2226, 587-2222	kam.kin.sin@hawaii.gov, scot.t.urada@hawaii.gov
D(TRN)	511/DD	1180	20.205	HAWAII BELT RD, VAR BRIDGES OF PEPEEKEO, CON: SEISMIC RETROFIT - VAR BRIDGES	FHWA	3,456,972	3,456,972	various	910,193	kam Kin Sin, Scot Urada	587-2226, 587-2222	kam.kin.sin@hawaii.gov, scot.t.urada@hawaii.gov
D(TRN)	511/DD	Q100	20.205	HAWAII BELT RD, VAR BRIDGES OF PEPEEKEO, CON: SEISMIC RETROFIT - VAR BRIDGES	FHWA	3,207,124	3,207,124	various	801,781	kam Kin Sin, Scot Urada	587-2226, 587-2222	kam.kin.sin@hawaii.gov, scot.t.urada@hawaii.gov
D(TRN)	511/DD	Q100	20.205	HAWAII BELT RD, VIC OF NORTH OF PAAUILO, CON FOR BRIDGE SEISMIC RETROFIT	FHWA	207,049	207,049	various	54,893	kam Kin Sin, Scot Urada	587-2226, 587-2222	kam.kin.sin@hawaii.gov, scot.t.urada@hawaii.gov

Department of Transportation-Highways Division  
Active Federal Awards as of December 1, 2014

Table 11

<u>State Expending Agency</u>	<u>Program ID</u>	<u>Award Number</u>	<u>CFDA Number</u>	<u>Award Description</u>	<u>Awarding Federal Agency</u>	<u>Award Amount</u>	<u>Award Amount Allocated to the Pgm ID in Column B</u>	<u>State Appropriation Symbol</u>	<u>State Fund Match (If Any)</u>	<u>Contact Name</u>	<u>Contact Phone</u>	<u>Contact Email</u>
D(TRN)	511/DD	1180	20.205	HAWAII BELT RD, VICINITY OF HILO, CON FOR SEISMIC RETROFIT	FHWA	5,072,376	5,072,376	various	1,412,982	kam Kin Sin, Scot Urada	587-2226, 587-2222	kam.kin.sin@hawaii.gov, scot.t.urada@hawaii.gov
D(TRN)	511/DD	Q050	20.205	HAWAII BELT ROAD AT KAPUE AND KOLEKOLE BRIDGE, CON FOR BRIDGE PAINTING	FHWA	2,539,900	2,539,900	various	640,688	kam Kin Sin, Scot Urada	587-2226, 587-2222	kam.kin.sin@hawaii.gov, scot.t.urada@hawaii.gov
D(TRN)	511/DD	33A0	20.205	HAWAII BELT ROAD GUARDRAIL AND SHOULDER IMPROVEMENTS, KAUMOALI BRIDGE TO WAIPUNAHINA BRIDGE (P, C)	FHWA	144,000	144,000	various	0	kam Kin Sin, Scot Urada	587-2226, 587-2222	kam.kin.sin@hawaii.gov, scot.t.urada@hawaii.gov
D(TRN)	511/DD	33D0	20.205	HAWAII BELT ROAD GUARDRAIL AND SHOULDER IMPROVEMENTS, KEALAKAHA BRIDGE TO KAULA BRIDGE (PE)	FHWA	166,520	166,520	various	41,630	kam Kin Sin, Scot Urada	587-2226, 587-2222	kam.kin.sin@hawaii.gov, scot.t.urada@hawaii.gov
D(TRN)	511/DD	1180	20.205	HAWAII BELT ROAD VICINITY OF PAPAIKOU, CON FOR SEISMIC RETROFIT	FHWA	2,718,400	2,718,400	various	718,800	kam Kin Sin, Scot Urada	587-2226, 587-2222	kam.kin.sin@hawaii.gov, scot.t.urada@hawaii.gov
D(TRN)	511/DD	L050	20.205	HAWAII BELT ROAD, PAKALANA ST TO PAAUHOU RD, HONOKAA, HAWAII; PE & CON FOR GUARDRAIL AND SHOULDER IMPROVEMENTS	FHWA	1,894,264	1,894,264	various	484,302	kam Kin Sin, Scot Urada	587-2226, 587-2222	kam.kin.sin@hawaii.gov, scot.t.urada@hawaii.gov
D(TRN)	511/DD	Q050	20.205	HAWAII BELT ROAD, PAKALANA ST TO PAAUHOU RD, HONOKAA, HAWAII; PE & CON FOR GUARDRAIL AND SHOULDER IMPROVEMENTS	FHWA	465,026	465,026	various	154,625	kam Kin Sin, Scot Urada	587-2226, 587-2222	kam.kin.sin@hawaii.gov, scot.t.urada@hawaii.gov
D(TRN)	511/DD	H100	20.205	HAWAII BELT ROAD, SEISMIC RETROFIT OF VARIOUS BRIDGES, VICINITY OF HILO, PHASE 2 (CON)	FHWA	1,332,325	1,332,325	various	408,494	kam Kin Sin, Scot Urada	587-2226, 587-2222	kam.kin.sin@hawaii.gov, scot.t.urada@hawaii.gov
D(TRN)	511/DD	H100	20.205	HAWAII BELT ROAD, SEISMIC RETROFIT OF VARIOUS BRIDGES, VICINITY OF PAPAIKOU, PHASE 2 (CON)	FHWA	1,360,000	1,360,000	various	340,000	kam Kin Sin, Scot Urada	587-2226, 587-2222	kam.kin.sin@hawaii.gov, scot.t.urada@hawaii.gov
D(TRN)	511/DD	L1C0	20.205	HAWAII BELT ROAD, SEISMIC RETROFIT OF VARIOUS BRIDGES, VICINITY OF PAPAIKOU, PHASE 2 (CON)	FHWA	1,430,360	1,430,360	various	462,980	kam Kin Sin, Scot Urada	587-2226, 587-2222	kam.kin.sin@hawaii.gov, scot.t.urada@hawaii.gov
D(TRN)	511/DD	1140	20.205	HAWAII BELT ROAD, VARIOUS BRIDGES WEST OF NINOLE, CON FOR SEISMIC RETROFIT	FHWA	983,400	983,400	various	271,468	kam Kin Sin, Scot Urada	587-2226, 587-2222	kam.kin.sin@hawaii.gov, scot.t.urada@hawaii.gov
D(TRN)	511/DD	1180	20.205	HAWAII BELT ROAD, VICINITY OF LAUPAHOEHOE, CON FOR SEISMIC RETROFIT	FHWA	2,529,160	2,529,160	various	675,930	kam Kin Sin, Scot Urada	587-2226, 587-2222	kam.kin.sin@hawaii.gov, scot.t.urada@hawaii.gov
D(TRN)	511/DD	1180	20.205	HAWAII STATE - KAWAIHAE ROAD, WAIAKA STREAM BRIDGE REPLACEMENT (P, R)	FHWA	142,143	142,143	various	35,536	kam Kin Sin, Scot Urada	587-2226, 587-2222	kam.kin.sin@hawaii.gov, scot.t.urada@hawaii.gov

Department of Transportation-Highways Division  
Active Federal Awards as of December 1, 2014

Table 11

<u>State Expending Agency</u>	<u>Program ID</u>	<u>Award Number</u>	<u>CFDA Number</u>	<u>Award Description</u>	<u>Awarding Federal Agency</u>	<u>Award Amount</u>	<u>Award Amount Allocated to the Pgm ID in Column B</u>	<u>State Appropriation Symbol</u>	<u>State Fund Match (If Any)</u>	<u>Contact Name</u>	<u>Contact Phone</u>	<u>Contact Email</u>
D(TRN)	511/DD	L1CE	20.205	HAWAII STATE - KAWAIHAE ROAD, WAIAKA STREAM BRIDGE REPLACEMENT (P, R)	FHWA	932,017	932,017	various	233,004	kam Kin Sin, Scot Urada	587-2226, 587-2222	kam.kin.sin@hawaii.gov, scot.t.urada@hawaii.gov
D(TRN)	511/DD	33D0	20.205	HAWAII STATE - SADDLE ROAD IMPROVEMENTS, WEST SIDE (CON)	FHWA	96,000	96,000	various	24,000	kam Kin Sin, Scot Urada	587-2226, 587-2222	kam.kin.sin@hawaii.gov, scot.t.urada@hawaii.gov
D(TRN)	511/DD	1180	20.205	HAWAII STATE - VARIOUS BRIDGES ON ISLAND OF HAWAII, PE FOR SEISMIC RETROFIT	FHWA	3,619,090	3,619,090	various	1,066,339	kam Kin Sin, Scot Urada	587-2226, 587-2222	kam.kin.sin@hawaii.gov, scot.t.urada@hawaii.gov
D(TRN)	511/DD	1180	20.205	HI BELT RD, AUWAIKAEKUA & POPOO BRIDGES, PE FOR BRIDGE REPLACEMENT	FHWA	4,147,880	4,147,880	various	1,542,895	kam Kin Sin, Scot Urada	587-2226, 587-2222	kam.kin.sin@hawaii.gov, scot.t.urada@hawaii.gov
D(TRN)	511/DD	L24E	20.205	HI STATE - AKONI PULE HIGHWAY PAVEMENT PREVENTIVE MAINTENANCE, HAWI TOWN TO KAPAAU TOWN (C)	FHWA	235,688	235,688	various	58,922	kam Kin Sin, Scot Urada	587-2226, 587-2222	kam.kin.sin@hawaii.gov, scot.t.urada@hawaii.gov
D(TRN)	511/DD	LHIP	20.205	HI STATE - AKONI PULE HIGHWAY PAVEMENT PREVENTIVE MAINTENANCE, HAWI TOWN TO KAPAAU TOWN (C)	FHWA	1,446,026	1,446,026	various	361,507	kam Kin Sin, Scot Urada	587-2226, 587-2222	kam.kin.sin@hawaii.gov, scot.t.urada@hawaii.gov
D(TRN)	511/DD	ER60	20.205	HI STATE - EMERG EARTHQUK ROCKFALL RPRS, VAR LOC ON HAWAII, U1 (RTE 250, KOHALA MTN RD, MP 2.17 & 7.9; RTE 270, AKONI PULE HWY)	FHWA	2,386,843	2,386,843	various	606,676	kam Kin Sin, Scot Urada	587-2226, 587-2222	kam.kin.sin@hawaii.gov, scot.t.urada@hawaii.gov
D(TRN)	511/DD	980	20.205	HI STATE - EMERGENCY EARTHQUAKE ROCKFALL REPAIRS, VAR LOCATIONS ON HAWAII, UNIT 3 (RTE 19, HI BELT ROAD, MP 12.9 TO 45.0) (P,R,C)	FHWA	0	0	various	0	kam Kin Sin, Scot Urada	587-2226, 587-2222	kam.kin.sin@hawaii.gov, scot.t.urada@hawaii.gov
D(TRN)	511/DD	09L0	20.205	HI STATE - EMERGENCY EARTHQUAKE ROCKFALL REPAIRS, VAR LOCATIONS ON HAWAII, UNIT 3 (RTE 19, HI BELT ROAD, MP 12.9 TO 45.0) (P,R,C)	FHWA	416,987	416,987	various	104,247	kam Kin Sin, Scot Urada	587-2226, 587-2222	kam.kin.sin@hawaii.gov, scot.t.urada@hawaii.gov
D(TRN)	511/DD	09V0	20.205	HI STATE - EMERGENCY EARTHQUAKE ROCKFALL REPAIRS, VAR LOCATIONS ON HAWAII, UNIT 3 (RTE 19, HI BELT ROAD, MP 12.9 TO 45.0) (P,R,C)	FHWA	2,327,880	2,327,880	various	581,970	kam Kin Sin, Scot Urada	587-2226, 587-2222	kam.kin.sin@hawaii.gov, scot.t.urada@hawaii.gov
D(TRN)	511/DD	09X0	20.205	HI STATE - EMERGENCY EARTHQUAKE ROCKFALL REPAIRS, VAR LOCATIONS ON HAWAII, UNIT 3 (RTE 19, HI BELT ROAD, MP 12.9 TO 45.0) (P,R,C)	FHWA	761,541	761,541	various	190,385	kam Kin Sin, Scot Urada	587-2226, 587-2222	kam.kin.sin@hawaii.gov, scot.t.urada@hawaii.gov
D(TRN)	511/DD	ER60	20.205	HI STATE - EMERGENCY EARTHQUAKE ROCKFALL REPAIRS, VAR LOCATIONS ON HAWAII, UNIT 3 (RTE 19, HI BELT ROAD, MP 12.9 TO 45.0) (P,R,C)	FHWA	7,780,686	7,780,686	various	1,974,128	kam Kin Sin, Scot Urada	587-2226, 587-2222	kam.kin.sin@hawaii.gov, scot.t.urada@hawaii.gov
D(TRN)	511/DD	L240	20.205	HI STATE - EMERGENCY EARTHQUAKE ROCKFALL REPAIRS, VAR LOCATIONS ON HAWAII, UNIT 3 (RTE 19, HI BELT ROAD, MP 12.9 TO 45.0) (P,R,C)	FHWA	0	0	various	0	kam Kin Sin, Scot Urada	587-2226, 587-2222	kam.kin.sin@hawaii.gov, scot.t.urada@hawaii.gov

Department of Transportation-Highways Division  
Active Federal Awards as of December 1, 2014

Table 11

<u>State Expending Agency</u>	<u>Program ID</u>	<u>Award Number</u>	<u>CFDA Number</u>	<u>Award Description</u>	<u>Awarding Federal Agency</u>	<u>Award Amount</u>	<u>Award Amount Allocated to the Pgm ID in Column B</u>	<u>State Appropriation Symbol</u>	<u>State Fund Match (If Any)</u>	<u>Contact Name</u>	<u>Contact Phone</u>	<u>Contact Email</u>
D(TRN)	511/DD	1180	20.205	HI STATE - HAWAII BELT RD AT KUPAPAULUA BR, PE and CONSTRUCTION FOR BRIDGE WIDENING	FHWA	1,507,758	1,507,758	various	434,046	kam Kin Sin, Scot Urada	587-2226, 587-2222	kam.kin.sin@hawaii.gov, scot.t.urada@hawaii.gov
D(TRN)	511/DD	Q100	20.205	HI STATE - HAWAII BELT RD AT KUPAPAULUA BR, PE and CONSTRUCTION FOR BRIDGE WIDENING	FHWA	15,226,409	15,226,409	various	3,806,602	kam Kin Sin, Scot Urada	587-2226, 587-2222	kam.kin.sin@hawaii.gov, scot.t.urada@hawaii.gov
D(TRN)	511/DD	L050	20.205	HI STATE - HAWAII BELT ROAD RESURFACING, PEPEEKEO TO HAKALAU (C)	FHWA	110,564	110,564	various	27,641	kam Kin Sin, Scot Urada	587-2226, 587-2222	kam.kin.sin@hawaii.gov, scot.t.urada@hawaii.gov
D(TRN)	511/DD	M001	20.205	HI STATE - HAWAII BELT ROAD RESURFACING, PEPEEKEO TO HAKALAU (C)	FHWA	12,742,984	12,742,984	various	3,185,746	kam Kin Sin, Scot Urada	587-2226, 587-2222	kam.kin.sin@hawaii.gov, scot.t.urada@hawaii.gov
D(TRN)	511/DD	LS30	20.205	HI STATE - HAWAII BELT ROAD SAFETY IMPROVEMENTS, VICINITY OF KAAWALII GULCH, M.P. 25.9 TO M.P. 29.1 (P, C)	FHWA	171,000	171,000	various	67,000	kam Kin Sin, Scot Urada	587-2226, 587-2222	kam.kin.sin@hawaii.gov, scot.t.urada@hawaii.gov
D(TRN)	511/DD	LS3E	20.205	HI STATE - HAWAII BELT ROAD SAFETY IMPROVEMENTS, VICINITY OF KAAWALII GULCH, M.P. 25.9 TO M.P. 29.1 (P, C)	FHWA	10,427,236	10,427,236	various	1,213,513	kam Kin Sin, Scot Urada	587-2226, 587-2222	kam.kin.sin@hawaii.gov, scot.t.urada@hawaii.gov
D(TRN)	511/DD	L1C0	20.205	HI STATE - HAWAII BELT ROAD, BRIDGE REPLACEMENT, PAHOEHOE STREAM BRIDGE (P, R)	FHWA	948,704	948,704	various	237,176	kam Kin Sin, Scot Urada	587-2226, 587-2222	kam.kin.sin@hawaii.gov, scot.t.urada@hawaii.gov
D(TRN)	511/DD	L050	20.205	HI STATE - HAWAII BELT ROAD, GUARDRAIL & SHOULDER IMPROVEMENTS, PAPALELE ROAD TO KAUMOALI BRIDGE (P, C)	FHWA	144,000	144,000	various	104,000	kam Kin Sin, Scot Urada	587-2226, 587-2222	kam.kin.sin@hawaii.gov, scot.t.urada@hawaii.gov
D(TRN)	511/DD	L05E	20.205	HI STATE - HAWAII BELT ROAD, GUARDRAIL & SHOULDER IMPROVEMENTS, PAPALELE ROAD TO KAUMOALI BRIDGE (P, C)	FHWA	1,005,330	1,005,330	various	251,332	kam Kin Sin, Scot Urada	587-2226, 587-2222	kam.kin.sin@hawaii.gov, scot.t.urada@hawaii.gov
D(TRN)	511/DD	3150	20.205	HI STATE - HAWAII BELT ROAD, GUARDRAIL AND SHOULDER IMPROVEMENTS, WAIPUNAHINAHINA BRIDGE TO EAST PAAUILO BRIDGE (P, C)	FHWA	133,692	133,692	various	33,423	kam Kin Sin, Scot Urada	587-2226, 587-2222	kam.kin.sin@hawaii.gov, scot.t.urada@hawaii.gov
D(TRN)	511/DD	1180	20.205	HI STATE - HAWAII BELT ROAD, HAKALAU STREAM BRIDGE, FOOTING REPAIRS AT BENTS 4 THROUGH 9 (PE)	FHWA	72,000	72,000	various	18,000	kam Kin Sin, Scot Urada	587-2226, 587-2222	kam.kin.sin@hawaii.gov, scot.t.urada@hawaii.gov
D(TRN)	511/DD	L00E	20.205	HI STATE - HAWAII BELT ROAD, HAKALAU STREAM BRIDGE, FOOTING REPAIRS AT BENTS 4 THROUGH 9 (PE)	FHWA	306,891	306,891	various	76,723	kam Kin Sin, Scot Urada	587-2226, 587-2222	kam.kin.sin@hawaii.gov, scot.t.urada@hawaii.gov
D(TRN)	511/DD	L1C0	20.205	HI STATE - HAWAII BELT ROAD, HAKALAU STREAM BRIDGE, FOOTING REPAIRS AT BENTS 4 THROUGH 9 (PE)	FHWA	308,440	308,440	various	77,110	kam Kin Sin, Scot Urada	587-2226, 587-2222	kam.kin.sin@hawaii.gov, scot.t.urada@hawaii.gov

Department of Transportation-Highways Division  
Active Federal Awards as of December 1, 2014

Table 11

<u>State Expending Agency</u>	<u>Program ID</u>	<u>Award Number</u>	<u>CFDA Number</u>	<u>Award Description</u>	<u>Awarding Federal Agency</u>	<u>Award Amount</u>	<u>Award Amount Allocated to the Pgm ID in Column B</u>	<u>State Appropriation Symbol</u>	<u>State Fund Match (If Any)</u>	<u>Contact Name</u>	<u>Contact Phone</u>	<u>Contact Email</u>
D(TRN)	511/DD	980	20.205	HI STATE - HAWAII BELT ROAD, KAWAILI BRIDGE REPLACEMENT (P, R, C)	FHWA	435,735	435,735	various	108,934	kam Kin Sin, Scot Urada	587-2226, 587-2222	kam.kin.sin@hawaii.gov, scot.t.urada@hawaii.gov
D(TRN)	511/DD	09V0	20.205	HI STATE - HAWAII BELT ROAD, KAWAILI BRIDGE REPLACEMENT (P, R, C)	FHWA	312,757	312,757	various	78,189	kam Kin Sin, Scot Urada	587-2226, 587-2222	kam.kin.sin@hawaii.gov, scot.t.urada@hawaii.gov
D(TRN)	511/DD	09X0	20.205	HI STATE - HAWAII BELT ROAD, KAWAILI BRIDGE REPLACEMENT (P, R, C)	FHWA	114,705	114,705	various	28,676	kam Kin Sin, Scot Urada	587-2226, 587-2222	kam.kin.sin@hawaii.gov, scot.t.urada@hawaii.gov
D(TRN)	511/DD	ER60	20.205	HI STATE - HAWAII BELT ROAD, KAWAILI BRIDGE REPLACEMENT (P, R, C)	FHWA	1,272,712	1,272,712	various	495,978	kam Kin Sin, Scot Urada	587-2226, 587-2222	kam.kin.sin@hawaii.gov, scot.t.urada@hawaii.gov
D(TRN)	511/DD	L1C0	20.205	HI STATE - HAWAII BELT ROAD, KAWAILI BRIDGE REPLACEMENT (P, R, C)	FHWA	2,890,868	2,890,868	various	722,717	kam Kin Sin, Scot Urada	587-2226, 587-2222	kam.kin.sin@hawaii.gov, scot.t.urada@hawaii.gov
D(TRN)	511/DD	L240	20.205	HI STATE - HAWAII BELT ROAD, KAWAILI BRIDGE REPLACEMENT (P, R, C)	FHWA	701,617	701,617	various	183,643	kam Kin Sin, Scot Urada	587-2226, 587-2222	kam.kin.sin@hawaii.gov, scot.t.urada@hawaii.gov
D(TRN)	511/DD	L1C0	20.205	HI STATE - HAWAII BELT ROAD, REHABILITATION OF UMAUMA BRIDGE (P, R, C)	FHWA	1,160,065	1,160,065	various	317,576	kam Kin Sin, Scot Urada	587-2226, 587-2222	kam.kin.sin@hawaii.gov, scot.t.urada@hawaii.gov
D(TRN)	511/DD	L1CE	20.205	HI STATE - HAWAII BELT ROAD, REHABILITATION OF UMAUMA BRIDGE (P, R, C)	FHWA	31,359,332	31,359,332	various	7,839,833	kam Kin Sin, Scot Urada	587-2226, 587-2222	kam.kin.sin@hawaii.gov, scot.t.urada@hawaii.gov
D(TRN)	511/DD	L1CR	20.205	HI STATE - HAWAII BELT ROAD, REHABILITATION OF UMAUMA BRIDGE (P, R, C)	FHWA	562,549	562,549	various	140,637	kam Kin Sin, Scot Urada	587-2226, 587-2222	kam.kin.sin@hawaii.gov, scot.t.urada@hawaii.gov
D(TRN)	511/DD	H100	20.205	HI STATE - HAWAII BELT ROAD, SEISMIC RETROFIT OF VARIOUS BRIDGES, VICINITY OF LAUPAHOEHOE, PH. 2	FHWA	1,391,142	1,391,142	various	352,952	kam Kin Sin, Scot Urada	587-2226, 587-2222	kam.kin.sin@hawaii.gov, scot.t.urada@hawaii.gov
D(TRN)	511/DD	3150	20.205	HI STATE - HILO BAYFRONT HIGHWAY, SHORELINE PROTECTION, MILE POST 1.76 TO MILE POST 2.39 (P, R)	FHWA	865,328	865,328	various	216,332	kam Kin Sin, Scot Urada	587-2226, 587-2222	kam.kin.sin@hawaii.gov, scot.t.urada@hawaii.gov
D(TRN)	511/DD	Q050	20.205	HI STATE - KAMEHAMEHA AVE, HILO BAYFRONT HWY TO KALANIANA'OLE AVE, CON FOR BIKEWAY IMPROVEMENTS	FHWA	302,139	302,139	various	81,208	kam Kin Sin, Scot Urada	587-2226, 587-2222	kam.kin.sin@hawaii.gov, scot.t.urada@hawaii.gov
D(TRN)	511/DD	3150	20.205	HI STATE - KANOEHUUA AVE, PUAINAKO TO KAM AVE, CON FOR ROADWAY WIDENING	FHWA	5,993,885	5,993,885	various	1,424,417	kam Kin Sin, Scot Urada	587-2226, 587-2222	kam.kin.sin@hawaii.gov, scot.t.urada@hawaii.gov



Department of Transportation-Highways Division  
Active Federal Awards as of December 1, 2014

Table 11

<u>State Expending Agency</u>	<u>Program ID</u>	<u>Award Number</u>	<u>CFDA Number</u>	<u>Award Description</u>	<u>Awarding Federal Agency</u>	<u>Award Amount</u>	<u>Award Amount Allocated to the Pgm ID in Column B</u>	<u>State Appropriation Symbol</u>	<u>State Fund Match (If Any)</u>	<u>Contact Name</u>	<u>Contact Phone</u>	<u>Contact Email</u>
D(TRN)	511/DD	33B0	20.205	HI STATE - KANOELEHUA AVE, PUAINAKO TO KAM AVE, CON FOR ROADWAY WIDENING	FHWA	244,554	244,554	various	53,152	kam Kin Sin, Scot Urada	587-2226, 587-2222	kam.kin.sin@hawaii.gov, scot.t.urada@hawaii.gov
D(TRN)	511/DD	Q050	20.205	HI STATE - KANOELEHUA AVE, PUAINAKO TO KAM AVE, CON FOR ROADWAY WIDENING	FHWA	315,912	315,912	various	67,104	kam Kin Sin, Scot Urada	587-2226, 587-2222	kam.kin.sin@hawaii.gov, scot.t.urada@hawaii.gov
D(TRN)	511/DD	1830	20.205	HI STATE - KAWAIHAE RD @ PU'UKOHOLA HEIAU NATIONAL HISTORIC SITE; PE & CON FOR INTERSECTION IMPROVEMENTS	FHWA	0	0	various	0	kam Kin Sin, Scot Urada	587-2226, 587-2222	kam.kin.sin@hawaii.gov, scot.t.urada@hawaii.gov
D(TRN)	511/DD	4130	20.205	HI STATE - KAWAIHAE RD @ PU'UKOHOLA HEIAU NATIONAL HISTORIC SITE; PE & CON FOR INTERSECTION IMPROVEMENTS	FHWA	601,716	601,716	various	6,234	kam Kin Sin, Scot Urada	587-2226, 587-2222	kam.kin.sin@hawaii.gov, scot.t.urada@hawaii.gov
D(TRN)	511/DD	4130	20.205	HI STATE - KAWAIHAE RD @ PU'UKOHOLA NAT'L HISTORIC SITE, PE & CON FOR INTERSECTION IMPRVMTS	FHWA	1,178,392	1,178,392	various	11,155	kam Kin Sin, Scot Urada	587-2226, 587-2222	kam.kin.sin@hawaii.gov, scot.t.urada@hawaii.gov
D(TRN)	511/DD	L030	20.205	HI STATE - KEAAU-PAHOA ROAD FROM KEAAU TO PAHOA; PE FOR PLANNING FOR WIDENING/REALIGNMENT OF A 10-MI SEC OF EXISTING HIGHWAY	FHWA	195,312	195,312	various	48,828	kam Kin Sin, Scot Urada	587-2226, 587-2222	kam.kin.sin@hawaii.gov, scot.t.urada@hawaii.gov
D(TRN)	511/DD	L24E	20.205	HI STATE - KEAAU-PAHOA ROAD FROM KEAAU TO PAHOA; PE FOR PLANNING FOR WIDENING/REALIGNMENT OF A 10-MI SEC OF EXISTING HIGHWAY	FHWA	2,522,518	2,522,518	various	630,630	kam Kin Sin, Scot Urada	587-2226, 587-2222	kam.kin.sin@hawaii.gov, scot.t.urada@hawaii.gov
D(TRN)	511/DD	LHIP	20.205	HI STATE - KEAAU-PAHOA ROAD FROM KEAAU TO PAHOA; PE FOR PLANNING FOR WIDENING/REALIGNMENT OF A 10-MI SEC OF EXISTING HIGHWAY	FHWA	66,160	66,160	various	16,540	kam Kin Sin, Scot Urada	587-2226, 587-2222	kam.kin.sin@hawaii.gov, scot.t.urada@hawaii.gov
D(TRN)	511/DD	Q760	20.205	HI STATE - KEAAU-PAHOA ROAD FROM KEAAU TO PAHOA; PE FOR PLANNING FOR WIDENING/REALIGNMENT OF A 10-MI SEC OF EXISTING HIGHWAY	FHWA	1,743,800	1,743,800	various	519,950	kam Kin Sin, Scot Urada	587-2226, 587-2222	kam.kin.sin@hawaii.gov, scot.t.urada@hawaii.gov
D(TRN)	511/DD	LS30	20.205	HI STATE - KEAAU-PAHOA ROAD INTERSECTION IMPROVEMENTS AT ORCHID LAND DRIVE, PARADISE DRIVE, AND AINALOA BOULEVARD (P)	FHWA	748,187	748,187	various	83,132	kam Kin Sin, Scot Urada	587-2226, 587-2222	kam.kin.sin@hawaii.gov, scot.t.urada@hawaii.gov
D(TRN)	511/DD	LS30	20.205	HI STATE - KEAAU-PAHOA ROAD, INTERSECTION IMPROVEMENTS AT OLD GOVERNMENT ROAD (PE, CON)	FHWA	710,282	710,282	various	78,920	kam Kin Sin, Scot Urada	587-2226, 587-2222	kam.kin.sin@hawaii.gov, scot.t.urada@hawaii.gov
D(TRN)	511/DD	LSSE	20.205	HI STATE - KEAAU-PAHOA ROAD, INTERSECTION IMPROVEMENTS AT OLD GOVERNMENT ROAD (PE, CON)	FHWA	1,179,450	1,179,450	various	131,050	kam Kin Sin, Scot Urada	587-2226, 587-2222	kam.kin.sin@hawaii.gov, scot.t.urada@hawaii.gov
D(TRN)	511/DD	MS30	20.205	HI STATE - KEAAU-PAHOA ROAD, INTERSECTION IMPROVEMENTS AT OLD GOVERNMENT ROAD (PE, CON)	FHWA	55,089	55,089	various	6,121	kam Kin Sin, Scot Urada	587-2226, 587-2222	kam.kin.sin@hawaii.gov, scot.t.urada@hawaii.gov

Department of Transportation-Highways Division  
Active Federal Awards as of December 1, 2014

Table 11

<u>State Expending Agency</u>	<u>Program ID</u>	<u>Award Number</u>	<u>CFDA Number</u>	<u>Award Description</u>	<u>Awarding Federal Agency</u>	<u>Award Amount</u>	<u>Award Amount Allocated to the Pgm ID in Column B</u>	<u>State Appropriation Symbol</u>	<u>State Fund Match (If Any)</u>	<u>Contact Name</u>	<u>Contact Phone</u>	<u>Contact Email</u>
D(TRN)	511/DD	MS31	20.205	HI STATE - KEAAU-PAHOA ROAD, INTERSECTION IMPROVEMENTS AT OLD GOVERNMENT ROAD (PE, CON)	FHWA	1,182,148	1,182,148	various	0	kam Kin Sin, Scot Urada	587-2226, 587-2222	kam.kin.sin@hawaii.gov, scot.t.urada@hawaii.gov
D(TRN)	511/DD	MS32	20.205	HI STATE - KEAAU-PAHOA ROAD, INTERSECTION IMPROVEMENTS AT OLD GOVERNMENT ROAD (PE, CON)	FHWA	3,258,170	3,258,170	various	0	kam Kin Sin, Scot Urada	587-2226, 587-2222	kam.kin.sin@hawaii.gov, scot.t.urada@hawaii.gov
D(TRN)	511/DD	L240	20.205	HI STATE - KEAAU-PAHOA ROAD, SHOULDER LANE CONVERSION, KEAAU BYPASS ROAD TO SHOWER DRIVE (R, C)	FHWA	693,280	693,280	various	173,320	kam Kin Sin, Scot Urada	587-2226, 587-2222	kam.kin.sin@hawaii.gov, scot.t.urada@hawaii.gov
D(TRN)	511/DD	L24E	20.205	HI STATE - KEAAU-PAHOA ROAD, SHOULDER LANE CONVERSION, KEAAU BYPASS ROAD TO SHOWER DRIVE (R, C)	FHWA	12,657,916	12,657,916	various	3,230,315	kam Kin Sin, Scot Urada	587-2226, 587-2222	kam.kin.sin@hawaii.gov, scot.t.urada@hawaii.gov
D(TRN)	511/DD	L24R	20.205	HI STATE - KEAAU-PAHOA ROAD, SHOULDER LANE CONVERSION, KEAAU BYPASS ROAD TO SHOWER DRIVE (R, C)	FHWA	207,538	207,538	various	51,885	kam Kin Sin, Scot Urada	587-2226, 587-2222	kam.kin.sin@hawaii.gov, scot.t.urada@hawaii.gov
D(TRN)	511/DD	LS30	20.205	HI STATE - KEAAU-PAHOA ROAD, SHOULDER LANE CONVERSION, KEAAU BYPASS ROAD TO SHOWER DRIVE (R, C)	FHWA	794,151	794,151	various	88,239	kam Kin Sin, Scot Urada	587-2226, 587-2222	kam.kin.sin@hawaii.gov, scot.t.urada@hawaii.gov
D(TRN)	511/DD	LZ20	20.205	HI STATE - KEAAU-PAHOA ROAD, SHOULDER LANE CONVERSION, KEAAU BYPASS ROAD TO SHOWER DRIVE (R, C)	FHWA	0	0	various	0	kam Kin Sin, Scot Urada	587-2226, 587-2222	kam.kin.sin@hawaii.gov, scot.t.urada@hawaii.gov
D(TRN)	511/DD	H240	20.205	HI STATE - KUAKINI HIGHWAY WIDENING, HENRY STREET TO KAMEHAMEHA III ROAD (PE FOR PLANNING)	FHWA	428,201	428,201	various	107,051	kam Kin Sin, Scot Urada	587-2226, 587-2222	kam.kin.sin@hawaii.gov, scot.t.urada@hawaii.gov
D(TRN)	511/DD	L24E	20.205	HI STATE - KUAKINI HIGHWAY WIDENING, HENRY STREET TO KAMEHAMEHA III ROAD (PE FOR PLANNING)	FHWA	684,828	684,828	various	171,207	kam Kin Sin, Scot Urada	587-2226, 587-2222	kam.kin.sin@hawaii.gov, scot.t.urada@hawaii.gov
D(TRN)	511/DD	Q240	20.205	HI STATE - KUAKINI HIGHWAY WIDENING, HENRY STREET TO KAMEHAMEHA III ROAD (PE FOR PLANNING)	FHWA	115,172	115,172	various	28,793	kam Kin Sin, Scot Urada	587-2226, 587-2222	kam.kin.sin@hawaii.gov, scot.t.urada@hawaii.gov
D(TRN)	511/DD	Q760	20.205	HI STATE - KUAKINI HIGHWAY WIDENING, HENRY STREET TO KAMEHAMEHA III ROAD (PE FOR PLANNING)	FHWA	1,134,903	1,134,903	various	283,725	kam Kin Sin, Scot Urada	587-2226, 587-2222	kam.kin.sin@hawaii.gov, scot.t.urada@hawaii.gov
D(TRN)	511/DD	ER60	20.205	HI STATE - MAMALAHOA HIGHWAY DEBRIS REMOVAL AND IMMEDIATE EMERGENCY REPAIRS, IN THE VICINITY OF MP 9.5 TO 32.9 (P, R, C)	FHWA	2,213,485	2,213,485	various	269,382	kam Kin Sin, Scot Urada	587-2226, 587-2222	kam.kin.sin@hawaii.gov, scot.t.urada@hawaii.gov
D(TRN)	511/DD	09V0	20.205	HI STATE - MAMALAHOA HIGHWAY IN PAHALA; PE, R/W & CON FOR PAUAU STRM BR REPLACEMENT, IMPRVMTS @ KAMANI ST & REHAB OF VAR. BRIDGES	FHWA	1,400,128	1,400,128	various	356,653	kam Kin Sin, Scot Urada	587-2226, 587-2222	kam.kin.sin@hawaii.gov, scot.t.urada@hawaii.gov

Department of Transportation-Highways Division  
Active Federal Awards as of December 1, 2014

Table 11

<u>State Expending Agency</u>	<u>Program ID</u>	<u>Award Number</u>	<u>CFDA Number</u>	<u>Award Description</u>	<u>Awarding Federal Agency</u>	<u>Award Amount</u>	<u>Award Amount Allocated to the Pgm ID in Column B</u>	<u>State Appropriation Symbol</u>	<u>State Fund Match (If Any)</u>	<u>Contact Name</u>	<u>Contact Phone</u>	<u>Contact Email</u>
D(TRN)	511/DD	L24E	20.205	HI STATE - MAMALAHOA HIGHWAY PAVEMENT PREVENTIVE MAINTENANCE, KAAPUNA TO KAOHE (C)	FHWA	2,698,310	2,698,310	various	674,578	kam Kin Sin, Scot Urada	587-2226, 587-2222	kam.kin.sin@hawaii.gov, scot.t.urada@hawaii.gov
D(TRN)	511/DD	M240	20.205	HI STATE - MAMALAHOA HIGHWAY PAVEMENT PREVENTIVE MAINTENANCE, KAPAPALA RANCH TO HAWAII VOLCANOES NATIONAL PARK (CON)	FHWA	1,465,080	1,465,080	various	366,270	kam Kin Sin, Scot Urada	587-2226, 587-2222	kam.kin.sin@hawaii.gov, scot.t.urada@hawaii.gov
D(TRN)	511/DD	Q240	20.205	HI STATE - MAMALAHOA HIGHWAY PAVEMENT PREVENTIVE MAINTENANCE, KAPAPALA RANCH TO HAWAII VOLCANOES NATIONAL PARK (CON)	FHWA	2,425,867	2,425,867	various	606,467	kam Kin Sin, Scot Urada	587-2226, 587-2222	kam.kin.sin@hawaii.gov, scot.t.urada@hawaii.gov
D(TRN)	511/DD	LS5E	20.205	HI STATE - MAMALAHOA HIGHWAY SAFETY IMPROVEMENTS, MILE POST 3.9 TO MILE POST 6.9 (PE)	FHWA	279,000	279,000	various	31,000	kam Kin Sin, Scot Urada	587-2226, 587-2222	kam.kin.sin@hawaii.gov, scot.t.urada@hawaii.gov
D(TRN)	511/DD	MS40	20.205	HI STATE - MAMALAHOA HIGHWAY SAFETY IMPROVEMENTS, MILE POST 3.9 TO MILE POST 6.9 (PE)	FHWA	56,052	56,052	various	6,228	kam Kin Sin, Scot Urada	587-2226, 587-2222	kam.kin.sin@hawaii.gov, scot.t.urada@hawaii.gov
D(TRN)	511/DD	980	20.205	HI STATE - MAMALAHOA HWY AT KAALAALA STRM BR & FORD CROS, PE/CON FOR BRIDGE REPLACEMENT	FHWA	0	0	various	0	kam Kin Sin, Scot Urada	587-2226, 587-2222	kam.kin.sin@hawaii.gov, scot.t.urada@hawaii.gov
D(TRN)	511/DD	09V0	20.205	HI STATE - MAMALAHOA HWY AT KAALAALA STRM BR & FORD CROS, PE/CON FOR BRIDGE REPLACEMENT	FHWA	6,801,080	6,801,080	various	1,444,693	kam Kin Sin, Scot Urada	587-2226, 587-2222	kam.kin.sin@hawaii.gov, scot.t.urada@hawaii.gov
D(TRN)	511/DD	Q240	20.205	HI STATE - MAMALAHOA HWY AT KAALAALA STRM BR & FORD CROS, PE/CON FOR BRIDGE REPLACEMENT	FHWA	1,186,789	1,186,789	various	407,848	kam Kin Sin, Scot Urada	587-2226, 587-2222	kam.kin.sin@hawaii.gov, scot.t.urada@hawaii.gov
D(TRN)	511/DD	H170	20.205	HI STATE - NELHA AIRPORT CONNECTOR ROAD (PE), VICINITY OF KEAHOLE AIRPORT, NORTH KONA, HAWAII	FHWA	500,000	500,000	various	0	kam Kin Sin, Scot Urada	587-2226, 587-2222	kam.kin.sin@hawaii.gov, scot.t.urada@hawaii.gov
D(TRN)	511/DD	Q050	20.205	HI STATE - QUEEN KAAHUMANU HIGHWAY FROM KEKAHA KAI STATE PARK TO HAPUNA; CON FOR PAVEMENT REHABILITATION	FHWA	9,658,907	9,658,907	various	2,867,763	kam Kin Sin, Scot Urada	587-2226, 587-2222	kam.kin.sin@hawaii.gov, scot.t.urada@hawaii.gov
D(TRN)	511/DD	HY20	20.205	HI STATE - QUEEN KAAHUMANU HIGHWAY WIDENING, PHASE 2, KEALAKEHE PARKWAY TO KEAHOLE AIRPORT ROAD (DESIGN-BUILD)	FHWA	3,000,000	3,000,000	various	750,000	kam Kin Sin, Scot Urada	587-2226, 587-2222	kam.kin.sin@hawaii.gov, scot.t.urada@hawaii.gov
D(TRN)	511/DD	LY20	20.205	HI STATE - QUEEN KAAHUMANU HIGHWAY WIDENING, PHASE 2, KEALAKEHE PARKWAY TO KEAHOLE AIRPORT ROAD (DESIGN-BUILD)	FHWA	12,022,126	12,022,126	various	3,005,532	kam Kin Sin, Scot Urada	587-2226, 587-2222	kam.kin.sin@hawaii.gov, scot.t.urada@hawaii.gov
D(TRN)	511/DD	H050	20.205	HI STATE - QUEEN KAAHUMANU HIGHWAY WIDENING, PHASE 2, KEALAKEHE PARKWAY TO KEAHOLE AIRPORT ROAD (DESIGN-BUILD)	FHWA	2,259,874	2,259,874	various	565,160	kam Kin Sin, Scot Urada	587-2226, 587-2222	kam.kin.sin@hawaii.gov, scot.t.urada@hawaii.gov

Department of Transportation-Highways Division  
Active Federal Awards as of December 1, 2014

Table 11

<u>State Expending Agency</u>	<u>Program ID</u>	<u>Award Number</u>	<u>CFDA Number</u>	<u>Award Description</u>	<u>Awarding Federal Agency</u>	<u>Award Amount</u>	<u>Award Amount Allocated to the Pgm ID in Column B</u>	<u>State Appropriation Symbol</u>	<u>State Fund Match (If Any)</u>	<u>Contact Name</u>	<u>Contact Phone</u>	<u>Contact Email</u>
D(TRN)	511/DD	M001	20.205	HI STATE - QUEEN KAAHUMANU HIGHWAY WIDENING, PHASE 2, KEALAKEHE PARKWAY TO KEAHOLE AIRPORT ROAD (DESIGN-BUILD)	FHWA	9,632,000	9,632,000	various	2,408,000	kam Kin Sin, Scot Urada	587-2226, 587-2222	kam.kin.sin@hawaii.gov, scot.t.urada@hawaii.gov
D(TRN)	511/DD	Q050	20.205	HI STATE - QUEEN KAAHUMANU HIGHWAY WIDENING, PHASE 2, KEALAKEHE PARKWAY TO KEAHOLE AIRPORT ROAD (DESIGN-BUILD)	FHWA	640,000	640,000	various	160,000	kam Kin Sin, Scot Urada	587-2226, 587-2222	kam.kin.sin@hawaii.gov, scot.t.urada@hawaii.gov
D(TRN)	511/DD	LY30	20.205	HI STATE - QUEEN KAAHUMANU HIGHWAY WIDENING, PHASE 2, KEALAKEHE PARKWAY TO KEAHOLE AIRPORT ROAD (DESIGN-BUILD)	FHWA	5,011,707	5,011,707	various	1,252,927	kam Kin Sin, Scot Urada	587-2226, 587-2222	kam.kin.sin@hawaii.gov, scot.t.urada@hawaii.gov
D(TRN)	511/DD	H050	20.205	HI STATE - QUEEN KAAHUMANU HIGHWAY WIDENING, PHASE 2, KEALAKEHE PARKWAY TO KEAHOLE AIRPORT ROAD (DESIGN-BUILD)	FHWA	16,741,794	16,741,794	various	4,185,449	kam Kin Sin, Scot Urada	587-2226, 587-2222	kam.kin.sin@hawaii.gov, scot.t.urada@hawaii.gov
D(TRN)	511/DD	H770	20.205	HI STATE - QUEEN KAAHUMANU HIGHWAY WIDENING, PHASE 2, KEALAKEHE PARKWAY TO KEAHOLE AIRPORT ROAD (DESIGN-BUILD)	FHWA	3,319,688	3,319,688	various	829,922	kam Kin Sin, Scot Urada	587-2226, 587-2222	kam.kin.sin@hawaii.gov, scot.t.urada@hawaii.gov
D(TRN)	511/DD	L050	20.205	HI STATE - QUEEN KAAHUMANU HIGHWAY WIDENING, PHASE 2, KEALAKEHE PARKWAY TO KEAHOLE AIRPORT ROAD (DESIGN-BUILD)	FHWA	7,808,843	7,808,843	various	2,370,111	kam Kin Sin, Scot Urada	587-2226, 587-2222	kam.kin.sin@hawaii.gov, scot.t.urada@hawaii.gov
D(TRN)	511/DD	L240	20.205	HI STATE - QUEEN KAAHUMANU HIGHWAY WIDENING, PHASE 2, KEALAKEHE PARKWAY TO KEAHOLE AIRPORT ROAD (DESIGN-BUILD)	FHWA	13,329,211	13,329,211	various	3,463,132	kam Kin Sin, Scot Urada	587-2226, 587-2222	kam.kin.sin@hawaii.gov, scot.t.urada@hawaii.gov
D(TRN)	511/DD	33D0	20.205	HI STATE - RT 130 KEEAU-PAHOA RD, VIC OF PAHOA BYPASS RD, PE & CON FOR DRAINAGE IMPROVEMENTS	FHWA	73,036	73,036	various	30,059	kam Kin Sin, Scot Urada	587-2226, 587-2222	kam.kin.sin@hawaii.gov, scot.t.urada@hawaii.gov
D(TRN)	511/DD	ER60	20.205	HI STATE - RTE 19 DEBRIS REMOVAL & IMMEDIATE EMERGENCY REPAIRS, IN VICINITY OF MP 12.9 TO 98.0, EXCEPT FROM MP 52.0 TO 57.9 (P, C)	FHWA	5,742,409	5,742,409	various	236,045	kam Kin Sin, Scot Urada	587-2226, 587-2222	kam.kin.sin@hawaii.gov, scot.t.urada@hawaii.gov
D(TRN)	511/DD	L24E	20.205	HI STATE - VOLCANO ROAD INTERSECTION AND DRAINAGE IMPROVEMENTS, VICINITY OF KULANI ROAD (P, R, C)	FHWA	2,809,896	2,809,896	various	736,221	kam Kin Sin, Scot Urada	587-2226, 587-2222	kam.kin.sin@hawaii.gov, scot.t.urada@hawaii.gov
D(TRN)	511/DD	LS30	20.205	HI STATE - VOLCANO ROAD INTERSECTION AND DRAINAGE IMPROVEMENTS, VICINITY OF KULANI ROAD (P, R, C)	FHWA	3,646,045	3,646,045	various	446,369	kam Kin Sin, Scot Urada	587-2226, 587-2222	kam.kin.sin@hawaii.gov, scot.t.urada@hawaii.gov
D(TRN)	511/DD	L05E	20.205	HI STATE - VOLCANO ROAD PAVEMENT PREVENTIVE MAINTENANCE, INBOUND LANES, PANAEWA BRIDGE TO KEA'AU BYPASS ROAD (C)	FHWA	1,968,946	1,968,946	various	505,936	kam Kin Sin, Scot Urada	587-2226, 587-2222	kam.kin.sin@hawaii.gov, scot.t.urada@hawaii.gov
D(TRN)	511/DD	L24E	20.205	HI STATE - VOLCANO ROAD PAVEMENT PREVENTIVE MAINTENANCE, MOUNTAIN VIEW TO KEAAU (C)	FHWA	4,849,026	4,849,026	various	1,212,257	kam Kin Sin, Scot Urada	587-2226, 587-2222	kam.kin.sin@hawaii.gov, scot.t.urada@hawaii.gov

Department of Transportation-Highways Division  
Active Federal Awards as of December 1, 2014

Table 11

<u>State Expending Agency</u>	<u>Program ID</u>	<u>Award Number</u>	<u>CFDA Number</u>	<u>Award Description</u>	<u>Awarding Federal Agency</u>	<u>Award Amount</u>	<u>Award Amount Allocated to the Pgm ID in Column B</u>	<u>State Appropriation Symbol</u>	<u>State Fund Match (If Any)</u>	<u>Contact Name</u>	<u>Contact Phone</u>	<u>Contact Email</u>
D(TRN)	511/DD	1180	20.205	HONOKAA-WAIPIO ROAD, KAWAIKALIA BRIDGE, CON FOR BRIDGE REPAIRS	FHWA	151,579	151,579	various	47,781	kam Kin Sin, Scot Urada	587-2226, 587-2222	kam.kin.sin@hawaii.gov, scot.t.urada@hawaii.gov
D(TRN)	511/DD	L24E	20.205	HS - MAMALAHOA HIGHWAY RESURFACING, MAKALEI TO PALANI ROAD JUNCTION (C)	FHWA	981,455	981,455	various	345,364	kam Kin Sin, Scot Urada	587-2226, 587-2222	kam.kin.sin@hawaii.gov, scot.t.urada@hawaii.gov
D(TRN)	511/DD	LZ20	20.205	HS - MAMALAHOA HIGHWAY RESURFACING, MAKALEI TO PALANI ROAD JUNCTION (C)	FHWA	4,440,000	4,440,000	various	1,110,000	kam Kin Sin, Scot Urada	587-2226, 587-2222	kam.kin.sin@hawaii.gov, scot.t.urada@hawaii.gov
D(TRN)	511/DD	3150	20.205	KANOELEHUA AVE, KEEAU TO KAMEHAMEHA AVE, CON FOR RESURFACING	FHWA	4,765,800	4,765,800	various	1,573,600	kam Kin Sin, Scot Urada	587-2226, 587-2222	kam.kin.sin@hawaii.gov, scot.t.urada@hawaii.gov
D(TRN)	511/DD	LS30	20.205	KEAAU-PAHOA ROAD, INTERSECTION IMPROVEMENTS AT KAHAKAI BOULEVARD (P, C)	FHWA	263,908	263,908	various	29,323	kam Kin Sin, Scot Urada	587-2226, 587-2222	kam.kin.sin@hawaii.gov, scot.t.urada@hawaii.gov
D(TRN)	511/DD	L240	20.205	KEALAKEHE PARKWAY EXTENSION MP 1.18 (KEANALEHU DR.) TO MP 2.18 (PE)	FHWA	568,000	568,000	various	182,000	kam Kin Sin, Scot Urada	587-2226, 587-2222	kam.kin.sin@hawaii.gov, scot.t.urada@hawaii.gov
D(TRN)	511/DD	750	20.205	KEEAU-PAHOA RD, PARADISE PARK SEC PH 2&3, CON FOR SAFETY IMPROVEMENTS	FHWA	3,731,090	3,731,090	various	1,044,880	kam Kin Sin, Scot Urada	587-2226, 587-2222	kam.kin.sin@hawaii.gov, scot.t.urada@hawaii.gov
D(TRN)	511/DD	Q400	20.205	KEEAU-PAHOA RD, PARADISE PARK SEC PH 2&3, CON FOR SAFETY IMPROVEMENTS	FHWA	2,041,239	2,041,239	various	573,738	kam Kin Sin, Scot Urada	587-2226, 587-2222	kam.kin.sin@hawaii.gov, scot.t.urada@hawaii.gov
D(TRN)	511/DD	ER60	20.205	KOHALA MOUNTAIN ROAD DEBRIS REMOVAL AND IMMEDIATE EMERGENCY REPAIRS, IN THE VICINITY OF MP 2.7 TO 13.1 (P, C)	FHWA	783,000	783,000	various	148,500	kam Kin Sin, Scot Urada	587-2226, 587-2222	kam.kin.sin@hawaii.gov, scot.t.urada@hawaii.gov
D(TRN)	511/DD	L24E	20.205	KOHALA MOUNTAIN ROAD PAVEMENT PREVENTIVE MAINTENANCE, WAIAKA JUNCTION TOWARDS HAWI (CON)	FHWA	2,082,225	2,082,225	various	520,556	kam Kin Sin, Scot Urada	587-2226, 587-2222	kam.kin.sin@hawaii.gov, scot.t.urada@hawaii.gov
D(TRN)	511/DD	980	20.205	MAMALAHOA HIGHWAY IN PAHALA; CON FOR EMERGENCY REPLACEMENT OF PAAUUAU STRM BRIDGE, IMPRVMTS @ KAMANI ST. & REHAB VAR. BRIDGES	FHWA	35,286	35,286	various	7,496	kam Kin Sin, Scot Urada	587-2226, 587-2222	kam.kin.sin@hawaii.gov, scot.t.urada@hawaii.gov
D(TRN)	511/DD	Q760	20.205	MAMALAHOA HIGHWAY IN PAHALA; CON FOR EMERGENCY REPLACEMENT OF PAAUUAU STRM BRIDGE, IMPRVMTS @ KAMANI ST. & REHAB VAR. BRIDGES	FHWA	5,142,223	5,142,223	various	1,094,178	kam Kin Sin, Scot Urada	587-2226, 587-2222	kam.kin.sin@hawaii.gov, scot.t.urada@hawaii.gov
D(TRN)	511/DD	LS30	20.205	MAMALAHOA HIGHWAY SAFETY IMPROVEMENTS, IN THE VICINITY OF C.Q. YEE HOP RANCH (P, C)	FHWA	676,602	676,602	various	75,205	kam Kin Sin, Scot Urada	587-2226, 587-2222	kam.kin.sin@hawaii.gov, scot.t.urada@hawaii.gov

Department of Transportation-Highways Division  
Active Federal Awards as of December 1, 2014

Table 11

<u>State Expending Agency</u>	<u>Program ID</u>	<u>Award Number</u>	<u>CFDA Number</u>	<u>Award Description</u>	<u>Awarding Federal Agency</u>	<u>Award Amount</u>	<u>Award Amount Allocated to the Pgm ID in Column B</u>	<u>State Appropriation Symbol</u>	<u>State Fund Match (If Any)</u>	<u>Contact Name</u>	<u>Contact Phone</u>	<u>Contact Email</u>
D(TRN)	511/DD	LS30	20.205	MAMALAOHA HIGHWAY SAFETY IMPROVEMENTS, IN THE VICINITY OF KIOLAKAA HOMESTEAD ROAD (P, C)	FHWA	1,215,256	1,215,256	various	159,028	kam Kin Sin, Scot Urada	587-2226, 587-2222	kam.kin.sin@hawaii.gov, scot.t.urada@hawaii.gov
D(TRN)	511/DD	ER60	20.205	MAMALAOHA HIGHWAY SHOULDER AND SLOPE PERMANENT REPAIR, IN THE VICINITY OF MP 13.0 TO 13.3 (P, R, C)	FHWA	1,925,000	1,925,000	various	607,800	kam Kin Sin, Scot Urada	587-2226, 587-2222	kam.kin.sin@hawaii.gov, scot.t.urada@hawaii.gov
D(TRN)	511/DD	Q760	20.205	PUAINAKO STREET FROM KOMOHANA STREET TO KILAUEA AVENUE; PE & ROW FOR ROADWAY WIDENING & REALIGNMENT	FHWA	2,000,000	2,000,000	various	500,000	kam Kin Sin, Scot Urada	587-2226, 587-2222	kam.kin.sin@hawaii.gov, scot.t.urada@hawaii.gov
D(TRN)	511/DD	HY10	20.205	QUEEN KAAHUMANU HIGHWAY WIDENING, PHASE 2, KEALAKEHE PARKWAY TO KEAHOLE AIRPORT ROAD (DESIGN-BUILD)	FHWA	410,627	410,627	various	102,657	kam Kin Sin, Scot Urada	587-2226, 587-2222	kam.kin.sin@hawaii.gov, scot.t.urada@hawaii.gov
D(TRN)	511/DD	L930	20.205	QUEEN KAAHUMANU HIGHWAY WIDENING, PHASE 2, KEALAKEHE PARKWAY TO KEAHOLE AIRPORT ROAD (DESIGN-BUILD)	FHWA	243,780	243,780	various	60,945	kam Kin Sin, Scot Urada	587-2226, 587-2222	kam.kin.sin@hawaii.gov, scot.t.urada@hawaii.gov
D(TRN)	511/DD	LY10	20.205	QUEEN KAAHUMANU HIGHWAY WIDENING, PHASE 2, KEALAKEHE PARKWAY TO KEAHOLE AIRPORT ROAD (DESIGN-BUILD)	FHWA	1,749,133	1,749,133	various	437,283	kam Kin Sin, Scot Urada	587-2226, 587-2222	kam.kin.sin@hawaii.gov, scot.t.urada@hawaii.gov
D(TRN)	511/DD	H050	20.205	QUEEN KAAHUMANU HIGHWAY WIDENING, PHASE 2, KEALAKEHE PARKWAY TO KEAHOLE AIRPORT ROAD (DESIGN-BUILD)	FHWA	1,127,660	1,127,660	various	281,975	kam Kin Sin, Scot Urada	587-2226, 587-2222	kam.kin.sin@hawaii.gov, scot.t.urada@hawaii.gov
D(TRN)	511/DD	H050	20.205	QUEEN KAAHUMANU HIGHWAY WIDENING, PHASE I, HENRY STREET TO KEALAKEHE PARKWAY; PE AND CON FOR ROADWAY WIDENING (DESIGN-BUILD)	FHWA	25,331,200	25,331,200	various	0	kam Kin Sin, Scot Urada	587-2226, 587-2222	kam.kin.sin@hawaii.gov, scot.t.urada@hawaii.gov
D(TRN)	511/DD	L050	20.205	QUEEN KAAHUMANU HIGHWAY WIDENING, PHASE I, HENRY STREET TO KEALAKEHE PARKWAY; PE AND CON FOR ROADWAY WIDENING (DESIGN-BUILD)	FHWA	12,274,876	12,274,876	various	3,068,718	kam Kin Sin, Scot Urada	587-2226, 587-2222	kam.kin.sin@hawaii.gov, scot.t.urada@hawaii.gov
D(TRN)	511/DD	Q050	20.205	QUEEN KAAHUMANU HIGHWAY WIDENING, PHASE I, HENRY STREET TO KEALAKEHE PARKWAY; PE AND CON FOR ROADWAY WIDENING (DESIGN-BUILD)	FHWA	13,362,766	13,362,766	various	4,641,531	kam Kin Sin, Scot Urada	587-2226, 587-2222	kam.kin.sin@hawaii.gov, scot.t.urada@hawaii.gov
D(TRN)	511/DD	Q760	20.205	QUEEN KAAHUMANU HIGHWAY WIDENING, PHASE I, HENRY STREET TO KEALAKEHE PARKWAY; PE AND CON FOR ROADWAY WIDENING (DESIGN-BUILD)	FHWA	0	0	various	0	kam Kin Sin, Scot Urada	587-2226, 587-2222	kam.kin.sin@hawaii.gov, scot.t.urada@hawaii.gov
D(TRN)	511/DD	LS30	20.205	QUEEN KAAHUMANU HIGHWAY, INTERSECTION IMPROVEMENTS AT KAWAIHAE ROAD (ROW & CON)	FHWA	40,000	40,000	various	30,000	kam Kin Sin, Scot Urada	587-2226, 587-2222	kam.kin.sin@hawaii.gov, scot.t.urada@hawaii.gov
D(TRN)	511/DD	33Q0	20.205	QUEEN KAAHUMANU HWY AT KAIMINANI DRIVE, CON FOR TRAFFIC SIGNALS	FHWA	401,585	401,585	various	20,952	kam Kin Sin, Scot Urada	587-2226, 587-2222	kam.kin.sin@hawaii.gov, scot.t.urada@hawaii.gov

Department of Transportation-Highways Division  
Active Federal Awards as of December 1, 2014

Table 11

<u>State Expending Agency</u>	<u>Program ID</u>	<u>Award Number</u>	<u>CFDA Number</u>	<u>Award Description</u>	<u>Awarding Federal Agency</u>	<u>Award Amount</u>	<u>Award Amount Allocated to the Pgm ID in Column B</u>	<u>State Appropriation Symbol</u>	<u>State Fund Match (If Any)</u>	<u>Contact Name</u>	<u>Contact Phone</u>	<u>Contact Email</u>
D(TRN)	511/DD	Q050	20.205	QUEEN KAAHUMANU HWY FROM KEAHOLE TO KEKAHA KAI STATE PARK; CON FOR PAVEMENT WIDENING AND RESURFACING	FHWA	6,055,229	6,055,229	various	1,513,808	kam Kin Sin, Scot Urada	587-2226, 587-2222	kam.kin.sin@hawaii.gov, scot.t.urada@hawaii.gov
D(TRN)	511/DD	Q050	20.205	QUEEN KAAHUMANU HWY KAWAIHAE TWDS KAILUA-KONA, PE & CON FOR GUARDRAIL/SHLR IMPRVMT	FHWA	2,554,364	2,554,364	various	677,693	kam Kin Sin, Scot Urada	587-2226, 587-2222	kam.kin.sin@hawaii.gov, scot.t.urada@hawaii.gov
D(TRN)	511/DD	Q050	20.205	QUEEN KAAHUMANU HWY, HAPUNA TWDS KAILUA-KONA ; CON FOR GRDRL & SHLDR IMPRVMTS	FHWA	2,339,826	2,339,826	various	584,957	kam Kin Sin, Scot Urada	587-2226, 587-2222	kam.kin.sin@hawaii.gov, scot.t.urada@hawaii.gov
D(TRN)	511/DD	Q050	20.205	Route 19, Queen Kaahumanu Hwy Widening, Kailua to Keahole; Right-of-Way for widening existing 2-lane rdwy to a 4-lane divided hwy	FHWA	7,336,000	7,336,000	various	2,090,000	kam Kin Sin, Scot Urada	587-2226, 587-2222	kam.kin.sin@hawaii.gov, scot.t.urada@hawaii.gov
D(TRN)	511/DD	Q050	20.205	ROUTE 19: HAWAII BELT ROAD, EAST PAAUILO BRIDGE TO KAALA BRIDGE; CON FOR 4R MAINTENANCE - RESTORATION & REHABILITATION	FHWA	7,725,141	7,725,141	various	1,931,285	kam Kin Sin, Scot Urada	587-2226, 587-2222	kam.kin.sin@hawaii.gov, scot.t.urada@hawaii.gov
D(TRN)	511/DD	33D0	20.205	RT 11: MAMALAHOA HWY AT PIKEA STREAM BRIDGE , PE, ROW & CON FOR DRAINAGE IMPRVMT	FHWA	1,457,110	1,457,110	various	416,210	kam Kin Sin, Scot Urada	587-2226, 587-2222	kam.kin.sin@hawaii.gov, scot.t.urada@hawaii.gov
D(TRN)	511/DD	33D0	20.205	RT 19 HI BELT RD, AHOLE BR TO KOLEKOLE BR, CON FOR RESURFACING	FHWA	3,313,222	3,313,222	various	793,278	kam Kin Sin, Scot Urada	587-2226, 587-2222	kam.kin.sin@hawaii.gov, scot.t.urada@hawaii.gov
D(TRN)	511/DD	33D0	20.205	RT 19 KAAHUMANU HWY, HONOKOHAU/KEAHOLE, RECON & RESURFACE	FHWA	3,430,146	3,430,146	various	923,614	kam Kin Sin, Scot Urada	587-2226, 587-2222	kam.kin.sin@hawaii.gov, scot.t.urada@hawaii.gov
D(TRN)	511/DD	1180	20.205	RTE 19: HBR, KEALAKAHA STRM BRIDGE, CON FOR BRIDGE REPLACEMENT	FHWA	1,320,000	1,320,000	various	989,000	kam Kin Sin, Scot Urada	587-2226, 587-2222	kam.kin.sin@hawaii.gov, scot.t.urada@hawaii.gov
D(TRN)	511/DD	L1C0	20.205	RTE 19: HBR, KEALAKAHA STRM BRIDGE, CON FOR BRIDGE REPLACEMENT	FHWA	843,148	843,148	various	210,787	kam Kin Sin, Scot Urada	587-2226, 587-2222	kam.kin.sin@hawaii.gov, scot.t.urada@hawaii.gov
D(TRN)	511/DD	Q100	20.205	RTE 19: HBR, KEALAKAHA STRM BRIDGE, CON FOR BRIDGE REPLACEMENT	FHWA	18,775,200	18,775,200	various	5,342,800	kam Kin Sin, Scot Urada	587-2226, 587-2222	kam.kin.sin@hawaii.gov, scot.t.urada@hawaii.gov
D(TRN)	511/DD	Q120	20.205	RTE 19: HBR, KEALAKAHA STRM BRIDGE, CON FOR BRIDGE REPLACEMENT	FHWA	14,650,400	14,650,400	various	3,662,600	kam Kin Sin, Scot Urada	587-2226, 587-2222	kam.kin.sin@hawaii.gov, scot.t.urada@hawaii.gov
D(TRN)	511/DD	100	20.205	RTE 19: HILO WATERFRONT RD, WAILOA RIVER BR., CON FOR BRIDGE SAFETY IMPROV.	FHWA	6,677,000	6,677,000	various	2,189,755	kam Kin Sin, Scot Urada	587-2226, 587-2222	kam.kin.sin@hawaii.gov, scot.t.urada@hawaii.gov

Department of Transportation-Highways Division  
Active Federal Awards as of December 1, 2014

Table 11

<u>State Expending Agency</u>	<u>Program ID</u>	<u>Award Number</u>	<u>CFDA Number</u>	<u>Award Description</u>	<u>Awarding Federal Agency</u>	<u>Award Amount</u>	<u>Award Amount Allocated to the Pgm ID in Column B</u>	<u>State Appropriation Symbol</u>	<u>State Fund Match (If Any)</u>	<u>Contact Name</u>	<u>Contact Phone</u>	<u>Contact Email</u>
D(TRN)	511/DD	1180	20.205	RTE 19: HILO WATERFRONT RD, WAILOA RIVER BR., CON FOR BRIDGE SAFETY IMPROV.	FHWA	2,528,586	2,528,586	various	876,851	kam Kin Sin, Scot Urada	587-2226, 587-2222	kam.kin.sin@hawaii.gov, scot.t.urada@hawaii.gov
D(TRN)	511/DD	1190	20.205	RTE 19: HILO WATERFRONT RD, WAILOA RIVER BR., CON FOR BRIDGE SAFETY IMPROV.	FHWA	4,399,999	4,399,999	various	1,705,887	kam Kin Sin, Scot Urada	587-2226, 587-2222	kam.kin.sin@hawaii.gov, scot.t.urada@hawaii.gov
D(TRN)	511/DD	3200	20.205	RTS 240 & 270 HONOKAA, HAWI & KAPAAU TOWNS: PE - ROW - CON FOR PEDESTRIAN FACILITY ACCESSIBILITY IMPROVEMENTS	FHWA	744,560	744,560	various	200,140	kam Kin Sin, Scot Urada	587-2226, 587-2222	kam.kin.sin@hawaii.gov, scot.t.urada@hawaii.gov
D(TRN)	511/DD	H400	20.205	RTS 240 & 270 HONOKAA, HAWI & KAPAAU TOWNS: PE - ROW - CON FOR PEDESTRIAN FACILITY ACCESSIBILITY IMPROVEMENTS	FHWA	1,762,473	1,762,473	various	440,619	kam Kin Sin, Scot Urada	587-2226, 587-2222	kam.kin.sin@hawaii.gov, scot.t.urada@hawaii.gov
D(TRN)	511/DD	Q400	20.205	RTS 240 & 270 HONOKAA, HAWI & KAPAAU TOWNS: PE - ROW - CON FOR PEDESTRIAN FACILITY ACCESSIBILITY IMPROVEMENTS	FHWA	274,798	274,798	various	68,700	kam Kin Sin, Scot Urada	587-2226, 587-2222	kam.kin.sin@hawaii.gov, scot.t.urada@hawaii.gov
D(TRN)	511/DD	3410	20.205	SADDLE RD EXT MAMALAHOA HWY - QUEEN K HWY, PE FOR NEW RDWAY PLANNING	FHWA	640,000	640,000	various	160,000	kam Kin Sin, Scot Urada	587-2226, 587-2222	kam.kin.sin@hawaii.gov, scot.t.urada@hawaii.gov
D(TRN)	511/DD	5590	20.205	SADDLE RD EXT MAMALAHOA HWY - QUEEN K HWY, PE FOR NEW RDWAY PLANNING	FHWA	1,000,000	1,000,000	various	334,932	kam Kin Sin, Scot Urada	587-2226, 587-2222	kam.kin.sin@hawaii.gov, scot.t.urada@hawaii.gov
D(TRN)	511/DD	L240	20.205	SADDLE RD EXT MAMALAHOA HWY - QUEEN K HWY, PE FOR NEW RDWAY PLANNING	FHWA	1,473,138	1,473,138	various	443,353	kam Kin Sin, Scot Urada	587-2226, 587-2222	kam.kin.sin@hawaii.gov, scot.t.urada@hawaii.gov
D(TRN)	511/DD	L930	20.205	SADDLE ROAD (PE & ROW) (PTA SECTION)	FHWA	166,245	166,245	various	0	kam Kin Sin, Scot Urada	587-2226, 587-2222	kam.kin.sin@hawaii.gov, scot.t.urada@hawaii.gov
D(TRN)	511/DD	75T0	20.205	SADDLE ROAD (PE & ROW) (PTA SECTION)	FHWA	179,999	179,999	various	0	kam Kin Sin, Scot Urada	587-2226, 587-2222	kam.kin.sin@hawaii.gov, scot.t.urada@hawaii.gov
D(TRN)	511/DD	75Z0	20.205	SADDLE ROAD (PE & ROW) (PTA SECTION)	FHWA	449,755	449,755	various	0	kam Kin Sin, Scot Urada	587-2226, 587-2222	kam.kin.sin@hawaii.gov, scot.t.urada@hawaii.gov
D(TRN)	511/DD	H170	20.205	SADDLE ROAD, EAST (HILO) SECTION FROM M.P. 6 TO M.P. 28, DEMO ID HI019; PE & ROW TO UPGRADE EXISTING ROADWAY	FHWA	1,000,000	1,000,000	various	111,010	kam Kin Sin, Scot Urada	587-2226, 587-2222	kam.kin.sin@hawaii.gov, scot.t.urada@hawaii.gov
D(TRN)	511/DD	L930	20.205	SADDLE ROAD, EAST (HILO) SECTION FROM M.P. 6 TO M.P. 28, DEMO ID HI019; PE & ROW TO UPGRADE EXISTING ROADWAY	FHWA	3,059,171	3,059,171	various	0	kam Kin Sin, Scot Urada	587-2226, 587-2222	kam.kin.sin@hawaii.gov, scot.t.urada@hawaii.gov



Department of Transportation-Highways Division  
Active Federal Awards as of December 1, 2014

Table 11

<u>State Expending Agency</u>	<u>Program ID</u>	<u>Award Number</u>	<u>CFDA Number</u>	<u>Award Description</u>	<u>Awarding Federal Agency</u>	<u>Award Amount</u>	<u>Award Amount Allocated to the Pgm ID in Column B</u>	<u>State Appropriation Symbol</u>	<u>State Fund Match (If Any)</u>	<u>Contact Name</u>	<u>Contact Phone</u>	<u>Contact Email</u>
D(TRN)	511/DD	H400	20.205	VARIOUS LOCATIONS ON HAWAII; CON FOR PEDESTRIAN FACILITIES AND ADA COMPLIANCE	FHWA	440,000	440,000	various	110,000	kam Kin Sin, Scot Urada	587-2226, 587-2222	kam.kin.sin@hawaii.gov, scot.t.urada@hawaii.gov
D(TRN)	511/DD	Q400	20.205	VARIOUS LOCATIONS ON HAWAII; CON FOR PEDESTRIAN FACILITIES AND ADA COMPLIANCE	FHWA	1,132,995	1,132,995	various	309,241	kam Kin Sin, Scot Urada	587-2226, 587-2222	kam.kin.sin@hawaii.gov, scot.t.urada@hawaii.gov
D(TRN)	531/DF	L24E	20.205	HALEAKALA CRATER ROAD PAVEMENT PREVENTIVE MAINTENANCE, M.P. 0.00 TO M.P. 2.00 (C)	FHWA	640,860	640,860	various	233,718	kam Kin Sin, Scot Urada	587-2226, 587-2222	kam.kin.sin@hawaii.gov, scot.t.urada@hawaii.gov
D(TRN)	531/DF	L240	20.205	HALEAKALA HIGHWAY PAVEMENT PREVENTIVE MAINTENANCE, KULA JUNCTION TO HALEAKALA CRATER ROAD (C)	FHWA	1,818,388	1,818,388	various	463,193	kam Kin Sin, Scot Urada	587-2226, 587-2222	kam.kin.sin@hawaii.gov, scot.t.urada@hawaii.gov
D(TRN)	531/DF	LZ10	20.205	HANA HIGHWAY PAVEMENT PREVENTIVE MAINTENANCE, KAAHUMANU AVENUE TO DAIRY ROAD (CON)	FHWA	613,041	613,041	various	186,980	kam Kin Sin, Scot Urada	587-2226, 587-2222	kam.kin.sin@hawaii.gov, scot.t.urada@hawaii.gov
D(TRN)	531/DF	L05E	20.205	HANA HIGHWAY WIDENING, KAAHUMANU AVE. TO VICINITY OF AIRPORT ACCESS ROAD (P)	FHWA	1,262,780	1,262,780	various	315,695	kam Kin Sin, Scot Urada	587-2226, 587-2222	kam.kin.sin@hawaii.gov, scot.t.urada@hawaii.gov
D(TRN)	531/DF	33D0	20.205	HANA HIGHWAY, INSTALLATION OF EMERGENCY TELEPHONES, KAUPAKALUA ROAD TO UA KEA ROAD (CON)	FHWA	400,000	400,000	various	100,000	kam Kin Sin, Scot Urada	587-2226, 587-2222	kam.kin.sin@hawaii.gov, scot.t.urada@hawaii.gov
D(TRN)	531/DF	Q240	20.205	HANA HIGHWAY, INSTALLATION OF EMERGENCY TELEPHONES, KAUPAKALUA ROAD TO UA KEA ROAD (CON)	FHWA	420,928	420,928	various	115,422	kam Kin Sin, Scot Urada	587-2226, 587-2222	kam.kin.sin@hawaii.gov, scot.t.urada@hawaii.gov
D(TRN)	531/DF	L24E	20.205	HON STATE - KAHUAPAANI STREET PAVEMENT RESURFACING, MOANALUA FREEWAY TO SALT LAKE BOULEVARD (CON)	FHWA	4,750,107	4,750,107	various	1,281,391	kam Kin Sin, Scot Urada	587-2226, 587-2222	kam.kin.sin@hawaii.gov, scot.t.urada@hawaii.gov
D(TRN)	531/DF	HX20	20.205	HONOAPIILANI HIGHWAY AT HONOLUA STREAM BRIDGE; PE, ROW & CON FOR BRIDGE REPLACEMENT	FHWA	300,000	300,000	various	0	kam Kin Sin, Scot Urada	587-2226, 587-2222	kam.kin.sin@hawaii.gov, scot.t.urada@hawaii.gov
D(TRN)	531/DF	L1C0	20.205	HONOAPIILANI HIGHWAY AT HONOLUA STREAM BRIDGE; PE, ROW & CON FOR BRIDGE REPLACEMENT	FHWA	200,000	200,000	various	50,000	kam Kin Sin, Scot Urada	587-2226, 587-2222	kam.kin.sin@hawaii.gov, scot.t.urada@hawaii.gov
D(TRN)	531/DF	Q100	20.205	HONOAPIILANI HIGHWAY AT HONOLUA STREAM BRIDGE; PE, ROW & CON FOR BRIDGE REPLACEMENT	FHWA	554,400	554,400	various	197,600	kam Kin Sin, Scot Urada	587-2226, 587-2222	kam.kin.sin@hawaii.gov, scot.t.urada@hawaii.gov
D(TRN)	531/DF	L24E	20.205	HONOAPIILANI HIGHWAY PAVEMENT PREVENTIVE MAINTENANCE, LAHAINALUNA ROAD TO KAAPALI PARKWAY (C)	FHWA	2,081,349	2,081,349	various	677,199	kam Kin Sin, Scot Urada	587-2226, 587-2222	kam.kin.sin@hawaii.gov, scot.t.urada@hawaii.gov

Department of Transportation-Highways Division  
Active Federal Awards as of December 1, 2014

Table 11

<u>State Expending Agency</u>	<u>Program ID</u>	<u>Award Number</u>	<u>CFDA Number</u>	<u>Award Description</u>	<u>Awarding Federal Agency</u>	<u>Award Amount</u>	<u>Award Amount Allocated to the Pgm ID in Column B</u>	<u>State Appropriation Symbol</u>	<u>State Fund Match (If Any)</u>	<u>Contact Name</u>	<u>Contact Phone</u>	<u>Contact Email</u>
D(TRN)	531/DF	L05E	20.205	HONOAPIILANI HIGHWAY PAVEMENT PREVENTIVE MAINTENANCE, VICINITY OF WIND FARM ACCESS ROAD TO OLOWALU (C)	FHWA	2,613,127	2,613,127	various	653,282	kam Kin Sin, Scot Urada	587-2226, 587-2222	kam.kin.sin@hawaii.gov, scot.t.urada@hawaii.gov
D(TRN)	531/DF	LS30	20.205	HONOAPIILANI HIGHWAY SAFETY IMPROVEMENTS, KAPOLI STREET TO UKUMEHAME BEACH PARK ROAD (P)	FHWA	450,000	450,000	various	50,000	kam Kin Sin, Scot Urada	587-2226, 587-2222	kam.kin.sin@hawaii.gov, scot.t.urada@hawaii.gov
D(TRN)	531/DF	H770	20.205	HONOAPIILANI HIGHWAY WIDENING, LAHAINALUNA ROAD TO AHOLO ROAD (CON)	FHWA	2,096,854	2,096,854	various	524,214	kam Kin Sin, Scot Urada	587-2226, 587-2222	kam.kin.sin@hawaii.gov, scot.t.urada@hawaii.gov
D(TRN)	531/DF	L240	20.205	HONOAPIILANI HIGHWAY WIDENING, LAHAINALUNA ROAD TO AHOLO ROAD (CON)	FHWA	6,861,323	6,861,323	various	1,740,331	kam Kin Sin, Scot Urada	587-2226, 587-2222	kam.kin.sin@hawaii.gov, scot.t.urada@hawaii.gov
D(TRN)	531/DF	L400	20.205	HONOAPIILANI HIGHWAY WIDENING, LAHAINALUNA ROAD TO AHOLO ROAD (CON)	FHWA	7,798,873	7,798,873	various	1,949,721	kam Kin Sin, Scot Urada	587-2226, 587-2222	kam.kin.sin@hawaii.gov, scot.t.urada@hawaii.gov
D(TRN)	531/DF	980	20.205	HONOAPIILANI HWY @ UKUMEHAME & LAUNIPOKO, PE & CON FOR RESTORATION WORK	FHWA	262,765	262,765	various	580,600	kam Kin Sin, Scot Urada	587-2226, 587-2222	kam.kin.sin@hawaii.gov, scot.t.urada@hawaii.gov
D(TRN)	531/DF	3410	20.205	KIHEI-UPCOUNTRY MAUI HIGHWAY, RIGHT-OF-WAY	FHWA	1,369,869	1,369,869	various	342,467	kam Kin Sin, Scot Urada	587-2226, 587-2222	kam.kin.sin@hawaii.gov, scot.t.urada@hawaii.gov
D(TRN)	531/DF	45A0	20.205	KIHEI-UPCOUNTRY MAUI HIGHWAY, RIGHT-OF-WAY	FHWA	94,500	94,500	various	0	kam Kin Sin, Scot Urada	587-2226, 587-2222	kam.kin.sin@hawaii.gov, scot.t.urada@hawaii.gov
D(TRN)	531/DF	5590	20.205	KIHEI-UPCOUNTRY MAUI HIGHWAY, RIGHT-OF-WAY	FHWA	1,782,400	1,782,400	various	445,600	kam Kin Sin, Scot Urada	587-2226, 587-2222	kam.kin.sin@hawaii.gov, scot.t.urada@hawaii.gov
D(TRN)	531/DF	3410	20.205	KIHEI-UPCOUNTRY MAUI HWY FROM KIHEI TO UPCOUNTRY MAUI;PE FOR NEW 2-LN LIMITED ACCESS ARTERIAL RDWY LINK UPCOUNTRY MAUI & KIHEI-MAK	FHWA	2,040,000	2,040,000	various	510,000	kam Kin Sin, Scot Urada	587-2226, 587-2222	kam.kin.sin@hawaii.gov, scot.t.urada@hawaii.gov
D(TRN)	531/DF	45A0	20.205	KIHEI-UPCOUNTRY MAUI HWY FROM KIHEI TO UPCOUNTRY MAUI;PE FOR NEW 2-LN LIMITED ACCESS ARTERIAL RDWY LINK UPCOUNTRY MAUI & KIHEI-MAK	FHWA	2,400,000	2,400,000	various	160,000	kam Kin Sin, Scot Urada	587-2226, 587-2222	kam.kin.sin@hawaii.gov, scot.t.urada@hawaii.gov
D(TRN)	531/DF	5590	20.205	KIHEI-UPCOUNTRY MAUI HWY FROM KIHEI TO UPCOUNTRY MAUI;PE FOR NEW 2-LN LIMITED ACCESS ARTERIAL RDWY LINK UPCOUNTRY MAUI & KIHEI-MAK	FHWA	717,600	717,600	various	179,400	kam Kin Sin, Scot Urada	587-2226, 587-2222	kam.kin.sin@hawaii.gov, scot.t.urada@hawaii.gov
D(TRN)	531/DF	H050	20.205	MAUI ST - KUIHELANI HWY & HONOAPIILANI HWY PAVEMENT PREVENTIVE MAINT., PUUNENE AVE. TO HONOAPIILANI HWY & KUIHELANI HWY TO KAPOLI	FHWA	345,238	345,238	various	86,310	kam Kin Sin, Scot Urada	587-2226, 587-2222	kam.kin.sin@hawaii.gov, scot.t.urada@hawaii.gov

Department of Transportation-Highways Division  
Active Federal Awards as of December 1, 2014

Table 11

<u>State Expending Agency</u>	<u>Program ID</u>	<u>Award Number</u>	<u>CFDA Number</u>	<u>Award Description</u>	<u>Awarding Federal Agency</u>	<u>Award Amount</u>	<u>Award Amount Allocated to the Pgm ID in Column B</u>	<u>State Appropriation Symbol</u>	<u>State Fund Match (If Any)</u>	<u>Contact Name</u>	<u>Contact Phone</u>	<u>Contact Email</u>
D(TRN)	531/DF	L05E	20.205	MAUI ST - KUIHELANI HWY & HONOAPIILANI HWY PAVEMENT PREVENTIVE MAINT., PUUNENE AVE. TO HONOAPIILANI HWY & KUIHELANI HWY TO KAPOLI	FHWA	2,078,306	2,078,306	various	525,713	kam Kin Sin, Scot Urada	587-2226, 587-2222	kam.kin.sin@hawaii.gov, scot.t.urada@hawaii.gov
D(TRN)	531/DF	H050	20.205	MAUI STATE - HALEAKALA HIGHWAY WIDENING, PHASE 2, HANA HIGHWAY TO PUKALANI BYPASS	FHWA	25,678,973	25,678,973	various	7,899,623	kam Kin Sin, Scot Urada	587-2226, 587-2222	kam.kin.sin@hawaii.gov, scot.t.urada@hawaii.gov
D(TRN)	531/DF	L050	20.205	MAUI STATE - HALEAKALA HIGHWAY WIDENING, PHASE 2, HANA HIGHWAY TO PUKALANI BYPASS	FHWA	4,581,931	4,581,931	various	1,145,483	kam Kin Sin, Scot Urada	587-2226, 587-2222	kam.kin.sin@hawaii.gov, scot.t.urada@hawaii.gov
D(TRN)	531/DF	Q050	20.205	MAUI STATE - HALEAKALA HIGHWAY WIDENING, PHASE 2, HANA HIGHWAY TO PUKALANI BYPASS	FHWA	4,000,000	4,000,000	various	1,000,000	kam Kin Sin, Scot Urada	587-2226, 587-2222	kam.kin.sin@hawaii.gov, scot.t.urada@hawaii.gov
D(TRN)	531/DF	ER90	20.205	MAUI STATE - HANA HIGHWAY EMERGENCY SLOPE STABILIZATION, VICINITY MILE POST 14 (P, C)	FHWA	2,712,000	2,712,000	various	678,000	kam Kin Sin, Scot Urada	587-2226, 587-2222	kam.kin.sin@hawaii.gov, scot.t.urada@hawaii.gov
D(TRN)	531/DF	L24E	20.205	MAUI STATE - HANA HIGHWAY EMERGENCY SLOPE STABILIZATION, VICINITY MILE POST 14 (P, C)	FHWA	3,019,747	3,019,747	various	747,437	kam Kin Sin, Scot Urada	587-2226, 587-2222	kam.kin.sin@hawaii.gov, scot.t.urada@hawaii.gov
D(TRN)	531/DF	ER90	20.205	MAUI STATE - HANA HIGHWAY EMERGENCY SLOPE STABILIZATION, VICINITY OF MILE POST 10.4 (P, C)	FHWA	1,992,586	1,992,586	various	498,146	kam Kin Sin, Scot Urada	587-2226, 587-2222	kam.kin.sin@hawaii.gov, scot.t.urada@hawaii.gov
D(TRN)	531/DF	L24E	20.205	MAUI STATE - HANA HIGHWAY EMERGENCY SLOPE STABILIZATION, VICINITY OF MILE POST 10.4 (P, C)	FHWA	2,163,747	2,163,747	various	533,437	kam Kin Sin, Scot Urada	587-2226, 587-2222	kam.kin.sin@hawaii.gov, scot.t.urada@hawaii.gov
D(TRN)	531/DF	ER90	20.205	MAUI STATE - HANA HIGHWAY EMERGENCY SLOPE STABILIZATION, VICINITY OF MILE POST 16 (P, C)	FHWA	3,760,000	3,760,000	various	940,000	kam Kin Sin, Scot Urada	587-2226, 587-2222	kam.kin.sin@hawaii.gov, scot.t.urada@hawaii.gov
D(TRN)	531/DF	L24E	20.205	MAUI STATE - HANA HIGHWAY EMERGENCY SLOPE STABILIZATION, VICINITY OF MILE POST 16 (P, C)	FHWA	1,322,310	1,322,310	various	330,578	kam Kin Sin, Scot Urada	587-2226, 587-2222	kam.kin.sin@hawaii.gov, scot.t.urada@hawaii.gov
D(TRN)	531/DF	L03E	20.205	MAUI STATE - HANA HIGHWAY, ROUTE 360 BRIDGE PRESERVATION PLAN WITHIN THE HANA HIGHWAY HISTORIC DISTRICT (PE)	FHWA	217,920	217,920	various	54,480	kam Kin Sin, Scot Urada	587-2226, 587-2222	kam.kin.sin@hawaii.gov, scot.t.urada@hawaii.gov
D(TRN)	531/DF	L1C0	20.205	MAUI STATE - HANA HIGHWAY, ROUTE 360 BRIDGE PRESERVATION PLAN WITHIN THE HANA HIGHWAY HISTORIC DISTRICT (PE)	FHWA	1,058,635	1,058,635	various	264,659	kam Kin Sin, Scot Urada	587-2226, 587-2222	kam.kin.sin@hawaii.gov, scot.t.urada@hawaii.gov
D(TRN)	531/DF	L24E	20.205	MAUI STATE - HONOAPIILANI HIGHWAY PAVEMENT PREVENTIVE MAINTENANCE, KAA NAPALI PARKWAY TO HONOKOWAI (C)	FHWA	2,199,781	2,199,781	various	582,554	kam Kin Sin, Scot Urada	587-2226, 587-2222	kam.kin.sin@hawaii.gov, scot.t.urada@hawaii.gov

Department of Transportation-Highways Division  
Active Federal Awards as of December 1, 2014

Table 11

<u>State Expending Agency</u>	<u>Program ID</u>	<u>Award Number</u>	<u>CFDA Number</u>	<u>Award Description</u>	<u>Awarding Federal Agency</u>	<u>Award Amount</u>	<u>Award Amount Allocated to the Pgm ID in Column B</u>	<u>State Appropriation Symbol</u>	<u>State Fund Match (If Any)</u>	<u>Contact Name</u>	<u>Contact Phone</u>	<u>Contact Email</u>
D(TRN)	531/DF	HY10	20.205	MAUI STATE - HONOAPIILANI HIGHWAY REALIGNMENT, PHASE 1B-1, LAHAINALUNA ROAD TO HOKIOKIO PLACE (ROW & CON)	FHWA	410,627	410,627	various	102,657	kam Kin Sin, Scot Urada	587-2226, 587-2222	kam.kin.sin@hawaii.gov, scot.t.urada@hawaii.gov
D(TRN)	531/DF	L930	20.205	MAUI STATE - HONOAPIILANI HIGHWAY REALIGNMENT, PHASE 1B-1, LAHAINALUNA ROAD TO HOKIOKIO PLACE (ROW & CON)	FHWA	243,780	243,780	various	60,945	kam Kin Sin, Scot Urada	587-2226, 587-2222	kam.kin.sin@hawaii.gov, scot.t.urada@hawaii.gov
D(TRN)	531/DF	LY10	20.205	MAUI STATE - HONOAPIILANI HIGHWAY REALIGNMENT, PHASE 1B-1, LAHAINALUNA ROAD TO HOKIOKIO PLACE (ROW & CON)	FHWA	1,749,133	1,749,133	various	437,283	kam Kin Sin, Scot Urada	587-2226, 587-2222	kam.kin.sin@hawaii.gov, scot.t.urada@hawaii.gov
D(TRN)	531/DF	HY20	20.205	MAUI STATE - HONOAPIILANI HIGHWAY REALIGNMENT, PHASE 1B-1, LAHAINALUNA ROAD TO HOKIOKIO PLACE (ROW & CON)	FHWA	2,000,000	2,000,000	various	500,000	kam Kin Sin, Scot Urada	587-2226, 587-2222	kam.kin.sin@hawaii.gov, scot.t.urada@hawaii.gov
D(TRN)	531/DF	LY20	20.205	MAUI STATE - HONOAPIILANI HIGHWAY REALIGNMENT, PHASE 1B-1, LAHAINALUNA ROAD TO HOKIOKIO PLACE (ROW & CON)	FHWA	8,014,750	8,014,750	various	2,003,688	kam Kin Sin, Scot Urada	587-2226, 587-2222	kam.kin.sin@hawaii.gov, scot.t.urada@hawaii.gov
D(TRN)	531/DF	L050	20.205	MAUI STATE - HONOAPIILANI HIGHWAY REALIGNMENT, PHASE 1B-1, LAHAINALUNA ROAD TO HOKIOKIO PLACE (ROW & CON)	FHWA	6,057,215	6,057,215	various	1,793,904	kam Kin Sin, Scot Urada	587-2226, 587-2222	kam.kin.sin@hawaii.gov, scot.t.urada@hawaii.gov
D(TRN)	531/DF	L05E	20.205	MAUI STATE - HONOAPIILANI HIGHWAY REALIGNMENT, PHASE 1B-1, LAHAINALUNA ROAD TO HOKIOKIO PLACE (ROW & CON)	FHWA	8,382,337	8,382,337	various	3,331,679	kam Kin Sin, Scot Urada	587-2226, 587-2222	kam.kin.sin@hawaii.gov, scot.t.urada@hawaii.gov
D(TRN)	531/DF	L240	20.205	MAUI STATE - HONOAPIILANI HIGHWAY REALIGNMENT, PHASE 1B-1, LAHAINALUNA ROAD TO HOKIOKIO PLACE (ROW & CON)	FHWA	2,415,613	2,415,613	various	603,903	kam Kin Sin, Scot Urada	587-2226, 587-2222	kam.kin.sin@hawaii.gov, scot.t.urada@hawaii.gov
D(TRN)	531/DF	L050	20.205	MAUI STATE - HONOAPIILANI HIGHWAY REALIGNMENT, PHASE 1C, KEAWE STREET EXTENSION TO KAAPALI CONNECTOR (P)	FHWA	323,360	323,360	various	80,840	kam Kin Sin, Scot Urada	587-2226, 587-2222	kam.kin.sin@hawaii.gov, scot.t.urada@hawaii.gov
D(TRN)	531/DF	L05E	20.205	MAUI STATE - HONOAPIILANI HIGHWAY REALIGNMENT, PHASE 1C, KEAWE STREET EXTENSION TO KAAPALI CONNECTOR (P)	FHWA	2,189,940	2,189,940	various	547,485	kam Kin Sin, Scot Urada	587-2226, 587-2222	kam.kin.sin@hawaii.gov, scot.t.urada@hawaii.gov
D(TRN)	531/DF	L24E	20.205	MAUI STATE - HONOAPIILANI HIGHWAY RESURFACING, HONOKOWAI TO KAHANA (CON)	FHWA	2,093,760	2,093,760	various	523,440	kam Kin Sin, Scot Urada	587-2226, 587-2222	kam.kin.sin@hawaii.gov, scot.t.urada@hawaii.gov
D(TRN)	531/DF	LS30	20.205	MAUI STATE - HONOAPIILANI HIGHWAY SAFETY IMPROVEMENTS, AT KAAPALI PARKWAY AND HALELO STREET (P, C)	FHWA	232,637	232,637	various	25,849	kam Kin Sin, Scot Urada	587-2226, 587-2222	kam.kin.sin@hawaii.gov, scot.t.urada@hawaii.gov
D(TRN)	531/DF	MS31	20.205	MAUI STATE - HONOAPIILANI HIGHWAY SAFETY IMPROVEMENTS, AT KAAPALI PARKWAY AND HALELO STREET (P, C)	FHWA	956,012	956,012	various	0	kam Kin Sin, Scot Urada	587-2226, 587-2222	kam.kin.sin@hawaii.gov, scot.t.urada@hawaii.gov

Department of Transportation-Highways Division  
Active Federal Awards as of December 1, 2014

Table 11

<u>State Expending Agency</u>	<u>Program ID</u>	<u>Award Number</u>	<u>CFDA Number</u>	<u>Award Description</u>	<u>Awarding Federal Agency</u>	<u>Award Amount</u>	<u>Award Amount Allocated to the Pgm ID in Column B</u>	<u>State Appropriation Symbol</u>	<u>State Fund Match (If Any)</u>	<u>Contact Name</u>	<u>Contact Phone</u>	<u>Contact Email</u>
D(TRN)	531/DF	MS40	20.205	MAUI STATE - HONOAPIILANI HIGHWAY SAFETY IMPROVEMENTS, UKUMEHAME TO OLOWALU (PE)	FHWA	290,052	290,052	various	32,228	kam Kin Sin, Scot Urada	587-2226, 587-2222	kam.kin.sin@hawaii.gov, scot.t.urada@hawaii.gov
D(TRN)	531/DF	H210	20.205	MAUI STATE - HONOAPIILANI HWY GUARDRAIL AND SHOULDER IMPROVEMENTS, VICINITY OF UKUMEHAME, MILE POST 13.2 TO MILE POST 13.3 (CON)	FHWA	115,868	115,868	various	12,874	kam Kin Sin, Scot Urada	587-2226, 587-2222	kam.kin.sin@hawaii.gov, scot.t.urada@hawaii.gov
D(TRN)	531/DF	L21R	20.205	MAUI STATE - HONOAPIILANI HWY GUARDRAIL AND SHOULDER IMPROVEMENTS, VICINITY OF UKUMEHAME, MILE POST 13.2 TO MILE POST 13.3 (CON)	FHWA	1,046,292	1,046,292	various	116,255	kam Kin Sin, Scot Urada	587-2226, 587-2222	kam.kin.sin@hawaii.gov, scot.t.urada@hawaii.gov
D(TRN)	531/DF	Q280	20.205	MAUI STATE - HONOAPIILANI HWY GUARDRAIL AND SHOULDER IMPROVEMENTS, VICINITY OF UKUMEHAME, MILE POST 13.2 TO MILE POST 13.3 (CON)	FHWA	1,032,359	1,032,359	various	114,707	kam Kin Sin, Scot Urada	587-2226, 587-2222	kam.kin.sin@hawaii.gov, scot.t.urada@hawaii.gov
D(TRN)	531/DF	3150	20.205	MAUI STATE - HONOAPIILANI HWY REALIGNMENT, LAHAINA, MAUI, HI; PE PHASE 1A, FUTURE KEAWE ST EXTSN TO LAHAINALUNA RD-DESIGN BUILD	FHWA	156,000	156,000	various	57,000	kam Kin Sin, Scot Urada	587-2226, 587-2222	kam.kin.sin@hawaii.gov, scot.t.urada@hawaii.gov
D(TRN)	531/DF	H050	20.205	MAUI STATE - HONOAPIILANI HWY REALIGNMENT, LAHAINA, MAUI, HI; PE PHASE 1A, FUTURE KEAWE ST EXTSN TO LAHAINALUNA RD-DESIGN BUILD	FHWA	0	0	various	0	kam Kin Sin, Scot Urada	587-2226, 587-2222	kam.kin.sin@hawaii.gov, scot.t.urada@hawaii.gov
D(TRN)	531/DF	H760	20.205	MAUI STATE - HONOAPIILANI HWY REALIGNMENT, LAHAINA, MAUI, HI; PE PHASE 1A, FUTURE KEAWE ST EXTSN TO LAHAINALUNA RD-DESIGN BUILD	FHWA	1,141,709	1,141,709	various	285,427	kam Kin Sin, Scot Urada	587-2226, 587-2222	kam.kin.sin@hawaii.gov, scot.t.urada@hawaii.gov
D(TRN)	531/DF	L00E	20.205	MAUI STATE - HONOAPIILANI HWY REALIGNMENT, LAHAINA, MAUI, HI; PE PHASE 1A, FUTURE KEAWE ST EXTSN TO LAHAINALUNA RD-DESIGN BUILD	FHWA	10,221,120	10,221,120	various	2,555,280	kam Kin Sin, Scot Urada	587-2226, 587-2222	kam.kin.sin@hawaii.gov, scot.t.urada@hawaii.gov
D(TRN)	531/DF	L050	20.205	MAUI STATE - HONOAPIILANI HWY REALIGNMENT, LAHAINA, MAUI, HI; PE PHASE 1A, FUTURE KEAWE ST EXTSN TO LAHAINALUNA RD-DESIGN BUILD	FHWA	32,000,000	32,000,000	various	0	kam Kin Sin, Scot Urada	587-2226, 587-2222	kam.kin.sin@hawaii.gov, scot.t.urada@hawaii.gov
D(TRN)	531/DF	L05E	20.205	MAUI STATE - HONOAPIILANI HWY REALIGNMENT, LAHAINA, MAUI, HI; PE PHASE 1A, FUTURE KEAWE ST EXTSN TO LAHAINALUNA RD-DESIGN BUILD	FHWA	15,394,756	15,394,756	various	4,654,764	kam Kin Sin, Scot Urada	587-2226, 587-2222	kam.kin.sin@hawaii.gov, scot.t.urada@hawaii.gov
D(TRN)	531/DF	Q760	20.205	MAUI STATE - HONOAPIILANI HWY REALIGNMENT, LAHAINA, MAUI, HI; PE PHASE 1A, FUTURE KEAWE ST EXTSN TO LAHAINALUNA RD-DESIGN BUILD	FHWA	15,452,178	15,452,178	various	3,922,254	kam Kin Sin, Scot Urada	587-2226, 587-2222	kam.kin.sin@hawaii.gov, scot.t.urada@hawaii.gov
D(TRN)	531/DF	Q770	20.205	MAUI STATE - HONOAPIILANI HWY REALIGNMENT, LAHAINA, MAUI, HI; PE PHASE 1A, FUTURE KEAWE ST EXTSN TO LAHAINALUNA RD-DESIGN BUILD	FHWA	4,000,000	4,000,000	various	1,000,000	kam Kin Sin, Scot Urada	587-2226, 587-2222	kam.kin.sin@hawaii.gov, scot.t.urada@hawaii.gov
D(TRN)	531/DF	33D0	20.205	MAUI STATE - HONOAPIILANI HWY, MAALAEA HARBOR TO PUAMANA, PE & CON FOR WIDENING	FHWA	278,559	278,559	various	71,554	kam Kin Sin, Scot Urada	587-2226, 587-2222	kam.kin.sin@hawaii.gov, scot.t.urada@hawaii.gov

Department of Transportation-Highways Division  
Active Federal Awards as of December 1, 2014

Table 11

<u>State Expending Agency</u>	<u>Program ID</u>	<u>Award Number</u>	<u>CFDA Number</u>	<u>Award Description</u>	<u>Awarding Federal Agency</u>	<u>Award Amount</u>	<u>Award Amount Allocated to the Pgm ID in Column B</u>	<u>State Appropriation Symbol</u>	<u>State Fund Match (If Any)</u>	<u>Contact Name</u>	<u>Contact Phone</u>	<u>Contact Email</u>
D(TRN)	531/DF	HY10	20.205	MAUI STATE - KAHULUI AIRPORT ACCESS ROAD, PUUNENE AVENUE TO HANA HIGHWAY	FHWA	136,876	136,876	various	34,219	kam Kin Sin, Scot Urada	587-2226, 587-2222	kam.kin.sin@hawaii.gov, scot.t.urada@hawaii.gov
D(TRN)	531/DF	LY10	20.205	MAUI STATE - KAHULUI AIRPORT ACCESS ROAD, PUUNENE AVENUE TO HANA HIGHWAY	FHWA	583,045	583,045	various	145,761	kam Kin Sin, Scot Urada	587-2226, 587-2222	kam.kin.sin@hawaii.gov, scot.t.urada@hawaii.gov
D(TRN)	531/DF	3150	20.205	MAUI STATE - KAHULUI AIRPORT ACCESS ROAD, PUUNENE AVENUE TO HANA HIGHWAY	FHWA	308,476	308,476	various	167,119	kam Kin Sin, Scot Urada	587-2226, 587-2222	kam.kin.sin@hawaii.gov, scot.t.urada@hawaii.gov
D(TRN)	531/DF	L05E	20.205	MAUI STATE - KAHULUI AIRPORT ACCESS ROAD, PUUNENE AVENUE TO HANA HIGHWAY	FHWA	11,960,524	11,960,524	various	2,990,131	kam Kin Sin, Scot Urada	587-2226, 587-2222	kam.kin.sin@hawaii.gov, scot.t.urada@hawaii.gov
D(TRN)	531/DF	M001	20.205	MAUI STATE - KAHULUI AIRPORT ACCESS ROAD, PUUNENE AVENUE TO HANA HIGHWAY	FHWA	9,524,214	9,524,214	various	2,381,054	kam Kin Sin, Scot Urada	587-2226, 587-2222	kam.kin.sin@hawaii.gov, scot.t.urada@hawaii.gov
D(TRN)	531/DF	F130	20.205	MAUI STATE - KAKAHIA NATIONAL WILDLIFE REFUGE (PE TO DEVELOP A HAWAII METHOD FOR ASSESSING WETLAND FUNCTIONS AND VALUES).	FHWA	3,743	3,743	various	1,479	kam Kin Sin, Scot Urada	587-2226, 587-2222	kam.kin.sin@hawaii.gov, scot.t.urada@hawaii.gov
D(TRN)	531/DF	H240	20.205	MAUI STATE - KEKAULIKE AVENUE RESURFACING, HALEAKALA CRATER ROAD TO KULA HIGHWAY (CON)	FHWA	148,340	148,340	various	37,085	kam Kin Sin, Scot Urada	587-2226, 587-2222	kam.kin.sin@hawaii.gov, scot.t.urada@hawaii.gov
D(TRN)	531/DF	LS30	20.205	MAUI STATE - KEKAULIKE AVENUE RESURFACING, HALEAKALA CRATER ROAD TO KULA HIGHWAY (CON)	FHWA	309,093	309,093	various	34,344	kam Kin Sin, Scot Urada	587-2226, 587-2222	kam.kin.sin@hawaii.gov, scot.t.urada@hawaii.gov
D(TRN)	531/DF	M240	20.205	MAUI STATE - KEKAULIKE AVENUE RESURFACING, HALEAKALA CRATER ROAD TO KULA HIGHWAY (CON)	FHWA	2,515,577	2,515,577	various	628,894	kam Kin Sin, Scot Urada	587-2226, 587-2222	kam.kin.sin@hawaii.gov, scot.t.urada@hawaii.gov
D(TRN)	531/DF	L24E	20.205	MAUI STATE - KULA HIGHWAY PAVEMENT PREVENTIVE MAINTENANCE, KEKAULIKE AVENUE TO LOWER KULA ROAD (C)	FHWA	750,352	750,352	various	213,091	kam Kin Sin, Scot Urada	587-2226, 587-2222	kam.kin.sin@hawaii.gov, scot.t.urada@hawaii.gov
D(TRN)	531/DF	LZ10	20.205	MAUI STATE - KULA HIGHWAY PAVEMENT PREVENTIVE MAINTENANCE, KEKAULIKE AVENUE TO LOWER KULA ROAD (C)	FHWA	1,160,000	1,160,000	various	290,000	kam Kin Sin, Scot Urada	587-2226, 587-2222	kam.kin.sin@hawaii.gov, scot.t.urada@hawaii.gov
D(TRN)	531/DF	L24E	20.205	MAUI STATE - KULA HWY RESURF, HAAKAKAI BR TO OLD LOWER KULA RD & HONOAPIILANI HWY RESURF, KAPOLI ST TO KAHEAWA WIND FARM ACCESS RD	FHWA	2,945,304	2,945,304	various	749,078	kam Kin Sin, Scot Urada	587-2226, 587-2222	kam.kin.sin@hawaii.gov, scot.t.urada@hawaii.gov
D(TRN)	531/DF	100	20.205	MAUI STATE - MAIN STREET RESURFACING, HIGH STREET TO KAAHUMANU AVE. AND KAAHUMANU AVE. RESURFACING, MAIN ST. TO HOBROON AVE. (CON)	FHWA	805,446	805,446	various	225,855	kam Kin Sin, Scot Urada	587-2226, 587-2222	kam.kin.sin@hawaii.gov, scot.t.urada@hawaii.gov

Department of Transportation-Highways Division  
Active Federal Awards as of December 1, 2014

Table 11

<u>State Expending Agency</u>	<u>Program ID</u>	<u>Award Number</u>	<u>CFDA Number</u>	<u>Award Description</u>	<u>Awarding Federal Agency</u>	<u>Award Amount</u>	<u>Award Amount Allocated to the Pgm ID in Column B</u>	<u>State Appropriation Symbol</u>	<u>State Fund Match (If Any)</u>	<u>Contact Name</u>	<u>Contact Phone</u>	<u>Contact Email</u>
D(TRN)	531/DF	M001	20.205	MAUI STATE - MAIN STREET RESURFACING, HIGH STREET TO KAAHUMANU AVE. AND KAAHUMANU AVE. RESURFACING, MAIN ST. TO HOBRON AVE. (CON)	FHWA	3,635,344	3,635,344	various	939,991	kam Kin Sin, Scot Urada	587-2226, 587-2222	kam.kin.sin@hawaii.gov, scot.t.urada@hawaii.gov
D(TRN)	531/DF	L03E	20.205	MAUI STATE - MOKULELE HIGHWAY PAVEMENT PREVENTIVE MAINTENANCE, KUIHELANI HIGHWAY TO MAUI HUMANE SOCIETY (CON)	FHWA	1,000	1,000	various	250	kam Kin Sin, Scot Urada	587-2226, 587-2222	kam.kin.sin@hawaii.gov, scot.t.urada@hawaii.gov
D(TRN)	531/DF	M001	20.205	MAUI STATE - MOKULELE HIGHWAY PAVEMENT PREVENTIVE MAINTENANCE, KUIHELANI HIGHWAY TO MAUI HUMANE SOCIETY (CON)	FHWA	3,255,734	3,255,734	various	845,954	kam Kin Sin, Scot Urada	587-2226, 587-2222	kam.kin.sin@hawaii.gov, scot.t.urada@hawaii.gov
D(TRN)	531/DF	MS31	20.205	MAUI STATE - MOKULELE HIGHWAY PAVEMENT PREVENTIVE MAINTENANCE, KUIHELANI HIGHWAY TO MAUI HUMANE SOCIETY (CON)	FHWA	71,948	71,948	various	0	kam Kin Sin, Scot Urada	587-2226, 587-2222	kam.kin.sin@hawaii.gov, scot.t.urada@hawaii.gov
D(TRN)	531/DF	3150	20.205	MAUI STATE - PIILANI HIGHWAY TRAFFIC OPERATIONAL IMPROVEMENTS AT OHUKAI ROAD (CON)	FHWA	997,233	997,233	various	249,308	kam Kin Sin, Scot Urada	587-2226, 587-2222	kam.kin.sin@hawaii.gov, scot.t.urada@hawaii.gov
D(TRN)	531/DF	L030	20.205	MAUI STATE - PIILANI HIGHWAY TRAFFIC OPERATIONAL IMPROVEMENTS AT OHUKAI ROAD (CON)	FHWA	299,727	299,727	various	74,932	kam Kin Sin, Scot Urada	587-2226, 587-2222	kam.kin.sin@hawaii.gov, scot.t.urada@hawaii.gov
D(TRN)	531/DF	L400	20.205	MAUI STATE - PUUNENE AVENUE WIDENING, KAMEHAMEHA AVENUE TO KUIHELANI HIGHWAY (P, R, C)	FHWA	1,360,800	1,360,800	various	340,200	kam Kin Sin, Scot Urada	587-2226, 587-2222	kam.kin.sin@hawaii.gov, scot.t.urada@hawaii.gov
D(TRN)	531/DF	H240	20.205	MAUI STATE - ROUTE 378: HALEAKALA CRATER ROAD; PE TO INSTALL BICYCLE PULL-OUT AREAS	FHWA	16,800	16,800	various	12,200	kam Kin Sin, Scot Urada	587-2226, 587-2222	kam.kin.sin@hawaii.gov, scot.t.urada@hawaii.gov
D(TRN)	531/DF	L220	20.205	MAUI STATE - ROUTE 378: HALEAKALA CRATER ROAD; PE TO INSTALL BICYCLE PULL-OUT AREAS	FHWA	163,559	163,559	various	40,890	kam Kin Sin, Scot Urada	587-2226, 587-2222	kam.kin.sin@hawaii.gov, scot.t.urada@hawaii.gov
D(TRN)	531/DF	1180	20.205	MAUI STATE - RTE 36:HANA HWY,KAUPAKALUA,UAOA & HOOLAWA BRS, PE/ROW/CON FOR BR REPLACEMENT	FHWA	2,066,348	2,066,348	various	629,308	kam Kin Sin, Scot Urada	587-2226, 587-2222	kam.kin.sin@hawaii.gov, scot.t.urada@hawaii.gov
D(TRN)	531/DF	33B0	20.205	MAUI STATE - SEGMENTS OF HANA HWY & KAAHUMANU HWY, PE & CON FOR LANDSCAPING	FHWA	240,309	240,309	various	60,077	kam Kin Sin, Scot Urada	587-2226, 587-2222	kam.kin.sin@hawaii.gov, scot.t.urada@hawaii.gov
D(TRN)	531/DF	H220	20.205	MAUI STATE - SEGMENTS OF HANA HWY & KAAHUMANU HWY, PE & CON FOR LANDSCAPING	FHWA	225,143	225,143	various	56,286	kam Kin Sin, Scot Urada	587-2226, 587-2222	kam.kin.sin@hawaii.gov, scot.t.urada@hawaii.gov
D(TRN)	531/DF	L1CE	20.205	MAUI STATE - WAIHEHU BEACH ROAD AT IAO STREAM BRIDGE; PE, ROW & CON FOR BRIDGE REHABILITATION	FHWA	3,032,983	3,032,983	various	758,246	kam Kin Sin, Scot Urada	587-2226, 587-2222	kam.kin.sin@hawaii.gov, scot.t.urada@hawaii.gov

Department of Transportation-Highways Division  
Active Federal Awards as of December 1, 2014

Table 11

<u>State Expending Agency</u>	<u>Program ID</u>	<u>Award Number</u>	<u>CFDA Number</u>	<u>Award Description</u>	<u>Awarding Federal Agency</u>	<u>Award Amount</u>	<u>Award Amount Allocated to the Pgm ID in Column B</u>	<u>State Appropriation Symbol</u>	<u>State Fund Match (If Any)</u>	<u>Contact Name</u>	<u>Contact Phone</u>	<u>Contact Email</u>
D(TRN)	531/DF	L24E	20.205	MAUI STATE - WAIEHU BEACH ROAD AT IAO STREAM BRIDGE; PE, ROW & CON FOR BRIDGE REHABILITATION	FHWA	1,902,065	1,902,065	various	475,516	kam Kin Sin, Scot Urada	587-2226, 587-2222	kam.kin.sin@hawaii.gov, scot.t.urada@hawaii.gov
D(TRN)	531/DF	Q120	20.205	MAUI STATE - WAIEHU BEACH ROAD AT IAO STREAM BRIDGE; PE, ROW & CON FOR BRIDGE REHABILITATION	FHWA	559,092	559,092	various	176,908	kam Kin Sin, Scot Urada	587-2226, 587-2222	kam.kin.sin@hawaii.gov, scot.t.urada@hawaii.gov
D(TRN)	531/DF	33D0	20.205	MAUI, RTE 36-PE FOR PAIA BYPASS RD	FHWA	2,372,000	2,372,000	various	653,000	kam Kin Sin, Scot Urada	587-2226, 587-2222	kam.kin.sin@hawaii.gov, scot.t.urada@hawaii.gov
D(TRN)	531/DF	H050	20.205	Mokulele Highway Widening, Vicinity of Kealia Pond Driveway to Piilani Highway	FHWA	22,953,171	22,953,171	various	5,818,297	kam Kin Sin, Scot Urada	587-2226, 587-2222	kam.kin.sin@hawaii.gov, scot.t.urada@hawaii.gov
D(TRN)	531/DF	L050	20.205	MOKULELE HWY FRM MAUI HUMANE SOCIETY TO VIC OF KOLALOA BR; CON OF NEW DIVIDED HWY UTILITY RELOC, DRAIN, TRAFFIC SIGNAL, LANDSCAPE	FHWA	5,737,520	5,737,520	various	1,434,380	kam Kin Sin, Scot Urada	587-2226, 587-2222	kam.kin.sin@hawaii.gov, scot.t.urada@hawaii.gov
D(TRN)	531/DF	Q050	20.205	MOKULELE HWY FRM MAUI HUMANE SOCIETY TO VIC OF KOLALOA BR; CON OF NEW DIVIDED HWY UTILITY RELOC, DRAIN, TRAFFIC SIGNAL, LANDSCAPE	FHWA	13,651,360	13,651,360	various	3,492,840	kam Kin Sin, Scot Urada	587-2226, 587-2222	kam.kin.sin@hawaii.gov, scot.t.urada@hawaii.gov
D(TRN)	531/DF	Q050	20.205	MOKULELE HWY, VICINITY OF KOLALOA BRIDGE TO VICINITY OF KEALIA POND DRIVEWAY; CON TO WIDEN EXIST 2-LN HWY TO 4-LN HWY & IMPRVMTS	FHWA	12,891,338	12,891,338	various	3,222,834	kam Kin Sin, Scot Urada	587-2226, 587-2222	kam.kin.sin@hawaii.gov, scot.t.urada@hawaii.gov
D(TRN)	531/DF	Q050	20.205	Mokulele Hwy, Vic of Cane Haul Rd to Maui Humane Society; Con of new divided hwy, utility reloc, drain, traffic sig & landscape	FHWA	14,263,279	14,263,279	various	3,565,820	kam Kin Sin, Scot Urada	587-2226, 587-2222	kam.kin.sin@hawaii.gov, scot.t.urada@hawaii.gov
D(TRN)	531/DF	Q050	20.205	PUUNENE AVE & MOKULELE HWY, KUIHELANI HWY TO , CON FOR WIDENING	FHWA	10,200,175	10,200,175	various	2,550,045	kam Kin Sin, Scot Urada	587-2226, 587-2222	kam.kin.sin@hawaii.gov, scot.t.urada@hawaii.gov
D(TRN)	531/DF	Q050	20.205	PUUNENE AVE, MOKULELE & PIILANI HWYS, KUIHELA, ROW FOR ROADWAY WIDENING	FHWA	5,980,000	5,980,000	various	1,630,000	kam Kin Sin, Scot Urada	587-2226, 587-2222	kam.kin.sin@hawaii.gov, scot.t.urada@hawaii.gov
D(TRN)	531/DF	33D0	20.205	RT 30 HONOAPIILANI HWY, PUAMANA TO HONOKOWAI , PE & ROW FOR 2-LANE HWY & WIDENING	FHWA	6,748,093	6,748,093	various	2,002,307	kam Kin Sin, Scot Urada	587-2226, 587-2222	kam.kin.sin@hawaii.gov, scot.t.urada@hawaii.gov
D(TRN)	531/DF	Q240	20.205	RT 30 HONOAPIILANI HWY, PUAMANA TO HONOKOWAI , PE & ROW FOR 2-LANE HWY & WIDENING	FHWA	462,864	462,864	various	165,236	kam Kin Sin, Scot Urada	587-2226, 587-2222	kam.kin.sin@hawaii.gov, scot.t.urada@hawaii.gov
D(TRN)	531/DF	33D0	20.205	RT 37 KULA HWY, KAKAULIKE AVE - LOWER KULA RD, CON FOR RESURFACING	FHWA	1,146,781	1,146,781	various	306,185	kam Kin Sin, Scot Urada	587-2226, 587-2222	kam.kin.sin@hawaii.gov, scot.t.urada@hawaii.gov



Department of Transportation-Highways Division  
Active Federal Awards as of December 1, 2014

Table 11

<u>State Expending Agency</u>	<u>Program ID</u>	<u>Award Number</u>	<u>CFDA Number</u>	<u>Award Description</u>	<u>Awarding Federal Agency</u>	<u>Award Amount</u>	<u>Award Amount Allocated to the Pgm ID in Column B</u>	<u>State Appropriation Symbol</u>	<u>State Fund Match (If Any)</u>	<u>Contact Name</u>	<u>Contact Phone</u>	<u>Contact Email</u>
D(TRN)	531/DF	33A0	20.205	VARIOUS STATE HIGHWAYS, MAUI, CON FOR GRDRL & SHLDR IMPRVMTS	FHWA	1,917,196	1,917,196	various	564,298	kam Kin Sin, Scot Urada	587-2226, 587-2222	kam.kin.sin@hawaii.gov, scot.t.urada@hawaii.gov
D(TRN)	531/DF	Q210	20.205	VARIOUS STATE HIGHWAYS, MAUI, CON FOR GRDRL & SHLDR IMPRVMTS	FHWA	900,768	900,768	various	225,192	kam Kin Sin, Scot Urada	587-2226, 587-2222	kam.kin.sin@hawaii.gov, scot.t.urada@hawaii.gov
D(TRN)	531/DM	H120	20.205	KAMEHAMEHA V HIGHWAY @ KAWELA BRIDGE, ISLAND OF MOLOKAI; PE - ROW & CON FOR BRIDGE REPLACEMENT	FHWA	281,442	281,442	various	83,660	kam Kin Sin, Scot Urada	587-2226, 587-2222	kam.kin.sin@hawaii.gov, scot.t.urada@hawaii.gov
D(TRN)	531/DM	H220	20.205	KAMEHAMEHA V HIGHWAY @ KAWELA BRIDGE, ISLAND OF MOLOKAI; PE - ROW & CON FOR BRIDGE REPLACEMENT	FHWA	762,000	762,000	various	190,500	kam Kin Sin, Scot Urada	587-2226, 587-2222	kam.kin.sin@hawaii.gov, scot.t.urada@hawaii.gov
D(TRN)	531/DM	L1C0	20.205	KAMEHAMEHA V HIGHWAY @ KAWELA BRIDGE, ISLAND OF MOLOKAI; PE - ROW & CON FOR BRIDGE REPLACEMENT	FHWA	3,285,859	3,285,859	various	821,465	kam Kin Sin, Scot Urada	587-2226, 587-2222	kam.kin.sin@hawaii.gov, scot.t.urada@hawaii.gov
D(TRN)	531/DM	L40E	20.205	KAMEHAMEHA V HIGHWAY @ KAWELA BRIDGE, ISLAND OF MOLOKAI; PE - ROW & CON FOR BRIDGE REPLACEMENT	FHWA	2,410,548	2,410,548	various	602,637	kam Kin Sin, Scot Urada	587-2226, 587-2222	kam.kin.sin@hawaii.gov, scot.t.urada@hawaii.gov
D(TRN)	531/DM	Q120	20.205	KAMEHAMEHA V HIGHWAY @ KAWELA BRIDGE, ISLAND OF MOLOKAI; PE - ROW & CON FOR BRIDGE REPLACEMENT	FHWA	572,721	572,721	various	147,980	kam Kin Sin, Scot Urada	587-2226, 587-2222	kam.kin.sin@hawaii.gov, scot.t.urada@hawaii.gov
D(TRN)	531/DM	L24E	20.205	MAUI STATE - GUARDRAIL AND SHOULDER IMPROVEMENT AT VARIOUS LOCATIONS, MOLOKAI (C)	FHWA	414,266	414,266	various	103,566	kam Kin Sin, Scot Urada	587-2226, 587-2222	kam.kin.sin@hawaii.gov, scot.t.urada@hawaii.gov
D(TRN)	531/DM	1410	20.205	MAUI STATE - KAMEHAMEHA V HIGHWAY - KAPUOKOOLAU TO KAMALO, PE & CON FOR GUARDRAIL AND SHOULDER IMPROVEMENTS	FHWA	384	384	various	96	kam Kin Sin, Scot Urada	587-2226, 587-2222	kam.kin.sin@hawaii.gov, scot.t.urada@hawaii.gov
D(TRN)	531/DM	33D0	20.205	MAUI STATE - KAMEHAMEHA V HIGHWAY - KAPUOKOOLAU TO KAMALO, PE & CON FOR GUARDRAIL AND SHOULDER IMPROVEMENTS	FHWA	1,688,796	1,688,796	various	422,199	kam Kin Sin, Scot Urada	587-2226, 587-2222	kam.kin.sin@hawaii.gov, scot.t.urada@hawaii.gov
D(TRN)	531/DM	H280	20.205	MAUI STATE - KAMEHAMEHA V HIGHWAY - KAPUOKOOLAU TO KAMALO, PE & CON FOR GUARDRAIL AND SHOULDER IMPROVEMENTS	FHWA	1,342,656	1,342,656	various	335,664	kam Kin Sin, Scot Urada	587-2226, 587-2222	kam.kin.sin@hawaii.gov, scot.t.urada@hawaii.gov
D(TRN)	531/DM	Q280	20.205	MAUI STATE - KAMEHAMEHA V HIGHWAY - KAPUOKOOLAU TO KAMALO, PE & CON FOR GUARDRAIL AND SHOULDER IMPROVEMENTS	FHWA	147,022	147,022	various	48,597	kam Kin Sin, Scot Urada	587-2226, 587-2222	kam.kin.sin@hawaii.gov, scot.t.urada@hawaii.gov
D(TRN)	531/DM	LY60	20.205	MAUI STATE - KAMEHAMEHA V HIGHWAY, MAKAKUPAIA STREAM BRIDGE REPLACEMENT (P, R)	FHWA	742,500	742,500	various	0	kam Kin Sin, Scot Urada	587-2226, 587-2222	kam.kin.sin@hawaii.gov, scot.t.urada@hawaii.gov

Department of Transportation-Highways Division  
Active Federal Awards as of December 1, 2014

Table 11

<u>State Expending Agency</u>	<u>Program ID</u>	<u>Award Number</u>	<u>CFDA Number</u>	<u>Award Description</u>	<u>Awarding Federal Agency</u>	<u>Award Amount</u>	<u>Award Amount Allocated to the Pgm ID in Column B</u>	<u>State Appropriation Symbol</u>	<u>State Fund Match (If Any)</u>	<u>Contact Name</u>	<u>Contact Phone</u>	<u>Contact Email</u>
D(TRN)	531/DM	1180	20.205	MAUI STATE - KAMEHAMEHA V HIGHWAY, MAKAKUPAIA STREAM BRIDGE REPLACEMENT (P, R)	FHWA	279,748	279,748	various	69,937	kam Kin Sin, Scot Urada	587-2226, 587-2222	kam.kin.sin@hawaii.gov, scot.t.urada@hawaii.gov
D(TRN)	531/DM	L1C0	20.205	MAUI STATE - KAMEHAMEHA V HIGHWAY, MAKAKUPAIA STREAM BRIDGE REPLACEMENT (P, R)	FHWA	38,770	38,770	various	9,693	kam Kin Sin, Scot Urada	587-2226, 587-2222	kam.kin.sin@hawaii.gov, scot.t.urada@hawaii.gov
D(TRN)	531/DM	L24E	20.205	MAUI STATE - MAUNALOA HIGHWAY RESURFACING, MAUNALOA VILLAGE TO MAHANA (CON)	FHWA	3,797,971	3,797,971	various	955,707	kam Kin Sin, Scot Urada	587-2226, 587-2222	kam.kin.sin@hawaii.gov, scot.t.urada@hawaii.gov
D(TRN)	531/DM	LS30	20.205	MAUI STATE - MAUNALOA HIGHWAY RESURFACING, MAUNALOA VILLAGE TO MAHANA (CON)	FHWA	220,705	220,705	various	24,523	kam Kin Sin, Scot Urada	587-2226, 587-2222	kam.kin.sin@hawaii.gov, scot.t.urada@hawaii.gov
D(TRN)	531/DM	M232	20.205	MAUI STATE - MAUNALOA HIGHWAY RESURFACING, MAUNALOA VILLAGE TO MAHANA (CON)	FHWA	2,067,579	2,067,579	various	516,895	kam Kin Sin, Scot Urada	587-2226, 587-2222	kam.kin.sin@hawaii.gov, scot.t.urada@hawaii.gov
D(TRN)	531/DM	09V0	20.205	MAUI STATE - RT 450 KAMEHAMEHA V HWY AT KAWAIKAPU BRIDGE, PE/ROW/CON FOR BRIDGE REPLACEMENT	FHWA	1,754,447	1,754,447	various	440,914	kam Kin Sin, Scot Urada	587-2226, 587-2222	kam.kin.sin@hawaii.gov, scot.t.urada@hawaii.gov
D(TRN)	531/DM	09X0	20.205	MAUI STATE - RT 450 KAMEHAMEHA V HWY AT KAWAIKAPU BRIDGE, PE/ROW/CON FOR BRIDGE REPLACEMENT	FHWA	738,300	738,300	various	156,826	kam Kin Sin, Scot Urada	587-2226, 587-2222	kam.kin.sin@hawaii.gov, scot.t.urada@hawaii.gov
D(TRN)	531/DM	Q760	20.205	MAUI STATE - RT 450 KAMEHAMEHA V HWY AT KAWAIKAPU BRIDGE, PE/ROW/CON FOR BRIDGE REPLACEMENT	FHWA	2,896,622	2,896,622	various	615,293	kam Kin Sin, Scot Urada	587-2226, 587-2222	kam.kin.sin@hawaii.gov, scot.t.urada@hawaii.gov
D(TRN)	561/DG	L05E	20.205	KAPULE HIGHWAY RESURFACING, AHUKINI ROAD TO KUHIO HIGHWAY (C)	FHWA	6,167,595	6,167,595	various	1,573,935	kam Kin Sin, Scot Urada	587-2226, 587-2222	kam.kin.sin@hawaii.gov, scot.t.urada@hawaii.gov
D(TRN)	561/DG	33D0	20.205	KAUAI STATE - GUARDRAIL AND SHOULDER IMPROVEMENTS AT VARIOUS LOCATIONS ON KAUAI, PART I (PE, CON)	FHWA	541,573	541,573	various	160,250	kam Kin Sin, Scot Urada	587-2226, 587-2222	kam.kin.sin@hawaii.gov, scot.t.urada@hawaii.gov
D(TRN)	561/DG	L220	20.205	KAUAI STATE - KAPAA ROUNDABOUT BEAUTIFICATION (CON)	FHWA	22,400	22,400	various	600	kam Kin Sin, Scot Urada	587-2226, 587-2222	kam.kin.sin@hawaii.gov, scot.t.urada@hawaii.gov
D(TRN)	561/DG	33D0	20.205	KAUAI STATE - KAUMUALII HIGHWAY AT KOLOA ROAD, CON FOR INTERSECTION IMPROVEMENTS	FHWA	4,688,786	4,688,786	various	1,367,197	kam Kin Sin, Scot Urada	587-2226, 587-2222	kam.kin.sin@hawaii.gov, scot.t.urada@hawaii.gov
D(TRN)	561/DG	Q240	20.205	KAUAI STATE - KAUMUALII HIGHWAY AT KOLOA ROAD, CON FOR INTERSECTION IMPROVEMENTS	FHWA	712,597	712,597	various	178,149	kam Kin Sin, Scot Urada	587-2226, 587-2222	kam.kin.sin@hawaii.gov, scot.t.urada@hawaii.gov

Department of Transportation-Highways Division  
Active Federal Awards as of December 1, 2014

Table 11

<u>State Expending Agency</u>	<u>Program ID</u>	<u>Award Number</u>	<u>CFDA Number</u>	<u>Award Description</u>	<u>Awarding Federal Agency</u>	<u>Award Amount</u>	<u>Award Amount Allocated to the Pgm ID in Column B</u>	<u>State Appropriation Symbol</u>	<u>State Fund Match (If Any)</u>	<u>Contact Name</u>	<u>Contact Phone</u>	<u>Contact Email</u>
D(TRN)	561/DG	H210	20.205	KAUAI STATE - KAUMUALII HIGHWAY AT VARIOUS LOCATIONS; PE & CON FOR GUARDRAIL & SHOULDER IMPROVEMENTS	FHWA	284,700	284,700	various	71,175	kam Kin Sin, Scot Urada	587-2226, 587-2222	kam.kin.sin@hawaii.gov, scot.t.urada@hawaii.gov
D(TRN)	561/DG	Q210	20.205	KAUAI STATE - KAUMUALII HIGHWAY AT VARIOUS LOCATIONS; PE & CON FOR GUARDRAIL & SHOULDER IMPROVEMENTS	FHWA	55,692	55,692	various	26,955	kam Kin Sin, Scot Urada	587-2226, 587-2222	kam.kin.sin@hawaii.gov, scot.t.urada@hawaii.gov
D(TRN)	561/DG	C240	20.205	KAUAI STATE - KAUMUALII HIGHWAY IMPROVEMENTS, LIHUE MILL BRIDGE TO RICE STREET (DESIGN-BUILD)	FHWA	22,724,979	22,724,979	various	0	kam Kin Sin, Scot Urada	587-2226, 587-2222	kam.kin.sin@hawaii.gov, scot.t.urada@hawaii.gov
D(TRN)	561/DG	L05E	20.205	KAUAI STATE - KAUMUALII HIGHWAY IMPROVEMENTS, LIHUE MILL BRIDGE TO RICE STREET (DESIGN-BUILD)	FHWA	5,852,585	5,852,585	various	1,463,146	kam Kin Sin, Scot Urada	587-2226, 587-2222	kam.kin.sin@hawaii.gov, scot.t.urada@hawaii.gov
D(TRN)	561/DG	L05R	20.205	KAUAI STATE - KAUMUALII HIGHWAY IMPROVEMENTS, LIHUE MILL BRIDGE TO RICE STREET (DESIGN-BUILD)	FHWA	2,694,228	2,694,228	various	673,557	kam Kin Sin, Scot Urada	587-2226, 587-2222	kam.kin.sin@hawaii.gov, scot.t.urada@hawaii.gov
D(TRN)	561/DG	L1CE	20.205	KAUAI STATE - KAUMUALII HIGHWAY IMPROVEMENTS, LIHUE MILL BRIDGE TO RICE STREET (DESIGN-BUILD)	FHWA	11,943,011	11,943,011	various	2,985,753	kam Kin Sin, Scot Urada	587-2226, 587-2222	kam.kin.sin@hawaii.gov, scot.t.urada@hawaii.gov
D(TRN)	561/DG	LQCO	20.205	KAUAI STATE - KAUMUALII HIGHWAY IMPROVEMENTS, LIHUE MILL BRIDGE TO RICE STREET (DESIGN-BUILD)	FHWA	5,398,718	5,398,718	various	1,349,680	kam Kin Sin, Scot Urada	587-2226, 587-2222	kam.kin.sin@hawaii.gov, scot.t.urada@hawaii.gov
D(TRN)	561/DG	L24E	20.205	KAUAI STATE - KAUMUALII HIGHWAY PAVEMENT MARKINGS AND SIGNAGE, MANA TO THE VICINITY OF MALUHIA ROAD (CON)	FHWA	1,751,635	1,751,635	various	450,723	kam Kin Sin, Scot Urada	587-2226, 587-2222	kam.kin.sin@hawaii.gov, scot.t.urada@hawaii.gov
D(TRN)	561/DG	Q240	20.205	KAUAI STATE - KAUMUALII HIGHWAY PAVEMENT MARKINGS AND SIGNAGE, MANA TO THE VICINITY OF MALUHIA ROAD (CON)	FHWA	320,000	320,000	various	80,000	kam Kin Sin, Scot Urada	587-2226, 587-2222	kam.kin.sin@hawaii.gov, scot.t.urada@hawaii.gov
D(TRN)	561/DG	L030	20.205	KAUAI STATE - KAUMUALII HIGHWAY PAVEMENT PREVENTIVE MAINTENANCE, PHASE 1, KOLOA ROAD TO VICINITY OF HULEIA BRIDGE (C)	FHWA	194,704	194,704	various	48,676	kam Kin Sin, Scot Urada	587-2226, 587-2222	kam.kin.sin@hawaii.gov, scot.t.urada@hawaii.gov
D(TRN)	561/DG	L03E	20.205	KAUAI STATE - KAUMUALII HIGHWAY PAVEMENT PREVENTIVE MAINTENANCE, PHASE 1, KOLOA ROAD TO VICINITY OF HULEIA BRIDGE (C)	FHWA	618,382	618,382	various	154,596	kam Kin Sin, Scot Urada	587-2226, 587-2222	kam.kin.sin@hawaii.gov, scot.t.urada@hawaii.gov
D(TRN)	561/DG	M240	20.205	KAUAI STATE - KAUMUALII HIGHWAY PAVEMENT PREVENTIVE MAINTENANCE, PHASE 1, KOLOA ROAD TO VICINITY OF HULEIA BRIDGE (C)	FHWA	3,168,746	3,168,746	various	803,832	kam Kin Sin, Scot Urada	587-2226, 587-2222	kam.kin.sin@hawaii.gov, scot.t.urada@hawaii.gov
D(TRN)	561/DG	M240	20.205	KAUAI STATE - KAUMUALII HIGHWAY PAVEMENT PREVENTIVE MAINTENANCE, PHASE II, WAIMEA RIVER BRIDGE TO LELE ROAD (C)	FHWA	3,938,211	3,938,211	various	997,008	kam Kin Sin, Scot Urada	587-2226, 587-2222	kam.kin.sin@hawaii.gov, scot.t.urada@hawaii.gov

Department of Transportation-Highways Division  
Active Federal Awards as of December 1, 2014

Table 11

<u>State Expending Agency</u>	<u>Program ID</u>	<u>Award Number</u>	<u>CFDA Number</u>	<u>Award Description</u>	<u>Awarding Federal Agency</u>	<u>Award Amount</u>	<u>Award Amount Allocated to the Pgm ID in Column B</u>	<u>State Appropriation Symbol</u>	<u>State Fund Match (If Any)</u>	<u>Contact Name</u>	<u>Contact Phone</u>	<u>Contact Email</u>
D(TRN)	561/DG	Q240	20.205	KAUAI STATE - KAUMUALII HIGHWAY PAVEMENT PREVENTIVE MAINTENANCE, PHASE II, WAIMEA RIVER BRIDGE TO LELE ROAD (C)	FHWA	70,348	70,348	various	17,587	kam Kin Sin, Scot Urada	587-2226, 587-2222	kam.kin.sin@hawaii.gov, scot.t.urada@hawaii.gov
D(TRN)	561/DG	LS30	20.205	KAUAI STATE - KAUMUALII HIGHWAY PAVEMENT PREVENTIVE MAINTENANCE, PHASE III, VICINITY OF MANA TO WAIMEA CANYON DRIVE (C)	FHWA	21,234	21,234	various	2,359	kam Kin Sin, Scot Urada	587-2226, 587-2222	kam.kin.sin@hawaii.gov, scot.t.urada@hawaii.gov
D(TRN)	561/DG	M240	20.205	KAUAI STATE - KAUMUALII HIGHWAY PAVEMENT PREVENTIVE MAINTENANCE, PHASE III, VICINITY OF MANA TO WAIMEA CANYON DRIVE (C)	FHWA	4,786,279	4,786,279	various	1,208,848	kam Kin Sin, Scot Urada	587-2226, 587-2222	kam.kin.sin@hawaii.gov, scot.t.urada@hawaii.gov
D(TRN)	561/DG	Q030	20.205	KAUAI STATE - KAUMUALII HWY, OMAO TO HANAPEPE, PE & CON FOR GRDRAIL/SHLDR IMPRVMTS	FHWA	531,757	531,757	various	146,160	kam Kin Sin, Scot Urada	587-2226, 587-2222	kam.kin.sin@hawaii.gov, scot.t.urada@hawaii.gov
D(TRN)	561/DG	Q210	20.205	KAUAI STATE - KAUMUALII HWY, OMAO TO HANAPEPE, PE & CON FOR GRDRAIL/SHLDR IMPRVMTS	FHWA	1,084,039	1,084,039	various	311,481	kam Kin Sin, Scot Urada	587-2226, 587-2222	kam.kin.sin@hawaii.gov, scot.t.urada@hawaii.gov
D(TRN)	561/DG	L030	20.205	KAUAI STATE - KUHIO HIGHWAY CULVERT REPLACEMENT IN THE VICINITY OF MILE POST 11.8 TO 12.0 (P, C)	FHWA	670,585	670,585	various	167,646	kam Kin Sin, Scot Urada	587-2226, 587-2222	kam.kin.sin@hawaii.gov, scot.t.urada@hawaii.gov
D(TRN)	561/DG	L24E	20.205	KAUAI STATE - KUHIO HIGHWAY CULVERT REPLACEMENT IN THE VICINITY OF MILE POST 11.8 TO 12.0 (P, C)	FHWA	2,630,901	2,630,901	various	640,946	kam Kin Sin, Scot Urada	587-2226, 587-2222	kam.kin.sin@hawaii.gov, scot.t.urada@hawaii.gov
D(TRN)	561/DG	ER90	20.205	KAUAI STATE - KUHIO HIGHWAY EMERGENCY CULVERT REPLACEMENT IN KILAUEA AT MILE POST 22.5 (P, C)	FHWA	6,373,792	6,373,792	various	1,593,448	kam Kin Sin, Scot Urada	587-2226, 587-2222	kam.kin.sin@hawaii.gov, scot.t.urada@hawaii.gov
D(TRN)	561/DG	L240	20.205	KAUAI STATE - KUHIO HIGHWAY EMERGENCY CULVERT REPLACEMENT IN KILAUEA AT MILE POST 22.5 (P, C)	FHWA	536,000	536,000	various	134,000	kam Kin Sin, Scot Urada	587-2226, 587-2222	kam.kin.sin@hawaii.gov, scot.t.urada@hawaii.gov
D(TRN)	561/DG	L24E	20.205	KAUAI STATE - KUHIO HIGHWAY EMERGENCY CULVERT REPLACEMENT IN KILAUEA AT MILE POST 22.5 (P, C)	FHWA	1,287,142	1,287,142	various	207,256	kam Kin Sin, Scot Urada	587-2226, 587-2222	kam.kin.sin@hawaii.gov, scot.t.urada@hawaii.gov
D(TRN)	561/DG	ER60	20.205	KAUAI STATE - KUHIO HIGHWAY EMERGENCY REPAIRS, VICINITY OF MP 21.7 (WAILAPA STREAM)	FHWA	5,024,125	5,024,125	various	1,322,737	kam Kin Sin, Scot Urada	587-2226, 587-2222	kam.kin.sin@hawaii.gov, scot.t.urada@hawaii.gov
D(TRN)	561/DG	L240	20.205	KAUAI STATE - KUHIO HIGHWAY EMERGENCY REPAIRS, VICINITY OF MP 21.7 (WAILAPA STREAM)	FHWA	0	0	various	0	kam Kin Sin, Scot Urada	587-2226, 587-2222	kam.kin.sin@hawaii.gov, scot.t.urada@hawaii.gov
D(TRN)	561/DG	ER90	20.205	KAUAI STATE - KUHIO HIGHWAY EMERGENCY SLOPE STABILIZATION IN HANAIEI IN THE VICINITY OF MILE POST 1.0 (P, C)	FHWA	837,670	837,670	various	209,418	kam Kin Sin, Scot Urada	587-2226, 587-2222	kam.kin.sin@hawaii.gov, scot.t.urada@hawaii.gov

Department of Transportation-Highways Division  
Active Federal Awards as of December 1, 2014

Table 11

<u>State Expending Agency</u>	<u>Program ID</u>	<u>Award Number</u>	<u>CFDA Number</u>	<u>Award Description</u>	<u>Awarding Federal Agency</u>	<u>Award Amount</u>	<u>Award Amount Allocated to the Pgm ID in Column B</u>	<u>State Appropriation Symbol</u>	<u>State Fund Match (If Any)</u>	<u>Contact Name</u>	<u>Contact Phone</u>	<u>Contact Email</u>
D(TRN)	561/DG	L24E	20.205	KAUAI STATE - KUHIO HIGHWAY EMERGENCY SLOPE STABILIZATION IN HANAIEI IN THE VICINITY OF MILE POST 1.0 (P, C)	FHWA	968,357	968,357	various	234,660	kam Kin Sin, Scot Urada	587-2226, 587-2222	kam.kin.sin@hawaii.gov, scot.t.urada@hawaii.gov
D(TRN)	561/DG	ER90	20.205	KAUAI STATE - KUHIO HIGHWAY EMERGENCY SLOPE STABILIZATION IN LUMAHAI IN THE VICINITY OF MILE POST 5.1 TO 5.3 (P, C)	FHWA	1,275,110	1,275,110	various	318,777	kam Kin Sin, Scot Urada	587-2226, 587-2222	kam.kin.sin@hawaii.gov, scot.t.urada@hawaii.gov
D(TRN)	561/DG	L24E	20.205	KAUAI STATE - KUHIO HIGHWAY EMERGENCY SLOPE STABILIZATION IN LUMAHAI IN THE VICINITY OF MILE POST 5.1 TO 5.3 (P, C)	FHWA	792,099	792,099	various	130,449	kam Kin Sin, Scot Urada	587-2226, 587-2222	kam.kin.sin@hawaii.gov, scot.t.urada@hawaii.gov
D(TRN)	561/DG	M232	20.205	KAUAI STATE - KUHIO HIGHWAY EMERGENCY SLOPE STABILIZATION IN LUMAHAI IN THE VICINITY OF MILE POST 5.1 TO 5.3 (P, C)	FHWA	387,896	387,896	various	102,224	kam Kin Sin, Scot Urada	587-2226, 587-2222	kam.kin.sin@hawaii.gov, scot.t.urada@hawaii.gov
D(TRN)	561/DG	Q030	20.205	KAUAI STATE - KUHIO HIGHWAY EMERGENCY SLOPE STABILIZATION IN LUMAHAI IN THE VICINITY OF MILE POST 5.1 TO 5.3 (P, C)	FHWA	199,374	199,374	various	49,844	kam Kin Sin, Scot Urada	587-2226, 587-2222	kam.kin.sin@hawaii.gov, scot.t.urada@hawaii.gov
D(TRN)	561/DG	ER90	20.205	KAUAI STATE - KUHIO HIGHWAY EMERGENCY SLOPE STABILIZATION IN THE VICINITY OF KALIHIWAI BRIDGE (P, C)	FHWA	48,842	48,842	various	0	kam Kin Sin, Scot Urada	587-2226, 587-2222	kam.kin.sin@hawaii.gov, scot.t.urada@hawaii.gov
D(TRN)	561/DG	L24E	20.205	KAUAI STATE - KUHIO HIGHWAY EMERGENCY SLOPE STABILIZATION IN THE VICINITY OF KALIHIWAI BRIDGE (P, C)	FHWA	399,510	399,510	various	69,718	kam Kin Sin, Scot Urada	587-2226, 587-2222	kam.kin.sin@hawaii.gov, scot.t.urada@hawaii.gov
D(TRN)	561/DG	LS20	20.205	KAUAI STATE - KUHIO HIGHWAY SAFETY IMPROVEMENTS, HANAIEI BRIDGE TO WAIKOKO BRIDGE (P, C)	FHWA	268,719	268,719	various	31,786	kam Kin Sin, Scot Urada	587-2226, 587-2222	kam.kin.sin@hawaii.gov, scot.t.urada@hawaii.gov
D(TRN)	561/DG	LS2E	20.205	KAUAI STATE - KUHIO HIGHWAY SAFETY IMPROVEMENTS, HANAIEI BRIDGE TO WAIKOKO BRIDGE (P, C)	FHWA	373,266	373,266	various	51,974	kam Kin Sin, Scot Urada	587-2226, 587-2222	kam.kin.sin@hawaii.gov, scot.t.urada@hawaii.gov
D(TRN)	561/DG	H100	20.205	KAUAI STATE - KUHIO HIGHWAY SHORT TERM IMPROVEMENTS, WAILUA CANE HAUL BRIDGE WIDENING (CON)	FHWA	18,557,253	18,557,253	various	5,889,313	kam Kin Sin, Scot Urada	587-2226, 587-2222	kam.kin.sin@hawaii.gov, scot.t.urada@hawaii.gov
D(TRN)	561/DG	L1C0	20.205	KAUAI STATE - KUHIO HIGHWAY SHORT TERM IMPROVEMENTS, WAILUA CANE HAUL BRIDGE WIDENING (CON)	FHWA	7,127,052	7,127,052	various	2,175,263	kam Kin Sin, Scot Urada	587-2226, 587-2222	kam.kin.sin@hawaii.gov, scot.t.urada@hawaii.gov
D(TRN)	561/DG	L1CE	20.205	KAUAI STATE - KUHIO HIGHWAY SHORT TERM IMPROVEMENTS, WAILUA CANE HAUL BRIDGE WIDENING (CON)	FHWA	400,000	400,000	various	100,000	kam Kin Sin, Scot Urada	587-2226, 587-2222	kam.kin.sin@hawaii.gov, scot.t.urada@hawaii.gov
D(TRN)	561/DG	C240	20.205	KAUAI STATE - KUHIO HIGHWAY SHORT-TERM IMPROVEMENTS, SOUTH LEHO DRIVE TO ALEKA LOOP (CON)	FHWA	0	0	various	0	kam Kin Sin, Scot Urada	587-2226, 587-2222	kam.kin.sin@hawaii.gov, scot.t.urada@hawaii.gov

Department of Transportation-Highways Division  
Active Federal Awards as of December 1, 2014

Table 11

<u>State Expending Agency</u>	<u>Program ID</u>	<u>Award Number</u>	<u>CFDA Number</u>	<u>Award Description</u>	<u>Awarding Federal Agency</u>	<u>Award Amount</u>	<u>Award Amount Allocated to the Pgm ID in Column B</u>	<u>State Appropriation Symbol</u>	<u>State Fund Match (If Any)</u>	<u>Contact Name</u>	<u>Contact Phone</u>	<u>Contact Email</u>
D(TRN)	561/DG	L050	20.205	KAUAI STATE - KUHIO HIGHWAY SHORT-TERM IMPROVEMENTS, SOUTH LEHO DRIVE TO ALEKA LOOP (CON)	FHWA	540,514	540,514	various	184,086	kam Kin Sin, Scot Urada	587-2226, 587-2222	kam.kin.sin@hawaii.gov, scot.t.urada@hawaii.gov
D(TRN)	561/DG	L05E	20.205	KAUAI STATE - KUHIO HIGHWAY SHORT-TERM IMPROVEMENTS, SOUTH LEHO DRIVE TO ALEKA LOOP (CON)	FHWA	0	0	various	0	kam Kin Sin, Scot Urada	587-2226, 587-2222	kam.kin.sin@hawaii.gov, scot.t.urada@hawaii.gov
D(TRN)	561/DG	Q240	20.205	KAUAI STATE - KUHIO HIGHWAY, GUARDRAIL AND SHOULDER IMPROVEMENTS AT VARIOUS LOCATIONS, PART 2 (PE)	FHWA	80,000	80,000	various	20,000	kam Kin Sin, Scot Urada	587-2226, 587-2222	kam.kin.sin@hawaii.gov, scot.t.urada@hawaii.gov
D(TRN)	561/DG	33P0	20.205	KAUAI STATE - KUHIO HIGHWAY, KUAMOO ROAD AND KOKEE ROAD, GUARDRAIL AND SHOULDER IMPROVEMENTS AT VARIOUS LOCATIONS (PE & CON)	FHWA	140,923	140,923	various	63,823	kam Kin Sin, Scot Urada	587-2226, 587-2222	kam.kin.sin@hawaii.gov, scot.t.urada@hawaii.gov
D(TRN)	561/DG	Q280	20.205	KAUAI STATE - KUHIO HIGHWAY, KUAMOO ROAD AND KOKEE ROAD, GUARDRAIL AND SHOULDER IMPROVEMENTS AT VARIOUS LOCATIONS (PE & CON)	FHWA	187,143	187,143	various	67,912	kam Kin Sin, Scot Urada	587-2226, 587-2222	kam.kin.sin@hawaii.gov, scot.t.urada@hawaii.gov
D(TRN)	561/DG	Q780	20.205	KAUAI STATE - KUHIO HIGHWAY, KUAMOO ROAD AND KOKEE ROAD, GUARDRAIL AND SHOULDER IMPROVEMENTS AT VARIOUS LOCATIONS (PE & CON)	FHWA	809,203	809,203	various	202,301	kam Kin Sin, Scot Urada	587-2226, 587-2222	kam.kin.sin@hawaii.gov, scot.t.urada@hawaii.gov
D(TRN)	561/DG	Q400	20.205	KAUAI STATE - KUHIO HIGHWAY, PEDESTRIAN FACILITIES AND ADA COMPLIANCE AT VARIOUS LOCATIONS; CON	FHWA	618,560	618,560	various	154,784	kam Kin Sin, Scot Urada	587-2226, 587-2222	kam.kin.sin@hawaii.gov, scot.t.urada@hawaii.gov
D(TRN)	561/DG	L1CE	20.205	KAUAI STATE - KUHIO HIGHWAY, REHABILITATION OF WAIOLI, WAIPA AND WAIKOKO STREAM BRIDGES (P, R)	FHWA	1,879,786	1,879,786	various	469,946	kam Kin Sin, Scot Urada	587-2226, 587-2222	kam.kin.sin@hawaii.gov, scot.t.urada@hawaii.gov
D(TRN)	561/DG	Q760	20.205	KAUAI STATE - KUHIO HIGHWAY, REHABILITATION OF WAIOLI, WAIPA AND WAIKOKO STREAM BRIDGES (P, R)	FHWA	81,456	81,456	various	20,364	kam Kin Sin, Scot Urada	587-2226, 587-2222	kam.kin.sin@hawaii.gov, scot.t.urada@hawaii.gov
D(TRN)	561/DG	L24E	20.205	KAUAI STATE - MAALO ROAD GUARDRAIL AND SHOULDER IMPROVEMENTS, MILE POST 0.0 TO MILE POST 2.95 (C)	FHWA	996,000	996,000	various	261,752	kam Kin Sin, Scot Urada	587-2226, 587-2222	kam.kin.sin@hawaii.gov, scot.t.urada@hawaii.gov
D(TRN)	561/DG	L05R	20.205	KAUAI STATE - NAWILIWILI ROAD IMPROVEMENTS, VICINITY OF KAUMUALII HIGHWAY TO KANANI ROAD (C)	FHWA	478,603	478,603	various	119,651	kam Kin Sin, Scot Urada	587-2226, 587-2222	kam.kin.sin@hawaii.gov, scot.t.urada@hawaii.gov
D(TRN)	561/DG	LZ2E	20.205	KAUAI STATE - NAWILIWILI ROAD IMPROVEMENTS, VICINITY OF KAUMUALII HIGHWAY TO KANANI ROAD (C)	FHWA	1,429,720	1,429,720	various	357,430	kam Kin Sin, Scot Urada	587-2226, 587-2222	kam.kin.sin@hawaii.gov, scot.t.urada@hawaii.gov
D(TRN)	561/DG	M001	20.205	KAUAI STATE - NAWILIWILI ROAD IMPROVEMENTS, VICINITY OF KAUMUALII HIGHWAY TO KANANI ROAD (C)	FHWA	8,259,299	8,259,299	various	2,064,825	kam Kin Sin, Scot Urada	587-2226, 587-2222	kam.kin.sin@hawaii.gov, scot.t.urada@hawaii.gov

Department of Transportation-Highways Division  
Active Federal Awards as of December 1, 2014

Table 11

<u>State Expending Agency</u>	<u>Program ID</u>	<u>Award Number</u>	<u>CFDA Number</u>	<u>Award Description</u>	<u>Awarding Federal Agency</u>	<u>Award Amount</u>	<u>Award Amount Allocated to the Pgm ID in Column B</u>	<u>State Appropriation Symbol</u>	<u>State Fund Match (If Any)</u>	<u>Contact Name</u>	<u>Contact Phone</u>	<u>Contact Email</u>
D(TRN)	561/DG	H120	20.205	KAUAI STATE - RICE STREET & WAAPA ROAD IMPROVEMENTS AND NAWILIWILI BRIDGE REHABILITATION (P)	FHWA	174,439	174,439	various	43,610	kam Kin Sin, Scot Urada	587-2226, 587-2222	kam.kin.sin@hawaii.gov, scot.t.urada@hawaii.gov
D(TRN)	561/DG	L1CE	20.205	KAUAI STATE - RICE STREET & WAAPA ROAD IMPROVEMENTS AND NAWILIWILI BRIDGE REHABILITATION (P)	FHWA	817,055	817,055	various	204,264	kam Kin Sin, Scot Urada	587-2226, 587-2222	kam.kin.sin@hawaii.gov, scot.t.urada@hawaii.gov
D(TRN)	561/DG	09L0	20.205	KAUAI STATE - ROUTE 50 M.P. 8.4 KAUMUALII HIGHWAY AT PUNEE STREET INTERSECTION SLOPE STABILIZATION (P,R,C)	FHWA	61,761	61,761	various	45,758	kam Kin Sin, Scot Urada	587-2226, 587-2222	kam.kin.sin@hawaii.gov, scot.t.urada@hawaii.gov
D(TRN)	561/DG	ER60	20.205	KAUAI STATE - ROUTE 50 M.P. 8.4 KAUMUALII HIGHWAY AT PUNEE STREET INTERSECTION SLOPE STABILIZATION (P,R,C)	FHWA	920,969	920,969	various	230,242	kam Kin Sin, Scot Urada	587-2226, 587-2222	kam.kin.sin@hawaii.gov, scot.t.urada@hawaii.gov
D(TRN)	561/DG	ER60	20.205	KAUAI STATE - RTE 50 M.P. 11.3, 11.6 & 17.1, KAUMUALII HWY EMERGENCY REPAIRS & DRAINAGE IMPROVEMENTS @ VARIOUS LOCATIONS (P, C)	FHWA	523,034	523,034	various	140,057	kam Kin Sin, Scot Urada	587-2226, 587-2222	kam.kin.sin@hawaii.gov, scot.t.urada@hawaii.gov
D(TRN)	561/DG	Q050	20.205	KAUAI STATE - WAAPA RD/RICE ST VIC NAWILIWILI RD TO KAPULE, CON FOR RESURFACING	FHWA	1,012,865	1,012,865	various	268,563	kam Kin Sin, Scot Urada	587-2226, 587-2222	kam.kin.sin@hawaii.gov, scot.t.urada@hawaii.gov
D(TRN)	561/DG	H240	20.205	KAUAI STATE - WAIMEA CANYON DRIVE / KOKEE ROAD RESURFACING, MILE POST 6.0 TO MILE POST 8.5 (CON)	FHWA	16,000	16,000	various	4,000	kam Kin Sin, Scot Urada	587-2226, 587-2222	kam.kin.sin@hawaii.gov, scot.t.urada@hawaii.gov
D(TRN)	561/DG	L24E	20.205	KAUAI STATE - WAIMEA CANYON DRIVE / KOKEE ROAD RESURFACING, MILE POST 6.0 TO MILE POST 8.5 (CON)	FHWA	4,070,804	4,070,804	various	1,054,985	kam Kin Sin, Scot Urada	587-2226, 587-2222	kam.kin.sin@hawaii.gov, scot.t.urada@hawaii.gov
D(TRN)	561/DG	1140	20.205	KAUMUALII HIGHWAY AT OMAO STREAM; PE/ROW FOR BRIDGE REHABILITATION	FHWA	712,000	712,000	various	178,000	kam Kin Sin, Scot Urada	587-2226, 587-2222	kam.kin.sin@hawaii.gov, scot.t.urada@hawaii.gov
D(TRN)	561/DG	L1C0	20.205	KAUMUALII HIGHWAY AT OMAO STREAM; PE/ROW FOR BRIDGE REHABILITATION	FHWA	472,000	472,000	various	118,000	kam Kin Sin, Scot Urada	587-2226, 587-2222	kam.kin.sin@hawaii.gov, scot.t.urada@hawaii.gov
D(TRN)	561/DG	Q120	20.205	KAUMUALII HIGHWAY AT OMAO STREAM; PE/ROW FOR BRIDGE REHABILITATION	FHWA	144,000	144,000	various	84,000	kam Kin Sin, Scot Urada	587-2226, 587-2222	kam.kin.sin@hawaii.gov, scot.t.urada@hawaii.gov
D(TRN)	561/DG	Q920	20.205	KAUMUALII HIGHWAY WIDENING, VICINITY OF ANONU STREET TO VICINITY OF LIHUE MILL BRIDGE (CON)	FHWA	3,346,820	3,346,820	various	836,705	kam Kin Sin, Scot Urada	587-2226, 587-2222	kam.kin.sin@hawaii.gov, scot.t.urada@hawaii.gov
D(TRN)	561/DG	H050	20.205	KAUMUALII HIGHWAY WIDENING, VICINITY OF ANONU STREET TO VICINITY OF LIHUE MILL BRIDGE (CON)	FHWA	3,000,000	3,000,000	various	750,000	kam Kin Sin, Scot Urada	587-2226, 587-2222	kam.kin.sin@hawaii.gov, scot.t.urada@hawaii.gov

Department of Transportation-Highways Division  
Active Federal Awards as of December 1, 2014

Table 11

<u>State Expending Agency</u>	<u>Program ID</u>	<u>Award Number</u>	<u>CFDA Number</u>	<u>Award Description</u>	<u>Awarding Federal Agency</u>	<u>Award Amount</u>	<u>Award Amount Allocated to the Pgm ID in Column B</u>	<u>State Appropriation Symbol</u>	<u>State Fund Match (If Any)</u>	<u>Contact Name</u>	<u>Contact Phone</u>	<u>Contact Email</u>
D(TRN)	561/DG	L050	20.205	KAUMUALII HIGHWAY WIDENING, VICINITY OF ANONU STREET TO VICINITY OF LIHUE MILL BRIDGE (CON)	FHWA	18,533,969	18,533,969	various	4,875,661	kam Kin Sin, Scot Urada	587-2226, 587-2222	kam.kin.sin@hawaii.gov, scot.t.urada@hawaii.gov
D(TRN)	561/DG	L240	20.205	KAUMUALII HIGHWAY WIDENING, VICINITY OF ANONU STREET TO VICINITY OF LIHUE MILL BRIDGE (CON)	FHWA	14,192,109	14,192,109	various	3,548,027	kam Kin Sin, Scot Urada	587-2226, 587-2222	kam.kin.sin@hawaii.gov, scot.t.urada@hawaii.gov
D(TRN)	561/DG	Q920	20.205	KAUMUALII HIGHWAY, LIHUE TO WEST OF MALUHIA ROAD; ROW FOR ROADWAY WIDENING AND OTHER IMPROVEMENTS.	FHWA	2,628,000	2,628,000	various	893,000	kam Kin Sin, Scot Urada	587-2226, 587-2222	kam.kin.sin@hawaii.gov, scot.t.urada@hawaii.gov
D(TRN)	561/DG	LZ20	20.205	KAUMUALII HIGHWAY, LIHUE TO WEST OF MALUHIA ROAD; ROW FOR ROADWAY WIDENING AND OTHER IMPROVEMENTS.	FHWA	1,772,000	1,772,000	various	607,000	kam Kin Sin, Scot Urada	587-2226, 587-2222	kam.kin.sin@hawaii.gov, scot.t.urada@hawaii.gov
D(TRN)	561/DG	Q920	20.205	KAUMUALII HWY, LIHUE TO KIPU, M.P.0.00-M.P.3.5, PE FOR DESIGN OF WIDENING HIGHWAY	FHWA	2,482,250	2,482,250	various	760,337	kam Kin Sin, Scot Urada	587-2226, 587-2222	kam.kin.sin@hawaii.gov, scot.t.urada@hawaii.gov
D(TRN)	561/DG	33D0	20.205	KOKEE ROAD RESURFACING (WAIMEA CANYON DRIVE SOUTH 3.9 MILES) (P, C) (KAUAI COUNTY)	FHWA	160,000	160,000	various	0	kam Kin Sin, Scot Urada	587-2226, 587-2222	kam.kin.sin@hawaii.gov, scot.t.urada@hawaii.gov
D(TRN)	561/DG	L24R	20.205	KOKEE ROAD RESURFACING (WAIMEA CANYON DRIVE SOUTH 3.9 MILES) (P, C) (KAUAI COUNTY)	FHWA	3,510,437	3,510,437	various	0	kam Kin Sin, Scot Urada	587-2226, 587-2222	kam.kin.sin@hawaii.gov, scot.t.urada@hawaii.gov
D(TRN)	561/DG	LZ10	20.205	KOKEE ROAD RESURFACING (WAIMEA CANYON DRIVE SOUTH 3.9 MILES) (P, C) (KAUAI COUNTY)	FHWA	675,000	675,000	various	0	kam Kin Sin, Scot Urada	587-2226, 587-2222	kam.kin.sin@hawaii.gov, scot.t.urada@hawaii.gov
D(TRN)	561/DG	LS30	20.205	KUHIO HIGHWAY INTERSECTION IMPROVEMENTS AT KAPULE HIGHWAY (C)	FHWA	2,672,109	2,672,109	various	360,973	kam Kin Sin, Scot Urada	587-2226, 587-2222	kam.kin.sin@hawaii.gov, scot.t.urada@hawaii.gov
D(TRN)	561/DG	LS30	20.205	KUHIO HIGHWAY SAFETY IMPROVEMENTS, MILE POST 2.98 TO MILE POST 5.07 (P, C)	FHWA	503,993	503,993	various	75,151	kam Kin Sin, Scot Urada	587-2226, 587-2222	kam.kin.sin@hawaii.gov, scot.t.urada@hawaii.gov
D(TRN)	561/DG	H100	20.205	KUHIO HIGHWAY, KAPAIA BRIDGE AT HANAMAULU STREAM; PE, ROW & CON FOR BRIDGE REPLACEMENT	FHWA	1,169,520	1,169,520	various	292,380	kam Kin Sin, Scot Urada	587-2226, 587-2222	kam.kin.sin@hawaii.gov, scot.t.urada@hawaii.gov
D(TRN)	561/DG	4130	20.205	KUHIO HWY OVERLOOKING HANAIEI VALLEY, PE FOR SCENIC STOP	FHWA	1,126,040	1,126,040	various	41,042	kam Kin Sin, Scot Urada	587-2226, 587-2222	kam.kin.sin@hawaii.gov, scot.t.urada@hawaii.gov
D(TRN)	561/DG	F130	20.205	KUHIO HWY OVERLOOKING HANAIEI VALLEY, PE FOR SCENIC STOP	FHWA	42,464	42,464	various	0	kam Kin Sin, Scot Urada	587-2226, 587-2222	kam.kin.sin@hawaii.gov, scot.t.urada@hawaii.gov



Department of Transportation-Highways Division  
Active Federal Awards as of December 1, 2014

Table 11

<u>State Expending Agency</u>	<u>Program ID</u>	<u>Award Number</u>	<u>CFDA Number</u>	<u>Award Description</u>	<u>Awarding Federal Agency</u>	<u>Award Amount</u>	<u>Award Amount Allocated to the Pgm ID in Column B</u>	<u>State Appropriation Symbol</u>	<u>State Fund Match (If Any)</u>	<u>Contact Name</u>	<u>Contact Phone</u>	<u>Contact Email</u>
D(TRN)	561/DG	Q920	20.205	KUHIO HWY, HANAMAULU TO KAPAA, PE FOR PLNG RDWY WIDENING OR BYPASS	FHWA	3,840,000	3,840,000	various	1,040,000	kam Kin Sin, Scot Urada	587-2226, 587-2222	kam.kin.sin@hawaii.gov, scot.t.urada@hawaii.gov
D(TRN)	561/DG	H400	20.205	NAWILIWILI RD FROM WAAPA RD TO KAUMUALII HWY; PE & CON FOR BIKEWAY IMPROVEMENTS	FHWA	392,525	392,525	various	98,131	kam Kin Sin, Scot Urada	587-2226, 587-2222	kam.kin.sin@hawaii.gov, scot.t.urada@hawaii.gov
D(TRN)	561/DG	Q400	20.205	NAWILIWILI RD FROM WAAPA RD TO KAUMUALII HWY; PE & CON FOR BIKEWAY IMPROVEMENTS	FHWA	129,714	129,714	various	61,868	kam Kin Sin, Scot Urada	587-2226, 587-2222	kam.kin.sin@hawaii.gov, scot.t.urada@hawaii.gov
D(TRN)	561/DG	1180	20.205	RT 56: KUHIO HWY @ WAIKAEA BR (M.P. 8.06), PE & CON FOR BRIDGE WIDENING	FHWA	1,334,072	1,334,072	various	826,533	kam Kin Sin, Scot Urada	587-2226, 587-2222	kam.kin.sin@hawaii.gov, scot.t.urada@hawaii.gov
D(TRN)	561/DG	Q240	20.205	RT 56: KUHIO HWY @ WAIKAEA BR (M.P. 8.06), PE & CON FOR BRIDGE WIDENING	FHWA	549,397	549,397	various	902,818	kam Kin Sin, Scot Urada	587-2226, 587-2222	kam.kin.sin@hawaii.gov, scot.t.urada@hawaii.gov
D(TRN)	561/DG	H400	20.205	TRAFFIC SIGNAL MODERNIZATION AT VARIOUS LOCATIONS ON KAUAI; CON FOR UPGRADING EXISTING TRAFFIC SIGNAL SYSTEMS	FHWA	334,505	334,505	various	0	kam Kin Sin, Scot Urada	587-2226, 587-2222	kam.kin.sin@hawaii.gov, scot.t.urada@hawaii.gov
D(TRN)	561/DG	Q400	20.205	TRAFFIC SIGNAL MODERNIZATION AT VARIOUS LOCATIONS ON KAUAI; CON FOR UPGRADING EXISTING TRAFFIC SIGNAL SYSTEMS	FHWA	1,356,910	1,356,910	various	0	kam Kin Sin, Scot Urada	587-2226, 587-2222	kam.kin.sin@hawaii.gov, scot.t.urada@hawaii.gov
D(TRN)	595/DB	438E	20.205	2011 LOCAL TECHNICAL ASSISTANCE PROGRAM	FHWA	140,000	140,000	various	0	kam Kin Sin, Scot Urada	587-2226, 587-2222	kam.kin.sin@hawaii.gov, scot.t.urada@hawaii.gov
D(TRN)	595/DB	QN10	20.205	BLOOD ALCOLHOL CONTENT INCENTIVE GRANT SAFETY PROGRAM, 2006	FHWA	196,746	196,746	various	0	kam Kin Sin, Scot Urada	587-2226, 587-2222	kam.kin.sin@hawaii.gov, scot.t.urada@hawaii.gov
D(TRN)	595/DB	810	20.205	FY 2001 STATEWIDE PLANNING AND RESEARCH (SPR) PROGRAM	FHWA	764,821	764,821	various	218,509	kam Kin Sin, Scot Urada	587-2226, 587-2222	kam.kin.sin@hawaii.gov, scot.t.urada@hawaii.gov
D(TRN)	595/DB	Q550	20.205	FY 2001 STATEWIDE PLANNING AND RESEARCH (SPR) PROGRAM	FHWA	1,131,800	1,131,800	various	1,024,559	kam Kin Sin, Scot Urada	587-2226, 587-2222	kam.kin.sin@hawaii.gov, scot.t.urada@hawaii.gov
D(TRN)	595/DB	Q560	20.205	FY 2001 STATEWIDE PLANNING AND RESEARCH (SPR) PROGRAM	FHWA	471,200	471,200	various	127,600	kam Kin Sin, Scot Urada	587-2226, 587-2222	kam.kin.sin@hawaii.gov, scot.t.urada@hawaii.gov
D(TRN)	595/DB	2160	20.205	FY 2005 COMMERCIAL DRIVERS LICENSE PROGRAM RECORDS AND MANAGEMENT SYSTEMS REVIEW; HAWAII	FHWA	98,940	98,940	various	0	kam Kin Sin, Scot Urada	587-2226, 587-2222	kam.kin.sin@hawaii.gov, scot.t.urada@hawaii.gov

Department of Transportation-Highways Division  
Active Federal Awards as of December 1, 2014

Table 11

<u>State Expending Agency</u>	<u>Program ID</u>	<u>Award Number</u>	<u>CFDA Number</u>	<u>Award Description</u>	<u>Awarding Federal Agency</u>	<u>Award Amount</u>	<u>Award Amount Allocated to the Pgm ID in Column B</u>	<u>State Appropriation Symbol</u>	<u>State Fund Match (If Any)</u>	<u>Contact Name</u>	<u>Contact Phone</u>	<u>Contact Email</u>
D(TRN)	595/DB	2A60	20.205	FY 2006 COMMERCIAL DRIVERS LICENSE PROGRAM RECORDS AND MANAGEMENT SYSTEMS REVIEW; HAWAII	FHWA	150,000	150,000	various	0	kam Kin Sin, Scot Urada	587-2226, 587-2222	kam.kin.sin@hawaii.gov, scot.t.urada@hawaii.gov
D(TRN)	595/DB	Q120	20.205	FY 2007 STATEWIDE BRIDGE INSPECTION & APPRAISAL (PE)	FHWA	949,200	949,200	various	354,100	kam Kin Sin, Scot Urada	587-2226, 587-2222	kam.kin.sin@hawaii.gov, scot.t.urada@hawaii.gov
D(TRN)	595/DB	1180	20.205	FY 2009 STATEWIDE BRIDGE INSPECTION & APPRAISAL (PE)	FHWA	2,151,200	2,151,200	various	869,000	kam Kin Sin, Scot Urada	587-2226, 587-2222	kam.kin.sin@hawaii.gov, scot.t.urada@hawaii.gov
D(TRN)	595/DB	L94E	20.205	FY 2010 SAFETEA-LU RECREATIONAL TRAILS PROGRAM, STATEWIDE - REHAB, MAINT AND DEVEL OF MULTI-USE TRAILS, ACCESS RDS, AND OHV PARKS	FHWA	978,700	978,700	various	280,925	kam Kin Sin, Scot Urada	587-2226, 587-2222	kam.kin.sin@hawaii.gov, scot.t.urada@hawaii.gov
D(TRN)	595/DB	1180	20.205	FY 2010 STATEWIDE BRIDGE INSPECTION & APPRAISAL (PE)	FHWA	610,400	610,400	various	328,600	kam Kin Sin, Scot Urada	587-2226, 587-2222	kam.kin.sin@hawaii.gov, scot.t.urada@hawaii.gov
D(TRN)	595/DB	Q100	20.205	FY 2010 STATEWIDE BRIDGE INSPECTION & APPRAISAL (PE)	FHWA	392,000	392,000	various	98,000	kam Kin Sin, Scot Urada	587-2226, 587-2222	kam.kin.sin@hawaii.gov, scot.t.urada@hawaii.gov
D(TRN)	595/DB	Q110	20.205	FY 2010 STATEWIDE BRIDGE INSPECTION & APPRAISAL (PE)	FHWA	826,400	826,400	various	278,600	kam Kin Sin, Scot Urada	587-2226, 587-2222	kam.kin.sin@hawaii.gov, scot.t.urada@hawaii.gov
D(TRN)	595/DB	1180	20.205	FY 2011 STATEWIDE BRIDGE INSPECTION & APPRAISAL (PE)	FHWA	887,136	887,136	various	221,784	kam Kin Sin, Scot Urada	587-2226, 587-2222	kam.kin.sin@hawaii.gov, scot.t.urada@hawaii.gov
D(TRN)	595/DB	Q100	20.205	FY 2011 STATEWIDE BRIDGE INSPECTION & APPRAISAL (PE)	FHWA	1,078,344	1,078,344	various	269,586	kam Kin Sin, Scot Urada	587-2226, 587-2222	kam.kin.sin@hawaii.gov, scot.t.urada@hawaii.gov
D(TRN)	595/DB	L10R	20.205	FY 2012 STATEWIDE BRIDGE INSPECTION & APPRAISAL (PE)	FHWA	1,557,548	1,557,548	various	389,387	kam Kin Sin, Scot Urada	587-2226, 587-2222	kam.kin.sin@hawaii.gov, scot.t.urada@hawaii.gov
D(TRN)	595/DB	L1C0	20.205	FY 2012 STATEWIDE BRIDGE INSPECTION & APPRAISAL (PE)	FHWA	1,190,540	1,190,540	various	297,635	kam Kin Sin, Scot Urada	587-2226, 587-2222	kam.kin.sin@hawaii.gov, scot.t.urada@hawaii.gov
D(TRN)	595/DB	H300	20.205	HAWAII CONSTRUCTION CAREER DAYS	FHWA	20,000	20,000	various	0	kam Kin Sin, Scot Urada	587-2226, 587-2222	kam.kin.sin@hawaii.gov, scot.t.urada@hawaii.gov
D(TRN)	595/DB	438E	20.205	HAWAII LOCAL TECHNICAL ASSISTANCE PROGRAM (LTAP), CY 2012	FHWA	141,000	141,000	various	0	kam Kin Sin, Scot Urada	587-2226, 587-2222	kam.kin.sin@hawaii.gov, scot.t.urada@hawaii.gov

Department of Transportation-Highways Division  
Active Federal Awards as of December 1, 2014

Table 11

<u>State Expending Agency</u>	<u>Program ID</u>	<u>Award Number</u>	<u>CFDA Number</u>	<u>Award Description</u>	<u>Awarding Federal Agency</u>	<u>Award Amount</u>	<u>Award Amount Allocated to the Pgm ID in Column B</u>	<u>State Appropriation Symbol</u>	<u>State Fund Match (If Any)</u>	<u>Contact Name</u>	<u>Contact Phone</u>	<u>Contact Email</u>
D(TRN)	595/DB	Q240	20.205	HIGHWAY RESEARCH AND DEVELOPMENT PROGRAM, FY 2010 (RESEARCH)	FHWA	423,200	423,200	various	135,800	kam Kin Sin, Scot Urada	587-2226, 587-2222	kam.kin.sin@hawaii.gov, scot.t.urada@hawaii.gov
D(TRN)	595/DB	L240	20.205	HIGHWAY RESEARCH AND DEVELOPMENT PROGRAM, FY 2011 (RESEARCH)	FHWA	688,000	688,000	various	172,000	kam Kin Sin, Scot Urada	587-2226, 587-2222	kam.kin.sin@hawaii.gov, scot.t.urada@hawaii.gov
D(TRN)	595/DB	LS10	20.205	HIGHWAY SAFETY IMPROVEMENT PROGRAM FLEX FUNDING - 2008	FHWA	500,000	500,000	various	0	kam Kin Sin, Scot Urada	587-2226, 587-2222	kam.kin.sin@hawaii.gov, scot.t.urada@hawaii.gov
D(TRN)	595/DB	LS10	20.205	HIGHWAY SAFETY IMPROVEMENT PROGRAM FLEX FUNDING - 2009	FHWA	500,000	500,000	various	0	kam Kin Sin, Scot Urada	587-2226, 587-2222	kam.kin.sin@hawaii.gov, scot.t.urada@hawaii.gov
D(TRN)	595/DB	LS10	20.205	HIGHWAY SAFETY IMPROVEMENT PROGRAM FLEX FUNDING - 2010	FHWA	500,000	500,000	various	0	kam Kin Sin, Scot Urada	587-2226, 587-2222	kam.kin.sin@hawaii.gov, scot.t.urada@hawaii.gov
D(TRN)	595/DB	LS1E	20.205	HIGHWAY SAFETY IMPROVEMENT PROGRAM FLEX FUNDING - 2011	FHWA	620,000	620,000	various	0	kam Kin Sin, Scot Urada	587-2226, 587-2222	kam.kin.sin@hawaii.gov, scot.t.urada@hawaii.gov
D(TRN)	595/DB	33D0	20.205	HIGHWAYS RESEARCH AND DEVELOPMENT PROGRAM	FHWA	468,800	468,800	various	117,200	kam Kin Sin, Scot Urada	587-2226, 587-2222	kam.kin.sin@hawaii.gov, scot.t.urada@hawaii.gov
D(TRN)	595/DB	33D0	20.205	HIGHWAYS RESEARCH AND DEVELOPMENT PROGRAM, 2005 (RESEARCH; STATEWIDE)	FHWA	320,000	320,000	various	80,000	kam Kin Sin, Scot Urada	587-2226, 587-2222	kam.kin.sin@hawaii.gov, scot.t.urada@hawaii.gov
D(TRN)	595/DB	HR70	20.205	NATIVE GRASS HYDROSEED DEVELOPMENT (RSCH). RESEARCH USE OF NATIVE HAWAIIAN GRASSES AND HYDROSEED METHODS OF APPLYING THEM.	FHWA	75,000	75,000	various	18,750	kam Kin Sin, Scot Urada	587-2226, 587-2222	kam.kin.sin@hawaii.gov, scot.t.urada@hawaii.gov
D(TRN)	595/DB	H560	20.205	POOLED FUND STUDY: "WESTERN ALLIANCE FOR QUALITY TRANSPORTATION CONSTRUCTION"; 5-YEAR RESEARCH PROGRAM COMMITMENT	FHWA	11,891	11,891	various	0	kam Kin Sin, Scot Urada	587-2226, 587-2222	kam.kin.sin@hawaii.gov, scot.t.urada@hawaii.gov
D(TRN)	595/DB	Q560	20.205	POOLED FUND STUDY: "WESTERN ALLIANCE FOR QUALITY TRANSPORTATION CONSTRUCTION"; 5-YEAR RESEARCH PROGRAM COMMITMENT	FHWA	17,836	17,836	various	0	kam Kin Sin, Scot Urada	587-2226, 587-2222	kam.kin.sin@hawaii.gov, scot.t.urada@hawaii.gov
D(TRN)	595/DB	HU30	20.205	SAFE ROUTES TO SCHOOL NONINFRASTRUCTURE FY 2008	FHWA	144,000	144,000	various	0	kam Kin Sin, Scot Urada	587-2226, 587-2222	kam.kin.sin@hawaii.gov, scot.t.urada@hawaii.gov
D(TRN)	595/DB	LU30	20.205	SAFE ROUTES TO SCHOOL NONINFRASTRUCTURE FY 2008	FHWA	34,163	34,163	various	0	kam Kin Sin, Scot Urada	587-2226, 587-2222	kam.kin.sin@hawaii.gov, scot.t.urada@hawaii.gov

Department of Transportation-Highways Division  
Active Federal Awards as of December 1, 2014

Table 11

<u>State Expending Agency</u>	<u>Program ID</u>	<u>Award Number</u>	<u>CFDA Number</u>	<u>Award Description</u>	<u>Awarding Federal Agency</u>	<u>Award Amount</u>	<u>Award Amount Allocated to the Pgm ID in Column B</u>	<u>State Appropriation Symbol</u>	<u>State Fund Match (If Any)</u>	<u>Contact Name</u>	<u>Contact Phone</u>	<u>Contact Email</u>
D(TRN)	595/DB	LU20	20.205	SAFE ROUTES TO SCHOOL PROGRAM COORDINATION, FY12	FHWA	400,000	400,000	various	0	kam Kin Sin, Scot Urada	587-2226, 587-2222	kam.kin.sin@hawaii.gov, scot.t.urada@hawaii.gov
D(TRN)	595/DB	32C0	20.205	SCENIC BYWAYS FY 1996 STATEWIDE, PLAN/DESIGN/DEVELOP SCENIC BYWAYS	FHWA	200,000	200,000	various	150,000	kam Kin Sin, Scot Urada	587-2226, 587-2222	kam.kin.sin@hawaii.gov, scot.t.urada@hawaii.gov
D(TRN)	595/DB	5G20	20.205	SOCIAL SECURITY NUMBER VERIFICATION PROJECT; COMMERCIAL DRIVER'S LICENSE (CDL) PROGRAM - HAWAII	FHWA	46,586	46,586	various	0	kam Kin Sin, Scot Urada	587-2226, 587-2222	x
D(TRN)	595/DB	810	20.205	STATE PLANNING AND RESEARCH, FY 2008	FHWA	437,713	437,713	various	109,428	kam Kin Sin, Scot Urada	587-2226, 587-2222	kam.kin.sin@hawaii.gov, scot.t.urada@hawaii.gov
D(TRN)	595/DB	H550	20.205	STATE PLANNING AND RESEARCH, FY 2008	FHWA	971,580	971,580	various	508,827	kam Kin Sin, Scot Urada	587-2226, 587-2222	kam.kin.sin@hawaii.gov, scot.t.urada@hawaii.gov
D(TRN)	595/DB	H560	20.205	STATE PLANNING AND RESEARCH, FY 2008	FHWA	103,498	103,498	various	25,875	kam Kin Sin, Scot Urada	587-2226, 587-2222	kam.kin.sin@hawaii.gov, scot.t.urada@hawaii.gov
D(TRN)	595/DB	L550	20.205	STATE PLANNING AND RESEARCH, FY 2008	FHWA	1,886,089	1,886,089	various	595,522	kam Kin Sin, Scot Urada	587-2226, 587-2222	kam.kin.sin@hawaii.gov, scot.t.urada@hawaii.gov
D(TRN)	595/DB	L560	20.205	STATE PLANNING AND RESEARCH, FY 2008	FHWA	906,044	906,044	various	1,172,511	kam Kin Sin, Scot Urada	587-2226, 587-2222	kam.kin.sin@hawaii.gov, scot.t.urada@hawaii.gov
D(TRN)	595/DB	Q550	20.205	STATE PLANNING AND RESEARCH, FY 2008	FHWA	2,313,876	2,313,876	various	2,326,169	kam Kin Sin, Scot Urada	587-2226, 587-2222	kam.kin.sin@hawaii.gov, scot.t.urada@hawaii.gov
D(TRN)	595/DB	Q560	20.205	STATE PLANNING AND RESEARCH, FY 2008	FHWA	118,000	118,000	various	29,500	kam Kin Sin, Scot Urada	587-2226, 587-2222	kam.kin.sin@hawaii.gov, scot.t.urada@hawaii.gov
D(TRN)	595/DB	810	20.205	STATE PLANNING AND RESEARCH, FY 2009	FHWA	7,584	7,584	various	1,896	kam Kin Sin, Scot Urada	587-2226, 587-2222	kam.kin.sin@hawaii.gov, scot.t.urada@hawaii.gov
D(TRN)	595/DB	860	20.205	STATE PLANNING AND RESEARCH, FY 2009	FHWA	16,413	16,413	various	4,103	kam Kin Sin, Scot Urada	587-2226, 587-2222	kam.kin.sin@hawaii.gov, scot.t.urada@hawaii.gov
D(TRN)	595/DB	5L20	20.205	STATE PLANNING AND RESEARCH, FY 2009	FHWA	350,000	350,000	various	0	kam Kin Sin, Scot Urada	587-2226, 587-2222	kam.kin.sin@hawaii.gov, scot.t.urada@hawaii.gov

Department of Transportation-Highways Division  
Active Federal Awards as of December 1, 2014

Table 11

<u>State Expending Agency</u>	<u>Program ID</u>	<u>Award Number</u>	<u>CFDA Number</u>	<u>Award Description</u>	<u>Awarding Federal Agency</u>	<u>Award Amount</u>	<u>Award Amount Allocated to the Pgm ID in Column B</u>	<u>State Appropriation Symbol</u>	<u>State Fund Match (If Any)</u>	<u>Contact Name</u>	<u>Contact Phone</u>	<u>Contact Email</u>
D(TRN)	595/DB	L550	20.205	STATE PLANNING AND RESEARCH, FY 2009	FHWA	5,312,602	5,312,602	various	2,908,630	kam Kin Sin, Scot Urada	587-2226, 587-2222	kam.kin.sin@hawaii.gov, scot.t.urada@hawaii.gov
D(TRN)	595/DB	L560	20.205	STATE PLANNING AND RESEARCH, FY 2009	FHWA	892,224	892,224	various	2,011,056	kam Kin Sin, Scot Urada	587-2226, 587-2222	kam.kin.sin@hawaii.gov, scot.t.urada@hawaii.gov
D(TRN)	595/DB	Q550	20.205	STATE PLANNING AND RESEARCH, FY 2009	FHWA	591,922	591,922	various	147,980	kam Kin Sin, Scot Urada	587-2226, 587-2222	kam.kin.sin@hawaii.gov, scot.t.urada@hawaii.gov
D(TRN)	595/DB	Q560	20.205	STATE PLANNING AND RESEARCH, FY 2009	FHWA	77,763	77,763	various	19,441	kam Kin Sin, Scot Urada	587-2226, 587-2222	kam.kin.sin@hawaii.gov, scot.t.urada@hawaii.gov
D(TRN)	595/DB	800	20.205	STATE PLANNING AND RESEARCH, FY 2010	FHWA	76,464	76,464	various	19,116	kam Kin Sin, Scot Urada	587-2226, 587-2222	kam.kin.sin@hawaii.gov, scot.t.urada@hawaii.gov
D(TRN)	595/DB	810	20.205	STATE PLANNING AND RESEARCH, FY 2010	FHWA	552,240	552,240	various	138,060	kam Kin Sin, Scot Urada	587-2226, 587-2222	kam.kin.sin@hawaii.gov, scot.t.urada@hawaii.gov
D(TRN)	595/DB	H550	20.205	STATE PLANNING AND RESEARCH, FY 2010	FHWA	805,880	805,880	various	1,684,470	kam Kin Sin, Scot Urada	587-2226, 587-2222	kam.kin.sin@hawaii.gov, scot.t.urada@hawaii.gov
D(TRN)	595/DB	L550	20.205	STATE PLANNING AND RESEARCH, FY 2010	FHWA	1,089,893	1,089,893	various	272,473	kam Kin Sin, Scot Urada	587-2226, 587-2222	kam.kin.sin@hawaii.gov, scot.t.urada@hawaii.gov
D(TRN)	595/DB	L560	20.205	STATE PLANNING AND RESEARCH, FY 2010	FHWA	60,000	60,000	various	15,000	kam Kin Sin, Scot Urada	587-2226, 587-2222	kam.kin.sin@hawaii.gov, scot.t.urada@hawaii.gov
D(TRN)	595/DB	L56E	20.205	STATE PLANNING AND RESEARCH, FY 2010	FHWA	500,000	500,000	various	173,000	kam Kin Sin, Scot Urada	587-2226, 587-2222	kam.kin.sin@hawaii.gov, scot.t.urada@hawaii.gov
D(TRN)	595/DB	Q550	20.205	STATE PLANNING AND RESEARCH, FY 2010	FHWA	1,181,792	1,181,792	various	295,448	kam Kin Sin, Scot Urada	587-2226, 587-2222	kam.kin.sin@hawaii.gov, scot.t.urada@hawaii.gov
D(TRN)	595/DB	5L2E	20.205	STATE PLANNING AND RESEARCH, FY 2011	FHWA	300,000	300,000	various	0	kam Kin Sin, Scot Urada	587-2226, 587-2222	kam.kin.sin@hawaii.gov, scot.t.urada@hawaii.gov
D(TRN)	595/DB	H550	20.205	STATE PLANNING AND RESEARCH, FY 2011	FHWA	20,000	20,000	various	5,000	kam Kin Sin, Scot Urada	587-2226, 587-2222	kam.kin.sin@hawaii.gov, scot.t.urada@hawaii.gov

Department of Transportation-Highways Division  
Active Federal Awards as of December 1, 2014

Table 11

<u>State Expending Agency</u>	<u>Program ID</u>	<u>Award Number</u>	<u>CFDA Number</u>	<u>Award Description</u>	<u>Awarding Federal Agency</u>	<u>Award Amount</u>	<u>Award Amount Allocated to the Pgm ID in Column B</u>	<u>State Appropriation Symbol</u>	<u>State Fund Match (If Any)</u>	<u>Contact Name</u>	<u>Contact Phone</u>	<u>Contact Email</u>
D(TRN)	595/DB	L550	20.205	STATE PLANNING AND RESEARCH, FY 2011	FHWA	118,993	118,993	various	29,748	kam Kin Sin, Scot Urada	587-2226, 587-2222	kam.kin.sin@hawaii.gov, scot.t.urada@hawaii.gov
D(TRN)	595/DB	L55E	20.205	STATE PLANNING AND RESEARCH, FY 2011	FHWA	2,157,325	2,157,325	various	1,754,411	kam Kin Sin, Scot Urada	587-2226, 587-2222	kam.kin.sin@hawaii.gov, scot.t.urada@hawaii.gov
D(TRN)	595/DB	L56E	20.205	STATE PLANNING AND RESEARCH, FY 2011	FHWA	517,000	517,000	various	614,000	kam Kin Sin, Scot Urada	587-2226, 587-2222	kam.kin.sin@hawaii.gov, scot.t.urada@hawaii.gov
D(TRN)	595/DB	Q550	20.205	STATE PLANNING AND RESEARCH, FY 2011	FHWA	300,000	300,000	various	75,000	kam Kin Sin, Scot Urada	587-2226, 587-2222	kam.kin.sin@hawaii.gov, scot.t.urada@hawaii.gov
D(TRN)	595/DB	L48E	20.205	STATEWIDE - DBE SUPPORTIVE SERVICES, FY 2013	FHWA	47,114	47,114	various	0	kam Kin Sin, Scot Urada	587-2226, 587-2222	kam.kin.sin@hawaii.gov, scot.t.urada@hawaii.gov
D(TRN)	595/DB	12C0	20.205	STATEWIDE - DBE SUPPORTIVE SERVICES, FY 2014	FHWA	68	68	various	0	kam Kin Sin, Scot Urada	587-2226, 587-2222	kam.kin.sin@hawaii.gov, scot.t.urada@hawaii.gov
D(TRN)	595/DB	H480	20.205	STATEWIDE - DBE SUPPORTIVE SERVICES, FY 2014	FHWA	1,335	1,335	various	0	kam Kin Sin, Scot Urada	587-2226, 587-2222	kam.kin.sin@hawaii.gov, scot.t.urada@hawaii.gov
D(TRN)	595/DB	L480	20.205	STATEWIDE - DBE SUPPORTIVE SERVICES, FY 2014	FHWA	12,729	12,729	various	0	kam Kin Sin, Scot Urada	587-2226, 587-2222	kam.kin.sin@hawaii.gov, scot.t.urada@hawaii.gov
D(TRN)	595/DB	L48E	20.205	STATEWIDE - DBE SUPPORTIVE SERVICES, FY 2014	FHWA	1,031	1,031	various	0	kam Kin Sin, Scot Urada	587-2226, 587-2222	kam.kin.sin@hawaii.gov, scot.t.urada@hawaii.gov
D(TRN)	595/DB	M480	20.205	STATEWIDE - DBE SUPPORTIVE SERVICES, FY 2014	FHWA	46,751	46,751	various	0	kam Kin Sin, Scot Urada	587-2226, 587-2222	kam.kin.sin@hawaii.gov, scot.t.urada@hawaii.gov
D(TRN)	595/DB	Q480	20.205	STATEWIDE - DBE SUPPORTIVE SERVICES, FY 2014	FHWA	2,753	2,753	various	0	kam Kin Sin, Scot Urada	587-2226, 587-2222	kam.kin.sin@hawaii.gov, scot.t.urada@hawaii.gov
D(TRN)	595/DB	L48E	20.205	STATEWIDE - DBE SUPPORTIVE SERVICES, FY 2015	FHWA	10,685	10,685	various	0	kam Kin Sin, Scot Urada	587-2226, 587-2222	kam.kin.sin@hawaii.gov, scot.t.urada@hawaii.gov
D(TRN)	595/DB	M480	20.205	STATEWIDE - DBE SUPPORTIVE SERVICES, FY 2015	FHWA	45,303	45,303	various	0	kam Kin Sin, Scot Urada	587-2226, 587-2222	kam.kin.sin@hawaii.gov, scot.t.urada@hawaii.gov

Department of Transportation-Highways Division  
Active Federal Awards as of December 1, 2014

Table 11

<u>State Expending Agency</u>	<u>Program ID</u>	<u>Award Number</u>	<u>CFDA Number</u>	<u>Award Description</u>	<u>Awarding Federal Agency</u>	<u>Award Amount</u>	<u>Award Amount Allocated to the Pgm ID in Column B</u>	<u>State Appropriation Symbol</u>	<u>State Fund Match (If Any)</u>	<u>Contact Name</u>	<u>Contact Phone</u>	<u>Contact Email</u>
D(TRN)	595/DB	L94E	20.205	STATEWIDE - DLNR FY 2014 RECREATIONAL TRAILS PROGRAM - REHAB, MAINT AND DEVEL OF MULTI-USE TRAILS, ACCESS RDS & OHV PARKS	FHWA	1,239,957	1,239,957	various	0	kam Kin Sin, Scot Urada	587-2226, 587-2222	kam.kin.sin@hawaii.gov, scot.t.urada@hawaii.gov
D(TRN)	595/DB	M940	20.205	STATEWIDE - DLNR FY 2015 RECREATIONAL TRAILS PROGRAM - REHAB, MAINT & DEVELOPMENT OF MULTI-USE TRAILS, ACCESS RODS & OHV PARKS	FHWA	1,200,000	1,200,000	various	300,000	kam Kin Sin, Scot Urada	587-2226, 587-2222	kam.kin.sin@hawaii.gov, scot.t.urada@hawaii.gov
D(TRN)	595/DB	3840	20.205	STATEWIDE - FY 2012 RECREATIONAL TRAILS PROGRAM - REHAB, MAINT AND DEVEL OF MULTI-USE TRAILS, ACCESS RDS, AND OHV PARKS	FHWA	5,733	5,733	various	1,433	kam Kin Sin, Scot Urada	587-2226, 587-2222	kam.kin.sin@hawaii.gov, scot.t.urada@hawaii.gov
D(TRN)	595/DB	L94E	20.205	STATEWIDE - FY 2012 RECREATIONAL TRAILS PROGRAM - REHAB, MAINT AND DEVEL OF MULTI-USE TRAILS, ACCESS RDS, AND OHV PARKS	FHWA	838,730	838,730	various	209,682	kam Kin Sin, Scot Urada	587-2226, 587-2222	kam.kin.sin@hawaii.gov, scot.t.urada@hawaii.gov
D(TRN)	595/DB	L94R	20.205	STATEWIDE - FY 2012 RECREATIONAL TRAILS PROGRAM - REHAB, MAINT AND DEVEL OF MULTI-USE TRAILS, ACCESS RDS, AND OHV PARKS	FHWA	172,335	172,335	various	43,083	kam Kin Sin, Scot Urada	587-2226, 587-2222	kam.kin.sin@hawaii.gov, scot.t.urada@hawaii.gov
D(TRN)	595/DB	L1C0	20.205	STATEWIDE - FY 2013 STATEWIDE BRIDGE INSPECTION & APPRAISAL (PE)	FHWA	2,700,806	2,700,806	various	675,202	kam Kin Sin, Scot Urada	587-2226, 587-2222	kam.kin.sin@hawaii.gov, scot.t.urada@hawaii.gov
D(TRN)	595/DB	L1CE	20.205	STATEWIDE - FY 2014 STATEWIDE BRIDGE INSPECTION & APPRAISAL (PE)	FHWA	2,477,709	2,477,709	various	619,427	kam Kin Sin, Scot Urada	587-2226, 587-2222	kam.kin.sin@hawaii.gov, scot.t.urada@hawaii.gov
D(TRN)	595/DB	L1CE	20.205	STATEWIDE - FY 2015 STATEWIDE BRIDGE INSPECTION & APPRAISAL (PE)	FHWA	2,536,198	2,536,198	various	634,050	kam Kin Sin, Scot Urada	587-2226, 587-2222	kam.kin.sin@hawaii.gov, scot.t.urada@hawaii.gov
D(TRN)	595/DB	L49E	20.205	STATEWIDE - FY2012 ON-THE-JOB/SUPPORTIVE SERVICES (OJT/SS) JOB READINESS INTERNSHIP PROGRAM	FHWA	28,993	28,993	various	0	kam Kin Sin, Scot Urada	587-2226, 587-2222	kam.kin.sin@hawaii.gov, scot.t.urada@hawaii.gov
D(TRN)	595/DB	L490	20.205	STATEWIDE - HAWAII CONSTRUCTION CAREER DAYS, FY 2011	FHWA	30,000	30,000	various	0	kam Kin Sin, Scot Urada	587-2226, 587-2222	kam.kin.sin@hawaii.gov, scot.t.urada@hawaii.gov
D(TRN)	595/DB	L49E	20.205	STATEWIDE - HAWAII CONSTRUCTION CAREER DAYS, FY 2011	FHWA	0	0	various	0	kam Kin Sin, Scot Urada	587-2226, 587-2222	kam.kin.sin@hawaii.gov, scot.t.urada@hawaii.gov
D(TRN)	595/DB	L30E	20.205	STATEWIDE - HAWAII CONSTRUCTION CAREER DAYS, FY 2013	FHWA	39,126	39,126	various	0	kam Kin Sin, Scot Urada	587-2226, 587-2222	kam.kin.sin@hawaii.gov, scot.t.urada@hawaii.gov
D(TRN)	595/DB	438E	20.205	STATEWIDE - HAWAII LOCAL TECHNICAL ASSISTANCE PROGRAM (LTAP), CY 2013	FHWA	140,000	140,000	various	140,000	kam Kin Sin, Scot Urada	587-2226, 587-2222	kam.kin.sin@hawaii.gov, scot.t.urada@hawaii.gov

Department of Transportation-Highways Division  
Active Federal Awards as of December 1, 2014

Table 11

<u>State Expending Agency</u>	<u>Program ID</u>	<u>Award Number</u>	<u>CFDA Number</u>	<u>Award Description</u>	<u>Awarding Federal Agency</u>	<u>Award Amount</u>	<u>Award Amount Allocated to the Pgm ID in Column B</u>	<u>State Appropriation Symbol</u>	<u>State Fund Match (If Any)</u>	<u>Contact Name</u>	<u>Contact Phone</u>	<u>Contact Email</u>
D(TRN)	595/DB	L30E	20.205	STATEWIDE - HAWAII LOCAL TECHNICAL ASSISTANCE PROGRAM (LTAP), CY 2013	FHWA	142,000	142,000	various	0	kam Kin Sin, Scot Urada	587-2226, 587-2222	kam.kin.sin@hawaii.gov, scot.t.urada@hawaii.gov
D(TRN)	595/DB	438E	20.205	STATEWIDE - HAWAII LOCAL TECHNICAL ASSISTANCE PROGRAM (LTAP), CY 2014	FHWA	73,150	73,150	various	73,150	kam Kin Sin, Scot Urada	587-2226, 587-2222	kam.kin.sin@hawaii.gov, scot.t.urada@hawaii.gov
D(TRN)	595/DB	L30E	20.205	STATEWIDE - HAWAII LOCAL TECHNICAL ASSISTANCE PROGRAM (LTAP), CY 2014	FHWA	32,200	32,200	various	0	kam Kin Sin, Scot Urada	587-2226, 587-2222	kam.kin.sin@hawaii.gov, scot.t.urada@hawaii.gov
D(TRN)	595/DB	M438	20.205	STATEWIDE - HAWAII LOCAL TECHNICAL ASSISTANCE PROGRAM (LTAP), CY 2014	FHWA	120,750	120,750	various	120,750	kam Kin Sin, Scot Urada	587-2226, 587-2222	kam.kin.sin@hawaii.gov, scot.t.urada@hawaii.gov
D(TRN)	595/DB	L97E	20.205	STATEWIDE - HAWAII SCENIC BYWAYS, STATEWIDE SIGNAGE AND WAYFINDING PROGRAM (P, C)	FHWA	78,000	78,000	various	25,350	kam Kin Sin, Scot Urada	587-2226, 587-2222	kam.kin.sin@hawaii.gov, scot.t.urada@hawaii.gov
D(TRN)	595/DB	L24E	20.205	STATEWIDE - HAWAII STATEWIDE INTELLIGENT TRANSPORTATION SYSTEM ARCHITECTURE PLAN (PENG)	FHWA	800,000	800,000	various	200,000	kam Kin Sin, Scot Urada	587-2226, 587-2222	kam.kin.sin@hawaii.gov, scot.t.urada@hawaii.gov
D(TRN)	595/DB	L24E	20.205	STATEWIDE - HIGHWAY RESEARCH AND DEVELOPMENT PROGRAM, FFY 2012 (RESEARCH)	FHWA	683,200	683,200	various	170,800	kam Kin Sin, Scot Urada	587-2226, 587-2222	kam.kin.sin@hawaii.gov, scot.t.urada@hawaii.gov
D(TRN)	595/DB	L24E	20.205	STATEWIDE - HIGHWAY RESEARCH AND DEVELOPMENT PROGRAM, FFY 2013 (RESEARCH)	FHWA	680,000	680,000	various	170,000	kam Kin Sin, Scot Urada	587-2226, 587-2222	kam.kin.sin@hawaii.gov, scot.t.urada@hawaii.gov
D(TRN)	595/DB	M240	20.205	STATEWIDE - HIGHWAY RESEARCH AND DEVELOPMENT PROGRAM, FFY 2013 (RESEARCH)	FHWA	211,596	211,596	various	52,899	kam Kin Sin, Scot Urada	587-2226, 587-2222	kam.kin.sin@hawaii.gov, scot.t.urada@hawaii.gov
D(TRN)	595/DB	LS1E	20.205	STATEWIDE - HIGHWAY SAFETY IMPROVEMENT PROGRAM FLEX FUNDING - 2013	FHWA	600,000	600,000	various	0	kam Kin Sin, Scot Urada	587-2226, 587-2222	kam.kin.sin@hawaii.gov, scot.t.urada@hawaii.gov
D(TRN)	595/DB	MS31	20.205	STATEWIDE - HIGHWAY SAFETY IMPROVEMENT PROGRAM FLEX FUNDING - 2014	FHWA	670,000	670,000	various	0	kam Kin Sin, Scot Urada	587-2226, 587-2222	kam.kin.sin@hawaii.gov, scot.t.urada@hawaii.gov
D(TRN)	595/DB	MS32	20.205	STATEWIDE - HIGHWAY SAFETY IMPROVEMENT PROGRAM FLEX FUNDING - 2015	FHWA	747,066	747,066	various	0	kam Kin Sin, Scot Urada	587-2226, 587-2222	kam.kin.sin@hawaii.gov, scot.t.urada@hawaii.gov
D(TRN)	595/DB	H490	20.205	STATEWIDE - JOB READINESS INTERNSHIP PROGRAM, FY 2014	FHWA	148	148	various	0	kam Kin Sin, Scot Urada	587-2226, 587-2222	kam.kin.sin@hawaii.gov, scot.t.urada@hawaii.gov



Department of Transportation-Highways Division  
Active Federal Awards as of December 1, 2014

Table 11

<u>State Expending Agency</u>	<u>Program ID</u>	<u>Award Number</u>	<u>CFDA Number</u>	<u>Award Description</u>	<u>Awarding Federal Agency</u>	<u>Award Amount</u>	<u>Award Amount Allocated to the Pgm ID in Column B</u>	<u>State Appropriation Symbol</u>	<u>State Fund Match (If Any)</u>	<u>Contact Name</u>	<u>Contact Phone</u>	<u>Contact Email</u>
D(TRN)	595/DB	L490	20.205	STATEWIDE - JOB READINESS INTERNSHIP PROGRAM, FY 2014	FHWA	4,814	4,814	various	0	kam Kin Sin, Scot Urada	587-2226, 587-2222	kam.kin.sin@hawaii.gov, scot.t.urada@hawaii.gov
D(TRN)	595/DB	L49E	20.205	STATEWIDE - JOB READINESS INTERNSHIP PROGRAM, FY 2014	FHWA	5,252	5,252	various	0	kam Kin Sin, Scot Urada	587-2226, 587-2222	kam.kin.sin@hawaii.gov, scot.t.urada@hawaii.gov
D(TRN)	595/DB	M490	20.205	STATEWIDE - JOB READINESS INTERNSHIP PROGRAM, FY 2014	FHWA	27,653	27,653	various	0	kam Kin Sin, Scot Urada	587-2226, 587-2222	kam.kin.sin@hawaii.gov, scot.t.urada@hawaii.gov
D(TRN)	595/DB	Q490	20.205	STATEWIDE - JOB READINESS INTERNSHIP PROGRAM, FY 2014	FHWA	385	385	various	0	kam Kin Sin, Scot Urada	587-2226, 587-2222	kam.kin.sin@hawaii.gov, scot.t.urada@hawaii.gov
D(TRN)	595/DB	M490	20.205	STATEWIDE - JOB READINESS PROGRAM, FY 2015	FHWA	36,655	36,655	various	0	kam Kin Sin, Scot Urada	587-2226, 587-2222	kam.kin.sin@hawaii.gov, scot.t.urada@hawaii.gov
D(TRN)	595/DB	M49S	20.205	STATEWIDE - NATIONAL SUMMER TRANSPORTATION INSTITUTE PROGRAM, FY 2014	FHWA	20,000	20,000	various	0	kam Kin Sin, Scot Urada	587-2226, 587-2222	kam.kin.sin@hawaii.gov, scot.t.urada@hawaii.gov
D(TRN)	595/DB	HU10	20.205	STATEWIDE - SAFE ROUTES TO SCHOOL PROGRAM, FFY 2014	FHWA	19,250	19,250	various	0	kam Kin Sin, Scot Urada	587-2226, 587-2222	kam.kin.sin@hawaii.gov, scot.t.urada@hawaii.gov
D(TRN)	595/DB	LU10	20.205	STATEWIDE - SAFE ROUTES TO SCHOOL PROGRAM, FFY 2014	FHWA	74,757	74,757	various	0	kam Kin Sin, Scot Urada	587-2226, 587-2222	kam.kin.sin@hawaii.gov, scot.t.urada@hawaii.gov
D(TRN)	595/DB	LU20	20.205	STATEWIDE - SAFE ROUTES TO SCHOOL PROGRAM, FFY 2014	FHWA	178,800	178,800	various	0	kam Kin Sin, Scot Urada	587-2226, 587-2222	kam.kin.sin@hawaii.gov, scot.t.urada@hawaii.gov
D(TRN)	595/DB	H550	20.205	STATEWIDE - STATE PLANNING AND RESEARCH, FY 2007	FHWA	2,622,807	2,622,807	various	3,100,702	kam Kin Sin, Scot Urada	587-2226, 587-2222	kam.kin.sin@hawaii.gov, scot.t.urada@hawaii.gov
D(TRN)	595/DB	H560	20.205	STATEWIDE - STATE PLANNING AND RESEARCH, FY 2007	FHWA	966,843	966,843	various	241,711	kam Kin Sin, Scot Urada	587-2226, 587-2222	kam.kin.sin@hawaii.gov, scot.t.urada@hawaii.gov
D(TRN)	595/DB	L560	20.205	STATEWIDE - STATE PLANNING AND RESEARCH, FY 2007	FHWA	402,510	402,510	various	535,107	kam Kin Sin, Scot Urada	587-2226, 587-2222	kam.kin.sin@hawaii.gov, scot.t.urada@hawaii.gov
D(TRN)	595/DB	Q560	20.205	STATEWIDE - STATE PLANNING AND RESEARCH, FY 2007	FHWA	333,157	333,157	various	83,289	kam Kin Sin, Scot Urada	587-2226, 587-2222	kam.kin.sin@hawaii.gov, scot.t.urada@hawaii.gov

Department of Transportation-Highways Division  
Active Federal Awards as of December 1, 2014

Table 11

<u>State Expending Agency</u>	<u>Program ID</u>	<u>Award Number</u>	<u>CFDA Number</u>	<u>Award Description</u>	<u>Awarding Federal Agency</u>	<u>Award Amount</u>	<u>Award Amount Allocated to the Pgm ID in Column B</u>	<u>State Appropriation Symbol</u>	<u>State Fund Match (If Any)</u>	<u>Contact Name</u>	<u>Contact Phone</u>	<u>Contact Email</u>
D(TRN)	595/DB	800	20.205	STATEWIDE - STATE PLANNING AND RESEARCH, FY 2012	FHWA	5,526	5,526	various	1,382	kam Kin Sin, Scot Urada	587-2226, 587-2222	kam.kin.sin@hawaii.gov, scot.t.urada@hawaii.gov
D(TRN)	595/DB	810	20.205	STATEWIDE - STATE PLANNING AND RESEARCH, FY 2012	FHWA	485	485	various	121	kam Kin Sin, Scot Urada	587-2226, 587-2222	kam.kin.sin@hawaii.gov, scot.t.urada@hawaii.gov
D(TRN)	595/DB	860	20.205	STATEWIDE - STATE PLANNING AND RESEARCH, FY 2012	FHWA	1,066	1,066	various	0	kam Kin Sin, Scot Urada	587-2226, 587-2222	kam.kin.sin@hawaii.gov, scot.t.urada@hawaii.gov
D(TRN)	595/DB	L55E	20.205	STATEWIDE - STATE PLANNING AND RESEARCH, FY 2012	FHWA	3,014,795	3,014,795	various	1,982,332	kam Kin Sin, Scot Urada	587-2226, 587-2222	kam.kin.sin@hawaii.gov, scot.t.urada@hawaii.gov
D(TRN)	595/DB	L56E	20.205	STATEWIDE - STATE PLANNING AND RESEARCH, FY 2012	FHWA	388,929	388,929	various	789,000	kam Kin Sin, Scot Urada	587-2226, 587-2222	kam.kin.sin@hawaii.gov, scot.t.urada@hawaii.gov
D(TRN)	595/DB	Q550	20.205	STATEWIDE - STATE PLANNING AND RESEARCH, FY 2012	FHWA	3,567	3,567	various	892	kam Kin Sin, Scot Urada	587-2226, 587-2222	kam.kin.sin@hawaii.gov, scot.t.urada@hawaii.gov
D(TRN)	595/DB	Q560	20.205	STATEWIDE - STATE PLANNING AND RESEARCH, FY 2012	FHWA	5	5	various	0	kam Kin Sin, Scot Urada	587-2226, 587-2222	kam.kin.sin@hawaii.gov, scot.t.urada@hawaii.gov
D(TRN)	595/DB	L55E	20.205	STATEWIDE - STATE PLANNING AND RESEARCH, FY 2013	FHWA	2,123,200	2,123,200	various	1,873,800	kam Kin Sin, Scot Urada	587-2226, 587-2222	kam.kin.sin@hawaii.gov, scot.t.urada@hawaii.gov
D(TRN)	595/DB	L56E	20.205	STATEWIDE - STATE PLANNING AND RESEARCH, FY 2013	FHWA	251,963	251,963	various	1,049,000	kam Kin Sin, Scot Urada	587-2226, 587-2222	kam.kin.sin@hawaii.gov, scot.t.urada@hawaii.gov
D(TRN)	595/DB	M550	20.205	STATEWIDE - STATE PLANNING AND RESEARCH, FY 2013	FHWA	1,947,744	1,947,744	various	479,436	kam Kin Sin, Scot Urada	587-2226, 587-2222	kam.kin.sin@hawaii.gov, scot.t.urada@hawaii.gov
D(TRN)	595/DB	M560	20.205	STATEWIDE - STATE PLANNING AND RESEARCH, FY 2013	FHWA	320,037	320,037	various	5,000	kam Kin Sin, Scot Urada	587-2226, 587-2222	kam.kin.sin@hawaii.gov, scot.t.urada@hawaii.gov
D(TRN)	595/DB	H550	20.205	STATEWIDE - STATE PLANNING AND RESEARCH, FY 2014	FHWA	96,269	96,269	various	24,067	kam Kin Sin, Scot Urada	587-2226, 587-2222	kam.kin.sin@hawaii.gov, scot.t.urada@hawaii.gov
D(TRN)	595/DB	L560	20.205	STATEWIDE - STATE PLANNING AND RESEARCH, FY 2014	FHWA	32,090	32,090	various	0	kam Kin Sin, Scot Urada	587-2226, 587-2222	kam.kin.sin@hawaii.gov, scot.t.urada@hawaii.gov

Department of Transportation-Highways Division  
Active Federal Awards as of December 1, 2014

Table 11

<u>State Expending Agency</u>	<u>Program ID</u>	<u>Award Number</u>	<u>CFDA Number</u>	<u>Award Description</u>	<u>Awarding Federal Agency</u>	<u>Award Amount</u>	<u>Award Amount Allocated to the Pgm ID in Column B</u>	<u>State Appropriation Symbol</u>	<u>State Fund Match (If Any)</u>	<u>Contact Name</u>	<u>Contact Phone</u>	<u>Contact Email</u>
D(TRN)	595/DB	M550	20.205	STATEWIDE - STATE PLANNING AND RESEARCH, FY 2014	FHWA	2,284,867	2,284,867	various	1,876,333	kam Kin Sin, Scot Urada	587-2226, 587-2222	kam.kin.sin@hawaii.gov, scot.t.urada@hawaii.gov
D(TRN)	595/DB	M560	20.205	STATEWIDE - STATE PLANNING AND RESEARCH, FY 2014	FHWA	268,910	268,910	various	620,787	kam Kin Sin, Scot Urada	587-2226, 587-2222	kam.kin.sin@hawaii.gov, scot.t.urada@hawaii.gov
D(TRN)	595/DB	MS31	20.205	STATEWIDE - STATE PLANNING AND RESEARCH, FY 2014	FHWA	1,765,000	1,765,000	various	0	kam Kin Sin, Scot Urada	587-2226, 587-2222	kam.kin.sin@hawaii.gov, scot.t.urada@hawaii.gov
D(TRN)	595/DB	33D0	20.205	STATEWIDE - STATEWIDE NOXIOUS INVASIVE PEST PROGRAM (SNIPP)	FHWA	318,885	318,885	various	79,721	kam Kin Sin, Scot Urada	587-2226, 587-2222	kam.kin.sin@hawaii.gov, scot.t.urada@hawaii.gov
D(TRN)	595/DB	L240	20.205	STATEWIDE - STATEWIDE NOXIOUS INVASIVE PEST PROGRAM (SNIPP)	FHWA	1,053,617	1,053,617	various	263,404	kam Kin Sin, Scot Urada	587-2226, 587-2222	kam.kin.sin@hawaii.gov, scot.t.urada@hawaii.gov
D(TRN)	595/DB	L24E	20.205	STATEWIDE - STATEWIDE NOXIOUS INVASIVE PEST PROGRAM (SNIPP)	FHWA	1,744,000	1,744,000	various	436,000	kam Kin Sin, Scot Urada	587-2226, 587-2222	kam.kin.sin@hawaii.gov, scot.t.urada@hawaii.gov
D(TRN)	595/DB	M240	20.205	STATEWIDE - STATEWIDE NOXIOUS INVASIVE PEST PROGRAM (SNIPP)	FHWA	1,027,498	1,027,498	various	256,875	kam Kin Sin, Scot Urada	587-2226, 587-2222	kam.kin.sin@hawaii.gov, scot.t.urada@hawaii.gov
D(TRN)	595/DB	L1CE	20.205	STATEWIDE - STRUCTURAL COUNTERMEASURES FOR SCOUR CRITICAL BRIDGES, STATEWIDE (P)	FHWA	1,626,078	1,626,078	various	406,520	kam Kin Sin, Scot Urada	587-2226, 587-2222	kam.kin.sin@hawaii.gov, scot.t.urada@hawaii.gov
D(TRN)	595/DB	L240	20.205	STATEWIDE - TRAFFIC COUNTING STATIONS AT VARIOUS LOCATIONS (CON)	FHWA	1,067,458	1,067,458	various	270,676	kam Kin Sin, Scot Urada	587-2226, 587-2222	kam.kin.sin@hawaii.gov, scot.t.urada@hawaii.gov
D(TRN)	595/DB	Q240	20.205	STATEWIDE - TRAFFIC COUNTING STATIONS AT VARIOUS LOCATIONS (CON)	FHWA	1,842,103	1,842,103	various	496,226	kam Kin Sin, Scot Urada	587-2226, 587-2222	kam.kin.sin@hawaii.gov, scot.t.urada@hawaii.gov
D(TRN)	595/DB	33D0	20.205	STATEWIDE - UPDATE EXISTING STATEWIDE PAVEMENT MANAGEMENT SYSTEM & PAVEMENT DESIGN MANUAL (P)	FHWA	688,914	688,914	various	637,515	kam Kin Sin, Scot Urada	587-2226, 587-2222	kam.kin.sin@hawaii.gov, scot.t.urada@hawaii.gov
D(TRN)	595/DB	21A0	20.205	STATEWIDE, 04/01/90 TO 03/30/92, DEVELOP & ADMINISTER CDL PROGRAM	FHWA	100,000	100,000	various	0	kam Kin Sin, Scot Urada	587-2226, 587-2222	kam.kin.sin@hawaii.gov, scot.t.urada@hawaii.gov
D(TRN)	595/DB	Q760	20.205	STATEWIDE; DESIGN MANUAL AND STANDARD PLANS UPDATE	FHWA	1,320,000	1,320,000	various	330,000	kam Kin Sin, Scot Urada	587-2226, 587-2222	kam.kin.sin@hawaii.gov, scot.t.urada@hawaii.gov

Department of Transportation-Highways Division  
Active Federal Awards as of December 1, 2014

Table 11

<u>State Expending Agency</u>	<u>Program ID</u>	<u>Award Number</u>	<u>CFDA Number</u>	<u>Award Description</u>	<u>Awarding Federal Agency</u>	<u>Award Amount</u>	<u>Award Amount Allocated to the Pgm ID in Column B</u>	<u>State Appropriation Symbol</u>	<u>State Fund Match (If Any)</u>	<u>Contact Name</u>	<u>Contact Phone</u>	<u>Contact Email</u>
D(TRN)	595/DB	800	20.205	STATEWIDE; PLANNING & RESEARCH, FY 2005	FHWA	706,427	706,427	various	176,607	kam Kin Sin, Scot Urada	587-2226, 587-2222	kam.kin.sin@hawaii.gov, scot.t.urada@hawaii.gov
D(TRN)	595/DB	810	20.205	STATEWIDE; PLANNING & RESEARCH, FY 2005	FHWA	496,623	496,623	various	124,156	kam Kin Sin, Scot Urada	587-2226, 587-2222	kam.kin.sin@hawaii.gov, scot.t.urada@hawaii.gov
D(TRN)	595/DB	860	20.205	STATEWIDE; PLANNING & RESEARCH, FY 2005	FHWA	153,722	153,722	various	38,431	kam Kin Sin, Scot Urada	587-2226, 587-2222	kam.kin.sin@hawaii.gov, scot.t.urada@hawaii.gov
D(TRN)	595/DB	H550	20.205	STATEWIDE; PLANNING & RESEARCH, FY 2005	FHWA	0	0	various	0	kam Kin Sin, Scot Urada	587-2226, 587-2222	kam.kin.sin@hawaii.gov, scot.t.urada@hawaii.gov
D(TRN)	595/DB	H560	20.205	STATEWIDE; PLANNING & RESEARCH, FY 2005	FHWA	230,202	230,202	various	57,550	kam Kin Sin, Scot Urada	587-2226, 587-2222	kam.kin.sin@hawaii.gov, scot.t.urada@hawaii.gov
D(TRN)	595/DB	Q550	20.205	STATEWIDE; PLANNING & RESEARCH, FY 2005	FHWA	588,129	588,129	various	2,146,810	kam Kin Sin, Scot Urada	587-2226, 587-2222	kam.kin.sin@hawaii.gov, scot.t.urada@hawaii.gov
D(TRN)	595/DB	Q560	20.205	STATEWIDE; PLANNING & RESEARCH, FY 2005	FHWA	107,592	107,592	various	26,898	kam Kin Sin, Scot Urada	587-2226, 587-2222	kam.kin.sin@hawaii.gov, scot.t.urada@hawaii.gov
D(TRN)	595/DB	L300	20.205	SURFACE TRANSPORTATION WORKFORCE DEVELOPMENT AND TRAINING	FHWA	54,050	54,050	various	0	kam Kin Sin, Scot Urada	587-2226, 587-2222	kam.kin.sin@hawaii.gov, scot.t.urada@hawaii.gov
D(TRN)	595/DB	L30E	20.205	SURFACE TRANSPORTATION WORKFORCE DEVELOPMENT AND TRAINING	FHWA	65,000	65,000	various	0	kam Kin Sin, Scot Urada	587-2226, 587-2222	kam.kin.sin@hawaii.gov, scot.t.urada@hawaii.gov
D(TRN)	595/DB	33D0	20.205	TECHNOLOGY TRANSFER AND TECHNICAL ASSISTANCE PROGRAM (RESEARCH), 2006	FHWA	465,000	465,000	various	341,000	kam Kin Sin, Scot Urada	587-2226, 587-2222	kam.kin.sin@hawaii.gov, scot.t.urada@hawaii.gov
D(TRN)	595/DB	L240	20.205	TECHNOLOGY TRANSFER AND TECHNICAL ASSISTANCE PROGRAM, 2010	FHWA	105,980	105,980	various	26,495	kam Kin Sin, Scot Urada	587-2226, 587-2222	kam.kin.sin@hawaii.gov, scot.t.urada@hawaii.gov
D(TRN)	595/DB	L560	20.205	TECHNOLOGY TRANSFER AND TECHNICAL ASSISTANCE PROGRAM, 2010	FHWA	115,010	115,010	various	28,753	kam Kin Sin, Scot Urada	587-2226, 587-2222	kam.kin.sin@hawaii.gov, scot.t.urada@hawaii.gov
D(TRN)	595/DB	L24E	20.205	TECHNOLOGY TRANSFER AND TECHNICAL ASSISTANCE PROGRAM, FY 2010 (RESEARCH)	FHWA	111,143	111,143	various	27,786	kam Kin Sin, Scot Urada	587-2226, 587-2222	kam.kin.sin@hawaii.gov, scot.t.urada@hawaii.gov

Department of Transportation-Highways Division  
Active Federal Awards as of December 1, 2014

Table 11

<u>State Expending Agency</u>	<u>Program ID</u>	<u>Award Number</u>	<u>CFDA Number</u>	<u>Award Description</u>	<u>Awarding Federal Agency</u>	<u>Award Amount</u>	<u>Award Amount Allocated to the Pgm ID in Column B</u>	<u>State Appropriation Symbol</u>	<u>State Fund Match (If Any)</u>	<u>Contact Name</u>	<u>Contact Phone</u>	<u>Contact Email</u>
D(TRN)	595/DB	L56E	20.205	TECHNOLOGY TRANSFER AND TECHNICAL ASSISTANCE PROGRAM, FY 2010 (RESEARCH)	FHWA	112,000	112,000	various	28,000	kam Kin Sin, Scot Urada	587-2226, 587-2222	kam.kin.sin@hawaii.gov, scot.t.urada@hawaii.gov
D(TRN)	595/DB	Q240	20.205	TECHNOLOGY TRANSFER AND TECHNICAL ASSISTANCE PROGRAM, FY 2010 (RESEARCH)	FHWA	376,800	376,800	various	100,200	kam Kin Sin, Scot Urada	587-2226, 587-2222	kam.kin.sin@hawaii.gov, scot.t.urada@hawaii.gov
D(TRN)	595/DB	L240	20.205	TECHNOLOGY TRANSFER AND TECHNICAL ASSISTANCE PROGRAM, FY 2011 (RESEARCH)	FHWA	110,400	110,400	various	27,600	kam Kin Sin, Scot Urada	587-2226, 587-2222	kam.kin.sin@hawaii.gov, scot.t.urada@hawaii.gov
D(TRN)	595/DB	L56E	20.205	TECHNOLOGY TRANSFER AND TECHNICAL ASSISTANCE PROGRAM, FY 2011 (RESEARCH)	FHWA	112,800	112,800	various	28,200	kam Kin Sin, Scot Urada	587-2226, 587-2222	kam.kin.sin@hawaii.gov, scot.t.urada@hawaii.gov
D(TRN)	595/DB	Q240	20.205	TRAFFIC COUNTING STATIONS AT VARIOUS LOCATIONS STATEWIDE, PHASE 2 (P)	FHWA	300,000	300,000	various	75,000	kam Kin Sin, Scot Urada	587-2226, 587-2222	kam.kin.sin@hawaii.gov, scot.t.urada@hawaii.gov
D (TRN)	597/AB	QN10	20.205	Blood Alcohol Content Incentive Grant Safety Program, 2002	FHWA	298,000	298,000	various		Kam Kin Sin, Scot Urada	587-2226, 587- 2222	kam.kin.sin@hawaii.gov, scot.t.urada@hawaii.gov
D (TRN)	597/AB	HN10	20.205	BLOOD ALCOHOL CONTENT INCENTIVE GRANT SAFETY PROGRAM, 2007	FHWA	189,000	189,000	various		Kam Kin Sin, Scot Urada	587-2226, 587- 2222	kam.kin.sin@hawaii.gov, scot.t.urada@hawaii.gov
D (TRN)	597/AB	QN10	20.205	BLOOD ALCOHOL CONTENT INCENTIVE GRANT SAFETY PROGRAM, 2007	FHWA	445,000	445,000	various		Kam Kin Sin, Scot Urada	587-2226, 587- 2222	kam.kin.sin@hawaii.gov, scot.t.urada@hawaii.gov
D (TRN)	597/AB	HN10	20.205	BLOOD ALCOHOL CONTENT INCENTIVE GRANT SAFETY PROGRAM, 2006	FHWA	700,000	700,000	various		Kam Kin Sin, Scot Urada	587-2226, 587- 2222	kam.kin.sin@hawaii.gov, scot.t.urada@hawaii.gov
D (TRN)	597/AB	QN10	20.205	BLOOD ALCOHOL CONTENT INCENTIVE GRANT SAFETY PROGRAM, 2006	FHWA	196,746	196,746	various		Kam Kin Sin, Scot Urada	587-2226, 587- 2222	kam.kin.sin@hawaii.gov, scot.t.urada@hawaii.gov
D (TRN)	597/AB	FM-CDL-0118- 13-01-00	20.232	CDL Improvement Program	FMCSA	76,094	76,094	S-XX-203-D	0	John Lovstedt	692-7655	john.lovstedt@hawaii.gov
D (TRN)	597/AB	EMW2011DL 00024	20.238	Driver License Security	FEMA	829,473	829,473	S-XX-203-D	0	John Lovstedt	692-7655	john.lovstedt@hawaii.gov
D (TRN)	597/AB	2160	20.205	FY 2005 COMMERCIAL DRIVERS LICENSE PROGRAM RECORDS AND MANAGEMENT SYSTEMS REVIEW; HAWAII	FHWA	98,940	98,940	various		John Lovstedt	692-7655	john.lovstedt@hawaii.gov
D (TRN)	597/AB	2A60	20.205	FY 2006 COMMERCIAL DRIVERS LICENSE PROGRAM RECORDS AND MANAGEMENT SYSTEMS REVIEW; HAWAII	FHWA	150,000	150,000	various		John Lovstedt	692-7655	john.lovstedt@hawaii.gov

Department of Transportation-Highways Division  
Active Federal Awards as of December 1, 2014

Table 11

<u>State Expending Agency</u>	<u>Program ID</u>	<u>Award Number</u>	<u>CFDA Number</u>	<u>Award Description</u>	<u>Awarding Federal Agency</u>	<u>Award Amount</u>	<u>Award Amount Allocated to the Pgm ID in Column B</u>	<u>State Appropriation Symbol</u>	<u>State Fund Match (If Any)</u>	<u>Contact Name</u>	<u>Contact Phone</u>	<u>Contact Email</u>
D (TRN)	597/AB	FM-MCG-0077-12-01-00	20.218	FY 2012 MCSAP Basic/Incentive	FMCSA	356,400	356,400	S-XX-203-D		Susan Chang	692-1657	Susan.Chang@hawaii.gov
D (TRN)	597/AB	FM-MCG-0077-14-01-00	20.218	FY 2014 MCSAP Basic/Incentive	FMCSA	745,734	745,734	S-XX-501-D	186,434	Susan Chang	692-1657	Susan.Chang@hawaii.gov
D (TRN)	597/AB	18X92045B0 HI13	20.616	MAP 21 405b Occupant Protection High Belt Use	DOT	454,872	454,872	S-13-206-D		Lianne Yamamoto	587-6315 587-6300	lianne.yamamoto@hawaii.gov
D (TRN)	597/AB	18X92045B0 HI14	20.616	MAP 21 405b Occupant Protection High Belt Use	DOT	114,714	114,714	S-14-206-D		Lianne Yamamoto	587-6315 587-6300	lianne.yamamoto@hawaii.gov
D (TRN)	597/AB	18X92045B0 HI15	20.600	MAP-21 405b Occupant Protection High Belt Use	DOT	TBD	468,260	S-14-206D, S-15-206-D		Lianne Yamamoto	587-6315 587-6300	lianne.yamamoto@hawaii.gov
D (TRN)	597/AB	18X92045C0 HI13	20.616	MAP 21 405c Data Program	DOT	387,783	387,783	S-13-206-D		Lianne Yamamoto	587-6315 587-6300	lianne.yamamoto@hawaii.gov
D (TRN)	597/AB	18X92045C0 HI14	20.616	MAP 21 405c Data Program	DOT	100,668	100,668	S-14-206-D		Lianne Yamamoto	587-6315 587-6300	lianne.yamamoto@hawaii.gov
D (TRN)	597/AB	18X92045C0 HI15	20.600	MAP-21 405c Data Program	DOT	TBD	410,930	S-14-206D, S-15-206-D		Lianne Yamamoto	587-6315 587-6300	lianne.yamamoto@hawaii.gov
D (TRN)	597/AB	18X92045D0 HI13	20.616	MAP 21 405d Impaired Driving Mid	DOT	1,104,028	1,104,028	S-13-206-D		Lianne Yamamoto	587-6315 587-6300	lianne.yamamoto@hawaii.gov
D (TRN)	597/AB	18X92045D0 HI14	20.616	MAP 21 405d Impaired Driving Mid	DOT	314,659	314,659	S-14-206-D		Lianne Yamamoto	587-6315 587-6300	lianne.yamamoto@hawaii.gov
D (TRN)	597/AB	18X92045D0 HI15	20.600	MAP-21 405d Impaired Driving Mid	DOT	TBD	1,103,746	S-14-206D, S-15-206-D		Lianne Yamamoto	587-6315 587-6300	lianne.yamamoto@hawaii.gov
D (TRN)	597/AB	18X92045F0 HI13	20.616	MAP 21 405f Motorcycle Programs	DOT	34,585	34,585	S-13-206-D		Lianne Yamamoto	587-6315 587-6300	lianne.yamamoto@hawaii.gov
D (TRN)	597/AB	18X92045F0 HI14	20.616	MAP 21 405f Motorcycle Programs	DOT	9,926	9,926	S-14-206-D		Lianne Yamamoto	587-6315 587-6300	lianne.yamamoto@hawaii.gov
D (TRN)	597/AB	18X92045F0 HI15	20.600	MAP-21 405f Motorcycle Programs	DOT	TBD	34,820	S-14-206D, S-15-206-D		Lianne Yamamoto	587-6315 587-6300	lianne.yamamoto@hawaii.gov
D (TRN)	597/AB	EMW-2013-SS-APP-00003	20.238	Real ID Program	FEMA	25,000	25,000	S-XX-203-D	0	John Lovstedt	692-7655	john.lovstedt@hawaii.gov
D (TRN)	597/AB	18X9202100 HI11	20.612	Section 2010 Motorcyclist Safety Grants	DOT	1,918	1,918	S-11-206-D		Lianne Yamamoto	587-6315 587-6300	lianne.yamamoto@hawaii.gov
D (TRN)	597/AB	18X9202100 HI12	20.612	Section 2010 Motorcyclist Safety Grants	DOT	100,000	100,000	S-12-206-D		Lianne Yamamoto	587-6315 587-6300	lianne.yamamoto@hawaii.gov
D (TRN)	597/AB	18X9204020 HI12	20.600	Section 402 State Highway Safety Programs	DOT	856,570	856,570	S-12-206-D		Lianne Yamamoto	587-6315 587-6300	lianne.yamamoto@hawaii.gov
D (TRN)	597/AB	18X9204020 HI13	20.600	Section 402 State Highway Safety Programs	DOT	1,756,253	1,756,253	S-13-206-D		Lianne Yamamoto	587-6315 587-6300	lianne.yamamoto@hawaii.gov
D (TRN)	597/AB	18X9204020 HI15	20.600	MAP-21 402	DOT	TBD	1,742,775	S-14-206D, S-15-206-D	94,500	Lianne Yamamoto	587-6315 587-6300	lianne.yamamoto@hawaii.gov
D (TRN)	597/AB	18X92045B0 HI14	20.600	Section 402 State Highway Safety Programs	DOT	496,696	496,696	S-14-206-D		Lianne Yamamoto	587-6315 587-6300	lianne.yamamoto@hawaii.gov
D (TRN)	597/AB	18X9204080 HI11	20.610	Section 408 State Traffic Safety Information System Improvement Grants	DOT	500,000	500,000	S-11-206-D		Lianne Yamamoto	587-6315 587-6300	lianne.yamamoto@hawaii.gov
D (TRN)	597/AB	18X9204080 HI12	20.610	Section 408 State Traffic Safety Information System Improvement Grants	DOT	500,000	500,000	S-12-206-D		Lianne Yamamoto	587-6315 587-6300	lianne.yamamoto@hawaii.gov
D (TRN)	597/AB	N/A	20.610	Section 408 State Traffic Safety Information System Improvement Grants	DOT	324,576	324,576	S-14-206-D, S-15-206-D		Lianne Yamamoto	587-6315 587-6300	lianne.yamamoto@hawaii.gov
D (TRN)	597/AB	N/A	20.610	Section 408 State Traffic Safety Information System Improvement Grants	DOT	500,000	500,000	S-14-206-D, S-15-206-D		Lianne Yamamoto	587-6315 587-6300	lianne.yamamoto@hawaii.gov

Department of Transportation-Highways Division  
Active Federal Awards as of December 1, 2014

Table 11

<u>State Expending Agency</u>	<u>Program ID</u>	<u>Award Number</u>	<u>CFDA Number</u>	<u>Award Description</u>	<u>Awarding Federal Agency</u>	<u>Award Amount</u>	<u>Award Amount Allocated to the Pgm ID in Column B</u>	<u>State Appropriation Symbol</u>	<u>State Fund Match (If Any)</u>	<u>Contact Name</u>	<u>Contact Phone</u>	<u>Contact Email</u>
D (TRN)	597/AB	N/A	20.610	Section 408 State Traffic Safety Information System Improvement Grants	DOT	324,576	324,576	S-09-206-D		Lianne Yamamoto	587-6315 587-6300	<a href="mailto:lianne.yamamoto@hawaii.gov">lianne.yamamoto@hawaii.gov</a>
D (TRN)	597/AB	N/A	20.610	Section 408 State Traffic Safety Information System Improvement Grants	DOT	500,000	500,000	S-10-206-D		Lianne Yamamoto	587-6315 587-6300	<a href="mailto:lianne.yamamoto@hawaii.gov">lianne.yamamoto@hawaii.gov</a>
D (TRN)	597/AB	18X9204100 HI12	20.601	Section 410 Alcohol-Impaired Driving Countermeasures Incentive Grants	DOT	950,974	950,974	S-12-206-D		Lianne Yamamoto	587-6315 587-6300	<a href="mailto:lianne.yamamoto@hawaii.gov">lianne.yamamoto@hawaii.gov</a>
D (TRN)	597/AB	5G20	20.205	SOCIAL SECURITY NUMBER VERIFICATION PROJECT; COMMERCIAL DRIVER'S LICENSE (CDL) PROGRAM - HAWAII	FHWA	46,586	46,586	various		John Lovstedt	692-7655	<a href="mailto:john.lovstedt@hawaii.gov">john.lovstedt@hawaii.gov</a>
D (TRN)	597/AB	21M0	20.205	STATE OF HAWAII, FY 2005 PERFORMANCE AND REGISTRATION INFORMATION SYSTEMS MANAGEMENT (PRISM) PROGRAM	FHWA	500,000	500,000	various	0	John Lovstedt	692-7655	<a href="mailto:john.lovstedt@hawaii.gov">john.lovstedt@hawaii.gov</a>
D (TRN)	597/AB	21A0	20.205	STATEWIDE, 04/01/90 TO 03/30/92, DEVELOP & ADMINISTER CDL PROGRAM	FHWA	100,000	100,000	various		John Lovstedt	692-7655	<a href="mailto:john.lovstedt@hawaii.gov">john.lovstedt@hawaii.gov</a>

Department of Transportation-Highways Division  
Non-General Funds

Table 12

<u>Name of Fund</u>	<u>Purpose</u>	<u>Statutory Reference</u>	<u>MOF</u>	<u>Beginning FY15</u>	<u>Estimated FY15</u>	<u>Estimated FY15</u>	<u>Estimated FY15</u>	<u>Estimated FY15</u>	<u>Balance in Excess of Program Needs</u>
				<u>Unencumbered Cash Balance (Note 1)</u>	<u>Revenues</u>	<u>Expenditures and Encumbrances</u>	<u>Net Transfers</u>	<u>Ending Unencumbered Cash Balance</u>	
Revenue Bonds	The funds support the Division's capital improvements program.	ACT 252 SLH 1994 ACT 287 SLH 1996 ACT 116 SLH 1998 ACT 259 SLH 2001	Revenue Bonds Funds	\$ (145,356,902)	\$ 120,017,125	\$ 119,810,931	\$ -	\$ 4,356,498	none
Federal Operating Allotment	The funds support the Division's federal-aid operation and maintenance projects.	FHS Act PL 89-564, 1966/HRS 286-2	Other Federal Funds	\$ 11,163,476	\$ 5,000,000	\$ 11,500,000	\$ -	\$ 9,068,634	none
State CIP	The funds support the Division's capital improvements program.	A200/SL 03, A178/SL 05, A200/SL 03	Special Funds	\$ (14,530,453)	\$ -	\$ 17,792,829	\$ -	\$ (14,402,824)	none
Federal CIP	The funds support the Division's federal-aid capital improvements projects.	Title 23 U.S.C. As Amended	Other Federal Funds	\$ (518,610,133)	\$ 110,000,000	\$ 433,447,356	\$ -	\$ (239,706,780)	none
Revolving & OHA	These funds are set up primarily for fiscal accounting and/or operational purposes.	Non Lapsing	Revolving Funds	\$ 40,465,816	\$ 48,052,000	\$ 58,600,000	\$ -	\$ 29,961,241	none
State Operating Allotment	The funds are used for acquisition, planning, design, construction, operation, operation, repair and maintenance of the State Highway System.	HRS 243-4 HRS 249-31 HRS 249-33 ACT 223 SLH 1999	Special Funds	\$ (8,371,535)	\$ 261,578,000	\$ 386,911,000	\$ -	\$ (13,572,456)	none
Operating Trust	These funds (including special deposits) are set up primarily for fiscal accounting and/or operational purposes.	Non Lapsing	Trust Funds	\$ 7,178,707	\$ 2,537,500	\$ 12,575,850	\$ -	\$ 7,285,803	none
Notes: 1. "Unencumbered Cash Balance" equals cash balance minus encumbrances.									



Department of Transportation-Highways Division  
Vacancy Report as of November 30, 2014

Table 13

Prog ID	Sub-Org	Date of Vacancy	Expected Fill Date	Position Number	Position Title	Exempt (Y/N)	SR Level	BU Code	Perm Temp (P/T)	FTE	MOF	Budgeted Amount	Actual Salary Last Paid	Authority to Hire (Y/N)	Occupied by 89 Day Hire (Y/N)	# of 89 Hire Appts	Describe if Filled by other Means	Priority # to Retain
TRN 595	DB	05/01/14	Unknown	02485	RIGHT OF WAY MANAGER	N	EM07	35	P	1.00	B	\$82,272	\$94,716	Y	N		N/A	1
TRN 595	DB	05/31/14	Unknown	2484	ACCOUNTANT V	N	SR-24	23	P	1.00	B	\$53,364	\$62,424	Y	N		N/A	2
TRN 595	DB	10/01/14	Unknown	10638	ENGINEER (CIVIL) VI	N	SR-28	23	P	1.00	B	\$64,920	\$85,416	Y	N		N/A	3
TRN 595	DB	09/30/14	Unknown	6570	ENGINEER (CIVIL) VI	N	SR-28	23	P	1.00	B	\$64,920	\$73,032	Y	N		N/A	4
TRN 531	DF	05/16/14	Unknown	116724	ENGINEER (CIVIL) VI	N	SR-28	23	P	1.00	B	\$64,920	\$64,920	Y	N		N/A	5
TRN 511	DD	12/30/13	Unknown	08611	HWY CONST & MTNCE SPVR IV	N	F3-10	02	P	1.00	B	\$60,744	\$59,556	Y	N		N/A	6
TRN 531	DF	01/02/14	Unknown	27247	ELEC TRAFFIC SIGN TECH	N	BC-15	01	P	1.00	B	\$58,956	\$56,676	Y	N		N/A	7
TRN 501	DC	05/23/12	Unknown	47168	TUNNEL MTNCE TECH III	N	BC-15	01	P	1.00	B	\$58,956	\$26,688	Y	N		N/A	8
TRN 501	DC	10/01/13	Unknown	16842	ENGINEER (CIVIL) V	N	SR-26	23	P	1.00	B	\$57,720	\$73,044	Y	N		N/A	9
TRN 595	DB	08/01/13	Unknown	113225	ENGINEER (CIVIL) V	N	SR-26	13	P	1.00	B	\$57,720	\$55,500	Y	N		N/A	10
TRN 595	DB	12/01/14	Unknown	06464	ENGINEER (CIVIL) V	N	SR-26	13	P	1.00	B	\$57,720	\$67,512	Y	N		N/A	11
TRN 595	DB	10/01/13	Unknown	10193	ENGINEER (CIVIL) V	N	SR-26	13	P	1.00	B	\$57,720	\$55,500	Y	N		N/A	12
TRN 595	DB	01/16/09	Unknown	3482	ENGINEER (CIVIL) IV	N	SR-24	13	P	1.00	B	\$57,720	\$51,312	Y	N		N/A	13
TRN 561	DG	11/30/13	Unknown	10534	ENGINEER (CIVIL) V	N	SR-26	23	P	1.00	B	\$57,720	\$55,500	Y	Y	1	N/A	14
TRN 595	DB	03/02/09	Unknown	49170	ENGINEER (CIVIL) IV	N	SR-24	13	P	1.00	B	\$57,720	\$55,500	Y	Y	8	N/A	15
TRN 595	DB	08/19/13	Unknown	22133	ENGINEER (CIVIL) V	N	SR-26	23	P	1.00	B	\$57,720	\$64,920	Y	N		N/A	16
TRN 511	DD	07/01/14	Unknown	991401	BRIDGE MTNCE SUPVSR I	N	F1-11	02	P	1.00	B	\$55,728	\$55,728	Y	N		N/A	17
TRN 595	DB	01/02/13	Unknown	43246	ENGINEER (CIVIL) V	N	SR-26	13	P	1.00	B	\$57,720	\$48,048	Y	N		N/A	18
TRN 561	DG	09/02/14	Unknown	01332	HWY CONSTR & MTNCE SUPVR	N	F1-10	02	P	1.00	B	\$53,592	\$53,592	Y	N		N/A	19
TRN 531	DF	01/01/14	Unknown	01166	HWY CONST & MTNCE SUPV II	N	F1-10	02	P	1.00	B	\$53,592	\$52,536	Y	N		N/A	20
TRN 531	DM	10/01/14	Unknown	1161	HWY CONST & MTNCE SUPV II	N	F1-10	02	P	1.00	B	\$53,592	\$54,660	Y	N		N/A	21
TRN 511	DD	12/31/12	Unknown	45870	ENGINEER (CIVIL) IV	N	SR-24	13	P	1.00	B	\$53,364	\$57,708	Y	N		N/A	22
TRN 511	DD	06/17/13	Unknown	19144	ENGINEER (CIVIL) IV	N	SR-24	13	P	1.00	B	\$53,364	\$45,576	Y	N		N/A	23
TRN 501	DC	11/01/12	Unknown	7603	ENGINEER (CIVIL) IV	N	SR-24	13	P	1.00	B	\$53,364	\$45,576	Y	N		N/A	24
TRN 595	DB	02/01/13	Unknown	7602	ENGINEER (CIVIL) IV	N	SR-24	13	P	1.00	B	\$53,364	\$47,412	Y	N		N/A	25
TRN 595	DB	06/02/14	Unknown	7846	ENGINEER (CIVIL) IV	N	SR-24	13	P	1.00	B	\$53,364	\$53,364	Y	N		N/A	26
TRN 511	DD	08/16/12	Unknown	11860	ENGINEER (CIVIL) IV	N	SR-24	13	P	1.00	B	\$53,364	\$53,352	Y	N		N/A	27
TRN 595	DB	02/05/14	Unknown	02519	ENGINEER (CIVIL) IV	N	SR-24	13	P	1.00	B	\$53,364	\$47,400	Y	N		N/A	28
TRN 501	DC	01/02/14	Unknown	11808	ENGINEER (CIVIL) IV	N	SR-24	13	P	1.00	B	\$53,364	\$67,512	Y	N		N/A	29
TRN 595	DB	07/06/12	Unknown	10618	ENGINEER (CIVIL) IV	N	SR-24	13	P	1.00	B	\$53,364	\$45,576	Y	N		N/A	30
TRN 501	DC	01/20/09	Unknown	47069	ENGINEER (MECHANICAL) IV	N	SR-24	13	P	1.00	B	\$53,364	\$34,404	Y	N		N/A	31
TRN 595	DB	12/11/12	Unknown	9666	PLANNER V	N	SR-24	13	P	1.00	B	\$53,364	\$51,312	Y	N		N/A	32
TRN 595	DB	07/01/13	Unknown	991301	ENGINEER (CIVIL) IV	N	SR-24	13	P	1.00	B	\$53,364	\$0	Y	N		N/A	33
TRN 595	DB	07/16/14	Unknown	10760	ENGINEER (CIVIL) IV	N	SR-24	13	P	1.00	B	\$53,364	\$62,424	Y	N		N/A	34
TRN 595	DB	07/01/13	Unknown	991302	ENGINEER (CIVIL) IV	N	SR-24	13	P	1.00	B	\$53,364	\$0	Y	N		N/A	35
TRN 595	DB	09/04/12	Unknown	2499	ENGINEER (CIVIL) IV	N	SR-24	13	P	1.00	B	\$53,364	\$51,312	Y	N		N/A	36
TRN 595	DB	08/28/12	Unknown	9922	ENGINEER (CIVIL) IV	N	SR-24	13	P	1.00	B	\$53,364	\$45,576	Y	N		N/A	37
TRN 531	DF	12/31/12	Unknown	5307	ENGINEER (CIVIL) IV	N	SR-24	13	P	1.00	B	\$53,364	\$57,708	Y	N		N/A	38
TRN 531	DF	12/31/12	Unknown	1291	ENGINEER (CIVIL) IV	N	SR-24	13	P	1.00	B	\$53,364	\$73,044	Y	N		N/A	39
TRN 501	DC	11/1/2013	Unknown	08734	ENGINEER (CIVIL) IV	N	SR-24	13	P	1.00	B	\$53,364	\$47,400	Y	N		N/A	40
TRN 501	DC	4/16/2014	Unknown	03814	ENGINEER (CIVIL) IV	N	SR-24	13	P	1.00	B	\$53,364	\$53,364	Y	N		N/A	41
TRN 501	DC	8/1/2014	Unknown	19142	ENGINEER (CIVIL) IV	N	SR-24	13	P	1.00	B	\$53,364	\$62,424	Y	N		N/A	42
TRN 501	DC	12/02/14	Unknown	7684	ENGINEER (CIVIL) IV	N	SR-24	13	P	1.00	B	\$53,364	\$40,548	Y	N		N/A	43
TRN 501	DC	07/12/14	Unknown	8506	ENGINEER (CIVIL) IV	N	SR-24	13	P	1.00	B	\$53,364	\$49,308	Y	N		N/A	44
TRN 595	DB	11/01/11	Unknown	10370	ENGINEER (CIVIL) V	N	SR-26	13	P	1.00	B	\$57,720	\$75,108	Y	N		N/A	45

Department of Transportation-Highways Division  
Vacancy Report as of November 30, 2014

Table 13

Prog ID	Sub-Org	Date of Vacancy	Expected Fill Date	Position Number	Position Title	Exempt (Y/N)	SR Level	BU Code	Perm Temp (P/T)	FTE	MOF	Budgeted Amount	Actual Salary Last Paid	Authority to Hire (Y/N)	Occupied by 89 Day Hire (Y/N)	# of 89 Hire Appts	Describe if Filled by other Means	Priority # to Retain
TRN 501	DC	06/14/14	Unknown	22785	PLUMBER II	N	WS-10	01	P	1.00	B	\$51,960	\$50,940	Y	N		N/A	46
TRN 501	DC	02/15/14	Unknown	10453	PERSONNEL CLERK III	N	SR-09	03	P	1.00	B	\$27,768	\$26,700	Y	N		N/A	47
TRN 531	DF	09/01/14	Unknown	27250	BRIDGE MTNCE WORKER I	N	BC-11	01	P	1.00	B	\$50,856	\$49,860	Y	N		N/A	48
TRN 501	DC	04/01/14	Unknown	2676	HVY VEH/CONSTR EQUIP MECH I	N	BC-11	01	P	1.00	B	\$50,856	\$48,888	Y	N		N/A	49
TRN 501	DC	11/01/14	Unknown	22792	BRIDGE MTNCE WKR I	N	BC-11	01	P	1.00	B	\$50,856	\$50,856	Y	N		N/A	50
TRN 511	DD	10/16/12	Unknown	08612	BRIDGE MTNCE WKR I	N	BC-11	01	P	1.00	B	\$50,856	\$47,928	Y	N		N/A	51
TRN 511	DD	08/01/14	Unknown	08614	BRIDGE MTNCE WKR I	N	BC-11	01	P	1.00	B	\$50,856	\$49,860	Y	N		N/A	52
TRN 511	DD	09/22/13	Unknown	09597	BRIDGE MTNCE WKR I	N	BC-11	01	P	1.00	B	\$50,856	\$47,928	Y	N		N/A	53
TRN 511	DD	11/01/14	Unknown	37170	HEAVY EQUIPMENT OPERATOR	N	BC-10	01	P	1.00	B	\$49,068	\$49,068	Y	N		N/A	54
TRN 595	DB	02/01/14	Unknown	12169	ACCOUNT CLERK II	N	SR-08	03	P	1.00	B	\$26,700	\$26,700	Y	Y	1	N/A	55
TRN 595	DB	05/11/13	Unknown	7489	HIST RESOURCE SPEC (ARCH)	N	SR-22	13	P	1.00	B	\$47,400	\$45,576	Y	N		N/A	56
TRN 597	AB	01/01/13	Unknown	2625	HWY SAFETY SPEC.	N	SR-22	13	P	1.00	B	\$47,400	\$45,576	Y	Y	1	N/A	57
TRN 595	DB	01/16/14	Unknown	06766	RIGHT OF WAY AGENT IV	N	SR-22	13	P	1.00	B	\$47,400	\$55,488	Y	Y	4	N/A	58
TRN 595	DB	09/15/14	Unknown	112852	ACCOUNTANT IV	N	SR-22	13	P	1.00	B	\$47,400	\$57,720	Y	N		N/A	59
TRN 595	DB	04/16/12	Unknown	10811	RIGHT OF WAY AGENT IV	N	SR-22	13	P	1.00	B	\$47,400	\$45,576	Y	N		N/A	60
TRN 597	AB	01/01/13	Unknown	116906	HWY SAFETY SPEC.	N	SR-22	13	P	1.00	B	\$47,400	\$45,576	Y	N		N/A	61
TRN 595	DB	07/21/14	Unknown	10444	RIGHT OF WAY AGENT IV	N	SR-22	13	P	1.00	B	\$47,400	\$47,400	Y	N		N/A	62
TRN 595	DB	12/31/13	Unknown	06426	LAND BOUNDARY SUR III	N	SR-22	13	P	1.00	B	\$47,400	\$64,920	Y	N		N/A	63
TRN 597	AB	07/01/14	Unknown	23417	HWY SAFETY SPEC.	N	SR-22	13	P	1.00	B	\$47,400	\$70,188	Y	N		N/A	64
TRN 501	DC	12/31/13	Unknown	07845	LAND SURVEYOR III	N	SR-22	13	P	1.00	B	\$47,400	\$53,352	Y	N		N/A	65
TRN 501	DC	08/01/14	Unknown	28090	EQUIPMENT OPERATOR III	N	BC-09	01	P	1.00	B	\$47,268	\$46,344	Y	N		N/A	66
TRN 511	DD	05/01/14	Unknown	07520	EQUIPMENT OPERATOR III	N	BC-09	01	P	1.00	B	\$47,268	\$45,344	Y	N		N/A	67
TRN 511	DD	04/01/10	Unknown	08589	EQUIPMENT OPERATOR III	N	BC-09	01	P	1.00	B	\$47,268	\$44,544	Y	N		N/A	68
TRN 511	DD	02/03/14	Unknown	10836	EQUIPMENT OPERATOR III	N	BC-09	01	P	1.00	B	\$47,268	\$45,432	Y	N		N/A	69
TRN 511	DD	11/01/14	Unknown	37169	EQUIPMENT OPERATOR III	N	BC-09	01	P	1.00	B	\$47,268	\$47,268	Y	N		N/A	70
TRN 597	AB	05/01/14	Unknown	28806	MOT CARRIER SAF OFFCR V	N	SR-22	04	P	1.00	B	\$46,188	\$48,048	Y	N		N/A	71
TRN 501	DC	09/16/14	Unknown	06708	HWY CONSTR INSP V	N	SR-21	04	P	1.00	B	\$44,388	\$60,780	Y	N		N/A	72
TRN 501	DC	06/01/14	Unknown	3731	HWY MTNCE SUPV I	N	F1-05	02	P	1.00	B	\$43,956	\$43,944	Y	N		N/A	73
TRN 511	DD	10/01/14	Unknown	1358	HWY MNTNCE SUPV I	N	F1-05	02	P	1.00	B	\$43,956	\$46,668	Y	N		N/A	74
TRN 595	DB	12/01/13	Unknown	12675	RESEARCH STATISTICIAN III	N	SR-20	13	P	1.00	B	\$43,812	\$60,012	Y	Y	1	N/A	75
TRN 595	DB	11/03/14	Unknown	6749	AUDITOR III	N	SR-20	13	P	1.00	B	\$43,812	\$49,308	Y	N		N/A	76
TRN 595	DB	08/01/13	Unknown	12386	RESEARCH STATISTICIAN III	N	SR-20	13	P	1.00	B	\$43,812	\$45,576	Y	N		N/A	77
TRN 595	DB	06/22/13	Unknown	03485	LAND BOUNDARY SUR II	N	SR-20	13	P	1.00	B	\$43,812	\$49,332	Y	N		N/A	78
TRN 501	DC	05/01/14	Unknown	02699	HEAVY TRUCK DRIVER	N	BC-07	01	P	1.00	B	\$42,420	\$41,592	Y	N		N/A	79
TRN 511	DD	04/16/13	Unknown	01207	HEAVY TRUCK DRIVER	N	BC-07	01	P	1.00	B	\$42,420	\$39,972	Y	N		N/A	80
TRN 595	DB	12/31/13	Unknown	10194	DRAFTING TECH (CART) VII	N	SR-19	04	P	1.00	B	\$41,064	\$60,744	Y	Y	1	N/A	81
TRN 595	DB	07/16/12	Unknown	10646	ENGINEERING TECH VII	N	SR-19	04	P	1.00	B	\$41,064	\$26,700	Y	N		N/A	82
TRN 531	DF	05/02/14	Unknown	4591	HWY CONSTR INSP IV	N	SR-19	03	P	1.00	B	\$41,064	\$31,212	Y	N		N/A	83
TRN 531	DF	07/01/14	Unknown	1144	HWY CONSTR INSP IV	N	SR-19	03	P	1.00	B	\$41,064	\$30,036	Y	N		N/A	84
TRN 501	DC	04/12/14	Unknown	02496	HWY CONSTR INSP IV	N	SR-19	03	P	1.00	B	\$41,064	\$30,036	Y	N		N/A	85
TRN 501	DC	03/29/14	Unknown	10581	HWY CONSTR INSP IV	N	SR-19	03	P	1.00	B	\$41,064	\$48,048	Y	N		N/A	86
TRN 501	DC	03/13/14	Unknown	19145	HWY CONSTR INSP IV	N	SR-19	03	P	1.00	B	\$41,064	\$30,036	Y	N		N/A	87
TRN 511	DD	06/01/12	Unknown	1328	TRAF STRIP MACH OPTR II	N	BC-06	01	P	1.00	B	\$40,788	\$38,436	Y	N		N/A	88
TRN 561	DG	11/16/13	Unknown	11437	LAND SURVEYOR I	N	SR-18	13	P	1.00	B	\$40,548	\$40,020	Y	N		N/A	89
TRN 595	DB	06/16/14	Unknown	10575	LAND BOUNDARY SUR I	N	SR-18	13	P	1.00	B	\$40,548	\$40,548	Y	N		N/A	90
TRN 597	AB	08/01/12	Unknown	42771	MOT CARRIER SAF OFFCR III	N	SR-18	03	P	1.00	B	\$39,492	\$58,440	Y	N		N/A	91

Department of Transportation-Highways Division  
Vacancy Report as of November 30, 2014

Table 13

Prog ID	Sub-Org	Date of Vacancy	Expected Fill Date	Position Number	Position Title	Exempt (Y/N)	SR Level	BU Code	Perm Temp (P/T)	FTE	MOF	Budgeted Amount	Actual Salary Last Paid	Authority to Hire (Y/N)	Occupied by 89 Day Hire (Y/N)	# of 89 Day Appts	Describe if Filled by other Means	Priority # to Retain
TRN 597	AB	10/01/14	Unknown	39576	MOT CARRIER SAF OFFCR III	N	SR-18	03	P	1.00	B	\$39,492	\$58,416	Y	N		N/A	92
TRN 511	DD	12/31/13	Unknown	52863	SIGN PAINTER HLPR	N	BC-05	01	P	1.00	B	\$39,228	\$37,704	Y	N		N/A	93
TRN 511	DD	12/30/13	Unknown	01261	TRUCK DRIVER LABORER	N	BC-05	01	P	1.00	B	\$39,228	\$37,704	Y	N		N/A	94
TRN 531	DF	01/02/14	Unknown	16942	AUTO MECH HLPR	N	BC-05	01	P	1.00	B	\$39,228	\$37,704	Y	N		N/A	95
TRN 511	DD	02/18/14	Unknown	37125	TRUCK DRIVER LABORER	N	BC-05	01	P	1.00	B	\$39,228	\$37,704	Y	N		N/A	96
TRN 501	DC	03/21/14	Unknown	11612	AUTO MECH HLPR	N	BC-05	01	P	1.00	B	\$39,228	\$38,460	Y	N		N/A	97
TRN 595	DB	01/16/13	Unknown	10095	ENGINEERING TECH VI	N	SR-17	3	P	1.00	B	\$37,980	\$33,228	Y	N		N/A	98
TRN 511	DD	01/16/14	Unknown	3654	HWY CONSTR INSP III	N	SR-17	03	P	1.00	B	\$37,980	\$48,048	Y	N		N/A	99
TRN 595	DB	01/02/14	Unknown	10641	ENGINEERING TECH VI	N	SR-17	03	P	1.00	B	\$37,980	\$27,756	Y	N		N/A	100
TRN 595	DB	04/01/14	Unknown	10173	DRAFTING TECH (ENG) VI	N	SR-17	03	P	1.00	B	\$37,980	\$28,836	Y	N		N/A	101
TRN 595	DB	01/16/13	Unknown	7983	ENGINEERING TECH VI	N	SR-17	03	P	1.00	B	\$37,980	\$44,412	Y	Y	1	N/A	102
TRN 595	DB	08/19/13	Unknown	06428	DRAFTING TECH (ENGR) VI	N	SR-17	03	P	1.00	B	\$37,980	\$27,756	Y	N		N/A	103
TRN 595	DB	12/31/13	Unknown	7538	DRAFTING TECH (CART) VI	N	SR-17	03	P	1.00	B	\$37,980	\$51,936	Y	N		N/A	104
TRN 531	DF	07/16/12	Unknown	02682	HWY CONSTR INSP III	N	SR-17	03	P	1.00	B	\$37,980	\$36,516	Y	N		N/A	105
TRN 595	DB	01/01/14	Unknown	01368	DRAFTING TECH (ENGR) VI	N	SR-17	03	P	1.00	B	\$37,980	\$37,968	Y	N		N/A	106
TRN 595	DB	05/01/00	Unknown	10190	DRAFTING TECH (ENGR) VI	N	SR-17	03	P	1.00	B	\$37,980	\$34,764	Y	N		N/A	107
TRN 531	DF	05/01/13	Unknown	06469	ENGINEERING TECH VI	N	SR-17	03	P	1.00	B	\$37,980	\$36,516	Y	N		N/A	108
TRN 531	DF	11/03/14	Unknown	101160	EQUIPMENT OPERATOR I	N	BC-04	01	P	1.00	B	\$37,716	\$37,716	Y	N		N/A	109
TRN 531	DM	11/01/14	Unknown	1176	TRACTOR OPERATOR	N	BC-04	01	P	1.00	B	\$37,716	\$37,716	Y	N		N/A	110
TRN 531	DF	12/01/14	Unknown	22798	TRACTOR OPERATOR	N	BC-04	01	P	1.00	B	\$37,716	\$37,716	Y	N		N/A	111
TRN 501	DC	09/16/14	Unknown	1224	EQUIPMENT OPERATOR I	N	BC-04	01	P	1.00	B	\$37,716	\$36,972	Y	N		N/A	112
TRN 501	DC	07/28/14	Unknown	10480	EQUIPMENT OPERATOR I	N	BC-04	01	P	1.00	B	\$37,716	\$36,972	Y	N		N/A	113
TRN 511	DD	11/01/13	Unknown	01338	EQUIPMENT OPERATOR I	N	BC-04	01	P	1.00	B	\$37,716	\$35,544	Y	N		N/A	114
TRN 511	DD	04/16/13	Unknown	28536	EQUIPMENT OPERATOR I	N	BC-04	01	P	1.00	B	\$37,716	\$35,544	Y	N		N/A	115
TRN 511	DD	08/01/14	Unknown	30970	EQUIPMENT OPERATOR I	N	BC-04	01	P	1.00	B	\$37,716	\$36,972	Y	N		N/A	116
TRN 561	DG	09/01/14	Unknown	01273	GENERAL LABORER II	N	BC-03	01	P	1.00	B	\$36,252	\$35,544	Y	N		N/A	117
TRN 561	DG	01/11/14	Unknown	22806	GENERAL LABORER II	N	BC-03	01	P	1.00	B	\$36,252	\$34,848	Y	N		N/A	118
TRN 531	DF	10/16/14	Unknown	47366	GENERAL LABORER II	N	BC-03	01	P	1.00	B	\$36,252	\$36,252	Y	N		N/A	119
TRN 501	DC	07/28/14	Unknown	21535	GENERAL LABORER II	N	BC-03	01	P	1.00	B	\$36,252	\$35,544	Y	N		N/A	120
TRN 501	DC	05/01/14	Unknown	11471	GENERAL LABORER II	N	BC-03	01	P	1.00	B	\$36,252	\$35,544	Y	N		N/A	121
TRN 501	DC	05/01/14	Unknown	01188	GENERAL LABORER II	N	BC-03	01	P	1.00	B	\$36,252	\$35,544	Y	N		N/A	122
TRN 531	DF	12/17/12	Unknown	47365	GENERAL LABORER I	N	BC-02	01	P	1.00	B	\$35,256	\$33,228	Y	N		N/A	123
TRN 511	DD	03/21/14	Unknown	01270	GENERAL LABORER I	N	BC-02	01	P	1.00	B	\$35,256	\$33,888	Y	N		N/A	124
TRN 511	DD	06/18/12	Unknown	1283	GENERAL LABORER I	N	BC-02	01	P	1.00	B	\$35,256	\$33,228	Y	N		N/A	125
TRN 511	DD	05/16/08	Unknown	03478	GENERAL LABORER I	N	BC-02	01	P	1.00	B	\$35,256	\$33,228	Y	N		N/A	126
TRN 511	DD	08/17/13	Unknown	22780	GENERAL LABORER I	N	BC-02	01	P	1.00	B	\$35,256	\$33,228	Y	N		N/A	127
TRN 511	DD	01/17/14	Unknown	30967	GENERAL LABORER I	N	BC-02	01	P	1.00	B	\$35,256	\$33,888	Y	N		N/A	128
TRN 511	DD	04/01/14	Unknown	30969	GENERAL LABORER I	N	BC-02	01	P	1.00	B	\$35,256	\$34,560	Y	N		N/A	129
TRN 511	DD	05/16/14	Unknown	30972	GENERAL LABORER I	N	BC-02	01	P	1.00	B	\$35,256	\$34,560	Y	N		N/A	130
TRN 511	DD	11/01/12	Unknown	47363	GENERAL LABORER I	N	BC-02	01	P	1.00	B	\$35,256	\$33,228	Y	N		N/A	131
TRN 501	DC	12/01/14	Unknown	42921	GENERAL LABORER I	N	BC-02	01	P	1.00	B	\$35,256	\$35,256	Y	N		N/A	132
TRN 501	DC	08/01/14	Unknown	26737	GENERAL LABORER I	N	BC-02	01	P	1.00	B	\$35,256	\$34,560	Y	N		N/A	133
TRN 501	DC	04/16/14	Unknown	01365	GENERAL LABORER I	N	BC-02	01	P	1.00	B	\$35,256	\$34,560	Y	N		N/A	134
TRN 501	DC	05/01/14	Unknown	01178	GENERAL LABORER I	N	BC-02	01	P	1.00	B	\$35,256	\$34,560	Y	N		N/A	135
TRN 561	DG	12/16/11	Unknown	07855	ENGINEERING TECH V	N	SR-15	03	P	1.00	B	\$35,112	\$34,692	Y	N		N/A	136
TRN 595	DB	08/01/14	Unknown	09970	ABSTRACTOR VI	N	SR-15	03	P	1.00	B	\$35,112	\$36,468	Y	N		N/A	137
TRN 595	DB	09/01/14	Unknown	7673	ENGINEERING TECH V	N	SR-15	03	P	1.00	B	\$35,112	\$36,516	Y	N		N/A	138
TRN 595	DB	10/16/14	Unknown	10207	DRAFTING TECH (STRUC) V	N	SR-15	03	P	1.00	B	\$35,112	\$27,768	Y	N		N/A	139

Department of Transportation-Highways Division  
Vacancy Report as of November 30, 2014

Table 13

Prog ID	Sub-Org	Date of Vacancy	Expected Fill Date	Position Number	Position Title	Exempt (Y/N)	SR Level	BU Code	Perm Temp (P/T)	FTE	MOF	Budgeted Amount	Actual Salary Last Paid	Authority to Hire (Y/N)	Occupied by 89 Day Hire (Y/N)	# of 89 Hire Appts	Describe if Filled by other Means	Priority # to Retain
TRN 501	DC	11/01/14	Unknown	32322	ENGINEERING TECH V	N	SR-15	03	P	1.00	B	\$35,112	\$51,924	Y	N		N/A	140
TRN 531	DF	04/07/01	Unknown	11318	ENGINEERING TECH V	N	SR-15	03	P	1.00	B	\$35,112	\$25,404	Y	N		N/A	141
TRN 501	DC	07/18/11	Unknown	19155	ENGINEERING TECH V	N	SR-15	03	P	1.00	B	\$35,112	\$42,684	Y	N		N/A	142
TRN 595	DB	02/08/13	Unknown	01274	CONTRACT ASSISTANT I	N	SR-13	03	P	1.00	B	\$32,460	\$31,212	Y	N		N/A	143
TRN 595	DB	08/16/12	Unknown	10758	CONTRACT ASSISTANT I	N	SR-13	03	P	1.00	B	\$32,460	\$31,212	Y	Y	6	N/A	144
TRN 561	DG	11/16/12	Unknown	06532	HWY CONSTR INSP I	N	SR-12	03	P	1.00	B	\$31,236	\$24,648	Y	N		N/A	145
TRN 595	DB	07/16/14	Unknown	10716	ENGINEERING AID III	N	SR-11	03	P	1.00	B	\$29,988	\$31,236	Y	N		N/A	146
TRN 595	DB	09/04/13	Unknown	10679	OFFICE ASSISTANT III	N	SR-08	03	P	1.00	B	\$26,700	\$26,700	Y	N		N/A	147
TRN 501	DC	10/16/14	Unknown	111519	OFFICE ASSISTANT III	N	SR-08	03	P	1.00	B	\$26,700	\$29,988	Y	N		N/A	148
TRN 501	DC	05/31/14	Unknown	11530	OFFICE ASSISTANT III	N	SR-08	03	P	1.00	B	\$26,700	\$30,036	Y	N		N/A	149
TRN 501	DC	07/21/13	12/8/2014	47181	TUNNEL SYSTEMS OPER II	N	SR-12	03	P	1.00	B	\$31,236	\$28,836	Y	N		N/A	F
TRN 511	DD	03/10/14	12/16/2014	22784	GENERAL LABORER I	N	BC-02	01	P	1.00	B	\$35,256	\$33,888	Y	N		N/A	F
TRN 511	DD	04/01/14	12/16/2014	30973	GENERAL LABORER I	N	BC-02	01	P	1.00	B	\$35,256	\$34,560	Y	N		N/A	F
TRN 561	DG	07/16/14	12/16/2014	01361	HWY VEH/CONSTR EQUIP MECH	N	BC-11	01	P	1.00	B	\$50,856	\$49,860	Y	N		N/A	F
TRN 595	DB	06/26/13	12/16/2014	10652	ENGINEER (CIVIL) IV	N	SR-24	13	P	1.00	B	\$53,364	\$53,352	Y	N		N/A	F
TRN 595	DB	06/01/14	12/16/2014	10369	ENGINEER (CIVIL) VI	N	SR-28	23	P	1.00	B	\$64,920	\$96,096	Y	N		N/A	F
TRN 595	DB	03/18/13	12/1/2014	49145	PRE-AUDIT CLERK II	N	SR-13	03	P	1.00	B	\$32,460	\$41,040	Y	N		N/A	F
TRN 595	DB	05/19/14	11/18/2014	22428	PURCHASING TECH I	N	SR-11	03	P	1.00	B	\$29,988	\$30,036	Y	Y	1	N/A	F
TRN 595	DB	09/01/14	12/16/2014	10718	PLANNER V	N	SR-24	13	P	1.00	B	\$53,364	\$73,032	Y	N		N/A	F
TRN 597	AB	01/25/14	1/16/2015	28809	MOT CARRIER SAF OFFCR III	N	SR-18	03	P	1.00	B	\$39,492	\$33,756	Y	N		N/A	F
TRN 597	AB	05/29/10	1/16/2015	30905	MOT CARRIER SAF OFFCR III	N	SR-18	03	P	1.00	B	\$39,492	\$39,480	Y	N		N/A	F
TRN 597	AB	07/31/13	1/16/2015	34227	MOT CARRIER SAF OFFCR III	N	SR-18	03	P	1.00	B	\$39,492	\$33,756	Y	Y		N/A	F
TRN 597	AB	12/31/13	1/16/2015	42761	MOT CARRIER SAF OFFCR III	N	SR-18	03	P	1.00	B	\$39,492	\$56,172	Y	N		N/A	F
TRN 597	AB	08/01/14	1/16/2015	42770	MOT CARRIER SAF OFFCR III	N	SR-18	03	P	1.00	B	\$39,492	\$51,924	Y	N		N/A	F
TRN 597	AB	06/03/14	1/16/2015	42778	MOT CARRIER SAF OFFCR III	N	SR-18	03	P	1.00	B	\$39,492	\$44,412	Y	N		N/A	F
TRN 597	AB	02/01/14	2/2/2015	110804	HWY SAFETY SPEC.	N	SR-22	13	P	1.00	B	\$47,400	\$47,400	Y	Y		N/A	F

F indicates the position has been filled and the start date is indicated in the expected to fill column.

Department of Transportation-Highways Division  
Personnel Separations from July 1, 2013 to November 30, 2014

Table 14

<u>Prog ID</u>	<u>Sub-Org</u>	<u>Separation Date</u>	<u>Position Number</u>	<u>Position Title</u>	<u>Exempt (Y/N)</u>	<u>SR Level</u>	<u>BU Code</u>	<u>T/P</u>	<u>MOF</u>	<u>Budgeted FTE</u>	<u>Budgeted Salary</u>	<u>Actual FTE</u>	<u>Actual Salary</u>
595	DB	07/31/13	010441	Right Of Way Agent V	N	SR-24	23	P	B	1.00	\$67,488	1.00	\$67,488
531	DL	07/31/13	052849	General Laborer II	N	BC-03	01	P	B	1.00	\$34,164	1.00	\$34,164
597	AB	07/31/13	034227	Motor Carrier Safety Officer I	N	SR-14	03	P	B	1.00	\$32,424	1.00	\$33,756
501	DC	07/20/13	047181	Tunnel Systems Operator I	N	SR-10	03	P	B	1.00	\$30,036	1.00	\$28,836
595	DB	08/19/13	009921	Enginner (Civil) V	N	SR-26	13	P	B	1.00	\$75,960	1.00	\$75,960
531	DF	08/31/13	047331	Automotive Mechnic I	N	BC-10	01	P	B	1.00	\$46,236	1.00	\$46,236
595	DB	08/30/13	021576	Janitor II	N	BC-02	01	P	B	1.00	\$33,228	1.00	\$33,228
511	DD	08/17/13	022780	General Laborer I	N	BC-02	01	P	B	1.00	\$33,228	1.00	\$33,228
531	DF	08/30/13	001168	General Laborer II	N	BC-03	01	P	B	1.00	\$34,164	1.00	\$34,164
595	DB	09/03/13	10679	Office Assistant III	N	SR-08	03	P	B	1.00	\$26,700	1.00	\$26,700
595	DB	09/15/13	006584	Landscape Architect V	N	SR-24	13	P	B	1.00	\$51,312	1.00	\$51,312
501	DC	09/30/13	16842	Engineer (Civil) V	N	SR-26	13	P	B	1.00	\$55,500	1.00	\$55,500
501	DC	08/29/13	001247	General Laborer III	N	WS-03	01	P	B	1.00	\$36,576	1.00	\$35,576
531	DF	10/31/13	022797	Equipment Operator II	N	BC-06	01	P	B	1.00	\$38,436	1.00	\$39,204
511	DD	09/22/13	009597	Bridge Maintenance Wkr I	N	BC-11	01	P	B	1.00	\$47,928	1.00	\$47,328
531	DF	11/30/13	010701	Engineer (Civil) VI	N	SR-28	23	P	B	1.00	\$88,848	1.00	\$84,408
561	DG	11/29/13	010534	Engineer (Civil) V	N	SR-26	23	P	B	1.00	\$55,500	1.00	\$55,500
595	DB	11/29/13	112492	Information Tech Spec V	N	SR-24	13	P	B	1.00	\$60,024	1.00	\$60,024
501	DC	10/31/13	008734	Engineer (Civil) III	N	SR-22	13	P	B	1.00	\$47,000	1.00	\$47,000
561	DG	11/15/13	011437	Land Surveyor I	N	SR-18	13	P	B	1.00	\$40,020	1.00	\$40,020
531	DM	11/29/13	012303	General Laborer II	N	BC-02	01	P	B	1.00	\$34,164	1.00	\$34,164
501	DC	12/30/13	007845	Land Surveyor III	N	SR-22	13	P	B	1.00	\$53,352	1.00	\$53,352
595	DB	12/30/13	011863	Engineer (Civil) V	N	SR-26	23	P	B	1.00	\$78,984	1.00	\$78,984
595	DB	12/30/13	007538	Drafting Tech (Cartog) VI	N	SR-17	03	P	B	1.00	\$51,936	1.00	\$51,936
595	DB	12/30/13	010194	Drafting Tech (Cartog) VII	N	SR-19	04	P	B	1.00	\$60,744	1.00	\$60,744
597	AB	12/30/13	042761	Motor Carrier Safety Off III	N	SR-18	03	P	B	1.00	\$54,012	1.00	\$56,172
595	DB	12/30/13	006426	Land Boundary Surveyor III	N	SR-22	13	P	B	1.00	\$64,920	1.00	\$64,920
597	AB	12/30/13	042765	Motor Carrier Safety Off IV	N	SR-20	04	P	B	1.00	\$41,040	1.00	\$56,172
511	DD	12/30/13	001261	Truck Driver-Laborer	N	BC-05	01	P	B	1.00	\$36,960	1.00	\$37,704
511	DD	12/30/13	008611	HWY Constr & Mntc Supv IV	N	F310	02	P	B	1.00	\$61,980	1.00	\$64,464
531	DF	12/31/12	001166	HWY Constr & Mntc Supv II	N	F110	02	P	B	1.00	\$50,520	1.00	\$52,536
595	DB	12/31/13	001368	Drafting Techncian VI	N	SR-17	03	P	B	1.00	\$37,968	1.00	\$37,968
511	DD	12/30/13	052863	Sign Painter Helper	N	BC-05	01	P	B	1.00	\$36,960	1.00	\$37,704
531	DF	01/02/14	027247	Electronic Traffic Sig Tech	N	BC-15	01	P	B	1.00	\$55,560	1.00	\$56,676
595	DB	01/01/14	007597	Secretary I	N	SR-12	03	P	B	1.00	\$35,064	1.00	\$30,036
595	DB	01/02/14	003812	Engineer (Civil) V	N	SR-26	13	P	B	1.00	\$55,500	1.00	\$55,500

Department of Transportation-Highways Division  
Personnel Separations from July 1, 2013 to November 30, 2014

Table 14

<u>Prog ID</u>	<u>Sub-Org</u>	<u>Separation Date</u>	<u>Position Number</u>	<u>Position Title</u>	<u>Exempt (Y/N)</u>	<u>SR Level</u>	<u>BU Code</u>	<u>T/P</u>	<u>MOF</u>	<u>Budgeted FTE</u>	<u>Budgeted Salary</u>	<u>Actual FTE</u>	<u>Actual Salary</u>
501	DC	01/15/14	011239	Engineer (Civil) I	N	SR-18	13	P	B	1.00	\$40,548	1.00	\$40,548
595	DB	11/30/13	012675	Research Statistician III	N	SR-20	13	P	B	1.00	\$57,708	1.00	\$43,812
561	DG	01/10/14	022806	General Laborer II	N	BC-03	01	P	B	1.00	\$34,164	1.00	\$34,848
595	AB	01/24/14	028809	Motor Carrier Safety Officer I	N	SR-14	03	P	B	1.00	\$56,172	1.00	\$32,424
501	DC	08/13/13	021526	General Laborer II	N	BC-03	01	P	B	1.00	\$34,164	1.00	\$34,848
561	DG	01/01/14	046329	General Laborer I	N	BC-02	01	P	B	1.00	\$33,228	1.00	\$33,777
597	AB	01/31/14	110804	Highway Safety Specialist	N	SR-22	13	P	N	1.00	\$53,352	1.00	\$47,400
595	DB	01/31/14	012169	Account Clerk II	N	SR-08	03	P	B	1.00	\$25,668	1.00	\$25,668
501	DC	02/14/14	010453	Personnel Clerk III	N	SR-09	03	P	B	1.00	\$28,836	1.00	\$26,700
595	DB	02/24/14	002519	Engineer (Civil) III	N	SR-22	13	P	B	1.00	\$47,400	1.00	\$47,400
501	DC	03/31/14	002676	Heavy Vehicle Const Equip Mech I	N	BC-11	01	P	B	1.00	\$47,928	1.00	\$49,860
501	DC	03/12/14	019145	HWY Construction Inspector I	N	SR-12	03	P	B	1.00	\$30,036	1.00	\$30,036
511	DD	03/20/14	001270	General Laborer I	N	BC-02	01	P	B	1.00	\$33,228	1.00	\$33,888
501	DC	03/28/14	010581	HiWY Construction Insp IV	N	SR-19	03	P	B	1.00	\$48,048	1.00	\$48,048
501	DC	03/20/14	011612	Automotive Mech Helper	N	BC-05	01	P	B	1.00	\$38,460	1.00	\$38,460
595	DB	03/31/14	010173	Drafting Technician III	N	SR-11	03	P	B	1.00	\$28,836	1.00	\$28,836
595	DB	04/30/14	002485	Right-of-Way Manager	N	EM-07	35	P	B	1.00	\$94,716	1.00	\$94,716
501	DC	04/15/14	003814	Engineer (Civil) IV	N	SR-24	13	P	B	1.00	\$53,364	1.00	\$53,364
597	AB	04/30/14	028806	Motor Carrier Safety Off V	N	SR-22	04	P	B	1.00	\$46,176	1.00	\$48,048
511	DD	04/30/14	007520	Equipment Operator III	N	BC-09	01	P	B	1.00	\$48,544	1.00	\$46,344
531	DF	03/31/14	045903	Office Assistant III	N	SR-08	03	P	B	1.00	\$32,424	1.00	\$26,700
501	DC	04/11/14	002496	HWY Construction Insp I	N	SR-12	03	P	B	1.00	\$30,036	1.00	\$30,036
531	DF	05/01/14	004591	HWY Construction Inspec I	N	SR-12	03	P	B	1.00	\$31,212	1.00	\$31,212
501	DC	05/31/14	003731	Highway Maint Super	N	F-105	02	P	B	1.00	\$42,252	1.00	\$43,944
595	DB	05/31/14	010369	Engineer (Civil) VI	N	SR-28	23	P	B	1.00	\$96,096	1.00	\$96,096
501	DB	05/30/14	011530	Office Assistant III	N	SR-08	03	P	B	1.00	\$30,036	1.00	\$30,036
595	DB	05/30/14	002484	Accountant V	N	SR-24	23	P	B	1.00	\$60,024	1.00	\$62,424
597	AB	06/30/14	023417	Highway Safety Specialist	N	SR-22	13	P	B	1.00	\$67,488	1.00	\$70,188
595	DB	05/16/14	022428	Purchasing Technician I	N	SR-11	03	P	B	1.00	\$36,516	1.00	\$30,036
597	AB	06/02/14	042778	Motor Carrier Safety Off III	N	SR-18	03	P	B	1.00	\$42,684	1.00	\$44,412
501	DC	07/31/14	016839	Office Assistant IV	N	SR-10	03	P	B	1.00	\$37,968	1.00	\$37,968
501	DC	07/11/14	008506	Engineer (Civil) III	N	SR-22	13	P	B	1.00	\$49,308	1.00	\$49,308
501	DC	07/31/14	028090	Equipment Operator III	N	BC-09	01	P	B	1.00	\$44,544	1.00	\$46,344
501	DC	06/13/14	022785	Plumber II	N	WS-10	01	P	B	1.00	\$48,960	1.00	\$50,940

Department of Transportation-Highways Division  
Personnel Separations from July 1, 2013 to November 30, 2014

Table 14

<u>Prog ID</u>	<u>Sub-Org</u>	<u>Separation Date</u>	<u>Position Number</u>	<u>Position Title</u>	<u>Exempt (Y/N)</u>	<u>SR Level</u>	<u>BU Code</u>	<u>T/P</u>	<u>MOF</u>	<u>Budgeted FTE</u>	<u>Budgeted Salary</u>	<u>Actual FTE</u>	<u>Actual Salary</u>
501	DC	06/30/14	047180	Tunnel Systems Operator I	N	SR-10	03	P	B	1.00	\$37,968	1.00	\$28,872
531	DF	06/30/14	001144	Highway Construction Insp I	N	SR-12	03	P	B	1.00	\$30,036	1.00	\$30,036
511	DD	07/31/14	008614	Bridge Maintenance Wkr I	N	BC-11	01	P	B	1.00	\$47,928	1.00	\$49,860
501	DC	07/27/14	010480	Equipment Operator I	N	BC-04	01	P	B	1.00	\$35,544	1.00	\$36,972
501	DC	07/31/14	026737	General Laborer I	N	BC-02	01	P	B	1.00	\$33,228	1.00	\$34,560
501	DC	07/31/14	001220	General Laborer I	N	BC-02	01	P	B	1.00	\$33,228	1.00	\$34,560
501	DC	07/27/14	021535	General Laborer II	N	BC-03	01	P	B	1.00	\$34,164	1.00	\$35,544
531	DF	08/31/14	027250	Bridge Maintenance Wkr I	N	BC-11	01	P	B	1.00	\$47,928	1.00	\$49,860
595	DB	08/31/14	010718	Planner V	N	SR-24	13	P	B	1.00	\$73,032	1.00	\$73,032
595	DB	08/17/14	118383	Information Tech Spec IV	N	SR-22	13	T	B	1.00	\$45,576	1.00	\$47,400
595	DB	09/30/14	006570	Engineer (Civil) VI	N	SR-28	23	P	B	1.00	\$73,032	1.00	\$73,032
597	AB	09/30/14	039576	Motor Carrier Safety Off III	N	SR-18	03	P	B	1.00	\$54,012	1.00	\$58,416
561	DG	09/01/14	001332	Hwy Constr & Mtnc Supv II	N	F-110	02	P	B	1.00	\$50,520	1.00	\$53,592
501	DC	09/15/14	006708	Hwy Construction Insp V	N	SR-21	04	P	B	1.00	\$60,780	1.00	\$60,780
595	DB	09/30/14	010638	Engineer (Civil) VI	N	SR-28	23	P	B	1.00	\$85,416	1.00	\$85,416
501	DC	09/15/14	001224	Equipment Operator I	N	BC-04	01	P	B	1.00	\$35,544	1.00	\$36,972
511	DD	10/31/14	037169	Equipment Operator III	N	BC-09	01	P	B	1.00	\$44,544	1.00	\$47,268
511	AB	10/31/14	037170	Heavy Equipment Oper	N	BC-10	01	P	B	1.00	\$46,236	1.00	\$49,068
541	DM	10/31/14	001176	Tractor Operator	N	BC-04	01	P	B	1.00	\$35,544	1.00	\$37,716
541	DM	09/30/14	001161	Hwy Const & Maint Supv II	N	F-110	02	P	B	1.00	\$50,520	1.00	\$54,660
501	DC	10/31/14	022792	Bridge Maintence Worker I	N	BC-11	01	P	B	1.00	\$47,928	1.00	\$50,856
501	DC	10/31/14	032322	Engineering Technician V	N	SR-15	03	P	B	1.00	\$48,048	1.00	\$50,844

Department of Transportation-Highways Division  
Positions Filled from July 1, 2013 to November 30, 2014

Table 15

<u>Prog ID</u>	<u>Sub-Org</u>	<u>Effective Date Position Filled</u>	<u>Position Number</u>	<u>Position Title</u>	<u>Exempt (Y/N)</u>	<u>SR Level</u>	<u>BU Code</u>	<u>T/P</u>	<u>MOF</u>	<u>Budgeted FTE</u>	<u>Budgeted Salary</u>	<u>Actual FTE</u>	<u>Actual Salary</u>	<u>Occupied by 89 Day Hire (Y/N)</u>
531	DF	07/01/13	001169	General Laborer II	N	BC-03	01	P	B	1.00	\$34,164	1.00	\$34,164	N
531	DF	07/16/13	001168	General Laborer II	N	BC-03	01	P	B	1.00	\$34,164	1.00	\$34,164	N
531	DF	07/16/13	047366	General Laborer II	N	BC-03	01	P	B	1.00	\$34,164	1.00	\$34,164	N
501	DC	07/16/13	031504	General Laborer II	N	BC-03	01	P	B	1.00	\$34,164	1.00	\$34,164	N
501	DC	07/01/13	002503	HWY Constr Inspec I	N	SR-12	03	P	B	1.00	\$30,036	1.00	\$30,036	N
595	DB	07/09/13	011787	Engineer (Civil) II	N	SR-20	13	P	B	1.00	\$42,132	1.00	\$42,132	N
595	DB	08/01/13	010679	Office Assistant III	N	SR-08	03	P	B	1.00	\$25,668	1.00	\$25,668	N
595	DB	08/05/13	009920	Engineer (Civil) I	N	SR-18	13	P	B	1.00	\$38,988	1.00	\$38,988	N
501	DC	08/15/13	011612	Automotive Mechanic Hlpr	N	BC-05	01	P	B	1.00	\$36,960	1.00	\$36,960	N
501	DC	08/01/13	007684	Engineer (Civil) I	N	SR-18	13	P	B	1.00	\$38,988	1.00	\$38,988	N
501	DC	08/01/13	011239	Engineer (Civil) I	N	SR-18	13	P	B	1.00	\$38,988	1.00	\$38,988	N
501	DC	08/01/13	028587	Plumber I	N	BC-10	01	P	B	1.00	\$46,236	1.00	\$46,236	N
595	DB	08/19/13	010173	Drafting Tech (Eng) III	N	SR-11	03	P	B	1.00	\$28,836	1.00	\$28,836	N
597	AB	09/03/13	113178	Hwy Safety Spec	N	SR-22	13	P	N	1.00	\$45,576	1.00	\$45,576	N
531	DF	09/16/13	016942	Auto Mech Helper	N	BC-05	01	P	B	1.00	\$36,960	1.00	\$36,960	N
597	AB	09/16/13	042769	Motor Carrier Safety Off III	N	SR-18	03	P	B	1.00	\$32,424	1.00	\$37,968	N
501	DC	09/23/13	007663	Engineer (Civil) I	N	SR-18	13	P	B	1.00	\$38,988	1.00	\$38,988	N
501	DC	09/23/13	002496	Hwy Construction Insp I	N	SR-12	03	P	B	1.00	\$30,036	1.00	\$30,036	N
531	DF	09/16/13	009975	Auto Mech I	N	BC-10	01	P	B	1.00	\$46,236	1.00	\$46,236	N
595	DB	10/01/13	120540	Office Assistant III	N	SR-08	03	P	B	1.00	\$25,668	1.00	\$25,668	N
595	DB	10/16/13	002480	Drafting Tech (Eng) III	N	SR-11	03	P	B	1.00	\$28,836	1.00	\$28,836	N
595	DB	10/16/13	005623	Drafting Tech (Eng) III	N	SR-11	03	P	B	1.00	\$28,836	1.00	\$28,836	N
501	DC	10/01/13	001206	General Laborer II	N	BU-01	01	P	B	1.00	\$34,164	1.00	\$34,848	N
531	DF	10/07/13	011406	Office Assistant III	N	SR-08	03	P	B	0.50	\$12,834	1.00	\$12,834	N
531	DF	10/07/13	011406	Office Assistant III	N	SR-08	03	P	B	0.50	\$12,834	1.00	\$12,834	N
595	DB	10/01/13	006144	Engineering Tech VII	N	SR-19	03	P	B	1.00	\$44,412	1.00	\$44,412	N
531	DF	10/16/13	006484	Engineer (Civil) V	N	SR-26	13	P	B	1.00	\$55,500	1.00	\$55,500	N
597	AB	11/18/13	042764	Motor Carrier Safety Off I	N	SR-13	03	P	B	1.00	\$32,424	1.00	\$32,424	N
597	AB	11/18/13	042775	Motor Carrier Safety Off I	N	SR-13	03	P	B	1.00	\$32,424	1.00	\$32,424	N
597	AB	11/18/13	042776	Motor Carrier Safety Off I	N	SR-13	03	P	B	1.00	\$49,932	1.00	\$32,424	N
531	DF	10/01/13	001144	Highway Constr Insp I	N	SR-12	03	P	B	1.00	\$30,036	1.00	\$30,036	N
501	DC	01/02/14	021536	General Laborer I	N	BC-02	01	P	B	1.00	\$33,228	1.00	\$33,888	N
501	DC	01/02/14	021535	General Laborer II	N	BC-03	01	P	B	1.00	\$34,164	1.00	\$34,848	N
531	DF	01/02/14	010533	General Laborer II	N	BC-03	01	P	B	1.00	\$34,164	1.00	\$34,848	N
501	DC	01/02/14	015689	General Laborer II	N	BC-03	01	P	B	1.00	\$34,164	1.00	\$34,848	N
595	DB	01/03/14	005023	Fiscal Officer I	N	SR-26	93	P	B	1.00	\$75,960	1.00	\$57,720	N
501	DC	01/03/14	006480	Engineer (Civi) III	N	SR-22	13	P	B	1.00	\$47,400	1.00	\$47,400	N
597	AB	01/16/14	110804	Highway Safety Specialist	N	SR-22	13	P	N	1.00	\$53,352	1.00	\$47,400	N



Department of Transportation-Highways Division  
Positions Filled from July 1, 2013 to November 30, 2014

Table 15

<u>Prog ID</u>	<u>Sub-Org</u>	<u>Effective Date Position Filled</u>	<u>Position Number</u>	<u>Position Title</u>	<u>Exempt (Y/N)</u>	<u>SR Level</u>	<u>BU Code</u>	<u>T/P</u>	<u>MOF</u>	<u>Budgeted FTE</u>	<u>Budgeted Salary</u>	<u>Actual FTE</u>	<u>Actual Salary</u>	<u>Occupied by 89 Day Hire (Y/N)</u>
597	AB	01/16/14	042774	Motor Carrier Safety Off I	N	SR-22	03	P	B	1.00	\$49,932	1.00	\$32,424	N
511	DD	01/02/14	001318	Truck Driver Laaborer	N	BC-05	01	P	B	1.00	\$36,960	1.00	\$37,704	N
531	DF	01/01/14	025667	Janitor II	N	BC-02	01	P	B	1.00	\$33,228	1.00	\$33,888	N
501	DC	01/02/14	019145	HWY Constrution Inspec I	N	SR-12	03	P	B	1.00	\$30,036	1.00	\$30,036	N
595	DB	01/16/14	009921	Engineer (Civil) V	N	SR-26	13	P	B	1.00	\$57,720	1.00	\$57,720	N
595	DB	01/16/14	010452	Office Assistant IV	N	SR-10	03	P	B	1.00	\$27,756	1.00	\$27,756	N
501	DC	01/02/14	010453	Personnel Clerk III	N	SR-09	03	P	B	1.00	\$26,700	1.00	\$26,700	N
501	DC	02/03/14	026745	Equipment Operator I	N	BC-04	01	P	B	1.00	\$35,544	1.00	\$38,412	N
511	DD	02/03/14	001330	Truck Driver-Laborer	N	BC-03	01	P	B	1.00	\$36,960	1.00	\$36,252	N
531	DL	02/03/14	052849	General Laborer II	N	BC-03	01	P	B	1.00	\$34,164	1.00	\$36,252	N
595	DB	01/03/14	012169	Engineer (Civil) IV	N	SR-24	63	P	B	1.00	\$53,364	1.00	\$53,364	N
501	DC	01/10/14	047180	Tunnel Systems Oper I	N	SR-10	03	P	B	1.00	\$37,968	1.00	\$27,756	N
501	DC	02/05/14	048880	Tunnel Systems Oper I	N	SR-10	03	P	B	1.00	\$35,064	1.00	\$27,756	N
597	AB	03/03/14	019365	Highway Safety Specialist	N	SR-22	13	P	B	1.00	\$45,576	1.00	\$47,400	N
501	DC	03/17/14	011862	Engineer (Civil) III	N	SR-22	13	P	B	1.00	\$47,400	1.00	\$47,400	N
511	DD	02/18/14	001264	Truck Driver Laborer	N	BC-05	01	P	B	1.00	\$36,960	1.00	\$37,704	N
595	DB	03/03/14	022134	Engineer (Civil) V	N	SR-26	23	P	B	1.00	\$57,720	1.00	\$57,720	N
595	DB	04/01/14	011782	Engineer (Civil) V	N	SR-26	13	P	B	1.00	\$64,920	1.00	\$64,920	N
531	DF	04/01/14	116727	Engineer (Civil) V	N	SR-26	13	P	B	1.00	\$55,500	1.00	\$82,140	N
501	DC	04/01/14	016855	HWY Construction Insp IV	N	SR-19	03	P	B	1.00	\$39,480	1.00	\$39,480	N
531	DF	04/16/14	002795	Land Surveyor I	N	SR-18	13	P	B	1.00	\$40,548	1.00	\$40,548	N
511	DD	04/16/14	007838	Drafting Tech (Engr) III	N	SR-11	03	P	B	1.00	\$28,836	1.00	\$28,836	N
531	DF	05/01/14	116587	Purchasing Technician I	N	SR-11	03	P	B	1.00	\$37,968	1.00	\$28,836	N
595	DB	05/16/14	010611	Engineer (Civil) IV	N	SR-24	13	P	B	1.00	\$53,364	1.00	\$53,364	N
511	DD	05/16/14	030968	General Laborer	N	BU-01	01	P	B	1.00	\$33,228	1.00	\$34,560	N
561	DG	05/16/14	046331	General Labirer I	N	BU-01	01	P	B	1.00	\$33,228	1.00	\$34,560	N
501	DC	06/01/14	001248	General Laborer I	N	BC-02	01	P	B	1.00	\$33,328	1.00	\$34,560	N
561	DG	06/16/14	006343	Engineer (Civil) V	N	SR-26	23	P	B	1.00	\$64,920	1.00	\$64,920	N
501	DC	06/16/14	011463	General Laborer II	N	BC-03	01	P	B	1.00	\$34,164	1.00	\$35,544	N
595	DB	06/09/14	004100	Land Surveyor I	N	SR-18	13	P	B	1.00	\$40,548	1.00	\$40,548	N
561	DG	06/16/14	046333	General Laborer I	N	BC-02	01	P	B	1.00	\$33,328	1.00	\$34,560	N
595	DB	07/16/14	007682	Engineer (Civil) II	N	SR-20	13	P	B	1.00	\$43,812	1.00	\$43,812	N
595	DB	07/16/14	007597	Secretary I	N	SR-12	03	P	B	1.00	\$35,064	1.00	\$31,236	N
501	DC	08/18/14	015686	General Laborer II	N	BC-03	01	P	B	1.00	\$34,164	1.00	\$35,544	N
511	DD	08/01/14	044268	General Laborer I	N	BC-02	01	P	B	1.00	\$33,228	1.00	\$34,560	N
595	DB	08/01/14	006584	Landscape Architect V	N	SR-24	13	P	B	1.00	\$53,364	1.00	\$53,364	N
531	DF	08/18/14	045514	General Laborer II	N	BC-03	01	P	B	1.00	\$33,228	1.00	\$35,544	N

Department of Transportation-Highways Division  
 Positions Filled from July 1, 2013 to November 30, 2014

Table 15

<u>Prog ID</u>	<u>Sub-Org</u>	<u>Effective Date Position Filled</u>	<u>Position Number</u>	<u>Position Title</u>	<u>Exempt (Y/N)</u>	<u>SR Level</u>	<u>BU Code</u>	<u>T/P</u>	<u>MOF</u>	<u>Budgeted FTE</u>	<u>Budgeted Salary</u>	<u>Actual FTE</u>	<u>Actual Salary</u>	<u>Occupied by 89 Day Hire (Y/N)</u>
595	DB	09/23/14	006298	Hist Resources Spec (Arch)	N	SR-22	13	P	B	1.00	\$64,920	1.00	\$64,920	N
501	DC	09/16/14	007564	Drafting Technician III	N	SR-11	03	P	B	1.00	\$31,212	1.00	\$29,988	N
595	DB	09/16/14	008004	Engineer (Civil) V	N	SR-26	23	P	B	1.00	\$57,720	1.00	\$57,720	N
595	DB	10/06/14	010190	Drafting Aid III	N	SR-09	03	P	B	1.00	\$44,388	1.00	\$44,388	N
531	DF	10/16/14	047367	General Laborer II	N	BC-03	01	P	B	1.00	\$34,164	1.00	\$36,252	N
511	DD	11/17/14	001300	Auto Mechanic Helper	N	BC-05	01	P	B	1.00	\$36,960	1.00	\$39,228	N
501	DC	11/03/14	047180	Tunnel Systems Oper I	N	SR-10	03	P	B	1.00	\$37,968	1.00	\$28,872	N

Department of Transportation-Highways Division  
 Unauthorized Positions as of November 30, 2014

Table 16

<u>Prog ID</u>	<u>Sub-Org</u>	<u>Date Established</u>	<u>Legal Authority</u>	<u>Position Number</u>	<u>Position Title</u>	<u>Exempt (Y/N)</u>	<u>SR Level</u>	<u>BU Code</u>	<u>T/P</u>	<u>MOF</u>	<u>FTE</u>	<u>Annual Salary</u>	<u>Filled (Y/N)</u>	<u>Occupied by 89 Day Hire (Y/N)</u>
none														

Department of Transportation-Highways Division  
Overtime Expenditure Summary

Table 17

Prog ID	Sub-Org	Program Title	MOF	FY14 (actual)			FY15 (estimated)			FY16 (budgeted)			FY17 (budgeted)		
				<u>Base Salary</u>	<u>Overtime</u>	<u>Overtime</u>	<u>Base Salary</u>	<u>Overtime</u>	<u>Overtime</u>	<u>Base Salary</u>	<u>Overtime</u>	<u>Overtime</u>	<u>Base Salary</u>	<u>Overtime</u>	<u>Overtime</u>
				<u>\$\$\$\$</u>	<u>\$\$\$\$</u>	<u>Percent</u>	<u>\$\$\$\$</u>	<u>\$\$\$\$</u>	<u>Percent</u>	<u>\$\$\$\$</u>	<u>\$\$\$\$</u>	<u>Percent</u>	<u>\$\$\$\$</u>	<u>\$\$\$\$</u>	<u>Percent</u>
TRN 501	DC	Oahu Highways	B	\$19,500,976	\$1,728,673	8.9%	\$16,206,984	\$1,175,000	7.2%	\$19,410,369	\$1,550,000	8.0%	\$19,936,215	\$1,600,000	8.0%
TRN 511	DD	Hawaii Highways	B	\$ 7,352,999	\$1,043,432	14.2%	\$ 7,339,580	\$ 275,000	3.7%	\$ 9,433,221	\$ 566,000	6.0%	\$ 9,722,468	\$ 585,000	6.0%
TRN 531	DF	Maui Highways - Maui Office	B	\$ 4,054,080	\$ 102,385	2.5%	\$ 4,176,291	\$ 150,000	3.6%	\$ 4,815,144	\$ 111,000	2.3%	\$ 4,947,234	\$ 111,000	2.2%
TRN 531	DM	Maui Highways - Molokai Office	B	\$ 426,233	\$ 10,605	2.5%	\$ 739,467	\$ 9,000	1.2%	\$ 865,833	\$ 11,500	1.3%	\$ 895,469	\$ 11,500	1.3%
TRN 531	DL	Maui Highways - Lanai Office	B	\$ 199,881	\$ 466	0.2%	\$ 230,881	\$ 1,100	0.5%	\$ 267,565	\$ 1,100	0.4%	\$ 272,938	\$ 1,100	0.4%
TRN 561	DG	Kauai Highways	B	\$ 3,506,317	\$ 271,338	7.7%	\$ 3,278,829	\$ 180,000	5.5%	\$ 3,830,574	\$ 215,000	5.6%	\$ 3,955,557	\$ 215,000	5.4%
TRN 595	DB	Highways Administration	B	\$ 5,987,321	\$ 194,126	3.2%	\$ 7,877,854	\$ 350,000	4.4%	\$ 8,653,567	\$ 210,000	2.4%	\$ 8,839,556	\$ 218,000	2.5%
TRN 595	DB	Highways Administration	N	\$ 71,365	\$ 1,447	2.0%	\$ 115,833	\$ 10,000	8.6%	\$ 126,490	\$ 10,000	7.9%	\$ 129,121	\$ 10,000	7.7%
TRN 595	DB(CIP)	Highways Administration	B	\$ 7,340,126	\$ 579,423	7.9%	\$16,000,000	\$1,263,026	7.9%	\$16,000,000	\$1,263,026	7.9%	\$16,000,000	\$1,263,026	7.9%
TRN 595	DB(CIP)	Highways Administration	N	\$ 6,829,122	\$ 539,085	7.9%	\$ 8,000,000	\$ 631,513	7.9%	\$ 8,000,000	\$ 631,513	7.9%	\$ 8,000,000	\$ 631,513	7.9%
TRN 595	DB(CIP)	Highways Administration	R	\$ -	\$ -	0.0%	\$ -	\$ -	0.0%	\$ -	\$ -	0.0%	\$ -	\$ -	0.0%
TRN 597	AB	Highways Safety	B	\$ 1,973,796	\$ 13,044	0.7%	\$ 2,421,351	\$ 70,029	2.9%	\$ 2,480,852	\$ 50,000	2.0%	\$ 2,494,447	\$ 50,000	2.0%
TRN 597	AB	Highways Safety	N	\$ 186	\$ -	0.0%	\$ 604,302	\$ 30,000	5.0%	\$ 674,285	\$ 30,000	4.4%	\$ 688,077	\$ 30,000	4.4%
TRN 597	AB	Highways Safety	P	\$ 3,137	\$ -	0.0%	\$ 41,139	\$ -	0.0%	\$ 45,967	\$ -	0.0%	\$ 46,902	\$ -	0.0%

Department of Transportation-Highways Division  
Overtime Position List

Table 18

(Only for Positions the Sum of Overtime Paid and Value of Compensatory Time for which was at Least 10% of Base Pay)

Prog ID	Position No.	Bargaining Unit	Included in CB (Y/N)	Exempt (Y/N)	Temp or Perm (T/P)	MOF	Position Title	Salary Range Level	Base Annual Pay	Hours Exceeding Standard	FY 14						
											OT		Comp Time			Total OT/Comp	
											\$ Amount Paid	% of Base	Hours Earned	\$ Value of Hours Earned	% \$ Value of Base Salary	\$ Amount OT Paid + \$ Value Comp Hours Earned	% of Base
TRN 595	35	3	Y	N	P	B	HWY Constr Inspector V	SR19E	46,176	621.50	20,696	44.8%	51.50	1,715	3.7%	22,411	48.5%
TRN 595	1152	13	Y	N	P	B	Engineer (Civil) IV	SR24J	75,528	241.00	13,126	17.4%	-	-	0.0%	13,126	17.4%
TRN 501	1178	1	Y	N	P	B	General Laborer I	BC02A	34,560	99.25	2,474	7.2%	68.00	1,695	4.9%	4,169	12.1%
TRN 501	1179	1	Y	N	P	B	General Laborer I	BC02A	34,560	218.75	5,454	15.8%	-	-	0.0%	5,454	15.8%
TRN 561	1180	1	Y	N	P	B	Equipment Operator II	BC06A	39,984	153.50	4,425	11.1%	-	-	0.0%	4,425	11.1%
TRN 501	1182	1	Y	N	P	B	Truck Driver	BC06A	39,984	293.00	8,447	21.1%	-	-	0.0%	8,447	21.1%
TRN 501	1184	1	Y	N	P	B	Truck Driver	BC06A	39,984	66.00	1,903	4.8%	125.00	3,604	9.0%	5,507	13.8%
TRN 501	1189	1	Y	N	P	B	General Laborer I	BC02A	34,560	250.00	6,233	18.0%	-	-	0.0%	6,233	18.0%
TRN 501	1191	1	Y	N	P	B	Heavy Trucker Driver	BC07A	41,592	254.50	7,635	18.4%	-	-	0.0%	7,635	18.4%
TRN 501	1194	1	Y	N	P	B	General Laborer I	BC02A	34,560	362.00	9,025	26.1%	10.00	249	0.7%	9,274	26.8%
TRN 501	1196	1	Y	N	P	B	General Laborer III	WS03A	38,052	235.75	6,468	17.0%	116.50	3,196	8.4%	9,664	25.4%
TRN 501	1197	1	Y	N	P	B	Truck Driver	BC06A	39,984	175.25	5,053	12.6%	-	-	0.0%	5,053	12.6%
TRN 501	1204	1	Y	N	P	B	General Laborer II	BC03A	35,544	288.75	7,402	20.8%	-	-	0.0%	7,402	20.8%
TRN 501	1208	1	Y	N	P	B	Truck Driver	BC06A	39,984	391.00	11,273	28.2%	-	-	0.0%	11,273	28.2%
TRN 501	1213	1	Y	N	P	B	Equipment Operator I	BC04A	36,972	364.50	9,721	26.3%	17.25	460	1.2%	10,181	27.5%
TRN 501	1215	2	Y	N	P	B	HWY Constr & Maint Supvr III	F111A	54,636	311.00	12,255	22.4%	9.00	355	0.6%	12,610	23.1%
TRN 501	1218	1	Y	N	P	B	Equipment Operator I	BC04A	36,972	167.25	4,461	12.1%	74.50	1,987	5.4%	6,448	17.4%
TRN 501	1220	1	Y	N	P	B	General Laborer I	BC02A	34,560	276.00	6,881	19.9%	-	-	0.0%	6,881	19.9%
TRN 501	1221	1	Y	N	P	B	Traffic Striping Mach Oper II	BC06A	39,984	309.50	8,923	22.3%	56.75	1,636	4.1%	10,559	26.4%
TRN 511	1225	1	Y	N	P	B	Equipment Operator I	BC09A	46,344	35.75	1,195	2.6%	269.25	8,998	19.4%	10,193	22.0%
TRN 501	1227	2	Y	N	P	B	HWY District Maint Supvr	F305L3	51,264	266.25	9,845	19.2%	-	-	0.0%	9,845	19.2%
TRN 501	1231	1	Y	N	P	B	Truck Driver	BC06A	39,984	284.50	8,202	20.5%	49.25	1,420	3.6%	9,622	24.1%
TRN 501	1232	1	Y	N	P	B	Equipment Operator I	BC04A	36,972	247.25	6,594	17.8%	69.50	1,854	5.0%	8,448	22.8%
TRN 501	1233	1	Y	N	P	B	Equipment Operator I	BC04A	36,972	210.25	5,607	15.2%	28.00	747	2.0%	6,354	17.2%
TRN 501	1235	2	Y	N	P	B	HWY Maint Supvr II	F205A	45,348	621.75	20,331	44.8%	153.75	5,028	11.1%	25,359	55.9%
TRN 501	1238	1	Y	N	P	B	Equipment Operator I	BC04A	36,972	334.25	8,915	24.1%	-	-	0.0%	8,915	24.1%
TRN 501	1239	1	Y	N	P	B	Heavy Trucker Driver	BC07A	41,592	114.25	3,248	7.8%	133.00	3,990	9.6%	7,238	17.4%
TRN 501	1240	1	Y	N	P	B	Truck Driver Laborer	BC05A	38,460	321.00	8,903	23.1%	-	-	0.0%	8,903	23.1%
TRN 501	1244	1	Y	N	P	B	Traffic Striping Mach Oper II	BC06A	39,984	347.50	10,018	25.1%	-	-	0.0%	10,018	25.1%
TRN 501	1248	1	Y	N	P	B	General Laborer I	BC02A	34,560	306.50	7,641	22.1%	51.00	1,271	3.7%	8,912	25.8%
TRN 501	1249	1	Y	N	P	B	Equipment Operator II	BC09A	46,344	247.25	8,263	17.8%	-	-	0.0%	8,263	17.8%
TRN 501	1251	1	Y	N	P	B	Truck Driver Laborer	BC05A	38,460	307.25	8,522	22.2%	-	-	0.0%	8,522	22.2%
TRN 501	1253	1	Y	N	P	B	Equipment Operator I	BC04A	36,972	143.00	3,814	10.3%	-	-	0.0%	3,814	10.3%
TRN 501	1254	1	Y	N	P	B	Truck Driver	BC06A	39,984	268.00	7,726	19.3%	23.00	663	1.7%	8,389	21.0%
TRN 511	1260	1	Y	N	P	B	Painter I	BC09A	46,344	-	-	0.0%	280.25	9,366	20.2%	9,366	20.2%
TRN 511	1264	1	Y	N	P	B	Truck Driver Laborer	BC05A	38,460	183.00	5,076	13.2%	55.50	1,539	4.0%	6,615	17.2%
TRN 511	1275	1	Y	N	P	B	Equipment Operator I	BC04A	36,972	396.75	10,581	28.6%	2.00	53	0.1%	10,634	28.8%
TRN 511	1278	1	Y	N	P	B	Equipment Operator I	BC04A	36,972	436.50	11,641	31.5%	55.00	1,467	4.0%	13,108	35.5%
TRN 561	1280	1	Y	N	P	B	Heavy Truck Driver	BC07A	41,592	91.75	2,753	6.6%	105.50	3,165	7.6%	5,918	14.2%
TRN 511	1292	1	Y	N	P	B	Equipment Operator I	BC04A	36,972	439.75	11,728	31.7%	28.50	760	2.1%	12,488	33.8%
TRN 511	1304	2	Y	N	P	B	Traffic Signs & Marking Supvr	F109L3	53,592	869.00	33,591	62.7%	-	-	0.0%	33,591	62.7%
TRN 561	1305	2	Y	N	P	B	HWY Constr & Maint Supvr II	F110L2	55,648	434.50	17,121	30.8%	82.50	3,251	5.8%	20,372	36.6%

Department of Transportation-Highways Division  
Overtime Position List

Table 18

(Only for Positions the Sum of Overtime Paid and Value of Compensatory Time for which was at Least 10% of Base Pay)

Prog ID	Position No.	Bargaining Unit	Included in CB (Y/N)	Exempt (Y/N)	Temp or Perm (T/P)	MOF	Position Title	Salary Range Level	Base Annual Pay	Hours Exceeding Standard	FY 14						
											OT		Comp Time			Total OT/Comp	
											\$ Amount Paid	% of Base	Hours Earned	\$ Value of Hours Earned	% \$ Value of Base Salary	\$ Amount OT Paid + \$ Value Comp Hours Earned	% of Base
TRN 561	1309	1	Y	N	P	B	Equipment Operator II	BC06A	39,984	12.50	360	0.9%	211.50	6,098	15.3%	6,458	16.2%
TRN 501	1311	1	Y	N	P	B	Heavy Equipment Operator	BC10A	48,108	289.50	10,044	20.9%	-	-	0.0%	10,044	20.9%
TRN 501	1314	1	Y	N	P	B	General Laborer I	BC02A	34,560	282.00	7,030	20.3%	-	-	0.0%	7,030	20.3%
TRN 501	1319	1	Y	N	P	B	General Laborer I	BC02A	34,560	273.50	6,818	19.7%	48.00	1,197	3.5%	8,015	23.2%
TRN 511	1320	2	Y	N	P	B	HWY Constr & Maint Supvr II	F110L2	54,648	629.50	24,805	45.4%	2.00	79	0.1%	24,884	45.5%
TRN 511	1321	1	Y	N	P	B	Heavy Truck Driver	BC07A	41,592	523.25	15,698	37.7%	7.00	210	0.5%	15,908	38.2%
TRN 595	1325	23	Y	N	P	B	Engineer (Civil) V	SR26J	83,220	226.50	13,593	16.3%	-	-	0.0%	13,593	16.3%
TRN 511	1330	1	Y	N	P	B	Truck Driver Laborer	BC05A	38,460	207.00	5,741	14.9%	80.25	2,226	5.8%	7,967	20.7%
TRN 561	1332	2	Y	N	P	B	HWY Constr & Maint Supvr II	F110A	52,536	643.75	24,392	46.4%	136.00	5,153	9.8%	29,545	56.2%
TRN 595	1348	23	Y	N	P	B	Engineer (Civil) V	SR26J	81,672	186.00	10,956	13.4%	-	-	0.0%	10,956	13.4%
TRN 511	1349	2	Y	N	P	B	HWY Constr & Maint Supvr II	F110A	52,536	705.50	26,731	50.9%	-	-	0.0%	26,731	50.9%
TRN 561	1353	1	Y	N	P	B	Heavy Truck Driver	BC07A	49,548	79.75	2,850	5.8%	145.00	5,181	10.5%	8,031	16.2%
TRN 501	1365	1	Y	N	P	B	General Laborer	BC02A	34,560	255.25	6,363	18.4%	80.50	2,007	5.8%	8,370	24.2%
TRN 561	1371	1	Y	N	P	B	Equipment Operator I	BC04A	36,972	169.00	4,507	12.2%	55.75	1,487	4.0%	5,994	16.2%
TRN 561	1378	23	Y	N	P	B	Engineer (Civil) V	SR22L	68,040	-	-	0.0%	215.00	10,549	15.5%	10,549	15.5%
TRN 595	1381	13	Y	N	P	B	Engineer (Civil) IV	SR22I	62,100	248.25	11,119	17.9%	-	-	0.0%	11,119	17.9%
TRN 511	1382	3	Y	N	P	B	Engineering Tech V	SR13B	32,424	839.50	19,632	60.5%	-	-	0.0%	19,632	60.5%
TRN 595	1385	13	Y	N	P	B	Engineer (Civil) III	SR22G	57,684	133.00	5,532	9.6%	21.00	873	1.5%	6,405	11.1%
TRN 511	1387	3	Y	N	P	B	Account Clerk IV (50% O&M funded)	SR13H	41,040	67.25	1,990	4.8%	9.50	281	0.7%	2,271	5.5%
TRN 511	1387	3	Y	N	P	B	Account Clerk IV (50% Project funded)	SR13H	41,040	57.00	1,687	4.1%	12.00	355	0.9%	2,042	5.0%
TRN 501	2491	2	Y	N	P	B	HWYS Special Services Supvr	F210A	55,908	363.75	14,667	26.2%	25.00	1,008	1.8%	15,675	28.0%
TRN 595	2502	13	Y	N	P	B	Engineer (Civil) IV	SR24C	67,032	146.00	7,058	10.5%	-	-	0.0%	7,058	10.5%
TRN 501	2509	4	Y	N	P	B	Construction & Maint Supt. VI	SR26H	68,388	361.50	17,829	26.1%	-	-	0.0%	17,829	26.1%
TRN 595	2511	3	Y	N	P	B	Motorized Equip Supt/Safety Coordinator	SR26G	65,784	151.00	7,164	10.9%	-	-	0.0%	7,164	10.9%
TRN 501	2628	1	Y	N	P	B	Mech Repair Worker	BC09A	46,344	234.00	7,820	16.9%	-	-	0.0%	7,820	16.9%
TRN 501	2642	1	Y	N	P	B	Hvy/Const Equip Mech I	BC11A	49,860	160.00	5,753	11.5%	-	-	0.0%	5,753	11.5%
TRN 501	2649	1	Y	N	P	B	Hvy/Const Equip Mech I	BC11A	49,860	134.00	4,818	9.7%	62.00	2,229	4.5%	7,047	14.1%
TRN 501	2673	1	Y	N	P	B	Hwy Lighting Worker I	BC12A	51,780	227.75	8,503	16.4%	152.00	5,675	11.0%	14,178	27.4%
TRN 501	2675	1	Y	N	P	B	Hvy/Const Equip Mech II	WS11A	52,908	211.50	8,071	15.3%	-	-	0.0%	8,071	15.3%
TRN 561	2683	35	Y	N	P	B	Engineering Prgm Mgr (50% O&M funded)	EM07	108,156	24.50	1,911	1.8%	-	-	0.0%	1,911	1.8%
TRN 595	2683	35	Y	N	P	B	Engineering Prgm Mgr (50% Project funded)	EM07	108,156	168.25	13,124	12.1%	-	-	0.0%	13,124	12.1%
TRN 511	2692	35	Y	N	P	B	Engineer Prgm Mgr (50% O&M funded)	EM07	108,156	11.00	858	0.8%	-	-	0.0%	858	0.8%
TRN 595	2692	35	Y	N	P	B	Engineer Prgm Mgr (50% Project funded)	EM07	108,156	143.25	11,174	10.3%	-	-	0.0%	11,174	10.3%
TRN 501	2695	1	Y	N	P	B	Street Sweeper Operator	BC09A	46,344	116.00	3,877	8.4%	162.00	5,414	11.7%	9,291	20.0%
TRN 511	2696	1	Y	N	P	B	Heavy Truck Driver	BC07A	41,592	128.25	15,240	36.6%	128.25	3,848	9.3%	19,088	45.9%
TRN 531	2697	2	Y	N	P	B	Traffic Signs & Marking Supvr	F109L2	52,536	160.50	6,081	11.6%	-	-	0.0%	6,081	11.6%
TRN 501	2698	1	Y	N	P	B	Street Sweeper Operator	BC09A	46,344	402.75	13,460	29.0%	-	-	0.0%	13,460	29.0%
TRN 501	2699	1	Y	N	P	B	Heavy Trucker Driver	BC07A	41,592	294.75	8,843	21.3%	-	-	0.0%	8,843	21.3%
TRN 501	2700	2	Y	N	P	B	HWY Maint Supvr II	F205A	45,348	688.25	22,506	49.6%	-	-	0.0%	22,506	49.6%
TRN 511	2703	1	Y	N	P	B	Heavy Equipment Operator	BC10A	48,108	507.75	17,617	36.6%	3.25	113	0.2%	17,730	36.9%
TRN 595	2705	13	Y	N	P	B	Engineer I	SR24C	67,032	237.00	11,458	17.1%	-	-	0.0%	11,458	17.1%
TRN 511	2708	2	Y	N	P	B	HWY Maint Supvr I	F105L5	49,800	297.50	10,683	21.5%	34.50	1,239	2.5%	11,922	23.9%

Department of Transportation-Highways Division  
Overtime Position List

Table 18

(Only for Positions the Sum of Overtime Paid and Value of Compensatory Time for which was at Least 10% of Base Pay)

Prog ID	Position No.	Bargaining Unit	Included in CB (Y/N)	Exempt (Y/N)	Temp or Perm (T/P)	MOF	Position Title	Salary Range Level	Base Annual Pay	Hours Exceeding Standard	FY 14						
											OT		Comp Time			Total OT/Comp	
											\$ Amount Paid	% of Base	Hours Earned	\$ Value of Hours Earned	% \$ Value of Base Salary	\$ Amount OT Paid + \$ Value Comp Hours Earned	% of Base
TRN 501	2711	35	Y	N	P	B	Engineer Prgm Mgr	EM07	116,580	208.75	17,551	15.1%	-	-	0.0%	17,551	15.1%
TRN 501	3279	2	Y	N	P	B	HWY Maint Supvr I	F105A	43,092	387.75	12,051	28.0%	47.50	1,476	3.4%	13,527	31.4%
TRN 511	3351	1	Y	N	P	B	Heavy Truck Driver	BC07A	41,592	147.00	4,410	10.6%	395.25	11,858	28.5%	16,268	39.1%
TRN 595	3376	13	Y	N	P	B	Land Surveyor I	SR18C	40,548	744.50	21,765	53.7%	-	-	0.0%	21,765	53.7%
TRN 511	3479	1	Y	N	P	B	Equipment Operator II	BC09A	46,344	919.50	30,730	66.3%	-	-	0.0%	30,730	66.3%
TRN 501	3631	1	Y	N	P	B	Truck Driver Laborer	BC05A	38,460	210.50	5,838	15.2%	4.00	111	0.3%	5,949	15.5%
TRN 501	3632	1	Y	N	P	B	Trk Tractor Semi Trailer Oper	BC08A	43,272	180.50	5,632	13.0%	-	-	0.0%	5,632	13.0%
TRN 595	3654	3	Y	N	P	B	HWY Constr Inspector IV	SR12M	49,800	545.00	19,571	39.3%	-	-	0.0%	19,571	39.3%
TRN 501	3731	2	Y	N	P	B	HWY Maint Supvr I	F105L1	43,944	174.00	5,515	12.6%	8.00	254	0.6%	5,769	13.1%
TRN 595	4033	23	Y	N	P	B	Engineer (Civil) VI	SR28L	94,092	461.00	31,283	33.2%	2.00	136	0.1%	31,419	33.4%
TRN 595	4101	3	Y	N	P	B	HWY Constr Inspector IV	SR19L	60,744	305.00	13,359	22.0%	-	-	0.0%	13,359	22.0%
TRN 531	4121	3	Y	N	P	B	Account Clerk IV	SR13I	42,684	228.00	7,018	16.4%	-	-	0.0%	7,018	16.4%
TRN 595	4493	13	Y	N	P	B	Engineer V	SR26L	83,616	230.00	13,869	16.6%	-	-	0.0%	13,869	16.6%
TRN 595	4494	13	Y	N	P	B	Engineer (Civil) IV	SR22L	68,040	161.50	7,924	11.6%	-	-	0.0%	7,924	11.6%
TRN 595	5305	23	Y	N	P	B	Engineer (Civil) VI	SR28I	91,248	179.00	11,779	12.9%	-	-	0.0%	11,779	12.9%
TRN 531	5308	84	Y	N	P	B	Bus Svcs Supvr II	SR18G	48,048	232.50	8,056	16.8%	-	-	0.0%	8,056	16.8%
TRN 595	5395	3	Y	N	P	B	Drafting Tech VI	SR17I	49,932	187.00	6,735	13.5%	-	-	0.0%	6,735	13.5%
TRN 501	5728	1	Y	N	P	B	Sign Painter I	BC09A	46,344	359.00	11,998	25.9%	-	-	0.0%	11,998	25.9%
TRN 501	5754	1	Y	N	P	B	Hwy Lighting Worker I	WS12A	54,840	158.25	6,260	11.4%	73.00	2,888	5.3%	9,148	16.7%
TRN 595	6434	3	Y	N	P	B	HWY Constr Inspector III	SR14B	33,756	608.00	14,802	43.8%	-	-	0.0%	14,802	43.8%
TRN 501	6474	4	Y	N	P	B	Business Svcs Supvr III	SR20L	63,204	217.25	9,903	15.7%	-	-	0.0%	9,903	15.7%
TRN 595	6531	13	Y	N	P	B	Land Surveyor II	SR20C	43,812	987.00	31,179	71.2%	-	-	0.0%	31,179	71.2%
TRN 511	6590	84	Y	N	P	B	Business Svcs Supvr II (50% O&M funded)	SR18F	46,176	328.75	10,947	23.7%	-	-	0.0%	10,947	23.7%
TRN 511	6590	84	Y	N	P	B	Business Svcs Supvr II (50% Project funded)	SR18F	46,176	34.75	1,157	2.5%	-	-	0.0%	1,157	2.5%
TRN 595	6689	4	Y	N	P	B	HWY Constr Inspector V	SR21I	58,440	175.00	7,376	12.6%	-	-	0.0%	7,376	12.6%
TRN 595	6708	4	Y	N	P	B	HWY Constr Inspector V	SR21I	58,440	146.00	6,154	10.5%	-	-	0.0%	6,154	10.5%
TRN 595	6847	3	Y	N	P	B	Engineering Tech V	SR15F	41,040	580.00	17,165	41.8%	81.00	2,397	5.8%	19,562	47.7%
TRN 511	7518	1	Y	N	P	B	Hvy Veh/Const Equip Mech I	BC11A	49,860	500.00	17,978	36.1%	-	-	0.0%	17,978	36.1%
TRN 511	7519	1	Y	N	P	B	Heavy Truck Driver	BC07A	41,592	550.50	16,515	39.7%	103.50	3,105	7.5%	19,620	47.2%
TRN 511	7522	1	Y	N	P	B	Heavy Equipment Operator	BC10A	48,108	399.25	13,852	28.8%	14.75	512	1.1%	14,364	29.9%
TRN 595	7551	3	Y	N	P	B	HWY Constr Inspector IV	SR19J	56,172	164.00	6,644	11.8%	-	-	0.0%	6,644	11.8%
TRN 595	7552	3	Y	N	P	B	HWY Constr Inspector IV	SR19B	41,040	147.00	4,350	10.6%	-	-	0.0%	4,350	10.6%
TRN 501	7555	1	Y	N	P	B	Hvy Veh/Const Equip Mech I	BC11A	49,860	227.00	8,162	16.4%	-	-	0.0%	8,162	16.4%
TRN 595	7558	3	Y	N	P	B	HWY Constr Inspector IV	SR19B	41,040	138.00	4,084	10.0%	-	-	0.0%	4,084	10.0%
TRN 595	7604	13	Y	N	P	B	Engineer (Civil) IV	SR22C	51,036	176.00	6,479	12.7%	-	-	0.0%	6,479	12.7%
TRN 595	7675	4	Y	N	P	B	HWY Constr Inspector V	SR21J	60,744	270.00	11,826	19.5%	-	-	0.0%	11,826	19.5%
TRN 595	7676	3	Y	N	P	B	HWY Constr Inspector IV	SR19I	54,012	950.00	37,007	68.5%	-	-	0.0%	37,007	68.5%
TRN 595	7679	3	Y	N	P	B	HWY Constr Inspector II	SR14L	49,932	231.50	8,337	16.7%	-	-	0.0%	8,337	16.7%
TRN 595	7680	3	Y	N	P	B	HWY Constr Inspector IV	SR19I	54,012	298.50	11,628	21.5%	241.00	9,388	17.4%	21,016	38.9%
TRN 595	7686	13	Y	N	P	B	Engineer (Civil) IV	SR22H	66,384	197.00	9,432	14.2%	-	-	0.0%	9,432	14.2%
TRN 595	7839	13	Y	N	P	B	Engineer (Civil) IV	SR22M	78,996	157.00	8,944	11.3%	-	-	0.0%	8,944	11.3%
TRN 595	7840	23	Y	N	P	B	Engineer V	SR26I	81,132	270.00	15,799	19.5%	-	-	0.0%	15,799	19.5%

Department of Transportation-Highways Division  
Overtime Position List

Table 18

(Only for Positions the Sum of Overtime Paid and Value of Compensatory Time for which was at Least 10% of Base Pay)

Prog ID	Position No.	Bargaining Unit	Included in CB (Y/N)	Exempt (Y/N)	Temp or Perm (T/P)	MOF	Position Title	Salary Range Level	Base Annual Pay	Hours Exceeding Standard	FY 14						
											OT		Comp Time			Total OT/Comp	
											\$ Amount Paid	% of Base	Hours Earned	\$ Value of Hours Earned	% \$ Value of Base Salary	\$ Amount OT Paid + \$ Value Comp Hours Earned	% of Base
TRN 511	7854	13	Y	N	P	B	Land Surveyor I	SR18H	49,308	942.00	33,502	67.9%	-	-	0.0%	33,502	67.9%
TRN 501	7884	1	Y	N	P	B	Equipment Operator II	BC06A	39,984	530.25	15,287	38.2%	59.00	1,701	4.3%	16,988	42.5%
TRN 531	7921	3	Y	N	P	B	Office Assistant III (50% O&M funded)	SR08B	26,700	124.75	2,403	9.0%	-	-	0.0%	2,403	9.0%
TRN 595	7921	3	Y	N	P	B	Office Assistant III (50% Project funded)	SR08B	26,700	70.00	1,348	5.0%	-	-	0.0%	1,348	5.0%
TRN 595	8002	23	Y	N	P	B	Engineer (Civil) V	SR26H	80,820	292.50	17,050	21.1%	-	-	0.0%	17,050	21.1%
TRN 595	8003	13	Y	N	P	B	Engineer III	SR22E	60,708	57.00	2,496	4.1%	87.75	3,842	6.3%	6,338	10.4%
TRN 595	8007	13	Y	N	P	B	Engineer (Civil) IV	SR22E	62,436	85.50	3,850	6.2%	140.00	6,304	10.1%	10,154	16.3%
TRN 511	8168	2	Y	N	P	B	Automotive Mech Supvr I	F110A	52,536	773.25	29,299	55.8%	-	-	0.0%	29,299	55.8%
TRN 595	8506	13	Y	N	P	B	Engineer (Civil) IV	SR22C	51,036	259.00	9,534	18.7%	-	-	0.0%	9,534	18.7%
TRN 511	8589	1	Y	N	P	B	Equipment Operator III	BC09A	46,344	510.50	17,061	36.8%	-	-	0.0%	17,061	36.8%
TRN 511	8591	2	Y	N	P	B	HWY Maint Supvr I	F105A	43,092	417.25	12,968	30.1%	-	-	0.0%	12,968	30.1%
TRN 511	8611	2	Y	N	P	B	HWY Constr & Maint Supvr IV	F310L4	64,464	447.75	20,814	32.3%	-	-	0.0%	20,814	32.3%
TRN 511	8616	1	Y	N	P	B	Bridge Maint Worker I	BC11A	49,860	684.50	24,611	49.4%	5.00	180	0.4%	24,791	49.7%
TRN 501	8623	2	Y	N	P	B	Traffic Signs & Marking Supvr	F109A	50,496	418.00	15,260	30.2%	-	-	0.0%	15,260	30.2%
TRN 595	8651	13	Y	N	P	B	Land Surveyor II	SR20C	43,812	955.00	30,168	68.9%	-	-	0.0%	30,168	68.9%
TRN 595	8654	3	Y	N	P	B	HWY Constr Inspector IV	SR19M	63,204	240.00	10,940	17.3%	1.00	46	0.1%	10,986	17.4%
TRN 595	8657	3	Y	N	P	B	HWY Constr Inspector IV	SR19J	56,172	143.50	5,814	10.4%	-	-	0.0%	5,814	10.4%
TRN 595	8658	3	Y	N	P	B	HWY Constr Inspector IV	SR19M	63,204	157.50	7,180	11.4%	-	-	0.0%	7,180	11.4%
TRN 595	8660	13	Y	N	P	B	Engineer III	SR22C	51,036	73.00	2,687	5.3%	181.00	6,663	13.1%	9,350	18.3%
TRN 595	8730	23	Y	N	P	B	Engineer IV	SR26C	72,396	303.25	15,835	21.9%	77.75	4,060	5.6%	19,895	27.5%
TRN 511	9158	1	Y	N	P	B	Bridge Maint Worker I	BC11A	49,860	406.00	14,598	29.3%	194.50	6,993	14.0%	21,591	43.3%
TRN 511	9176	1	Y	N	P	B	Bridge Maint Worker I	BC11A	49,860	90.50	3,254	6.5%	482.00	17,330	34.8%	20,584	41.3%
TRN 595	9657	13	Y	N	P	B	Engineer VI	SR28K	91,788	233.50	15,547	16.9%	-	-	0.0%	15,547	16.9%
TRN 501	9781	1	Y	N	P	B	Light Truck Driver	BC04A	36,972	723.75	19,303	52.2%	100.50	2,680	7.2%	21,983	59.5%
TRN 501	9782	1	Y	N	P	B	Street Sweeper Operator	BC09A	46,344	132.00	4,411	9.5%	12.00	401	0.9%	4,812	10.4%
TRN 501	9941	1	Y	N	P	B	Truck Driver	BC06A	39,984	875.25	25,234	63.1%	-	-	0.0%	25,234	63.1%
TRN 501	9976	2	Y	N	P	B	Traffic Signal & Hwy Light Supv	F212A	60,540	407.25	17,783	29.4%	-	-	0.0%	17,783	29.4%
TRN 595	10197	4	Y	N	P	B	Drafting Tech VII	SR19G	49,932	214.00	7,707	15.4%	-	-	0.0%	7,707	15.4%
TRN 511	10210	4	Y	N	P	B	Construction & Maint Supt. VI	SR26B	54,012	821.50	32,002	59.2%	-	-	0.0%	32,002	59.2%
TRN 595	10363	13	Y	N	P	B	Engineer VI	SR28H	88,440	414.00	26,405	29.9%	-	-	0.0%	26,405	29.9%
TRN 595	10465	13	Y	N	P	B	Engineer (Civil) IV	SR22E	74,592	259.00	13,932	18.7%	-	-	0.0%	13,932	18.7%
TRN 511	10468	1	Y	N	P	B	Hvy Veh/Const Equip Mech I	BC11A	49,860	610.00	21,933	44.0%	-	-	0.0%	21,933	44.0%
TRN 511	10471	1	Y	N	P	B	Painter Helper	BC05A	38,460	366.00	10,151	26.4%	-	-	0.0%	10,151	26.4%
TRN 501	10480	1	Y	N	P	B	Equipment Operator I	BC04A	36,972	442.50	11,801	31.9%	17.00	453	1.2%	12,254	33.1%
TRN 561	10481	1	Y	N	P	B	General Laborer II	BC03A	35,544	194.25	4,980	14.0%	-	-	0.0%	4,980	14.0%
TRN 561	10483	1	Y	N	P	B	General Laborer II	BC03A	35,544	19.50	500	1.4%	336.25	8,620	24.3%	9,120	25.7%
TRN 595	10535	13	Y	N	P	B	Engineer (Civil) III	SR22L	67,884	185.50	9,082	13.4%	-	-	0.0%	9,082	13.4%
TRN 595	10662	23	Y	N	P	B	Engineer V	SR26E	78,312	176.50	9,968	12.7%	-	-	0.0%	9,968	12.7%
TRN 595	10662	23	Y	N	P	N	Engineer V	SR26E	78,312	1.50	85	0.1%	-	-	0.0%	85	0.1%
TRN 595	10688	23	Y	N	P	B	Engineer (Civil) V	SR26K	84,300	187.00	11,369	13.5%	-	-	0.0%	11,369	13.5%
TRN 595	10693	13	Y	N	P	B	Engineer (Civil) IV	SR22C	51,036	215.00	7,914	15.5%	12.50	460	0.9%	8,374	16.4%
TRN 501	10721	2	Y	N	P	B	General Constr & Maint Supvr I	F110A	52,536	333.50	12,636	24.1%	95.50	3,619	6.9%	16,255	30.9%



Department of Transportation-Highways Division  
Overtime Position List

Table 18

(Only for Positions the Sum of Overtime Paid and Value of Compensatory Time for which was at Least 10% of Base Pay)

Prog ID	Position No.	Bargaining Unit	Included in CB (Y/N)	Exempt (Y/N)	Temp or Perm (T/P)	MOF	Position Title	Salary Range Level	Base Annual Pay	Hours Exceeding Standard	FY 14						
											OT		Comp Time			Total OT/Comp	
											\$ Amount Paid	% of Base	Hours Earned	\$ Value of Hours Earned	% \$ Value of Base Salary	\$ Amount OT Paid + \$ Value Comp Hours Earned	% of Base
TRN 595	10732	13	Y	N	P	B	Engineer (Civil) IV	SR22C	51,036	242.00	8,908	17.5%	-	-	0.0%	8,908	17.5%
TRN 595	10754	23	Y	N	P	B	Engineer VI	SR28G	85,440	373.00	22,984	26.9%	-	-	0.0%	22,984	26.9%
TRN 501	10756	23	Y	N	P	B	Engineer (Civil) VI	SR28I	90,948	167.00	10,954	12.0%	-	-	0.0%	10,954	12.0%
TRN 595	10780	23	Y	N	P	B	Engineer VI (50% Project funded)	SR28I	92,412	219.50	14,629	15.8%	-	-	0.0%	14,629	15.8%
TRN 595	10780	23	Y	N	P	B	Engineer VI (50% O&M funded)	SR28I	92,412	118.00	7,864	8.5%	-	-	0.0%	7,864	8.5%
TRN 595	10780	23	Y	N	P	N	Engineer VI (50% Project funded)	SR28I	92,412	1.50	100	0.1%	-	-	0.0%	100	0.1%
TRN 595	10826	63	Y	N	P	B	Secretary IV	SR18A	37,968	240.00	6,571	17.3%	-	-	0.0%	6,571	17.3%
TRN 511	10873	1	Y	N	P	B	Hvy Veh/Const Equip Mech I	BC11A	49,860	107.75	3,798	7.6%	-	-	0.0%	3,798	7.6%
TRN 501	11178	1	Y	N	P	B	General Laborer I	BC02A	34,560	332.75	8,296	24.0%	4.00	100	0.3%	8,396	24.3%
TRN 501	11179	1	Y	N	P	B	General Laborer II	BC03A	35,544	154.00	3,948	11.1%	147.00	3,768	10.6%	7,716	21.7%
TRN 595	11269	63	Y	N	P	B	Secretary III	SR16I	48,048	139.00	4,816	10.0%	-	-	0.0%	4,816	10.0%
TRN 595	11317	13	Y	N	P	B	Engineer II	SR22I	66,204	543.00	25,926	39.2%	-	-	0.0%	25,926	39.2%
TRN 595	11368	63	Y	N	P	B	Personnel Clerk V	SR13A	35,064	300.00	7,586	21.6%	-	-	0.0%	7,586	21.6%
TRN 501	11381	1	Y	N	P	B	Equipment Operator I	BC04A	36,972	235.00	6,267	17.0%	-	-	0.0%	6,267	17.0%
TRN 501	11470	1	Y	N	P	B	Truck Driver Laborer	BC05A	38,460	202.50	5,616	14.6%	-	-	0.0%	5,616	14.6%
TRN 501	11471	1	Y	N	P	B	General Laborer II	BC03A	35,544	278.00	7,127	20.1%	16.00	410	1.2%	7,537	21.2%
TRN 511	11488	1	Y	N	P	B	Bridge Maint Worker I	BC11A	49,860	228.50	8,216	16.5%	-	-	0.0%	8,216	16.5%
TRN 501	11613	1	Y	N	P	B	Automotive Tech I	BC11A	49,860	230.00	8,270	16.6%	-	-	0.0%	8,270	16.6%
TRN 501	11614	1	Y	N	P	B	Automotive Tech I	BC11A	49,860	232.00	8,342	16.7%	-	-	0.0%	8,342	16.7%
TRN 501	11615	1	Y	N	P	B	Automotive Tech II	WS11A	52,908	213.75	8,157	15.4%	-	-	0.0%	8,157	15.4%
TRN 501	11618	1	Y	N	P	B	Highway Lighting Worker I	BC12A	51,780	188.00	7,019	13.6%	124.00	4,630	8.9%	11,649	22.5%
TRN 501	11620	1	Y	N	P	B	Electrician Helper	BC05A	38,460	196.00	5,436	14.1%	25.50	707	1.8%	6,143	16.0%
TRN 595	11629	63	Y	N	P	B	Personnel Clerk IV	SR11G	39,480	295.25	8,406	21.3%	-	-	0.0%	8,406	21.3%
TRN 595	11704	3	Y	N	P	B	Office Assistant IV	SR10M	46,410	154.50	5,140	11.1%	-	-	0.0%	5,140	11.1%
TRN 501	11773	1	Y	N	P	B	Highway Lighting Worker II	WS12A	54,840	349.00	13,805	25.2%	-	-	0.0%	13,805	25.2%
TRN 595	11786	13	Y	N	P	B	Engineer (Civil) IV	SR22D	54,564	233.00	9,167	16.8%	-	-	0.0%	9,167	16.8%
TRN 595	11791	23	Y	N	P	B	Engineer (Civil) VI	SR28J	90,468	357.00	23,289	25.7%	-	-	0.0%	23,289	25.7%
TRN 595	11799	3	Y	N	P	B	HWY Constr Inspector IV	SR19I	54,012	222.00	8,648	16.0%	-	-	0.0%	8,648	16.0%
TRN 595	11806	13	Y	N	P	B	Engineer V	SR26G	79,140	183.00	10,445	13.2%	-	-	0.0%	10,445	13.2%
TRN 595	11851	13	Y	N	P	B	Engineer IV	SR22C	51,036	326.00	12,000	23.5%	168.00	6,184	12.1%	18,184	35.6%
TRN 595	11854	13	Y	N	P	B	Engineer (Civil) IV	SR22F	63,264	270.50	12,343	19.5%	-	-	0.0%	12,343	19.5%
TRN 595	11857	13	Y	N	P	B	Engineer (Civil) IV	SR22G	65,388	246.00	11,601	17.7%	-	-	0.0%	11,601	17.7%
TRN 501	12229	1	Y	N	P	B	Painter I	BC09A	46,344	349.75	11,689	25.2%	-	-	0.0%	11,689	25.2%
TRN 595	12287	3	Y	N	P	B	Account Clerk III	SR13E	33,756	146.75	3,573	10.6%	-	-	0.0%	3,573	10.6%
TRN 595	16837	3	Y	N	P	B	Office Assistant IV	SR10I	37,968	176.50	4,832	12.7%	-	-	0.0%	4,832	12.7%
TRN 595	16840	3	Y	N	P	B	Office Assistant IV	SR10D	31,212	146.50	3,299	10.6%	-	-	0.0%	3,299	10.6%
TRN 595	16841	3	Y	N	P	B	Office Assistant IV	SR10M	44,412	156.00	4,996	11.2%	-	-	0.0%	4,996	11.2%
TRN 595	16843	23	Y	N	P	B	Engineer (Civil) V	SR26C	72,396	189.50	9,895	13.7%	-	-	0.0%	9,895	13.7%
TRN 595	16850	4	Y	N	P	B	HWY Constr Inspector IV	SR21I	58,440	216.00	9,104	15.6%	56.00	2,360	4.0%	11,464	19.6%
TRN 595	19139	23	Y	N	P	B	Engineer (Civil) VI	SR28J	91,872	240.50	15,934	17.3%	-	-	0.0%	15,934	17.3%
TRN 595	19398	63	Y	N	P	B	Personnel Clerk IV	SR11F	36,513	-	-	0.0%	283.00	7,452	20.4%	7,452	20.4%
TRN 511	21346	1	Y	N	P	B	Truck Driver Laborer	BC05A	38,460	433.00	12,009	31.2%	17.50	485	1.3%	12,494	32.5%

Department of Transportation-Highways Division  
Overtime Position List

Table 18

(Only for Positions the Sum of Overtime Paid and Value of Compensatory Time for which was at Least 10% of Base Pay)

Prog ID	Position No.	Bargaining Unit	Included in CB (Y/N)	Exempt (Y/N)	Temp or Perm (T/P)	MOF	Position Title	Salary Range Level	Base Annual Pay	Hours Exceeding Standard	FY 14						
											OT		Comp Time			Total OT/Comp	
											\$ Amount Paid	% of Base	Hours Earned	\$ Value of Hours Earned	% \$ Value of Base Salary	\$ Amount OT Paid + \$ Value Comp Hours Earned	% of Base
TRN 501	21384	1	Y	N	P	B	Highway Lighting Worker I	BC12A	51,780	306.75	11,453	22.1%	134.50	5,022	9.7%	16,475	31.8%
TRN 511	21421	1	Y	N	P	B	General Laborer I	BC02A	34,560	99.25	2,474	7.2%	45.00	1,122	3.2%	3,596	10.4%
TRN 501	21524	1	Y	N	P	B	General Laborer II	BC03A	35,544	150.00	3,845	10.8%	8.00	205	0.6%	4,050	11.4%
TRN 501	21527	1	Y	N	P	B	General Laborer I	BC02A	34,560	92.00	2,294	6.6%	56.00	1,396	4.0%	3,690	10.7%
TRN 501	21529	1	Y	N	P	B	General Laborer I	BC02A	34,560	251.75	6,276	18.2%	-	-	0.0%	6,276	18.2%
TRN 501	21535	1	Y	N	P	B	General Laborer II	BC03A	35,544	168.25	4,313	12.1%	-	-	0.0%	4,313	12.1%
TRN 501	21536	1	Y	N	P	B	General Laborer I	BC02A	34,560	107.00	2,668	7.7%	48.00	1,197	3.5%	3,865	11.2%
TRN 511	22784	1	Y	N	P	B	General Laborer I	BC02A	34,560	161.50	3,946	11.4%	117.25	2,865	8.3%	6,811	19.7%
TRN 501	22786	1	Y	N	P	B	Light Truck Driver	BC04A	36,972	896.75	23,916	64.7%	14.00	373	1.0%	24,289	65.7%
TRN 501	22787	1	Y	N	P	B	Light Truck Driver	BC04A	36,972	264.50	7,054	19.1%	62.00	1,654	4.5%	8,708	23.6%
TRN 501	22789	1	Y	N	P	B	Bridge Maint Worker I	BC11A	49,860	215.00	7,730	15.5%	4.00	144	0.3%	7,874	15.8%
TRN 501	22790	1	Y	N	P	B	Bridge Maint Worker I	BC11A	49,860	207.50	7,461	15.0%	-	-	0.0%	7,461	15.0%
TRN 501	22791	1	Y	N	P	B	Bridge Maint Worker I	BC11A	49,860	183.50	6,598	13.2%	-	-	0.0%	6,598	13.2%
TRN 531	22793	2	Y	N	P	B	HWY Constr & Maint Supvr II	F110L3	55,764	199.00	8,003	14.4%	-	-	0.0%	8,003	14.4%
TRN 531	22794	1	Y	N	P	B	Equipment Operator III	BC09A	46,344	4.00	134	0.3%	166.50	5,564	12.0%	5,698	12.3%
TRN 531	22798	1	Y	N	P	B	Tractor Operator	BC09A	36,972	53.00	1,414	3.8%	119.00	3,174	8.6%	4,588	12.4%
TRN 531	22801	1	Y	N	P	B	General Laborer II	BC03A	35,544	4.00	103	0.3%	143.50	3,679	10.3%	3,781	10.6%
TRN 561	22803	1	Y	N	P	B	Equipment Operator III	BC09A	46,344	188.25	6,291	13.6%	12.25	410	0.9%	6,701	14.5%
TRN 561	22807	1	Y	N	P	B	General Laborer II	BC03A	35,544	666.50	17,086	48.1%	29.50	756	2.1%	17,842	50.2%
TRN 561	22808	1	Y	N	P	B	General Laborer II	BC03A	35,544	378.50	9,703	27.3%	137.00	3,512	9.9%	13,215	37.2%
TRN 561	22810	1	Y	N	P	B	General Laborer II	BC03A	35,544	-	-	0.0%	309.50	7,934	22.3%	7,934	22.3%
TRN 561	22811	1	Y	N	P	B	Equipment Operator III	BC09A	46,344	101.25	3,384	7.3%	59.25	1,980	4.3%	5,364	11.6%
TRN 561	22812	1	Y	N	P	B	General Laborer II	BC03A	35,544	360.50	9,241	26.0%	320.50	8,216	23.1%	17,457	49.1%
TRN 561	22813	1	Y	N	P	B	General Laborer II	BC03A	35,544	80.00	2,051	5.8%	316.50	8,113	22.8%	10,164	28.6%
TRN 561	22814	1	Y	N	P	B	Equipment Operator I	BC04A	36,972	3.50	93	0.3%	266.75	7,114	19.2%	7,207	19.5%
TRN 595	22815	13	Y	N	P	B	Accountant IV	SR22C	47,400	143.75	4,914	10.4%	-	-	0.0%	4,914	10.4%
TRN 595	24007	63	Y	N	P	B	Secretary III	SR16L	54,012	240.00	9,348	17.3%	-	-	0.0%	9,348	17.3%
TRN 501	26739	1	Y	N	P	B	General Laborer I	BC02A	34,560	458.00	11,418	33.0%	21.00	524	1.5%	11,942	34.6%
TRN 501	26741	3	Y	N	P	B	HWY Constr Inspector V	SR19G	51,936	29.50	1,105	2.1%	200.00	7,491	14.4%	8,596	16.6%
TRN 501	26744	1	Y	N	P	B	Equipment Operator I	BC06A	39,984	471.00	13,579	34.0%	113.25	3,265	8.2%	16,844	42.1%
TRN 501	27110	13	Y	N	P	B	Horticulturist III	SR20D	45,576	168.00	5,521	12.1%	-	-	0.0%	5,521	12.1%
TRN 595	27636	13	Y	N	P	B	Accountant V	SR24L	60,012	160.00	6,924	11.5%	-	-	0.0%	6,924	11.5%
TRN 501	27698	1	Y	N	P	B	Heavy Trucker Driver	BC07A	41,592	236.25	7,088	17.0%	16.50	495	1.2%	7,583	18.2%
TRN 501	28091	1	Y	N	P	B	Truck Driver	BC06A	39,984	339.00	9,773	24.4%	-	-	0.0%	9,773	24.4%
TRN 501	28093	1	Y	N	P	B	Street Sweeper Operator	BC09A	46,344	289.75	9,684	20.9%	-	-	0.0%	9,684	20.9%
TRN 511	28537	2	Y	N	P	B	Bridge Maint Supvr II	F211L1	59,340	754.75	32,300	54.4%	-	-	0.0%	32,300	54.4%
TRN 501	28588	1	Y	N	P	B	Plumber I	BC10A	53,508	198.50	7,661	14.3%	-	-	0.0%	7,661	14.3%
TRN 501	28590	1	Y	N	P	B	Truck Driver Laborer	BC05A	38,460	285.50	7,918	20.6%	-	-	0.0%	7,918	20.6%
TRN 501	28593	1	Y	N	P	B	Highway Lighting Worker I	BC12A	51,780	287.25	10,725	20.7%	-	-	0.0%	10,725	20.7%
TRN 501	28594	1	Y	N	P	B	Highway Lighting Worker II	WS12A	54,840	381.75	15,100	27.5%	-	-	0.0%	15,100	27.5%
TRN 511	30971	1	Y	N	P	B	General Laborer I	BC02A	34,560	41.75	1,041	3.0%	190.75	4,755	13.8%	5,796	16.8%
TRN 501	31504	1	Y	N	P	B	General Laborer II	BC03A	35,544	237.25	6,082	17.1%	-	-	0.0%	6,082	17.1%

Department of Transportation-Highways Division  
Overtime Position List

Table 18

(Only for Positions the Sum of Overtime Paid and Value of Compensatory Time for which was at Least 10% of Base Pay)

Prog ID	Position No.	Bargaining Unit	Included in CB (Y/N)	Exempt (Y/N)	Temp or Perm (T/P)	MOF	Position Title	Salary Range Level	Base Annual Pay	Hours Exceeding Standard	FY 14						
											OT		Comp Time			Total OT/Comp	
											\$ Amount Paid	% of Base	Hours Earned	\$ Value of Hours Earned	% \$ Value of Base Salary	\$ Amount OT Paid + \$ Value Comp Hours Earned	% of Base
TRN 501	31505	1	Y	N	P	B	General Laborer I	BC02A	34,560	183.50	4,575	13.2%	40.50	1,010	2.9%	5,585	16.2%
TRN 501	31506	1	Y	N	P	B	General Laborer I	BC02A	34,560	156.25	3,895	11.3%	96.50	2,406	7.0%	6,301	18.2%
TRN 531	32131	1	Y	N	P	B	Heavy Equipment Operator	BC10A	48,108	127.50	4,424	9.2%	12.00	416	0.9%	4,840	10.1%
TRN 501	34070	1	Y	N	P	B	Plumber Helper	BC05A	38,460	394.25	10,935	28.4%	-	-	0.0%	10,935	28.4%
TRN 501	35619	1	Y	N	P	B	Sign Painter Helper	BC05A	38,460	316.25	8,771	22.8%	20.00	555	1.4%	9,326	24.2%
TRN 501	36409	1	Y	N	P	B	Truck Driver Laborer	BC05A	38,460	348.75	9,673	25.2%	-	-	0.0%	9,673	25.2%
TRN 501	36423	1	Y	N	P	B	Plumber Helper	BC05A	38,460	223.75	6,206	16.1%	-	-	0.0%	6,206	16.1%
TRN 501	38306	1	Y	N	P	B	Bridge Maint Worker II	WS11A	52,908	228.00	8,700	16.4%	-	-	0.0%	8,700	16.4%
TRN 501	38307	1	Y	N	P	B	Bridge Maint Worker II	WS11A	52,908	109.50	4,179	7.9%	101.50	3,873	7.3%	8,052	15.2%
TRN 501	42921	1	Y	N	P	B	General Laborer I	BC02A	34,560	173.50	4,325	12.5%	113.00	2,817	8.2%	7,142	20.7%
TRN 595	42964	3	Y	N	P	B	Pre Audit Clerk I	SR11A	28,836	143.00	2,973	10.3%	-	-	0.0%	2,973	10.3%
TRN 511	43061	1	Y	N	P	B	Heavy Truck Driver	BC07A	41,592	166.50	4,995	12.0%	105.00	3,150	7.6%	8,145	19.6%
TRN 511	44576	3	Y	N	P	B	Office Assistant III	SR08E	30,036	119.25	2,583	8.6%	40.00	866	2.9%	3,449	11.5%
TRN 561	46334	1	Y	N	P	B	Truck Driver Laborer	BC05A	38,460	-	-	0.0%	192.00	5,325	13.8%	5,325	13.8%
TRN 501	47170	1	Y	N	P	B	Janitor II	BC02A	34,560	250.00	6,233	18.0%	-	-	0.0%	6,233	18.0%
TRN 501	47171	1	Y	N	P	B	Janitor II	BC02A	34,560	250.00	6,233	18.0%	-	-	0.0%	6,233	18.0%
TRN 501	47172	1	Y	N	P	B	Tunnel Maint Tech III	BC09A	46,344	272.00	9,090	19.6%	-	-	0.0%	9,090	19.6%
TRN 501	47173	1	Y	N	P	B	Tunnel Maint Tech III	BC09A	46,344	72.00	2,406	5.2%	122.00	4,077	8.8%	6,483	14.0%
TRN 501	47182	3	Y	N	P	B	Tunnel Systems Operator II	SR12B	31,212	304.00	6,845	21.9%	92.00	2,071	6.6%	8,916	28.6%
TRN 501	47183	3	Y	N	P	B	Tunnel Systems Operator II	SR12F	36,516	540.00	14,224	39.0%	-	-	0.0%	14,224	39.0%
TRN 501	47184	3	Y	N	P	B	Tunnel Systems Operator II	SR12G	37,968	382.00	10,457	27.5%	110.00	3,011	7.9%	13,468	35.5%
TRN 501	47185	3	Y	N	P	B	Tunnel Systems Operator III	SR14H	42,684	348.00	10,711	25.1%	-	-	0.0%	10,711	25.1%
TRN 501	47186	3	Y	N	P	B	Tunnel Systems Operator III	SR14J	46,176	323.00	10,756	23.3%	-	-	0.0%	10,756	23.3%
TRN 501	47187	3	Y	N	P	B	Tunnel Systems Operator III	SR14M	51,936	329.00	12,232	23.6%	-	-	0.0%	12,232	23.6%
TRN 501	47188	3	Y	N	P	B	Tunnel Systems Operator III	SR14M	51,936	365.00	13,671	26.3%	-	-	0.0%	13,671	26.3%
TRN 501	47189	3	Y	N	P	B	Tunnel Systems Operator III	SR14I	44,412	325.00	10,408	23.4%	-	-	0.0%	10,408	23.4%
TRN 501	48243	1	Y	N	P	B	Tunnel Maint Tech III	BC09A	46,344	264.00	8,823	19.0%	-	-	0.0%	8,823	19.0%
TRN 501	48881	3	Y	N	P	B	Tunnel Systems Operator II	SR12D	33,756	540.00	13,146	38.9%	-	-	0.0%	13,146	38.9%
TRN 501	48882	3	Y	N	P	B	Tunnel Systems Operator II	SR12H	39,480	517.00	14,719	37.3%	-	-	0.0%	14,719	37.3%
TRN 501	48883	3	Y	N	P	B	Tunnel Systems Operator II	SR12G	37,516	496.00	13,422	35.8%	-	-	0.0%	13,422	35.8%
TRN 501	48884	3	Y	N	P	B	Tunnel Systems Operator II	SR12G	37,968	520.00	14,235	37.5%	-	-	0.0%	14,235	37.5%
TRN 501	48909	23	Y	N	P	B	Engineer (Civil) VI	SR28E	87,060	169.50	10,643	12.2%	76.00	4,772	5.5%	15,415	17.7%
TRN 595	49145	3	Y	N	P	B	Pre Audit Clerk II	SR13F	37,968	293.00	8,021	21.1%	-	-	0.0%	8,021	21.1%
TRN 595	49689	63	Y	N	P	B	Personnel Clerk V	SR13H	41,040	301.50	8,923	21.7%	-	-	0.0%	8,923	21.7%
TRN 595	49711	13	Y	N	P	B	Accountant IV	SR22D	49,308	336.50	11,968	24.3%	-	-	0.0%	11,968	24.3%
TRN 501	49740	1	Y	N	P	B	Highway Lighting Worker I	BC12A	51,780	360.50	13,459	26.0%	-	-	0.0%	13,459	26.0%
TRN 501	49741	1	Y	N	P	B	Highway Lighting Worker II	WS12A	54,840	378.25	14,962	27.3%	-	-	0.0%	14,962	27.3%
TRN 501	49773	1	Y	N	P	B	Tunnel Maint Tech IV	WS14A	59,040	207.00	8,812	14.9%	-	-	0.0%	8,812	14.9%
TRN 501	49774	1	Y	N	P	B	Tunnel Maint Tech IV	WS14A	59,040	163.50	6,960	11.8%	-	-	0.0%	6,960	11.8%
TRN 501	49776	1	Y	N	P	B	Tunnel Maint Tech IV	WS10A	59,424	210.00	9,000	15.1%	-	-	0.0%	9,000	15.1%
TRN 501	49777	1	Y	N	P	B	Tunnel Maint Tech IV	WS09A	49,176	148.50	5,266	10.7%	136.50	4,840	9.8%	10,106	20.6%
TRN 501	49778	1	Y	N	P	B	Tunnel Maint Tech IV	WS10A	59,424	196.50	8,421	14.2%	-	-	0.0%	8,421	14.2%

Department of Transportation-Highways Division  
Overtime Position List

Table 18

(Only for Positions the Sum of Overtime Paid and Value of Compensatory Time for which was at Least 10% of Base Pay)

Prog ID	Position No.	Bargaining Unit	Included in CB (Y/N)	Exempt (Y/N)	Temp or Perm (T/P)	MOF	Position Title	Salary Range Level	Base Annual Pay	Hours Exceeding Standard	FY 14						
											OT		Comp Time			Total OT/Comp	
											\$ Amount Paid	% of Base	Hours Earned	\$ Value of Hours Earned	% \$ Value of Base Salary	\$ Amount OT Paid + \$ Value Comp Hours Earned	% of Base
TRN 595	52847	63	Y	N	P	B	Personnel Clerk IV	SR13A	33,756	263.25	6,408	19.0%	45.00	1,095	3.2%	7,503	22.2%
TRN 501	110289	3	Y	N	P	B	HWY Constr Inspector IV	SR19B	41,040	152.00	4,498	11.0%	-	-	0.0%	4,498	11.0%
TRN 501	110374	3	Y	N	P	B	Secretary III	SR16I	48,048	318.25	11,027	22.9%	-	-	0.0%	11,027	22.9%
TRN 511	110952	13	Y	N	P	B	Engineer (Civil) V	SR26K	82,368	270.50	16,068	19.5%	-	-	0.0%	16,068	19.5%
TRN 501	111547	13	Y	N	P	B	Engineer (Civil) IV	SR22G	64,152	195.00	9,021	14.1%	32.50	1,503	2.3%	10,524	16.4%
TRN 595	112764	73	Y	N	P	B	Personnel Mgmt Splst II	SR16E	47,412	240.00	8,206	17.3%	-	-	0.0%	8,206	17.3%
TRN 595	112852	13	Y	N	P	B	Accountant (Systems) II	SR22G	55,488	297.50	11,906	21.5%	-	-	0.0%	11,906	21.5%
TRN 595	118780	13	Y	N	P	B	Engineer (Electrical) V	SR26G	80,124	238.00	13,752	17.2%	-	-	0.0%	13,752	17.2%
GRAND TOTAL									15,129,767	84,568.00	2,991,181	19.8%	11,362.75	358,011	2.4%	3,349,192	22.1%
Totals by MOF						B			14,802,779	83,603.25	2,954,700	20.0%	11,243.25	354,601	2.4%	3,309,301	22.4%
						N			170,724	3.00	185	0.1%	-	-	0.0%	185	0.1%

Department of Transportation-Highways Division  
Overpayments as of November 30, 2014

Table 19

<u>Name of Employee</u>	<u>Date of Over-payment</u>	<u>Gross Amount Overpaid</u>	<u>Amount Recovered</u>	<u>Balance</u>	<u>Category</u>				<u>Reason for Overpayment</u>	<u>Referred to Attorney General</u>
					<u>Employed Occurred &gt; 2 Years</u>	<u>Employed Occurred &lt; 2 Years</u>	<u>Not Employed Occurred &gt; 2 Years</u>	<u>Not Employed Occurred &lt; 2 Years</u>		
	12/20/1999	\$1,846.14	\$ 525.00	\$ 1,321.14			x		lwop	N
	12/20/1994	\$ 725.36	\$ -	\$ 725.36			x		lwop	N
	12/20/1994	\$ 109.94	\$ -	\$ 109.94			x		lwop	N
	12/20/2003	\$ 46.33	\$ -	\$ 46.33			x		lwop	Y
	12/20/2000	\$ 212.26	\$ -	\$ 212.26			x		lwop	N
	12/20/1992	\$ 874.28	\$ -	\$ 874.28			x		lwop	N
	10/31/2014	\$ 646.60	\$ -	\$ 646.60				x	lwop	N

Department of Transportation-Highways Division  
Active Contracts as of December 1, 2014

Table 20

Pgm ID	MOF	Frequency			Outstanding Balance	Term of Contract			Organization	Category E/L/P/C/G/S	Description	Method and Frequency of Monitoring	POS Y/N
		Amount	(M/A/O)	Max Value		Date Executed	From	To					
TRN501	B	As billed	M	\$ 80,582.74	\$ 14,791.46	09/25/01			PSC INDUSTRIAL OUTSOURCING INC	S	MAINTENANCE OF UNDERGROUND HOLDING TANKS, INTERSTATE H-3 FREEWAY	State Proj. Mgr.	Y
TRN501	B	As billed	M	\$ 1,293,703.68	\$ 117,031.44	09/17/07			SMALT & COMPANY, INC.	S	MAINTENANCE OF LANDSCAPED AREAS, H-1 FREEWAY, MIDDLE ST TO AINAKOA AVE	State Proj. Mgr.	Y
TRN501	B	As billed	M	\$ 532,774.72	\$ 70,737.75	10/29/07			MASTERGUARD, INC.	S	FURNISHING SECURITY GUARD SERVICES FOR OAHU DISTRICT ADMINISTRATION	State Proj. Mgr.	Y
TRN595	B	As billed	M	\$ 1,150,000.00	\$ 10,914.44	05/15/12			PHOENIX V LLC	S	HIGHWAYS ACCOUNTING SYSTEM PROJ #STP-1500(40)	State Proj. Mgr.	Y
TRN501	B	As billed	M	\$ 48,603.52	\$ 2,747.41	12/21/07			WINDWARDSIDE RECOVERY & TOWING	S	FURNISHING OF VEHICLE TOWING SERVICE FOR WILSON & PALI TUNNELS	State Proj. Mgr.	Y
TRN501	B	As billed	M	\$ 81,692.62	\$ 42,012.19	05/05/11			KONE INC.	S	MAINTENANCE OF ELEVATORS, INTERSTATE ROUTE H-3 FREEWAY, HARANO TUNNEL	State Proj. Mgr.	Y
TRN595	B	As billed	M	\$ 10,914,159.59	\$ 4,100,396.41	10/22/08			CIBER, INC.	S	IMPLEMENTATION OF NEW ACCOUNTING & MANAGEMENT SYSTEM.	State Proj. Mgr.	Y
TRN595	B	As billed	M	\$ 10,000.00	\$ 10,000.00	06/21/12			BLX GROUP LLC	S	BOND ARBITRAGE REBATE CALCULATIONS OPT TO EXTEND 2-12 MOS.	State Proj. Mgr.	Y
TRN501	B	As billed	M	\$ 68,666.00	\$ 2,691.68	06/01/09			FINANCE & LEASING, LTD.	S	FURNISHING OF VEHICLE TOWING SVC FOR THE WILSON TUNNEL	State Proj. Mgr.	Y
TRN501	B	As billed	M	\$ 418,066.88	\$ 253,033.43	10/01/14			H.T.M. CONTRACTORS, INC.	S	FURNISHING ST SWEEPING SERVICES, ISLAND OF OAHU PROJECT#HWY-C-32-09.	State Proj. Mgr.	Y
TRN501	B	As billed	M	\$ 284,400.00	\$ 83,740.00	10/15/09			LANGI, HARLAN	S	MAINTENANCE OF LANDSCAPED AREAS H-3 FREEWAY SERVICE RD HALAWA QUARRY TO	State Proj. Mgr.	Y
TRN501	B	As billed	M	\$ 12,600,000.00	\$ 9,872,012.95	11/15/13			ENVIROSERVICES & TRAINING	S	EPA COMPLIANCE PROJECT#HWY-OM-2009-46	State Proj. Mgr.	Y
TRN501	B	As billed	M	\$ 391,565.38	\$ 342,533.98	05/04/11			GENERAL ELECTRIC INTERNATIONAL	S	MAINTENANCE OF ELECTRICAL EQUIPMENT @ INTERSTATE ROUTE H-3 FREEWAY HARAN	State Proj. Mgr.	Y
TRN501	B	As billed	M	\$ 66,737.14	\$ 34,859.31	09/22/10			WINDWARDSIDE RECOVERY & TOWING	S	FURNISHING OF VEHICLE TOWING SERVICE FOR THE WILSON TUNNEL PROJ HWY-C-1	State Proj. Mgr.	Y
TRN501	B	As billed	M	\$ 564,279.20	\$ 337,428.08	11/01/10			PARADISE LANDSCAPE MAINTENANCE	S	FARRINGTON HWY MEDIAN IMPROVEMENTS MILE POST 3.50 TO MILE POST 4.36 PROJ	State Proj. Mgr.	Y
TRN561	B	As billed	M	\$ 113,322.48	\$ 77,942.49	09/09/13			OAHU AIR CONDITIONING SERVICE,	S	KAUAI DIST OFFICE MAINTENANCE & REPAIR OF AIR CONDITIONING EQUIPMENT ISL	State Proj. Mgr.	Y
TRN501	B	As billed	M	\$ 295,986.00	\$ 114,658.87	11/16/10			GLADS LANDSCAPING & TREE	S	MOANALUA FREEWAY LANDSCAPING ALA KAPUNA ST TO FUNSTON RD	State Proj. Mgr.	Y
TRN531	B	As billed	M	\$ 112,800.00	\$ 33,000.00	08/14/13			IMUA LANDSCAPING CO., INC.	S	MAINTNENACE LANDSCAPPED AREAS, KUIHELANI HWY HONOAPIILANI HWY TO PUUNENE	State Proj. Mgr.	Y
TRN531	B	As billed	M	\$ 302,367.25	\$ 260,643.34	05/13/11			JOHNSON CONTROLS, INC.	S	MAINTENANCE OF AIR CONDITIONING EQUIPMENT MAUI DISTRICT OFFICE	State Proj. Mgr.	Y
TRN501	B	As billed	M	\$ 243,744.00	\$ 108,573.62	03/29/11			SMALT & COMPANY, INC.	S	MAINT OF LANDSCAPE AREAS, H-3 FWY, KAILUA IC TO MCBH MAIN GATE & MOKAPU	State Proj. Mgr.	Y
TRN501	B	As billed	M	\$ 209,056.00	\$ 97,757.88	04/15/11			SMALT & COMPANY, INC.	S	MAINT OF LANDSCAPED AREAS-H-3 FREEWAY-HALEKOU INTERCHANGE TO KAILUA	State Proj. Mgr.	Y
TRN501	B	As billed	M	\$ 386,232.00	\$ 214,298.10	06/20/11			SMALT & COMPANY, INC.	S	MAINTENANCE OF LANDSCAPED AREA, MOANALUA FREEWAY, MIDDLE ST TO HALAWA	State Proj. Mgr.	Y
TRN501	B	As billed	M	\$ 616,356.96	\$ 273,318.25	08/02/11			SMALT & COMPANY, INC.	S	MAINTENANCE OF LANDSCAPE AREAS, NIMITZ HWY, KALIHI STREAM TO RICHARDS ST	State Proj. Mgr.	Y
TRN501	B	As billed	M	\$ 594,664.64	\$ 286,419.39	08/02/11			SMALT & COMPANY, INC.	S	MAINTENANCE OF LANDSCAPE AREAS, KALANIANAOLE HWY, AINAKOA AVE TO HANAUMA	State Proj. Mgr.	Y
TRN501	B	As billed	M	\$ 604,530.00	\$ 116,703.75	08/15/11			SMALT & COMPANY, INC.	S	MAINTENANCE OF LANDSCAPED AREAS, H-1 FREEWAY MIDDLE ST TO AINAKOA AVE,	State Proj. Mgr.	Y
TRN531	B	As billed	M	\$ 363,136.00	\$ 200,116.00	05/08/13			IMUA LANDSCAPING CO., INC.	S	MAINTENANCE OF LANDSCAPED AREAS AT VARIOUS LOCATIONS, ISLAND OF MAUI	State Proj. Mgr.	Y
TRN501	B	As billed	M	\$ 132,378.00	\$ 53,247.00	10/04/11			HAWAII INDUSTRIAL SERVICES LTD	S	PUMPING OF UNDERGROUND HOLDING TANKS, INTERSTATE ROUTE H-3, HARANO TUNNE	State Proj. Mgr.	Y
TRN501	B	As billed	M	\$ 519,235.00	\$ 176,217.30	11/10/11			IKI CONTRACTING INC.	S	FURNISHING DRAIN SINSPECTION & CLEANING SVCS, OAHU PROJECT#HWY-C-C35-11.	State Proj. Mgr.	Y

Department of Transportation-Highways Division  
Active Contracts as of December 1, 2014

Table 20

Pgm ID	MOF	Amount	(M/A/O)	Max Value	Outstanding Balance	Date Executed	From	To	Organization	Category E/L/P/C/G/S	Description	Frequency of Monitoring	POS Y/N
TRN531	B	As billed	M	\$ 250,240.00	\$ 6,256.00	05/30/12			MAUI MASTER BUILDERS, INC.	S	CLEANING OF CULVERTS AT VARIOUS LOCATIONS, MOLOKAI PROJ#HWY-MM-2011-08	State Proj. Mgr.	Y
TRN501	B	As billed	M	\$ 625,731.68	\$ 329,258.36	08/05/13			ALII SECURITY SYSTEMS, INC.	S	FURNISHING SECURITY GUARD SERVICE FOR OAHU DISTRICT ADMINISTRATION OFFIC	State Proj. Mgr.	Y
TRN501	B	As billed	M	\$ 286,728.00	\$ 91,390.55	11/14/12			SMALT & COMPANY, INC.	S	MAINTENANCE OF LANDSCAPED AREAS, H-2 FREEWAY, WAIAWA INTERCHANGE TO	State Proj. Mgr.	Y
TRN501	B	As billed	M	\$ 272,599.96	\$ 26,374.06	12/28/12			ZIP U THERE INC.	S	FURNISHING & MAINTAINING TRAFFIC CONTROL, NIMITZ HWY CONTRAFLOW LANE,	State Proj. Mgr.	Y
TRN501	B	As billed	M	\$ 2,817,608.96	\$ 1,984,727.48	07/07/14			DELSCAN CORPORATION	S	FFY2013 FREEWAY SVC PATROL, H-1,H-2, H-3 AND H-201	State Proj. Mgr.	Y
TRN501	B	As billed	M	\$ 103,656.26	\$ 35,489.74	05/30/13			SCHINDLER ELEVATOR CORPORATION	S	MAINTENANCE OF ELEVATORS, INTERSTATE ROUTE H-3FREEWAY, HARANO TUNNEL	State Proj. Mgr.	Y
TRN501	B	As billed	M	\$ 228,574.72	\$ 137,593.66	03/18/14			GP ROADWAY SOLUTIONS, INC.	S	FURNISHING & MAINTAINING TRAFFIC CONTROL, LUNALILO ST ON-RAMP TO H-1	State Proj. Mgr.	Y
TRN561	B	As billed	M	\$ 243,232.00	\$ 121,237.98	08/13/13			KAUAI NURSERY &	S	MAINTENANCE & REPAIR OF LANDSCAPE IRRIGATION SYSTE, ISLAND KAUAI	State Proj. Mgr.	Y
TRN501	B	As billed	M	\$ 565,254.92	\$ 60,050.44	01/30/13			NAUPOTO, SAMSON F.	S	FURNISHING DRAIN INSPECTION & CLEANING SVCS, ISLAND OF OAHU	State Proj. Mgr.	Y
TRN595	B	As billed	M	\$ 15,000.00	\$ 8,000.00	02/05/13			BLX GROUP LLC	S	BOND ARBITRAGE REBATE CALCULATIONS OPT OPT TO EXTEND 2-12 MOS.	State Proj. Mgr.	Y
TRN501	B	As billed	M	\$ 584,640.00	\$ 218,403.93	02/22/13			IMUA LANDSCAPING CO., INC.	S	MAINTENANCE OF LANDSCAPED AREAS, HALAWA INTERCHANGE, DISTRICT OF EWA	State Proj. Mgr.	Y
TRN501	B	As billed	M	\$ 50,000.00	\$ 12,600.00	03/11/13			WINDWARDSIDE RECOVERY & TOWING	S	FURNISHING OF VEHICLE TOWING SERIVE FOR THE PALI TUNNEL, PROJECT NO	State Proj. Mgr.	Y
TRN501	B	As billed	M	\$ 530,465.76	\$ 173,868.87	04/29/13			ISLAND LANDSCAPING AND	S	MAINTENANCE OF LANDSCAPED AREAS, H-3 FREEWAY VICINITY OF HALAWA QUARRY T	State Proj. Mgr.	Y
TRN501	B	As billed	M	\$ 339,840.00	\$ 114,276.65	05/07/13			LPN LANDSCAPING & TREE SERVICE	S	MAINTENANCE OF LANDSCAPED AREAS, WAIAWA INTERCHANGE, DISTRICT OF EWA,	State Proj. Mgr.	Y
TRN501	B	As billed	M	\$ 437,031.12	\$ 288,367.07	05/08/13			NAUPOTO, SAMSON F.	S	FURNISHING DRAIN INSPECTION & CLEANING SERVICES, OAHU, PROJECT NO	State Proj. Mgr.	Y
TRN501	B	As billed	M	\$ 294,919.20	\$ 158,264.01	05/09/13			PARADISE LANDSCAPE MAINTENANCE	S	MAINT OF LANDSCAPED AREAS, H-2 FWY, WILKINA DR & KUNIA RD, WAIKAKALAU	State Proj. Mgr.	Y
TRN501	B	As billed	M	\$ 721,296.00	\$ 321,620.34	06/20/13			HAWAII NATIONAL LANDSCAPE,	S	MAINTENANCE OF LANDSCAPED AREAS,H-1 FREEWAY, SALT LAKE BLVD TO PUULOA RD	State Proj. Mgr.	Y
TRN561	B	As billed	M	\$ 917,920.00	\$ 444,920.50	07/01/13			SMALT & COMPANY, INC.	S	MAINTENANCE OF LANDSCAPED AREAS, KAPULE HWY & AHUKINI RD, DISTRICT OF	State Proj. Mgr.	Y
TRN511	B	As billed	O	\$ 199,894.55	\$ 34,062.28	08/01/13			BACON-UNIVERSAL COMPANY, INC.	G	FURNISHING & DELIVERING MOTOR VEHICLES, UTILITY TRACTORS, TRAILERS & EQU	State Proj. Mgr.	N
TRN531	B	As billed	O	\$ 127,964.01	\$ 76,622.43	08/13/13			CUTTER FORD, INC.	G	FRUNISHING & DELIVERING MOTOR VEHICLES, UTILITY TRACTORS, TRAILERS &	State Proj. Mgr.	N
TRN531	B	As billed	M	\$ 297,040.80	\$ 177,652.45	08/15/13			NETWORK POWER SOLUTIONS, INC.	S	MAINTENANCE & REPAIR OF HWY EMERGENCY TELEPHONES, ISLAND OF MAUI	State Proj. Mgr.	Y
TRN501	B	As billed	M	\$ 614,446.00	\$ 392,922.33	09/12/13			ISLAND LANDSCAPING AND	S	MAINTENANCE OF LANDSCAPED AREAS & MAINTENANCE, REPAIR & INSPECTION OF	State Proj. Mgr.	Y
TRN501	B	As billed	M	\$ 169,914.00	\$ 73,093.43	09/05/13			PARADISE LANDSCAPE MAINTENANCE	S	MAINTENANCE OF LANDSCAPED AREAS & MAINTENANCE, REPAIR & INSPECTION OF	State Proj. Mgr.	Y
TRN501	B	As billed	M	\$ 308,016.00	\$ 166,620.37	09/13/13			SUNSHINE LANDSCAPE CO., INC.	S	MAINT OF LANDSCAPED AREAS & MAINT REPAIR & INSPECTION OF IRRIGATION SYS,	State Proj. Mgr.	Y
TRN561	B	As billed	M	\$ 64,800.00	\$ 27,690.54	10/30/13			KAUAI NURSERY &	S	MAINTENANCE OF LANDSCAPED AREAS & MAINTENANCE REPAIR & INSPECTION OF	State Proj. Mgr.	Y
TRN561	B	As billed	M	\$ 49,000.00	\$ 14,200.00	12/31/13			MAIDZ CLEANING SERVICES, INC.	S	FURNISHING CUSTODIAL & MAINTENANCE SERVICES, KAUAI DISTRICT OFC &	State Proj. Mgr.	Y
TRN501	B	As billed	M	\$ 49,524.00	\$ 38,076.50	01/15/14			IKI CONTRACTING INC.	S	FURNISHING DRAIN INSPECTION & CLEANING SVCS ISLAND OF OAHU	State Proj. Mgr.	Y
TRN501	B	As billed	M	\$ 690,135.63	\$ 108,868.78	01/31/14			SAFETY SYSTEMS AND SIGNS	S	FURNISHING OF OPERATION & MAINTENANCE SERVICE FOR H-1 CONTRA-FLOW	State Proj. Mgr.	Y

Department of Transportation-Highways Division  
Active Contracts as of December 1, 2014

Table 20

Pgm ID	MOF	Amount	(M/A/O)	Max Value	Outstanding Balance	Date Executed	From	To	Organization	Category E/L/P/C/G/S	Description	Frequency of Monitoring	POS Y/N
TRN501	B	As billed	M	\$ 1,634,558.52	\$ 478,626.10	01/31/14			ZIP U THERE INC.	S	FURNISHING OPERATION & MAINTENANCE SERVICE FOR THE H-1 CONTRA-FLOW	State Proj. Mgr.	Y
TRN501	B	As billed	M	\$ 103,600.00	\$ 69,589.96	04/30/14			LPN LANDSCAPING & TREE SERVICE	S	MAINTENANCE OF LANDSCAPED AREAS, KALAELOA, FRANKLIN D. ROOSEVELT AVE,	State Proj. Mgr.	Y
TRN531	B	As billed	M	\$ 195,000.00	\$ 153,171.04	05/22/14			IMUA LANDSCAPING CO., INC.	S	MAINTENANCE OF LANDSCAPED AREAS & MAINTENANCE, REPAIR & INSPECTION OF	State Proj. Mgr.	Y
TRN501	B	As billed	O	\$ 731,401.70	\$ 731,401.70	06/05/14			GRAYBAR ELECTRIC CO., INC.	G	FURNISHING & DELIVERING ST LIGHT POLES, LUMINAIRES, CABLES PHOTOELECTRIC	State Proj. Mgr.	N
TRN595	B	As billed	M	\$ 3,800.00	\$ 3,800.00	07/21/14			PUBLIC FINANCIAL MANAGEMENT,	S	STATE OF HAWAII-MUNICIPAL ADVISOR CONTRACT WITH PUBLIC FINANCIAL	State Proj. Mgr.	Y
TRN501	B	As billed	M	\$ 251,350.00	\$ 202,140.00	07/30/14			LOVE'S LANDSCAPING CO. INC	S	FURNISHING STORM DRAIN OUTFALL CLEANING SERVICES, PROJECT NO HWY-C-46-14	State Proj. Mgr.	Y
TRN511	B	As billed	O	\$ 19,666.54	\$ 19,666.54	09/02/14			ALLIED MACHINERY CORP.	G	FURNISHING & DELIVERING MOTOR VEHICLE, UTILITY TRACTORS, TRAILERS & EQUI	State Proj. Mgr.	N
TRN531	B	As billed	O	\$ 45,360.26	\$ 45,360.26	09/02/14			SAFETY SYSTEMS AND SIGNS	G	FURNISHING & DELIVERING MOTOR VEHICLE, UTILITY TRACTORS, TRAILERS & EQUI	State Proj. Mgr.	N
TRN501	B	As billed	M	\$ 385,425.00	\$ 385,425.00	09/08/14			ECKARD BRANDES, INC.	S	FURNISHING STORM DRAIN PIPELINE CLEANING & CLOSED CIRCUIT TELEVISION VIDE	State Proj. Mgr.	Y
TRN501, 511, 531	B	As billed	O	\$ 1,589,299.76	\$ 1,589,299.76	09/16/14			CUTTER FORD, INC.	G	FURNISHING & DELIVERING MOTOR VEHICLES, UTILITY TRACTORS, TRAILERS & EQU	State Proj. Mgr.	N
TRN501	B	As billed	O	\$ 161,140.73	\$ 161,140.73	09/16/14			HAWTHORNE PACIFIC CORP.	G	FURNISHING & DELIVERING MOTOR VEHICLES, UTILITY TRACTORS, TRAILERS & EQU	State Proj. Mgr.	N
TRN501, 511, 531	B	As billed	O	\$ 483,080.28	\$ 483,080.28	09/16/14			BACON-UNIVERSAL COMPANY, INC.	G	FURNISHING & DELIVERING MOTOR VEHICLE, UTILITY TRACTORS, TRAILERS & EQUI	State Proj. Mgr.	N
TRN511, 561	B	As billed	O	\$ 503,576.84	\$ 503,576.84	09/16/14			HAYMAN, B. CO. (HAWAII) LTD.	G	FURNISHING & DELIVERING MOTOR VEHICLES, UTILITY TRACTORS, TRAILERS &	State Proj. Mgr.	N
TRN 501, 511, 531, 561	B	As billed	O	\$ 3,919,617.70	\$ 3,919,617.70	10/21/14			HT&T HAWAII LLC	G	FURNISHING & DELIVERING MOTOR VEHICLES, UTILITY TRACTORS, TRAILERS &	State Proj. Mgr.	N
TRN501	B	As billed	M	\$ 180,000.00	\$ 180,000.00	11/19/14			LPN LANDSCAPING & TREE SERVICE	S	MAINTENANCE OF LANDSCAPED AREAS, H-3/JOHN A. BURNS FREEWAY SVC RD,	State Proj. Mgr.	Y



Department of Transportation- Highways Division  
FY15 Appropriation Status

Table 21

Act/Year	Dept	ProgID	SeqNo	Description	Comments	MOF	FY15 Appropriation			Amount used as of December 1			Comments
							Temp Pos.	Perm. Pos.	Amount	Temp Pos.	Perm. Pos.	Amount	
Act134/13	TRN	TRN501	90001	EXECUTIVE REQUEST: ADD FUNDS FOR FRINGE BENEFITS.	LEGISLATURE CONCURS. INCREASE DUE TO RATE CHANGE OF 40% TO 42.04%.	B		-	175,405			175,405	Full appropriation amount used for fringe benefit expense.
Act134/13	TRN	TRN501	91001	EXECUTIVE REQUEST: ADD FUNDS FOR UTILITIES.	LEGISLATURE CONCURS. DETAIL OF GOVERNOR'S REQUEST: ELECTRICITY (1,972,586)	B		-	1,972,586			1,972,586	Full appropriation amount used for electricity expense.
Act134/13	TRN	TRN501	92001	EXECUTIVE REQUEST: ADD FUNDS FOR SPECIAL MAINTENANCE PROJECTS.	LEGISLATURE CONCURS.	B		-	34,793,727			3,313,528	Projects currently in design. Construction funds will be expended by end of FY 2015.
Act134/13	TRN	TRN511	90001	EXECUTIVE REQUEST: ADD FUNDS FOR SPECIAL MAINTENANCE PROJECTS FOR HAWAII HIGHWAYS (TRN511/DD).	LEGISLATURE CONCURS.	B		-	15,540,061			3,615,711	Projects currently in design. Construction funds will be expended by end of FY 2015.
Act134/13	TRN	TRN531	91001	EXECUTIVE REQUEST: ADD FUNDS FOR REPAIRS AND MAINTENANCE FOR MAUI HIGHWAYS/MAUI DISTRICT OFFICE (TRN531/DF).	LEGISLATURE CONCURS. DETAIL OF GOVERNOR'S REQUEST: SPECIAL MAINTENANCE PROJECTS (FY14: 16,357,349; FY15: 10,657,349)	B		-	10,657,349			186,058	Projects currently in design. Construction funds will be expended by end of FY 2015. \$3,755,500 transferred to TRN531/DM for special maintenance project.
Act134/13	TRN	TRN531	93001	EXECUTIVE REQUEST: ADD FUNDS FOR REPAIRS AND MAINTENANCE FOR MAUI HIGHWAYS/LANAI DISTRICT OFFICE (TRN531/DL).	LEGISLATURE CONCURS. DETAIL OF GOVERNOR'S REQUEST: SPECIAL MAINTENANCE PROJECTS (FY14: 50,000; FY15: 200,000)	B		-	200,000			-	Projects currently in design. Construction funds will be expended by end of FY 2015.
Act134/13	TRN	TRN531	94001	EXECUTIVE REQUEST: ADD FUNDS FOR REPAIRS AND MAINTENANCE FOR MAUI HIGHWAYS/MOLOKAI DISTRICT OFFICE (TRN531/DM).	LEGISLATURE CONCURS. DETAIL OF GOVERNOR'S REQUEST: SPECIAL MAINTENANCE PROJECTS (FY14: 2,900,000; FY15: 8,450,000)	B		-	8,450,000			8,450,000	Funds were encumbered for Kamehameha V Highway Resurfacing, Kaunakakai to Kamiloloa Bridge and Makakupaia Bridge to Kapuokooloa
Act122/14	TRN	TRN531	100001	SUPPLEMENTAL REQUEST: ADD (1) POSITION AND FUNDS FOR THE MAUI HIGHWAYS BRIDGE MAINTENANCE UNIT.	LEGISLATURE DOES NOT CONCUR.  ADD \$27,864 FOR 12-MONTH SALARY AND \$11,714 FOR FRINGE BENEFITS.  FOR UNIT SUPERVISOR DETAIL OF ADJUSTED GOVERNOR'S REQUEST: (1) BRIDGE MAINTENANCE WORKER SUPERVISOR I F-111A (#991401; 55,728) FRINGE BENEFITS (23,428)	B		1.00	79,156			-	Position is pending reorganizational approval.
Act122/14	TRN	TRN531	225001	GOVERNOR'S MESSAGE (2/25/14): ADD FUNDS FOR STORM WATER MANAGEMENT MUNICIPAL SEPARATE STORM WATER SYSTEM (MS4) PROGRAM ON THE ISLAND OF MAUI.	LEGISLATURE CONCURS. DETAIL OF GOVERNOR'S REQUEST: PERSONAL SERVICES ON A FEE (3,000,000)	B		-	3,000,000			750,000	Remaining balance will be expended in the 3rd and 4th quarters for the MS-4 program.
Act134/13	TRN	TRN561	90001	EXECUTIVE REQUEST: ADD FUNDS FOR REPAIRS AND MAINTENANCE.	LEGISLATURE CONCURS. DETAIL OF GOVERNOR'S REQUEST: SPECIAL MAINTENANCE PROJECTS (11,301,863)	B		-	11,301,863			4,684,373	Projects currently in design. Construction funds will be expended by end of FY 2015.

Department of Transportation- Highways Division  
FY15 Appropriation Status

Table 21

Act/Year	Dept	ProgID	SeqNo	Description	Comments	MOF	FY15 Appropriation			Amount used as of December 1			Comments
							Temp Pos.	Perm. Pos.	Amount	Temp Pos.	Perm. Pos.	Amount	
Act134/13	TRN	TRN595	71001	EXECUTIVE REQUEST: CHANGE MEANS OF FINANCING FROM FEDERAL FUNDS TO SPECIAL FUNDS.	LEGISLATURE CONCURS. POSITIONS REQUESTING FULL-TIME EQUIVALENCY UNDER 100 PER CENT SPECIAL FUNDING. DETAIL OF GOVERNOR'S REQUEST: (2) TEMPORARY INFORMATION TECHNOLOGY SPECIALIST IV SR22 (#118382, #118383; -36,461N/36,461B EACH) (1) TEMPORARY ACCOUNTANT IV SR22 (#118414; -36,461N/36,461B) FRINGE BENEFITS- TEMPORARY (-45,984N/-11,496B) (2) PERMANENT INFORMATION TECHNOLOGY SPECIALIST IV SR22 (#118382, #118383; 45,576B EACH) (1) PERMANENT ACCOUNTANT IV SR22 (#118414; 45,576B) FRINGE BENEFITS- PERMANENT (57,480B)  SEE TRN595 SEQ. NO. 80-001.	B		-	155,367			34,982	Position #118382 Temporary Information Tech Specialist IV has expended \$25,013; Position #118383 Temporary Information Tech Specialist IV has expended \$9,969. Position #118414 Temporary Accountant IV is currently vacant and is currently in recruitment.
Act122/14	TRN	TRN595	90001	SUPPLEMENTAL REQUEST: ADD FUNDS FOR DEBT SERVICE FOR HIGHWAY REVENUE BONDS.	LEGISLATURE CONCURS.  DETAIL OF GOVERNOR'S REQUEST: INTEREST ON DEBT SERVICE (630,954) PRINCIPAL ON DEBT SERVICE (867,500)	B		-	1,498,454			-	FY 15 principal and interest payment will be due in January 2015. Principal and interest payments will be made in FY 2015.
Act134/13	TRN	TRN595	92001	EXECUTIVE REQUEST: ADD FUNDS FOR FIVE PER CENT SURCHARGE PAYMENT FOR CENTRAL SERVICES.	LEGISLATURE CONCURS. PER SECTION 36-28, HRS.	B		-	757,000			-	1st quarter payment will be paid in December 2014. 2nd, 3rd and 4th quarter payments will be made in FY 2015.
Act134/13	TRN	TRN595	93001	EXECUTIVE REQUEST: ADD FUNDS FOR SAFE ROUTES TO SCHOOL PROGRAM.	LEGISLATURE CONCURS. DETAIL OF GOVERNOR'S REQUEST: OTHER PERSONAL SERVICES (106,445) COUNTY SERVICES (820,320) TRAVEL (10,235) PERSONAL SERVICES ON A FEE (28,000) OTHER CURRENT EXPENSES (32,000) FIVE PER CENT SURCHARGE (48,815) SAFE ROUTE TO SCHOOL INSTRUCTOR TRAINING EQUIPMENT AND SUPPLIES (1,500) SAFE ROUTE TO SCHOOL INFORMATION MEETING EQUIPMENT AND SUPPLIES (1,500)	B		-	1,048,815			6,567	December 2014 anticipated expenditures is \$1,586 for travel; \$14,100 for consultant services; \$317,801 for county grants. Balance of funds will be expended in 3rd and 4th quarter.
Act122/14	TRN	TRN595	100001	SUPPLEMENTAL REQUEST: ADD FUNDS FOR REPAIR OF RESTROOM FACILITIES IN THE ALIIAIMOKU HALE.	LEGISLATURE CONCURS.  DETAIL OF GOVERNOR'S REQUEST: SPECIAL MAINTENANCE (1,000,000)  NON-RECURRING.	B		-	1,000,000			-	Project currently in design. Construction funds will be expended by end of FY 2015.

Department of Transportation- Highways Division  
FY15 Appropriation Status

Table 21

Act/Year	Dept	ProgID	SeqNo	Description	Comments	MOF	FY15 Appropriation			Amount used as of December 1			Comments
							Temp Pos.	Perm. Pos.	Amount	Temp Pos.	Perm. Pos.	Amount	
Act134/13	TRN	TRN595	100001	EXECUTIVE REQUEST: ADD FUNDS FOR DEBT SERVICE ON GENERAL OBLIGATION (G.O.) BONDS.	LEGISLATURE CONCURS. DETAIL OF GOVERNOR'S REQUEST: PRINCIPAL- GENERAL OBLIGATION REIMBURSABLE BONDS (FY14: 3,785,344; FY15: 3,609,441) INTEREST- GENERAL OBLIGATION REIMBURSABLE BONDS (FY14: 223,133; FY15: 153,096)	B		-	3,762,537			2,315,706	Remaining principal and interest payment will be made during fiscal year 2015.
Act134/13	TRN	TRN595	100002	EXECUTIVE REQUEST: ADD FUNDS FOR DEBT SERVICE ON REVENUE BONDS.	LEGISLATURE CONCURS. DETAIL OF GOVERNOR'S REQUEST: PRINCIPAL - REVENUE BONDS (FY14: 30,830,000; FY15: 32,295,000) INTEREST - REVENUE BONDS (FY14: 22,608,672; FY15: 22,959,256)	B		-	55,254,256				FY 15 principal and interest payment will be due in January 2015. Principal and interest payments will be made in FY 2015.
Act122/14	TRN	TRN595	225001	GOVERNOR'S MESSAGE (2/25/14): ADD FUNDS FOR LOCAL TECHNICAL ASSISTANCE PROGRAM.	LEGISLATURE CONCURS.  FOR STATEWIDE OPERATIONS AND MAINTENANCE TRAINING. DETAIL OF GOVERNOR'S REQUEST: LOCAL TECHNICAL ASSISTANCE PROGRAM FUNDING (70,000N) WORKFORCE DEVELOPMENT (70,000N/ 70,000B)	B		-	70,000			-	LTAP program is on a calander year basis, as such FY 2015 funds to be encumbered January 2015.
Act122/14	TRN	TRN595	225002	GOVERNOR'S MESSAGE (2/25/14): ADD FUNDS FOR CENTRAL SERVICES SURCHARGE.	LEGISLATURE CONCURS.  DETAIL OF GOVERNOR'S REQUEST: SURCHARGE (274,047)	B		-	274,047				1st quarter payment will be paid in December 2014. 2nd, 3rd and 4th quarter payments will be made in FY 2015.
Act134/13	TRN	TRN595	225002	GOVERNOR'S MESSAGE (2/25/13): ADD FUNDS FOR (4) OPTICAL TOTAL STATIONS.	LEGISLATURE CONCURS. DETAIL OF GOVERNOR'S REQUEST: (2) OPTICAL TOTAL STATIONS (FY14: 50,589 EACH) (2) OPTICAL TOTAL STATIONS (FY15: 50,589 EACH)  NON-RECURRING.	B		-	101,178			-	Cadastral will purchase the 2 surveying instruments in the 3rd quarter of FY 2015.
Act122/14	TRN	TRN595	228001	GOVERNOR'S MESSAGE (2/28/14): ADD FUNDS FOR HIGHWAYS DIVISION ACCOUNTING SYSTEM (FAST).	LEGISLATURE CONCURS.  FOR FISCAL ACCOUNTING SYSTEM. DETAIL OF GOVERNOR'S REQUEST: ELECTRONIC DATA PROCESSING CONSULTANT SERVICES (3,300,000)  NON-RECURRING.	B		-	3,300,000			-	Pending contract no. 57703 amendment #2 approval. Funds to be encumbered in FY 2015.
Act134/13	TRN	TRN595	1090001	LEGISLATIVE ADJUSTMENT: ADD (2) ENGINEER IV POSITIONS TO SUPPORT AND PROMOTE HIGHWAY DEVELOPMENT PROJECTS.	DETAIL OF LEGISLATIVE ADJUSTMENT: (2) ENGINEER IV (FY14: 35,000 EACH; FY15: 70,000 EACH).	B		2.00	140,000			-	Two Engineer IV positions have not been filled. Currently revising the Position Descriptions for approval. Recruitment to be initiated as soon as the position descriptions are established.
Act122/14	TRN	TRN595	2100001	LEGISLATIVE ADJUSTMENT: ADD FUNDS FOR VAN POOL PROGRAM.	DETAIL OF LEGISLATIVE ADJUSTMENT: VAN POOL (500,000)	B		-	500,000			-	City and County of Honolulu Department of Transportation Services needs to provide a plan for the
Act134/13	TRN	TRN597	71001	EXECUTIVE REQUEST: CHANGE MEANS OF FINANCING FOR (1) POSITION FROM FEDERAL FUNDS TO 80% OTHER FEDERAL FUNDS AND 20% SPECIAL FUNDS.	LEGISLATURE CONCURS. DETAIL OF GOVERNOR'S REQUEST: (1) RESEARCH STATISTICIAN III SR20 (#25275; - 36,024N; #25275 0.80P/28,963P/0.20B/7,061B) FRINGE BENEFITS (-15,144N/12,176P/2,968B)	B		0.20	10,029			10,029	Appropriation expended for position.

Department of Transportation-Highways Division  
Capital Improvements Program (CIP) Requests

Table 22

Prog ID	Prog ID Priority	Dept- Wide Priority	Senate District	Rep. District	Project Title	MOF	FY16 \$\$\$	FY17 \$\$\$
595	1		Varies	Varies	HIGHWAYS DIVISION CAPITAL IMPROVEMENTS PROGRAM PROJECT STAFF COSTS, STATEWIDE	B	\$ 16,000,000	\$ 16,000,000
						N	\$ 8,000,000	\$ 8,000,000
595	2		Varies	Varies	IMPROVEMENTS TO INTERSECTIONS AND HIGHWAY FACILITIES, STATEWIDE	E	\$ 20,000	\$ 90,000
						N	\$ 180,000	\$ 810,000
501	1		Varies	Varies	GUARDRAIL AND SHOULDER IMPROVEMENTS, VARIOUS LOCATIONS, OAHU	E	\$ 2,200,000	\$ 600,000
						N	\$ 8,800,000	\$ 2,400,000
561	1		Varies	Varies	GUARDRAIL AND SHOULDER IMPROVEMENTS ON STATE HIGHWAYS, KAUAI	E	\$ 60,000	\$ 800,000
						N	\$ 240,000	\$ 3,200,000
501	2		Varies	Varies	EROSION CONTROL PROGRAM FOR STATE HIGHWAYS AND FACILITIES, OAHU	E	\$ 300,000	\$ 2,200,000
501	3		Varies	Varies	MISCELLANEOUS PERMANENT BEST MANAGEMENT PRACTICES, OAHU	E	\$ 750,000	\$ 850,000
595	3		Varies	Varies	ROCKFALL PROTECTION / SLOPE STABILIZATION AT VARIOUS LOCATIONS, STATEWIDE	E	\$ 1,150,000	\$ 200,000
						N	\$ 4,600,000	\$ 800,000
531	1		6	12	HANA HIGHWAY ROCKFALL MITIGATION, HUELO TO HANA, MAUI	E	\$ 4,400,000	\$ 200,000
501	4		15	29	INTERSTATE ROUTE H-1, KAPALAMA CANAL BRIDGE REHABILITATION, OAHU	E	\$ 1,820,000	\$ -
						N	\$ 7,280,000	\$ -
531	2		7	13	KAMEHAMEHA V HIGHWAY, MAKAKUPAIA STREAM BRIDGE REPLACEMENT, MOLOKAI	E	\$ -	\$ 700,000
						N	\$ -	\$ 2,800,000
561	2		8	14	KUHIO HIGHWAY, KAPAIA STREAM BRIDGE REHABILITATION AND/OR REPLACEMENT, KAUAI	E	\$ 150,000	\$ -
						N	\$ 600,000	\$ -
561	3		8	14	KUHIO HIGHWAY, REHAB. &/OR REPL. OF WAIOLI, WAIPA, AND WAIKOKO STREAM BRIDGES, KAUAI	E	\$ -	\$ 120,000
						N	\$ -	\$ 480,000
561	4		8	16	KAUMUALII HIGHWAY, BRIDGE NO. 7E REHABILITATION AND/OR REPLACEMENT, KAUAI	E	\$ -	\$ 20,000

Department of Transportation-Highways Division  
Capital Improvements Program (CIP) Requests

Table 22

Prog ID	Prog ID Priority	Dept- Wide Priority	Senate District	Rep. District	Project Title	MOF	FY16 \$\$\$	FY17 \$\$\$
						N	\$ -	\$ 80,000
501	5		18	37	KAMEHAMEHA HWY, KIPAPA STREAM (ROOSEVELT) BRIDGE REHABILITATION AND/OR REPLACEMENT, OAHU	E	\$ 50,000	\$ 3,400,000
						N	\$ 200,000	\$ 13,600,000
501	6		23	47	KAMEHAMEHA HIGHWAY, HOOLAPA (NANAHU) BRIDGE REHABILITATION AND/OR REPLACEMENT, OAHU	E	\$ 1,050,000	\$ -
						N	\$ 4,200,000	\$ -
511	1		4	1	MAMALAHOA HIGHWAY, NINOLE BRIDGE REHABILITATION AND/OR REPLACEMENT, HAWAII	E	\$ -	\$ 1,600,000
						N	\$ -	\$ 6,400,000
561	5		8	14	KUHIO HIGHWAY, REPLACEMENT OF WAINIHA BRIDGES, NOS. 1, 2, AND 3, KAUAI	E	\$ -	\$ 3,000,000
						N	\$ -	\$ 12,000,000
501	7		23	47	KAMEHAMEHA HIGHWAY, KAWELA STREAM BRIDGE REPLACEMENT, OAHU	E	\$ 500,000	\$ -
						N	\$ 2,000,000	\$ -
531	3		7	13	HANA HIGHWAY IMPROVEMENTS, HUELO TO HANA, MAUI	E	\$ 2,000,000	\$ 2,000,000
511	2		3	1	KOHALA MOUNTAIN ROAD DRAINAGE IMPROVEMENTS, HAWAII	E	\$ 3,600,000	\$ -
501	8		20	42	INTERSTATE ROUTE H-1, ADDITION AND/OR MOD. OF FREEWAY ACCS. MAKAKILO TO PALALAI IC, OAHU	E	\$ 1,400,000	\$ -
						N	\$ 5,600,000	\$ -
501	9		22	47	KAMEHAMEHA HIGHWAY, SOUTH KAHANA STREAM BRIDGE REHABILITATION AND/OR REPLACEMENT, OAHU	E	\$ -	\$ 200,000
						N	\$ -	\$ 800,000
511	3		3	7	DANIEL K. INOUE HIGHWAY EXTENSION, MAMALAHOA HIGHWAY TO QUEEN KAAHUMANU HIGHWAY, HAWAII	E	\$ 110,000	\$ -
						N	\$ 550,000	\$ -
595	4		Varies	Varies	MISCELLANEOUS DRAINAGE IMPROVEMENTS, STATEWIDE	E	\$ -	\$ 1,170,000
501	10		23	47	KAMEHAMEHA HIGHWAY, REHABILITATION AND/OR REPLACEMENT OF MAKAUA STREAM BRIDGE, OAHU	E	\$ -	\$ 120,000
						N	\$ -	\$ 480,000
531	4		7	12	HALEAKALA HIGHWAY WIDENING AT MILE POST 0.8, MAUI	E	\$ 1,800,000	\$ -
501	11		Varies	Varies	CULVERT ASSESSMENT AND REMEDIATION, OAHU	E	\$ 4,810,000	\$ 2,500,000
561	6		7	15	KUHIO HIGHWAY IMPROVEMENTS IN THE VICINITY OF KCCC & WAILUA GOLF COURSE, KAUAI	E	\$ 1,100,000	\$ 1,900,000

Department of Transportation-Highways Division  
Capital Improvements Program (CIP) Requests

Table 22

Prog ID	Prog ID Priority	Dept- Wide Priority	Senate District	Rep. District	Project Title	MOF	FY16 \$\$\$	FY17 \$\$\$
						N	\$ -	\$ 7,600,000
595	5		Varies	Varies	SEISMIC RETROFIT OF VARIOUS BRIDGES, STATEWIDE	E	\$ 250,000	\$ 1,200,000
						N	\$ 1,000,000	\$ 4,800,000
561	7		8	14	KUHIO HIGHWAY, SLOPE STABILIZATION AT LUMAHAI HILLSIDE, KAUAI	E	\$ -	\$ 150,000
501	12		Varies	Varies	TRAFFIC OPERATIONAL IMPROVEMENTS TO EXISTING INTERSECTIONS AND HIGHWAYS FACILITIES, OAHU	E	\$ -	\$ 200,000
531	5		7	13	HANA HIGHWAY IMPROVEMENTS, VICINITY OF MILEPOST 28.1, MAUI	E	\$ 195,000	\$ 700,000
501	13		16	38	COMMERCIAL DRIVER'S LICENSE (CDL) AND MOTORCYCLE LICENSE TESTING FACILITY, OAHU	E	\$ 400,000	\$ -
595	6		Varies	Varies	MAJOR PAVEMENT IMPROVEMENTS, STATEWIDE	E	\$ 6,000,000	\$ 6,000,000
						N	\$ 24,000,000	\$ 24,000,000
531	6		7	13	PAIA BYPASS, MAUI	E	\$ 60,000	\$ -
						N	\$ 240,000	\$ -
501	14		25	51	KALANIANAOLE HIGHWAY IMPROVEMENTS, OLOMANA GOLF COURSE TO WAIMANALO BEACH PARK, OAHU	E	\$ 300,000	\$ -
						N	\$ 1,200,000	\$ -
501	15		23, 24	48	KAHEKILI HIGHWAY, OAHU	E	\$ 850,000	\$ 200,000
						N	\$ 3,400,000	\$ 800,000
531	7		5	8	HANA HIGHWAY/KAAHUMANU AVENUE BEAUTIFICATION, DAIRY ROAD TO NANILOA OVERPASS, MAUI	E	\$ 210,000	\$ -
						N	\$ 840,000	\$ -
595	7		13	26	ALIIAIMOKU HALE, ELEVATOR MODERNIZATION, STATEWIDE	E	\$ 110,000	\$ 1,200,000
595	8		Varies	Varies	HIGHWAY PLANNING, STATEWIDE	E	\$ 1,080,000	\$ 1,440,000
						N	\$ 3,760,000	\$ 5,480,000
595	9		6	35	MOTOR CARRIER SAFETY AND HIGHWAY SAFETY OFFICE FACILITY, STATEWIDE	E	\$ 2,500,000	\$ -
501	16		21	43	FARRINGTON HIGHWAY IMPROVEMENTS BETWEEN HONOKAI HALE AND HAKIMO ROAD, OAHU	E	\$ -	\$ 100,000
						N	\$ -	\$ 400,000
595	10		Varies	Varies	CLOSEOUT OF HIGHWAY RIGHTS-OF-WAY, STATEWIDE	E	\$ 299,000	\$ -
						N	\$ 1,000	\$ -
595	11		Varies	Varies	CLOSEOUT OF HIGHWAY CONSTRUCTION PROJECTS, STATEWIDE	E	\$ 199,000	\$ 199,000
						N	\$ 1,000	\$ 1,000

Department of Transportation-Highways Division  
Capital Improvements Program (CIP) Requests

Table 22

<u>Prog ID</u>	<u>Prog ID</u> <u>Priority</u>	<u>Dept- Wide Priority</u>	<u>Senate District</u>	<u>Rep. District</u>	<u>Project Title</u>	<u>MOF</u>	<u>FY16 \$\$\$</u>	<u>FY17 \$\$\$</u>
595	12		Varies	Varies	CLOSEOUT OF HIGHWAY DESIGN PROJECTS, STATEWIDE	E	\$ 200,000	\$ 200,000
						N	\$ 800,000	\$ 800,000
595	13		Varies	Varies	TRAFFIC COUNTING STATIONS AT VARIOUS LOCATIONS, STATEWIDE	E	\$ 25,000	\$ 540,000
						N	\$ 100,000	\$ 2,160,000
595	14		Varies	Varies	TRAFFIC SIGNAL MODERNIZATION AT VARIOUS LOCATIONS, STATEWIDE	E	\$ 1,000,000	\$ 1,200,000
						N	\$ -	\$ 4,800,000
501	17		24	49	CASTLE HILLS ACCESS ROAD IMPROVEMENTS, OAHU	E	\$ 1,100,000	\$ 3,000,000
501	18		24	49	KEAAHALA ROAD WIDENING, KAHEKILI HIGHWAY TO POOKELA STREET, OAHU	E	\$ 1,150,000	\$ 3,000,000
595	15		13	26	ALIIAIMOKU BUILDING IMPROVEMENTS, STATEWIDE	E	\$ 200,000	\$ 1,400,000
595	16		Varies	Varies	BIKEWAY IMPROVEMENTS AT VARIOUS LOCATIONS, STATEWIDE	E	\$ 150,000	\$ 50,000
						N	\$ 2,100,000	\$ -

Department of Transportation-Highways Division  
 CIP Lapses

Table 23

<u>Prog ID</u>	<u>Act/Year of Appropriation</u>	<u>Project Title</u>	<u>MOF</u>	<u>Amount \$\$\$\$</u>	<u>Reason</u>
none					



Department of Transportation-Highways Division  
Division Resources

Table 24

<u>Division</u>	<u>Associated Program IDs</u>					
Oahu Highways	TRN 501					
Hawaii Highways	TRN 511					
Maui Highways	TRN 531					
Kauai Highways	TRN 561					
Highways Administration	TRN 595					
Highways Safety	TRN 597					

Department of Transportation-Highways Division  
Program ID Sub-Organizations

Table 25

<u>Program ID</u>	<u>Sub-Org Code</u>	<u>Name</u>	<u>Objective</u>
TRN 501	DC	Oahu Highways	To facilitate the rapid, safe and economical movement of people and goods on the island of Oahu by providing and maintaining highways.
TRN 511	DD	Hawaii Highways	To facilitate the rapid, safe and economical movement of people and goods on the island of Hawaii by providing and maintaining highways.
TRN 531	DF	Maui Highways - Maui Office	To facilitate the rapid, safe and economical movement of people and goods on the island of Maui by providing and maintaining highways.
TRN 531	DM	Maui Highways - Molokai Office	To facilitate the rapid, safe and economical movement of people and goods on the island of Molokai by providing and maintaining highways.
TRN 531	DL	Maui Highways - Lanai Office	To facilitate the rapid, safe and economical movement of people and goods on the island of Lanai by providing and maintaining highways.
TRN 561	DG	Kauai Highways	
TRN 595	DB	Highways Administration	To enhance the effectiveness of the program by providing program leadership, staff support services, and general land transportation-related services.
TRN 597	AB	Highways Safety	To facilitate the safe movement of people and goods on public highways within the State by formulating and implementing a highway safety plan and enforcing laws, rules and regulations relating to highway safety and motor carrier safety operations and providing for supportive services.

Department of Transportation-Highways Division  
Organization Changes

Table 26

<u>Year of Change</u> <u>FY15/FY16</u>	<u>Page</u> <u>Number</u>	<u>Description of Change</u>
FY15	8	Add position no. 23477, Highway Safety Specialist to be redescribed.
FY15	11	Transfer position no. 23477, Highway Safety Specialist to Staff Services Office, Fiscal Staff
FY15	44	Reorganization of Office Services, created Personnel Unit, renamed Time and Cost Keeping to Fiscal Unit, remaned Steno and Clerical Unit to Clerical Unit; and realigned positions.
FY15	46	Transfer position no. 19155, Engineering Technician V to the Oahu District, Office Services to be redescribed
FY15	47	Transfer position no. 43856, Office Assistant III to the Oahu District, Office Services
FY15	58	Reflects the new Construction Section that was created
FY15	59	Reflects the new Construction Section that was created
FY15	60	Realigned the existing Engineering Section with two units, the Permits and Bridge Inspection Unit and the Survey Unit.
FY15	NEW	The new Construction Section for Kauai District.

**DEPARTMENT OF TRANSPORTATION  
GENERAL ADMINISTRATION**

**OVERALL PROGRAM SUPPORT FOR TRANSPORTATION**

**I. MISSION STATEMENT**

To provide program leadership and staff support services by formulating policies and plans, directing operations, allocating resources, providing staff support and other administrative services.

**II. ECONOMIC & FISCAL CONDITION**

Overall Program Support (General Administration) is supported by a pro-rata share provided by the divisions (Airports, Harbors, and Highways). This share is revised on a biennial basis, and is determined by each division's total expenditures. Any increase in General Administration's appropriation must be supported by the divisions' revenues.

**III. FEDERAL FUNDS**

General Administration maintains a number of federal grants from the Federal Transit Administration (FTA) which it distributes among numerous grantees, including the Department of Land and Natural Resources, the Oahu Metropolitan Planning Organization, the Maui Metropolitan Planning Organization and transportation departments from each county. These grants are expected to continue as they have been included in the President's budget for Federal Fiscal Year 2015.

**IV. BUDGET REQUESTS**

**Methodology/Approach to FB 2015-2017 Budget**

Guidance provided by the Department of Budget & Finance suggested a "status-quo" budget, meaning only what was needed to sustain current operations.

**Significant Adjustments**

Federal Funds – the positive adjustment of \$1,714,560N (FY16) and \$1,900,755N (FY17) was made so that the federal fund ceiling would accurately reflect the amount of funding we anticipate receiving from the FTA in FY 2015. Under the newly developed federal fund process the appropriation ceiling should reflect the new funds being received. Older funds will still be available to expend until they lapse at the prescribed time.

Personnel – FB 2015-17 Executive Budget Request instructions (Finance Memorandum 14-12) advised non-general fund programs that there will be a 10% increase in fringe and to budget accordingly. Therefore we are requesting additional funding to support a fringe rate of 52%.

**DEPARTMENT OF TRANSPORTATION  
ALOHA TOWER DEVELOPMENT CORPORATION**

**I. MISSION STATEMENT**

ATDC's statutory mission and objective under Chapter 206J-HRS: to better serve the economic and maritime and recreational needs of the people of Hawaii by developing, redeveloping or improving the Aloha Tower Complex, is consistent with the overall mission of the Department of Transportation to enhance and/or economic prosperity and the quality of life.

**II. ECONOMIC & FISCAL CONDITION**

The State's economy has had an impact on the development opportunities and potential revenue generated from the real property associated with the Aloha Tower Complex. The new Aloha Tower marketplace lessee has committed to investing significant capital into the marketplace property. With the re-organization of ATDC through Act 152, SLH 2011, and its attachment to DOT, ATDC is well positioned to make the most of the opportunity that the new Aloha Tower Marketplace lessee has to offer.

**III. FEDERAL FUNDS**

ATDC does not have any federal funds.

**IV. BUDGET REQUESTS**

ATDC is requesting \$9,829B (FY16) and \$12,437B (FY17) to accommodate a higher salary negotiated through collective bargaining as well as a fringe benefit increase of 42.04% to 52%.

Department of Transportation - General Administration  
 Prioritized List of Functions

Table 1

<u>Priority</u>	<u>Description of Function</u>	<u>Activities</u>	<u>Prog ID(s)</u>	<u>Statutory Reference</u>
1	To provide leadership and administrative support to the divisions and programs.	This program provides program leadership and staff support services by formulating policies and plans, directing operations, allocating resources, providing staff support and other administrative services.	TRN995	Section 26-19, HRS
2	To better serve the economic, maritime, and recreational needs of the people of Hawaii by developing, redeveloping or improving the Aloha Tower Complex.	This program manages the real property assets that are within the jurisdiction of ATDC. The major activities involve administrative and managerial support, property management and the development of master plans for the areas within ATDC's jurisdiction.	TRN695	Section 206J, HRS

Department of Transportation - General Administration  
Department-Wide Totals

Table 2

Fiscal Year 2015				
Act 122/14 Appropriation	Restriction	Emergency Appropriations	Total FY15	MOF
\$ 18,507,138.00			\$ 18,507,138.00	B
\$ 6,584,774.00			\$ 6,584,774.00	N
\$ 423,067.00			\$ 423,067.00	R
			\$ -	
			\$ -	
			\$ -	
\$ 25,514,979.00	\$ -	\$ -	\$ 25,514,979.00	Total
Fiscal Year 2016				
Act 122/14 Appropriation	Reductions	Additions	Total FY16	MOF
\$ 18,507,138.00	\$ (575,000.00)	\$ 1,527,959.00	\$ 19,460,097.00	B
\$ 6,584,774.00	\$ (209,007.00)	\$ 1,926,859.00	\$ 8,302,626.00	N
\$ 423,067.00			\$ 423,067.00	R
			\$ -	
			\$ -	
			\$ -	
\$ 25,514,979.00	\$ (784,007.00)	\$ 3,454,818.00	\$ 28,185,790.00	Total
Fiscal Year 2017				
Act 122/14 Appropriation	Reductions	Additions	Total FY17	MOF
\$ 18,507,138.00	\$ (575,000.00)	\$ 1,844,786.00	\$ 19,776,924.00	B
\$ 6,584,774.00	\$ (209,007.00)	\$ 2,115,244.00	\$ 8,491,011.00	N
\$ 423,067.00			\$ 423,067.00	R
			\$ -	
			\$ -	
			\$ -	
\$ 25,514,979.00	\$ (784,007.00)	\$ 3,960,030.00	\$ 28,691,002.00	Total



Department of Transportation - General Administration  
 Program ID Totals

Table 3

Prog ID	Program Title	MOF	As budgeted by Act 122/14 (FY15)			Governor's Submittal (FY16)				Governor's Submittal (FY17)			
			Pos (P)	Pos (T)	\$\$\$	Pos (P)	Pos (T)	\$\$\$	Percent Change of \$\$\$\$	Pos (P)	Pos (T)	\$\$\$	Percent Change of \$\$\$\$
TRN695	Aloha Tower Development Corporation	B		1.00	\$ 1,829,736		1.00	\$ 1,839,565	1%		1.00	\$ 1,842,173.00	1%
TRN995	General Administration	B	106.00		\$ 16,677,402	106.00		\$ 17,620,532	6%	106.00		\$ 17,934,751.00	8%
		N		1.00	\$ 6,584,774		1.00	\$ 8,302,626	26%		1.00	\$ 8,491,011.00	29%
		R			\$ 423,067			\$ 423,067	0%			\$ 423,067.00	0%

Department of Transportation - General Administration  
Budget Decisions

Table 4

Prog ID	Sub-Org	Description of Request	Initial Department Request FY16			Initial Department Request FY17			Budget & Finance Recommendation FY16			Budget & Finance Recommendation FY17			Governor's Decision FY16			Governor's Decision FY17				
			MOF	Pos (P)	Pos (T)	\$\$\$	MOF	Pos (P)	Pos (T)	\$\$\$	Pos (P)	Pos (T)	\$\$\$	Pos (P)	Pos (T)	\$\$\$	Pos (P)	Pos (T)	\$\$\$	Pos (P)	Pos (T)	\$\$\$
TRN695	AC	Fringe 52% Adj and CB	B			\$ 9,829	B			\$ 12,437			\$ 9,829			\$ 12,437			\$ 9,829			\$ 12,437
TRN995	AA	Fringe 52% Adj	B			\$ 662,810	B			\$ 724,957			\$ 622,810			\$ 724,957			\$ 622,810			\$ 724,957
TRN995	AA	49 USC sec 5305	N			\$ 62,684	N			\$ 80,413			\$ 62,684			\$ 80,413			\$ 62,684			\$ 80,413
TRN995	AA	49 USC sec 5307	N			\$ 1,104,055	N			\$ 1,137,177			\$ 1,104,055			\$ 1,137,177			\$ 1,104,055			\$ 1,137,177
TRN995	AA	49 USC sec 5339	N			\$ 156,160	N			\$ 208,257			\$ 156,160			\$ 208,257			\$ 156,160			\$ 208,257
TRN995	AA	49 USC sec 5310	N			\$ 89,220	N			\$ 81,401			\$ 89,220			\$ 81,401			\$ 89,220			\$ 81,401
TRN995	AA	49 USC sec 5311	N			\$ 359,729	N			\$ 450,795			\$ 359,729			\$ 450,795			\$ 359,729			\$ 450,795
TRN995	AA	Statewide Planning & Research (SPR)	N			\$ 151,719	N			\$ 151,719			\$ 151,719			\$ 151,719			\$ 151,719			\$ 151,719
TRN995	AA	FTA 5329 Transit Safety & Oversight	N			\$ (209,007)	N			\$ (209,007)			\$ (209,007)			\$ (209,007)			\$ (209,007)			\$ (209,007)
TRN995	AA	Increase Position and Funds for FTA Grant Management	N		(1.00)	\$ (68,908)	N		(1.00)	\$ (71,098)			\$ -			\$ -			\$ -			\$ -
TRN995	AA	Reduce Position and Funds for FTA Grant Management	N	1.00		\$ 41,797	N	1.00		\$ 86,895			\$ -			\$ -			\$ -			\$ -

Department of Transportation - General Administration  
Proposed Budget Reductions

Table 5

Prog ID	Sub-Org	Description of Reduction	Impact of Reduction	MOE	FY16			FY17			FY15 Restriction (Y/N)
					Pos (P)	Pos (T)	\$\$\$	Pos (P)	Pos (T)	\$\$\$	
TRN995	AA	Non-Recurring Reduction (Budget Prep) - Equipment	N/A to FY16, funds budgeted for IT purchases in FY15	B			\$ 575,000			\$ 575,000	N
TRN995	AA	FTA 5329 Transit Safety & Oversight	N/A HDOT to be reimbursed by Honolulu C&C	N			\$ 209,007			\$ 209,007	N

Department of Transportation - General Administration  
Proposed Budget Additions

Table 6

Prog ID	Sub-Org	Addition Type	Prog ID Priority	Dept-Wide Priority	Description of Addition	Justification	MOF	FY16			FY17		
								Pos (P)	Pos (T)	\$\$\$	Pos (P)	Pos (T)	\$\$\$
TRN995	AA				Collective Bargaining (Budget Prep)	Additional funding provided thru budget prep pursuant to recent contract negotiations between the State, HGEA and UPW.	B			\$ 855,320			\$ 1,107,392
TRN995	AA				Collective Bargaining (Budget Prep)		N			\$ 3,292			\$ 5,482
TRN695	AC	NG	1		Fringe 52% Adj and CB	Pursuant to Finance Memo 14-12, non-general fund programs were advised to budget for a 10% increase in fringe benefits.	B			\$ 9,829			\$ 12,437
TRN995	AA	NG	1		Fringe 52% Adj		B			\$ 662,810			\$ 724,957
TRN995	AA	FF	2		49 USC sec 5305	Adjustment to reflect anticipated federal funding in Federal Fiscal Year 2015	N			\$ 62,684			\$ 80,413
TRN995	AA	FF	3		49 USC sec 5307		N			\$ 1,104,055			\$ 1,137,177
TRN995	AA	FF	4		49 USC sec 5339		N			\$ 156,160			\$ 208,257
TRN995	AA	FF	5		49 USC sec 5310		N			\$ 89,220			\$ 81,401
TRN995	AA	FF	6		49 USC sec 5311		N			\$ 359,729			\$ 450,795
TRN995	AA	FF	7		Statewide Planning & Research (SPR)		N			\$ 151,719			\$ 151,719

Department of Transportation - General Administration  
 FY15 Restrictions

Table 7

<u>Prog ID</u>	<u>Sub-Org</u>	<u>MOF</u>	<u>Budgeted by Dept</u>	<u>Restriction</u>	<u>Difference Between Budgeted &amp; Restricted</u>	<u>Percent Difference</u>	<u>Impact</u>
							Not Applicable

Department of Transportation - General Administration  
 Emergency Appropriation Requests

Table 8

<u>Prog ID</u>	<u>Description of Request</u>	<u>Explanation of Request</u>	<u>MOF</u>	<u>Pos (P)</u>	<u>Pos (T)</u>	<u>\$\$\$</u>
	Not Applicable					

Department of Transportation - General Administration  
Expenditures Exceeding Appropriation Ceilings in FY14 and FY15

Table 9

<u>Prog ID</u>	<u>MOF</u>	<u>Date</u>	<u>Appropriation</u>	<u>Amount Exceeding Appropriation</u>	<u>Percent Exceeded</u>	<u>Reason for Exceeding Ceiling</u>	<u>Legal Authority</u>	<u>Recurring (Y/N)</u>	<u>GF Impact (Y/N)</u>
TRN995	N	6/9/2014	S-14-257-D	\$ 25,478	1.9%	Vehicles purchased under FTA 49 USC 5310 grant were an accumulation of 3 years of sub-grantee requests.	Act 134/SLH 13 sect 88	N	N

Department of Transportation - General Administration  
 Intradepartmental Transfers in FY14 and FY15

Table 10

<u>Actual or Anticipated Date of Transfer</u>	<u>MOF</u>	<u>Pos (P)</u>	<u>Pos (T)</u>	<u>\$\$\$</u>	<u>From Prog ID</u>	<u>Percent of Program ID Appropriation Transferred From</u>	<u>To Prog ID</u>	<u>Percent of Receiving Program ID Appropriation</u>	<u>Reason for Transfer</u>	<u>Recurring (Y/N)</u>
Not Applicable										



Department of Transportation - General Administration  
Active Federal Awards as of December 1, 2014

Table 11

<u>State Expending Agency</u>	<u>Program ID</u>	<u>Award Number</u>	<u>CFDA Number</u>	<u>Award Description</u>	<u>Awarding Federal Agency</u>	<u>Award Amount</u>	<u>Award Amount Allocated to the Pgm ID in Column B</u>	<u>State Appropriation Symbol</u>	<u>State Fund Match (If Any)</u>	<u>Contact Name</u>	<u>Contact Phone</u>	<u>Contact Email</u>
D	TRN 995	HI-03-0038-04	20.500	Ferry Commuter Pier Improvements	FTA	\$30,861,870	\$30,861,870	S-258-D	N/A	Dean Nakagawa	831-7968	<a href="mailto:Dean.Nakagawa@hawaii.gov">Dean.Nakagawa@hawaii.gov</a>
D	TRN 995	HI-04-0004-00	20.500	Rural Bus Replacement	FTA	\$5,699,400	\$5,699,400	S-258-D	N/A	Dean Nakagawa	831-7968	<a href="mailto:Dean.Nakagawa@hawaii.gov">Dean.Nakagawa@hawaii.gov</a>
D	TRN 995	HI-04-0007-01	20.500	SGR Bus Purch. & Facility Con.	FTA	\$5,925,000	\$5,925,000	S-258-D	N/A	Dean Nakagawa	831-7968	<a href="mailto:Dean.Nakagawa@hawaii.gov">Dean.Nakagawa@hawaii.gov</a>
D	TRN 995	HI-04-0009-00	20.500	SGR Bus Purch.	FTA	\$3,955,000	\$3,955,000	S-258-D	N/A	Dean Nakagawa	831-7968	<a href="mailto:Dean.Nakagawa@hawaii.gov">Dean.Nakagawa@hawaii.gov</a>
D	TRN 995	HI-04-0010-00	20.500	VTCLI	FTA	\$233,129	\$233,129	S-258-D	N/A	Dean Nakagawa	831-7968	<a href="mailto:Dean.Nakagawa@hawaii.gov">Dean.Nakagawa@hawaii.gov</a>
D	TRN 995	HI-04-0013-00	20.500	SGR Bus Purch.	FTA	\$3,440,000	\$3,440,000	S-258-D	N/A	Dean Nakagawa	831-7968	<a href="mailto:Dean.Nakagawa@hawaii.gov">Dean.Nakagawa@hawaii.gov</a>
D	TRN 995	HI-04-0014-00	20.500	Liv. Bus Shelters	FTA	\$800,000	\$800,000	S-258-D	N/A	Dean Nakagawa	831-7968	<a href="mailto:Dean.Nakagawa@hawaii.gov">Dean.Nakagawa@hawaii.gov</a>
D	TRN 995	HI-16-0034-00	20.513	Trans. for Elderly & Disabled	FTA	\$585,120	\$585,120	S-257-D	N/A	Dean Nakagawa	831-7968	<a href="mailto:Dean.Nakagawa@hawaii.gov">Dean.Nakagawa@hawaii.gov</a>
D	TRN 995	HI-16-0035-00	20.513	Trans. for Elderly & Disabled	FTA	\$627,290	\$627,290	S-257-D	N/A	Dean Nakagawa	831-7968	<a href="mailto:Dean.Nakagawa@hawaii.gov">Dean.Nakagawa@hawaii.gov</a>
D	TRN 995	HI-16-0036-00	20.513	Trans. for Elderly & Disabled	FTA	\$926,529	\$926,529	S-257-D	N/A	Dean Nakagawa	831-7968	<a href="mailto:Dean.Nakagawa@hawaii.gov">Dean.Nakagawa@hawaii.gov</a>
D	TRN 995	HI-16-0037-00	20.513	Trans. for Elderly & Disabled	FTA	\$892,501	\$892,501	S-257-D	N/A	Dean Nakagawa	831-7968	<a href="mailto:Dean.Nakagawa@hawaii.gov">Dean.Nakagawa@hawaii.gov</a>
D	TRN 995	HI-16-0038-00	20.513	Trans. for Elderly & Disabled	FTA	\$813,567	\$813,567	S-257-D	N/A	Dean Nakagawa	831-7968	<a href="mailto:Dean.Nakagawa@hawaii.gov">Dean.Nakagawa@hawaii.gov</a>

Department of Transportation - General Administration  
Active Federal Awards as of December 1, 2014

Table 11

<u>State Expending Agency</u>	<u>Program ID</u>	<u>Award Number</u>	<u>CFDA Number</u>	<u>Award Description</u>	<u>Awarding Federal Agency</u>	<u>Award Amount</u>	<u>Award Amount Allocated to the Pgm ID in Column B</u>	<u>State Appropriation Symbol</u>	<u>State Fund Match (If Any)</u>	<u>Contact Name</u>	<u>Contact Phone</u>	<u>Contact Email</u>
D	TRN 995	HI-18-X029-00	20.509	OPR/ADM for Counties	FTA	\$2,176,319	\$2,176,319	S-258-D	N/A	Dean Nakagawa	831-7968	<a href="mailto:Dean.Nakagawa@hawaii.gov">Dean.Nakagawa@hawaii.gov</a>
D	TRN 995	HI-18-X030-00	20.509	OPR/ADM for Counties	FTA	\$2,127,899	\$2,127,899	S-258-D	N/A	Dean Nakagawa	831-7968	<a href="mailto:Dean.Nakagawa@hawaii.gov">Dean.Nakagawa@hawaii.gov</a>
D	TRN 995	HI-18-X031-00	20.509	OPR/ADM for Counties	FTA	\$1,675,805	\$1,675,805	S-258-D	N/A	Dean Nakagawa	831-7968	<a href="mailto:Dean.Nakagawa@hawaii.gov">Dean.Nakagawa@hawaii.gov</a>
D	TRN 995	HI-37-X006-00	20.516	Job Access & Reverse Commute	FTA	\$145,707	\$145,707	S-258-D	N/A	Dean Nakagawa	831-7968	<a href="mailto:Dean.Nakagawa@hawaii.gov">Dean.Nakagawa@hawaii.gov</a>
D	TRN 995	HI-37-X008-00	20.516	Job Access & Reverse Commute	FTA	\$353,164	\$353,164	S-258-D	N/A	Dean Nakagawa	831-7968	<a href="mailto:Dean.Nakagawa@hawaii.gov">Dean.Nakagawa@hawaii.gov</a>
D	TRN 995	HI-57-X008-00	20.521	New Freedom	FTA	\$75,244	\$75,244	S-258-D	N/A	Dean Nakagawa	831-7968	<a href="mailto:Dean.Nakagawa@hawaii.gov">Dean.Nakagawa@hawaii.gov</a>
D	TRN 995	HI-80-0019-00	20.505	Metropolitan Trans. Planning	FTA	\$476,247	\$476,247	S-258-D	N/A	Dean Nakagawa	831-7968	<a href="mailto:Dean.Nakagawa@hawaii.gov">Dean.Nakagawa@hawaii.gov</a>
D	TRN 995	HI-80-0021-00	20.505	Metropolitan Trans. Planning	FTA	\$572,398	\$572,398	S-258-D	N/A	Dean Nakagawa	831-7968	<a href="mailto:Dean.Nakagawa@hawaii.gov">Dean.Nakagawa@hawaii.gov</a>
D	TRN 995	HI-80-0023-00	20.505	Metropolitan Trans. Planning	FTA	\$417,363	\$417,363	S-258-D	N/A	Dean Nakagawa	831-7968	<a href="mailto:Dean.Nakagawa@hawaii.gov">Dean.Nakagawa@hawaii.gov</a>
D	TRN 995	HI-80-0024-00	20.505	Metropolitan Trans. Planning	FTA	\$338,363	\$338,363	S-258-D	N/A	Dean Nakagawa	831-7968	<a href="mailto:Dean.Nakagawa@hawaii.gov">Dean.Nakagawa@hawaii.gov</a>
D	TRN 995	HI-34-0001-00	20.526	Bus & Bus Facilities	FTA	\$815,833	\$815,833	S-258-D	N/A	Dean Nakagawa	831-7968	<a href="mailto:Dean.Nakagawa@hawaii.gov">Dean.Nakagawa@hawaii.gov</a>

Department of Transportation - General Administration  
Non-General Funds

Table 12

<u>Name of Fund</u>	<u>Purpose</u>	<u>Statutory Reference</u>	<u>MOF</u>	<u>Beginning FY15 Unencumbered Cash Balance</u>	<u>Estimated FY15 Revenues</u>	<u>Estimated FY15 Expenditures and Encumbrances</u>	<u>Estimated FY15 Net Transfers</u>	<u>Estimated FY15 Ending Unencumbered Cash Balance</u>	<u>Balance in Excess of Program Needs</u>
General Administration	Operating funds for General Admin	Act 122/SLH 14	B	\$ 10,161,706	\$ -	\$ 13,032,237	\$ 2,737,283	\$ (5,607,814)	
Protocol Funds for Executive Heads	Discretionary funds for the Department head	Act 134/SLH 13	B	\$ 2,500	\$ -	\$ 2,500	\$ -	\$ -	
Aloha Tower Development Corporation	ATDC placed within DOT for administrative purposes, pursuant to section 26-35	206J-17, HRS	B	\$ 898,946	\$ -	\$ 225,000	\$ -	\$ 673,946	

Department of Transportation - General Administration  
 Vacancy Report as of November 30, 2014

Table 13

Prog ID	Sub-Org	Date of Vacancy	Expected Fill Date	Position Number	Position Title	Exempt (Y/N)	SR Level	BU Code	Perm Temp (P/T)	FTE	MOF	Budgeted Amount	Actual Salary Last Paid	Authority to Hire (Y/N)	Occupied by 89 Day Hire (Y/N)	# of 89 Hire Appts	Describe if Filled by other Means	Priority # to Retain
TRN995	AA	9/30/2013		94901D	Environmental Management Program Manager	N	EM05	35	P	1.00	B	\$ 74,628	\$ -	Y	N			1
TRN995	AA	2/1/2013		112292	Civil Rights Coordinator	N	EM05	35	P	1.00	B	\$ 88,356	\$ 88,356	Y	N			2
TRN995	AA	12/31/2012		26209	Management Analyst V	N	SR28	13	P	1.00	B	\$ 75,960	\$ 75,960	Y	N			3
TRN995	AA	1/2/2014		19159	Planner VII	N	SR28	13	P	1.00	B	\$ 64,920	\$ 64,920	Y	N			4
TRN995	AA	3/1/2013		23664	Personnel Mgmt. Specialist VI	N	SR26	73	P	1.00	B	\$ 82,128	\$ 82,128	Y	Y	2		5
TRN995	AA	12/16/2008		112252	Planner VI	N	SR26	13	P	1.00	B	\$ 57,720	\$ 77,760	Y	Y	1		6
TRN995	AA	5/16/2014		2479	Personnel Mgmt. Specialist V	N	SR24	73	P	1.00	B	\$ 62,424	\$ 62,424	Y	N			7
TRN995	AA	8/17/2012		31660	Personnel Mgmt. Specialist V	N	SR24	73	P	1.00	B	\$ 51,312	\$ 62,424	Y	N			9
TRN995	AA	1/2/2014		33081	Program Budget Analyst IV	N	SR22	13	P	1.00	B	\$ 47,400	\$ 40,548	Y	N			10
TRN995	AA	2/1/2013		40623	Personnel Mgmt. Specialist V	N	SR24	73	P	1.00	B	\$ 45,576	\$ 45,576	Y	Y	6		11
TRN995	AA	9/1/2013		31262	Secretary II	N	SR14	63	P	1.00	B	\$ 51,936	\$ 51,936	Y	N			12
TRN995	AA	7/1/2011		27899	Program Evaluation Analyst V	N	SR24	13	P	1.00	B	\$ 64,920	\$ 64,920	Y	N			13
TRN995	AA	3/31/2010		112475	Planner V	N	SR24	13	P	1.00	B	\$ 53,364	\$ 50,832	Y	N			14
TRN995	AA	8/1/2014		52887	Personnel Mgmt. Specialist IV	N	SR22	73	P	1.00	B	\$ 53,364	\$ 53,364	Y	N			15
TRN995	AA	1/2/2014		10686	Planner IV	N	SR22	13	P	1.00	B	\$ 47,400	\$ 47,400	Y	N			16
TRN995	AA	10/1/3014		6374	Personnel Clerk V	N	SR13	63	P	1.00	B	\$ 32,460	\$ 32,460	Y	N			17
TRN995	AA	8/9/2011		10395	Secretary III	N	SR16	63	P	1.00	B	\$ 33,756	\$ 33,756	Y	Y	6		18
TRN995	AA	9/30/2013		94902D	Secretary II	N	SR14	3	P	1.00	B	\$ 32,424	\$ -	Y	N			19
TRN695	AC	7/1/2013		94903D	General Professional	N	SR22	13	T	1.00	B	\$ 45,576	\$ -	Y	N			20
TRN995	AA	6/26/2012		7773	Info Specialist IV	N	SR20	13	P	1.00	B	\$ 42,132	\$ 42,132	Y	Y	1		21
TRN995	AA	7/1/2014	01/02/15	9605	General Professional IV	N	SR22	13	P	1.00	B	\$ 49,308	\$ 49,308	Y	Y	2		
TRN995	AA	10/23/2014	01/20/15	116342	Community Development Spec	Y	SRNA	73	T	1.00	B	\$ 88,416	\$ 88,416	Y	N			
TRN995	AA	7/1/2014	12/22/14	119257	FTA Grant Development Specialist	Y	SRNA	13	T	1.00	B	\$ 49,344	\$ 49,344	Y	N			

Department of Transportation - General Administration  
Personnel Separations from July 1, 2013 to November 30, 2014

Table 14

<u>Prog ID</u>	<u>Sub-Org</u>	<u>Separation Date</u>	<u>Position Number</u>	<u>Position Title</u>	<u>Exempt (Y/N)</u>	<u>SR Level</u>	<u>BU Code</u>	<u>T/P</u>	<u>MOF</u>	<u>Budgeted FTE</u>	<u>Budgeted Salary</u>	<u>Actual FTE</u>	<u>Actual Salary</u>
TRN995	AA	8/1/2013	45683	Account Clerk IV	N	SR13	3	P	B	1.00	\$32,424.00	1.00	\$32,424.00
TRN995	AA	8/14/2013	11598	Planner VII	N	SR28	13	P	B	1.00	\$71,076.00	1.00	\$71,076.00
TRN995	AA	9/1/2013	31262	Secretary II	N	SR14	63	P	B	1.00	\$51,936.00	1.00	\$51,936.00
TRN995	AA	10/16/2013	29776	Office Assistant II	N	SR06	3	P	B	1.00	\$36,516.00	1.00	\$36,516.00
TRN995	AA	10/1/2013	112294	Secretary II	N	SR14	63	P	B	1.00	\$41,040.00	1.00	\$41,040.00
TRN995	AA	11/16/2013	100595	Deputy Director (DEP-S)	Y	SRNA	0	T	B	1.00	\$119,508.00	1.00	\$119,508.00
TRN995	AA	12/5/2013	26296	Program Evaluation Analyst V	N	SR24	13	P	B	1.00	\$51,312.00	1.00	\$53,364.00
TRN995	AA	1/2/2014	33081	Program Budget Analyst II	N	SR18	13	P	B	1.00	\$47,400.00	1.00	\$40,548.00
TRN995	AA	1/2/2014	10686	Planner IV	N	SR22	13	P	B	1.00	\$47,400.00	1.00	\$47,400.00
TRN995	AA	1/2/2014	19159	Planner VII	N	SR28	13	P	B	1.00	\$64,920.00	1.00	\$64,920.00
TRN995	AA	5/19/2014	100129	Director	Y	SRNA	0	P	B	1.00	\$133,536.00	1.00	\$133,536.00
TRN995	AA	5/19/2014	116444	Deputy Director (DEP-A)	Y	SRNA	0	P	B	1.00	\$119,508.00	1.00	\$119,508.00
TRN995	AA	5/16/2014	2479	Personnel Management Specialist V	N	SR24	73	P	B	1.00	\$62,424.00	1.00	\$62,424.00
TRN995	AA	7/1/2014	45256	Office Assistant II	N	SR06	3	P	B	1.00	\$24,648.00	1.00	\$24,648.00
TRN995	AA	7/1/2014	9605	General Professional IV	N	SR22	13	P	B	1.00	\$49,308.00	1.00	\$49,308.00
TRN995	AA	7/1/2014	119257	FTA Grant Development Specialist	Y	SRNA	13	T	B	1.00	\$49,344.00	1.00	\$49,344.00
TRN995	AA	8/1/2014	52887	Personnel Management Specialist IV	N	SR22	73	P	B	1.00	\$53,364.00	1.00	\$53,364.00
TRN995	AA	8/26/2014	116446	Private Secretary (DEP-P)	Y	SR22	63	T	B	1.00	\$65,736.00	1.00	\$65,736.00
TRN995	AA	10/30/2014	006374	Personnel Clerk V	N	SR13	63	P	B	1.00	\$32,460.00	1.00	\$32,460.00
TRN995	AA	10/23/2014	116342	Community Development Spec	Y	SRNA	73	T	B	1.00	\$88,416.00	1.00	\$88,416.00
TRN995	AA	11/1/2014	100129	Director of Transportation	Y	SRNA	00	T	B	1.00	\$136,212.00	1.00	\$136,212.00
TRN995	AA	11/1/2014	116444	Deputy Director	Y	SRNA	00	T	B	1.00	\$121,908.00	1.00	\$121,908.00
TRN995	AA	11/1/2014	119102	Private Secretary II	Y	SR22	63	T	B	1.00	\$65,736.00	1.00	\$65,736.00

Department of Transportation - General Administration  
Positions Filled from July 1, 2013 to November 30, 2014

Table 15

<u>Prog ID</u>	<u>Sub- Org</u>	<u>Effective Date Position Filled</u>	<u>Position Number</u>	<u>Position Title</u>	<u>Exempt (Y/N)</u>	<u>SR Level</u>	<u>BU Code</u>	<u>T/P</u>	<u>MOF</u>	<u>Budgeted FTE</u>	<u>Budgeted Salary</u>	<u>Actual FTE</u>	<u>Actual Salary</u>	<u>Occupied by 89 Day Hire (Y/N)</u>
TRN995	AA	11/10/2014	022182	Auditor IV	N	SR22	13	P	B	1.00	\$47,400.00	1.00	\$47,400.00	N
TRN995	AA	11/1/2014	100129	Director of Transportation	Y	SRNA	00	T	B	1.00	\$136,212.00	1.00	\$136,212.00	N
TRN995	AA	11/1/2014	116444	Deputy Director	Y	SRNA	00	T	B	1.00	\$121,908.00	1.00	\$121,908.00	N
TRN995	AA	11/1/2014	119102	Private Secretary II	Y	SR22	63	T	B	1.00	\$65,736.00	1.00	\$65,736.00	N
TRN995	AA	9/16/2014	116446	Private Secretary (DEP-P)	Y	SR22	13	P	B	1.00	\$65,736.00	1.00	\$65,736.00	N
TRN995	AA	9/15/2014	45256	Office Assistant II	N	SR06	3	P	B	1.00	\$24,648.00	1.00	\$24,636.00	N
TRN995	AA	8/1/2014	11816	Departmental Contracts Specialist	N	SR22	13	P	B	1.00	\$49,332.00	1.00	\$47,400.00	N
TRN995	AA	7/1/2014	29776	Office Assistant III	N	SR08	3	P	B	1.00	\$25,668.00	1.00	\$27,768.00	N
TRN995	AA	7/1/2014	26296	Program Evaluation Analyst V	N	SR24	13	P	B	1.00	\$53,364.00	1.00	\$60,012.00	N
TRN995	AA	5/19/2014	100129	Director	Y	SRNA	0	P	B	1.00	\$133,536.00	1.00	\$133,536.00	N
TRN995	AA	5/19/2014	116444	Deputy Director (DEP-A)	Y	SRNA	0	P	B	1.00	\$119,508.00	1.00	\$119,508.00	N
TRN995	AA	2/10/2014	17568	Secretary I	N	SR12	3	P	B	1.00	\$36,516.00	1.00	\$30,036.00	N
TRN995	AA	2/14/2014	22117	Information Specialist III	N	SR18	13	P	B	1.00	\$45,132.00	1.00	\$40,548.00	N
TRN995	AA	2/3/2014	6374	Personnel Clerk V	N	SR13	63	P	B	1.00	\$32,424.00	1.00	\$31,212.00	N
TRN995	AA	1/3/2014	9756	Data Processing Control Clerk I	N	SR12	3	P	B	1.00	\$37,968.00	1.00	\$35,064.00	N
TRN995	AA	1/6/2014	46034	Engineer IV	N	SR22	13	P	B	1.00	\$51,312.00	1.00	\$47,400.00	N
TRN995	AA	1/6/2014	47068	General Professional VII	N	SR28	73	P	B	1.00	\$77,100.00	1.00	\$73,032.00	N
TRN995	AA	1/2/2014	8601	Planner VI	N	SR26	13	P	B	1.00	\$55,500.00	1.00	\$57,720.00	N
TRN995	AA	1/2/2014	11598	Planner VII	N	SR28	13	P	B	1.00	\$71,076.00	1.00	\$64,920.00	N
TRN995	AA	1/2/2014	24728	Program Budget Analyst V	N	SR22	13	P	B	1.00	\$55,500.00	1.00	\$47,400.00	N
TRN995	AA	1/2/2014	112294	Secretary II	N	SR14	63	P	B	1.00	\$41,040.00	1.00	\$39,480.00	N
TRN995	AA	12/30/2013	6691	Planner VI	N	SR26	13	P	B	1.00	\$55,500.00	1.00	\$57,720.00	N
TRN995	AA	11/16/2013	100595	Deputy Director (DEP-S)	Y	SRNA	0	P	B	1.00	\$119,508.00	1.00	\$119,508.00	N
TRN995	AA	11/16/2013	121106	Private Secretary II	Y	SR22	63	P	B	1.00	\$54,012.00	1.00	\$54,012.00	N
TRN995	AA	11/1/2013	49176	Office Assistant III	N	SR08	3	P	B	1.00	\$25,668.00	1.00	\$25,668.00	N
TRN995	AA	10/8/2013	45683	Account Clerk IV	N	SR13	3	P	B	1.00	\$32,424.00	1.00	\$37,968.00	N
TRN995	AA	10/1/2013	10755	Civil Rights Specialist V	N	SR24	73	P	B	1.00	\$73,044.00	1.00	\$57,708.00	N

Department of Transportation - General Administration  
 Unauthorized Positions as of November 30, 2014

Table 16

<u>Prog ID</u>	<u>Sub-Org</u>	<u>Date Established</u>	<u>Legal Authority</u>	<u>Position Number</u>	<u>Position Title</u>	<u>Exempt (Y/N)</u>	<u>SR Level</u>	<u>BU Code</u>	<u>T/P</u>	<u>MOF</u>	<u>FTE</u>	<u>Annual Salary</u>	<u>Filled (Y/N)</u>	<u>Occupied by 89 Day Hire (Y/N)</u>
	Not Applicable													

Department of Transportation - General Administration  
Overtime Expenditure Summary

Table 17

Prog ID	Sub-Org	Program Title	MOF	FY14 (actual)			FY15 (estimated)			FY16 (budgeted)			FY17 (budgeted)		
				<u>Base Salary</u> \$\$\$\$	<u>Overtime</u> \$\$\$\$	<u>Overtime</u> Percent	<u>Base Salary</u> \$\$\$\$	<u>Overtime</u> \$\$\$\$	<u>Overtime</u> Percent	<u>Base Salary</u> \$\$\$\$	<u>Overtime</u> \$\$\$\$	<u>Overtime</u> Percent	<u>Base Salary</u> \$\$\$\$	<u>Overtime</u> \$\$\$\$	<u>Overtime</u> Percent
TRN995	AA	General Administration	B	\$ 5,313,013	\$ 50,865	1.0%	\$ 5,525,533	\$ 53,408	1.0%	\$ 6,796,648	\$ 144,829	2.1%	\$ 7,003,371	\$ 144,829	2.1%



Overtime Position List

(Only for Positions the Sum of Overtime Paid and Value of Compensatory Time for which was at Least 10% of Base Pay)

Prog ID	Position No.	Bargaining Unit	Included in CB (Y/N)	Exempt (Y/N)	Temp or Perm (T/P)	MOF	Position Title	Salary Range Level	Base Annual Pay	Hours Exceeding Standard	FY 14						
											OT		Comp Time			Total OT/Comp	
											\$ Amount Paid	% of Base	Hours Earned	\$ Value of Hours Earned	% \$ Value of Base Salary	\$ Amount OT Paid + \$ Value Comp Hours Earned	% of Base
TRN 995	26267	35	Y	Y	P	B	Prgm Evaluation Analysis Mgr	EM07	88,644	252.04	10,684	12.1%			0.0%	10,684	12.1%
GRAND TOTAL									88,644	252.04	10,684	12.1%	-	-	0.0%	10,684	12.1%
Totals by MOF						B		88,644	252.04	10,683.50	12.1%	-	-	0.0%	-	0.0%	

Department of Transportation - General Administration  
Overpayments as of November 30, 2014

Table 19

<u>Name of Employee</u>	<u>Date of Over-payment</u>	<u>Gross Amount Overpaid</u>	<u>Amount Recovered</u>	<u>Balance</u>	<u>Category</u>				<u>Reason for Overpayment</u>	<u>Referred to Attorney General</u>
					<u>Employed Occurred &gt; 2 Years</u>	<u>Employed Occurred &lt; 2 Years</u>	<u>Not Employed Occurred &gt; 2 Years</u>	<u>Not Employed Occurred &lt; 2 Years</u>		
Cantere, Cheryl	08/26/14 to 08/29/14	\$ 793.14	\$ 793.14	\$ -					Leave Without Pay	N
Youngquist, Arvid	10/16/14 to 10/31/14	\$ 61.09	\$ -	\$ 61.09		61.09			Leave Without Pay	N

Department of Transportation - General Administration  
Active Contracts as of December 1, 2014

Table 20

Prog ID	MOF	Frequency		Max Value	Outstanding Balance	Term of Contract			Organization	Category E/L/P/C/ G/S	Description	Explanation of How Contract is Monitored	POS Y/N
		Amount	(M/A/O)			Date Executed	From	To					
TRN995	B	\$ 299,541	as billed	\$ 921,375		7/30/2012	7/31/2012		Dovetail Consulting, Inc.	S	Establish & implements a state rail safety & security oversight program	project manager	Y
TRN995	B	\$ 84,816	as billed	\$ 84,816.00		6/14/2013	8/5/2013		Hoike Networks, Inc.	S	Oracle Applications and Databases Maintenance Support Services for the State of Hawaii, Department of Transportation Computer Systems & Services Office	project manager	Y
TRN995	B	\$ 83,768	as billed	\$ 83,768.00		7/12/2013	9/15/2013		Pacific Technology Solutions, Inc.	S	Information Technology Infrastructure Maintenance Services for the Department of Transportation	project manager	Y
TRN995	B	\$ 57,750	as billed	\$ 57,750.00		12/10/2013	2/10/2014		ThoughtFocus Technologies, LLC	S	Content Management System Maintenance Support Services	project manager	Y

Department of Transportation - General Administration  
 FY15 Appropriation Status

Table 21

Act/ Year	ProgID	Seq No.	Description	Comments	MOF	FY15 Appropriation			Amount used as of November 30			Comments
						Temp Pos.	Perm. Pos.	Amount	Temp Pos.	Perm. Pos.	Amount	
			No increase in budget, not applicable									

Department of Transportation - General Administration  
 Capital Improvements Program (CIP) Requests

Table 22

<u>Prog ID</u>	<u>Prog ID</u> <u>Priority</u>	<u>Dept- Wide Priority</u>	<u>Senate District</u>	<u>Rep. District</u>	<u>Project Title</u>	<u>MOF</u>	<u>FY16 \$\$\$</u>	<u>FY17 \$\$\$</u>
					Not Applicable			

Department of Transportation - General Administration  
CIP Lapses

Table 23

<u>Prog ID</u>	<u>Act/Year of Appropriation</u>	<u>Project Title</u>	<u>MOF</u>	<u>Amount \$\$\$\$</u>	<u>Reason</u>
		Not Applicable			

Department of Transportation - General Administration  
Division Resources

Table 24

<u>Division</u>	<u>Associated Program IDs</u>					
General Administration	TRN 695/AC	Aloha Tower Development Corporation				
	TRN 995/AA	General Administration				

Department of Transportation - General Administration  
 Program ID Sub-Organizations

Table 25

<u>Program ID</u>	<u>Sub-Org Code</u>	<u>Name</u>	<u>Objective</u>
TRN695	AC	Aloha Tower Development Corporation	Manage the real property assets that are within the jurisdiction of ATDC.
TRN995	AA	General Administration	Provide program leadership and staff support services for the Department.



Department of Transportation - General Administration  
Organization Changes

Table 26

<u>Year of Change</u> <u>FY15/FY16</u>	<u>Page</u> <u>Number</u>	<u>Description of Change</u>
		None

# Table R

## Airports Division

SENATE DISTRICT	PRIORITY NUMBER	ISLAND	REP DISTRICT	PROJECT SCOPE	ITEM NUMBER	EXPENDING AGENCY
00	1	0 - STATEWIDE	000	O - OTHER		TRN

PROJECT TITLE:

AIRPORTS DIVISION CAPITAL IMPROVEMENT PROGRAM PROJECT STAFF COSTS, STATEWIDE

PROJECT DESCRIPTION:

PLANS, DESIGN AND CONSTRUCTION FOR COSTS RELATED TO WAGES AND FRINGES FOR PERMANENT PROJECT FUNDED STAFF POSITIONS FOR THE IMPLEMENTATION OF CAPITAL IMPROVEMENT PROGRAM PROJECTS FOR THE DEPARTMENT OF TRANSPORTATION'S AIRPORTS DIVISION. PROJECT MAY ALSO INCLUDE FUNDS FOR NON-PERMANENT CAPITAL IMPROVEMENT PROGRAM RELATED POSITIONS. (OTHER FUNDS FROM PASSENGER FACILITY CHARGES)

TOTAL ESTIMATED PROJECT COST (\$1,000'S):

PRIOR APPROPRIATIONS:

SLH		ITEM	TOTALS	PLANS	LAND ACQUISITION	DESIGN	CONSTRUCTION	EQUIPMENT
YR	ACT							
01	259	C-32	1,800	150	0	750	900	0
02	177	C-32	1,800	150	0	750	900	0
03	200	C-15	1,750	100	0	800	850	0
04	41	C-15	1,900	109	0	860	931	0
05	178	C-37	2,151	1	0	1	2,149	0
06	160	C-37	2,251	101	0	1	2,149	0
07	213	C-30	2,331	370	0	300	1,661	0
08	158	C-30	2,420	370	0	300	1,750	0
09	162	C-42	2,550	300	0	950	1,300	0
10	180	C-42	2,550	300	0	950	1,300	0
11	164	C-25	2,550	250	0	900	1,400	0
12	106	C-25	2,550	250	0	900	1,400	0
13	134	C-24	2,550	250	0	900	1,400	0
14	122	C-24	2,550	250	0	900	1,400	0
TOTAL			31,703	2,951	0	9,262	19,490	0

APPROPRIATIONS:

PART I: BY ELEMENTS	MOF	PRIOR YR	FY 2013-14	FY 2014-15	REQUESTED		FUTURE YEARS	TOTAL PROJ COST
					FY 2015-16	FY 2016-17		
PLANS	*	2,451	250	250	275	275	1,375	4,876
LAND ACQUISITION	*	0	0	0	0	0	0	0
DESIGN	*	7,462	900	900	1,150	1,150	5,750	17,312
CONSTRUCTION	*	16,690	1,400	1,400	1,500	1,500	7,500	29,990
EQUIPMENT	*	0	0	0	0	0	0	0
<b>TOTAL COST</b>		<b>26,603</b>	<b>2,550</b>	<b>2,550</b>	<b>2,925</b>	<b>2,925</b>	<b>14,625</b>	<b>52,178</b>

PART II: BY MEANS OF FINANCE	MOF	PRIOR YR	FY 2013-14	FY 2014-15	REQUESTED		FUTURE YEARS	TOTAL PROJ COST
					FY 2015-16	FY 2016-17		
SPECIAL FUND	B	25,903	2,450	2,450	2,800	2,800	14,000	50,403
OTHER FUNDS	X	700	100	100	125	125	625	1,775
<b>TOTAL COST</b>		<b>26,603</b>	<b>2,550</b>	<b>2,550</b>	<b>2,925</b>	<b>2,925</b>	<b>14,625</b>	<b>52,178</b>

**A. TOTAL SCOPE OF PROJECT:**

This project will provide funding for costs related to wages and fringes for project funded staff positions used to implement the Airports Division Capital Improvement Program (CIP). This request will provide for the staff costs of the current 23 project funded CIP positions.

**B. IDENTIFICATION OF NEED AND EVALUATION OF EXISTING SOLUTION:**

Previous methods of paying for CIP staff costs consisted of allocating a portion of the staff cost to each project. Because project funded staff may work on many projects, there was multiple funding for each position, making it difficult to track. Consolidating the CIP staff costs to one appropriation provides better control and cost accounting. The proposed positions will assist in the projected additional work due to the additional federal requirements and the additional projects projected for the current staff.

**C. ALTERNATIVES CONSIDERED AND IMPACT IF PROJECT IS DEFERRED:**

This project pays for CIP staff costs for project funded personnel. Previously, project funded staff costs were paid from the individual CIP projects. The legislature, in Act 218, Session Laws of Hawaii 1995, pulled the project funded staff costs from the individual CIP projects and placed it into a single CIP project to provide better control and cost accounting. If this project is deferred, staff costs will be paid from the individual project going against legislative intent first established in 1995.

**D. DISCUSS WHAT IMPROVEMENTS WILL TAKE PLACE, WHEN PROJECT COMPLETED (INCLUDING BENEFITS TO BE DERIVED AND/OR DEFICIENCIES THIS PROJECT INTENDS TO CORRECT):**

Project will fully fund staff costs for Airports Division CIP.

**E. IMPACT UPON FUTURE OPERATING REQUIREMENTS (SHOW INITIAL AND ONGOING FUNDING REQUIREMENTS BY COST ELEMENT, INCLUDING POSITION COUNT, MEANS OF FINANCING, FISCAL YEAR):**

Not applicable.

**F. ADDITIONAL INFORMATION:**

The Passenger Facility Charge (PFC) funds will finance an Architect V position. This position is necessary to assist with the PFC program by scoping projects, performing benefit cost analysis, and obtaining environmental categorical exclusions for projects.

TABLE R (5/97)

**CAPITAL PROJECT INFORMATION AND JUSTIFICATION SHEET**

**SCOPE CODES**

<b>EXPENDING AGENCY:</b>		
USER PROGRAM ID	CAPITAL PROJECT	
DEPT	NUMBER	NUMBER
TRN	102	A23R

ISLAND
OAHU

SEN DIST
15

REP DIST
30

PRIORITY NO.
2

PREV PRIO NO.

PROJ. SCOPE

N - NEW	DATE
I - RENOVATION	9/12/2014
A - ADDITION	
R - REPLACEMENT	
O - ONGOING	

**PROJECT TITLE:** HONOLULU INTERNATIONAL AIRPORT.  
RUNWAY 8L WIDENING AND LIGHTING IMPROVEMENTS, OAHU

**PROJECT DESCRIPTION:** CONSTRUCTION FOR RUNWAY 8L WIDENING, LIGHTING AND OTHER RELATED IMPROVEMENTS.  
THIS PROJECT IS DEEMED NECESSARY FOR FEDERAL AID FINANCING AND/OR REIMBURSEMENT.

**TOTAL ESTIMATED PROJECT COST (In Thousands of Dollars)**

COST ELEMENT	PRIOR APPROPRIATIONS (including MOF)						APPROPRIATIONS (including MOF)			TOTAL PROJECT COST
	ACT YR ITEM	ACT YR ITEM	ACT YR ITEM	ACT YR ITEM	ACT YR ITEM	ACT YR ITEM	FY 2016	FY 2017	FUTURE YEARS	
PLANS										
LAND										
DESIGN										
CONSTRUCT	16,080						30,000			46,080
EQUIPMENT										
<b>TOTALS</b>	16,080						30,000			
							9,750 E			9,750 E
							20,250 N			20,250 N
										16,080 X

16,080 X

**PROJECT INFORMATION AND JUSTIFICATION (use back if necessary):**

**a. Total Scope of Project.**

The objective of this project is to widen Runway 8L and upgrade the associated striping, lighting, pavement and other miscellaneous improvements on both the runway and surrounding taxiways to meet Federal Aviation Administration (FAA) standards. Edge and threshold lights on Runway 8L will also be brought into compliance with FAA standards. This request provides for a change in means of financing and the increased cost estimate for this project.

**b. Identification of Need and Evaluation of Existing Situation.**

Runway 8L-26R has been cited by the FAA for having edge lights out of compliance with regulations. Widening the runway will fix this discrepancy. Honolulu International Airport also wishes to expand its ability to accommodate the larger Design Group VI (i.e. Airbus A380, Boeing 747-800, etc.) aircraft. Runway 8L-26R was originally designed as a 200 foot-wide runway, but made 50 foot-narrower at a later date to reduce maintenance costs. Widening Runway 8L-26R to the required 200 foot width will allow Group VI aircraft to make use of the runway once again.

**c. Alternatives Considered and Impact if Project is Deferred.**

If this project is deferred the runway edge lights will instead need to be brought in approximately 30 feet on each side of the runway. Honolulu International Airport will continue to have only one runway available for use by Group VI aircraft.

**d. Discuss What Improvements Will Take Place When Project Completed (including benefits to be derived and/or deficiencies this project intends to correct).**

The repairs will bring lighting into compliance with Part 139 FAA regulations. FAA and the State both desire the widening of the runway for accomodation of Group VI aircraft.

**e. Impact Upon Future Operating Requirements (show initial and ongoing funding requirements by cost element, including position count, means of financing, fiscal year).**

Operating requirements will be increased upon the runway as it will be widened by approximately 55-60 feet. This will require increased maintenance for repaving.

**f. Additional Information:**

None.

SENATE DISTRICT	PRIORITY NUMBER	ISLAND	REP DISTRICT	PROJECT SCOPE	ITEM NUMBER	EXPENDING AGENCY
07	3	5 - MOLOKAI	013	I - RENOVATION PROJECT		TRN

**PROJECT TITLE:**

MOLOKAI AIRPORT, RUNWAY 17-35 IMPROVEMENTS, MOLOKAI

**PROJECT DESCRIPTION:**

DESIGN AND CONSTRUCTION FOR AIRFIELD IMPROVEMENTS INCLUDING PAVEMENT RECONSTRUCTION, DRAINAGE, STRIPING, LIGHTING, SIGNAGE AND OTHER RELATED IMPROVEMENTS.

**TOTAL ESTIMATED PROJECT COST (\$1,000'S):**

**PRIOR APPROPRIATIONS:**

SLH YR ACT	ITEM	TOTALS	PLANS	LAND ACQUISITION	DESIGN	CONSTRUCTION	EQUIPMENT
TOTAL		0	0	0	0	0	0

**APPROPRIATIONS:**

PART I: BY ELEMENTS	MOF	PRIOR YR	FY 2013-14	FY 2014-15	REQUESTED		FUTURE YEARS	TOTAL PROJ COST
					FY 2015-16	FY 2016-17		
PLANS	*	0	0	0	0	0	0	0
LAND ACQUISITION	*	0	0	0	0	0	0	0
DESIGN	*	0	0	0	200	0	0	200
CONSTRUCTION	*	0	0	0	0	3,000	0	3,000
EQUIPMENT	*	0	0	0	0	0	0	0
<b>TOTAL COST</b>		0	0	0	200	3,000	0	3,200

PART II: BY MEANS OF FINANCE	MOF	PRIOR YR	FY 2013-14	FY 2014-15	REQUESTED		FUTURE YEARS	TOTAL PROJ COST
					FY 2015-16	FY 2016-17		
REVENUE BONDS	E	0	0	0	200	3,000	0	3,200
<b>TOTAL COST</b>		0	0	0	200	3,000	0	3,200

A. TOTAL SCOPE OF PROJECT:

This project will provide for the full depth pavement reconstruction of Runway 17-35 at Molokai Airport including drainage improvements. Also included will be restriping and repair and/or replacement of signage and lighting for the runway.

B. IDENTIFICATION OF NEED AND EVALUATION OF EXISTING SOLUTION:

The current condition of Runway 17-35 indicates that the pavement has degraded sufficiently to show visible signs of pavement failure and the markings are faded to the point of failing the most recent Federal Aviation Administration (FAA) inspection. The drainage issues on runway 17-35 causes ponding on the runway during rain events that require the airport staff to close the runway until the rain stops and the ponding can be cleared.

C. ALTERNATIVES CONSIDERED AND IMPACT IF PROJECT IS DEFERRED:

The alternative that was considered to this project is the permanent closure of the runway. If the project is deferred or not completed, the impact to the airport would be the permanent closure of the runway required for operations during Kona wind conditions. Effectively, the airport could be closed during Kona winds.

D. DISCUSS WHAT IMPROVEMENTS WILL TAKE PLACE, WHEN PROJECT COMPLETED (INCLUDING BENEFITS TO BE DERIVED AND/OR DEFICIENCIES THIS PROJECT INTENDS TO CORRECT):

This project will provide the airport with a refurbished runway for Kona wind condition operations that meets FAA requirements. This project should not require any additional staffing as the staff has been maintaining the existing runway for years. A major benefit of this project is that the island of Molokai will continue to serve the public even during Kona wind conditions while meeting the FAA requirements for a Part 139 certified airport.

E. IMPACT UPON FUTURE OPERATING REQUIREMENTS (SHOW INITIAL AND ONGOING FUNDING REQUIREMENTS BY COST ELEMENT, INCLUDING POSITION COUNT, MEANS OF FINANCING, FISCAL YEAR):

This project should not have any impacts on future operating requirements as the current maintenance staff has been maintaining the existing runway for years. The improvements will allow the staff to reduce the amount of time spent maintaining the runway because they will no longer need to manually clear ponding water from the runway after every rain event.

F. ADDITIONAL INFORMATION:

None.



SENATE DISTRICT	PRIORITY NUMBER	ISLAND	REP DISTRICT	PROJECT SCOPE	ITEM NUMBER	EXPENDING AGENCY
01	4	3 - HAWAII	002	N - NEW PROJECT		TRN

**PROJECT TITLE:**  
 HILO INTERNATIONAL AIRPORT, AIRFIELD IMPROVEMENTS, HAWAII

**PROJECT DESCRIPTION:**  
 CONSTRUCTION FOR AIRFIELD IMPROVEMENTS AND OTHER RELATED IMPROVEMENTS. THIS PROJECT IS DEEMED NECESSARY TO QUALIFY FOR FEDERAL AID FINANCING AND/OR REIMBURSEMENT.

**TOTAL ESTIMATED PROJECT COST (\$1,000'S):**

PRIOR APPROPRIATIONS:

SLH	YR	ACT	ITEM	TOTALS	PLANS	LAND ACQUISITION	DESIGN	CONSTRUCTION	EQUIPMENT
				0	0	0	0	0	0

**APPROPRIATIONS:**

PART I: BY ELEMENTS	MOF	PRIOR YR	FY 2013-14	FY 2014-15	REQUESTED		FUTURE YEARS	TOTAL PROJ COST
					FY 2015-16	FY 2016-17		
PLANS	*	0	0	0	0	0	0	0
LAND ACQUISITION	*	0	0	0	0	0	0	0
DESIGN	*	0	0	0	0	0	0	0
CONSTRUCTION	*	0	0	0	3,500	0	0	3,500
EQUIPMENT	*	0	0	0	0	0	0	0
<b>TOTAL COST</b>		0	0	0	3,500	0	0	3,500

PART II: BY MEANS OF FINANCE	MOF	PRIOR YR	FY 2013-14	FY 2014-15	REQUESTED		FUTURE YEARS	TOTAL PROJ COST
					FY 2015-16	FY 2016-17		
REVENUE BONDS	E	0	0	0	350	0	0	350
FEDERAL FUNDS	N	0	0	0	3,150	0	0	3,150
<b>TOTAL COST</b>		0	0	0	3,500	0	0	3,500

**A. TOTAL SCOPE OF PROJECT:**

This project will address safety issues at the airfield including ponding issues and soil erosion.

**B. IDENTIFICATION OF NEED AND EVALUATION OF EXISTING SOLUTION:**

Because of the high amount of rain fall at the airport, problems of ponding on the runway and taxiways are prevalent, causing concerns for aircraft safety.

**C. ALTERNATIVES CONSIDERED AND IMPACT IF PROJECT IS DEFERRED:**

None. This is a safety issue that must be addressed.

**D. DISCUSS WHAT IMPROVEMENTS WILL TAKE PLACE, WHEN PROJECT COMPLETED (INCLUDING BENEFITS TO BE DERIVED AND/OR DEFICIENCIES THIS PROJECT INTENDS TO CORRECT):**

Upon completion, the Department of Transportation, Airports Division (DOT-A) will have a fully functional airfield that properly drains rain water runoff from runways and taxiways and allows for safe and efficient transportation of aircraft.

**E. IMPACT UPON FUTURE OPERATING REQUIREMENTS (SHOW INITIAL AND ONGOING FUNDING REQUIREMENTS BY COST ELEMENT, INCLUDING POSITION COUNT, MEANS OF FINANCING, FISCAL YEAR):**

None.

**F. ADDITIONAL INFORMATION:**

Source of federal funds is the Federal Aviation Administration, Airport Improvement Program. The Department of Transportation, Airports Division anticipates that a federal grant will be received in August 2016. Funding capacity will be based on low bid amount and total program funding availability.

SENATE DISTRICT	PRIORITY NUMBER	ISLAND	REP DISTRICT	PROJECT SCOPE	ITEM NUMBER	EXPENDING AGENCY
04	5	3 - HAWAII	006	N - NEW PROJECT		TRN

**PROJECT TITLE:**

KONA INTERNATIONAL AIRPORT AT KEAHOE, REGIONAL ARFF TRAINING FACILITY, HAWAII

**PROJECT DESCRIPTION:**

DESIGN AND CONSTRUCTION FOR A NEW AIRCRAFT RESCUE AND FIRE FIGHTING (ARFF) REGIONAL TRAINING FACILITY TO INCLUDE ITEMS NECESSARY FOR CURRENT AVIATION AND EMERGENCY RESPONDER NEEDS. THIS PROJECT IS DEEMED NECESSARY TO QUALIFY FOR FEDERAL AID FINANCING AND/OR REIMBURSEMENT.

**TOTAL ESTIMATED PROJECT COST (\$1,000'S):**

**PRIOR APPROPRIATIONS:**

SLH YR ACT	ITEM	TOTALS	PLANS	LAND ACQUISITION	DESIGN	CONSTRUCTION	EQUIPMENT
TOTAL		0	0	0	0	0	0

**APPROPRIATIONS:**

PART I: BY ELEMENTS	MOF	PRIOR YR	FY 2013-14	FY 2014-15	REQUESTED		FUTURE YEARS	TOTAL PROJ COST
					FY 2015-16	FY 2016-17		
PLANS	*	0	0	0	0	0	0	0
LAND ACQUISITION	*	0	0	0	0	0	0	0
DESIGN	*	0	0	0	5,000	0	0	5,000
CONSTRUCTION	*	0	0	0	0	56,000	0	56,000
EQUIPMENT	*	0	0	0	0	0	0	0
<b>TOTAL COST</b>		0	0	0	5,000	56,000	0	61,000

PART II: BY MEANS OF FINANCE	MOF	PRIOR YR	FY 2013-14	FY 2014-15	REQUESTED		FUTURE YEARS	TOTAL PROJ COST
					FY 2015-16	FY 2016-17		
REVENUE BONDS	E	0	0	0	5,000	36,000	0	41,000
FEDERAL FUNDS	N	0	0	0	0	20,000	0	20,000
<b>TOTAL COST</b>		0	0	0	5,000	56,000	0	61,000

**A. TOTAL SCOPE OF PROJECT:**

This project will provide for the design and construction for an Aircraft Rescue and Fire Fighting (ARFF) Regional Training Facility at Kona International Airport at Keahole (KOA). The KOA site selection for the ARFF Regional Training Facility was previously determined in the planning phase of this project. The new ARFF Regional Training Facility will include Federal Aviation Administration (FAA) eligible components such as the fuel spill burner trainer with Specialized Aircraft Firefighting Trainer (SAFT), ARFF vehicles, structural burn trainer, confined space trainer, and a variety of fire fighting equipment. Other facilities would include, but is not limited to: classrooms administrative offices, conference and meeting rooms, dormitories, simulators, dog kennels, high-speed/wet track driver training track, shooting range, and urban search and rescue facilities. The estimated size of the facility is 80 acres.

**B. IDENTIFICATION OF NEED AND EVALUATION OF EXISTING SOLUTION:**

There are environmental compliance issues resulting in temporary closure of neighbor island burn pits. There is a need for classroom space to periodically conduct a variety of Incident Command System (ICS) classes, Mass Fatalities Workshops, need for live fire training, etc. for firefighters on all islands. The Job Task Analysis (JTA) and the Business Plan completed in the planning phase of this project, justified and validated the need for the ARFF Regional Training Facility. Constructing a ARFF Regional Training Facility will allow ARFF personnel from all islands to participate in comprehensive training on a rotating basis (coverage of the ARFF must continue 24-7 while training in KOA) without having to travel out-of-state. The State of Hawaii has over 13,000 emergency service participants. These numbers indicate the need for a well coordinated regional training facility. As budgets continue to decrease, the need to collaborate with mutual aid partners becomes a necessity to ensure the affordability of training and availability of training venues.

**C. ALTERNATIVES CONSIDERED AND IMPACT IF PROJECT IS DEFERRED:**

Currently, Airports Division does not have a training facility to keep our fire fighters properly trained and certified for their assigned duties. If the Department of Transportation, Airports Division (DOT-A) does not provide for a regional training facility, ARFF personnel will not be certified compliant with FAA and may have to travel out-of-state for training. The Kona International Airport at Keahole burn pit is currently being renovated.

**D. DISCUSS WHAT IMPROVEMENTS WILL TAKE PLACE, WHEN PROJECT COMPLETED (INCLUDING BENEFITS TO BE DERIVED AND/OR DEFICIENCIES THIS PROJECT INTENDS TO CORRECT):**

This project will provide for the design and construction for a future ARFF regional training facility for in-state training of ARFF personnel. The proposed facility will improve formal coordination among the County, State and Federal emergency response agencies and provide opportunities for joint response and education. It will be more cost effective for agencies to share one training facility then for each agency/organization to maintain and operate their own facility. It would be possible to standardize training, meeting national certification criteria for fire related courses at the new facility. The non-airport users of this facility will provide revenue potential.

**E. IMPACT UPON FUTURE OPERATING REQUIREMENTS (SHOW INITIAL AND ONGOING FUNDING REQUIREMENTS BY COST ELEMENT, INCLUDING POSITION COUNT, MEANS OF FINANCING, FISCAL YEAR):**

Some increase in operational costs is anticipated if the training facility is constructed. The costs of operating this facility will be offset by the potential revenue from other users and grants. Other users may include the Hawaii National Guard, and Maui and Hawaii County first responders.

**F. ADDITIONAL INFORMATION:**

Source of federal funds is the Federal Aviation Administration, Airport Improvement Program. The Department of Transportation, Airports Division anticipates that a federal grant will be received in August 2017. Funding capacity will be based on low bid amount and total program funding availability.

**CAPITAL PROJECT INFORMATION AND JUSTIFICATION SHEET**

**SCOPE CODES**

N - NEW  
 I - RENOVATION  
 A - ADDITION  
 R - REPLACEMENT  
 O - ONGOING

EXPENDING AGENCY:		
USER PROGRAM ID	CAPITAL PROJECT	
DEPT	NUMBER	NUMBER
TRN	161	E10B

ISLAND
KAUAI

SEN DIST
8

REP DIST
15

PRIORITY NO.
6

PREV PRIO NO.

PROJ. SCOPE

DATE
9/23/2014

**PROJECT TITLE:** LIHUE AIRPORT,  
 AIRFIELD IMPROVEMENTS, KAUAI

**PROJECT DESCRIPTION:** DESIGN AND CONSTRUCTION FOR AIRFIELD IMPROVEMENTS AND OTHER RELATED IMPROVEMENTS.  
 THIS PROJECT IS DEEMED NECESSARY TO QUALIFY FOR FEDERAL AID FINANCING AND/OR REIMBURSEMENT.

**TOTAL ESTIMATED PROJECT COST (In Thousands of Dollars)**

COST ELEMENT	PRIOR APPROPRIATIONS (Including MOF)						APPROPRIATIONS (including MOF)			TOTAL PROJECT COST
	ACT YR ITEM 164 11 C-22	ACT YR ITEM 106 12 C-22	ACT YR ITEM	ACT YR ITEM	ACT YR ITEM	ACT YR ITEM	FY 2016	FY 2017	FUTURE YEARS	
PLANS										
LAND										
DESIGN	2,400	10								2,410
CONSTRUCT		21,590					20,000			41,590
EQUIPMENT										
<b>TOTALS</b>	<b>2,400</b>	<b>21,600</b>					<b>20,000</b>			<b>44,000</b>
	2,400 E	1,080 E					5,465 E			8,945 E
		20,520 N					14,535 N			35,055 N

**PROJECT INFORMATION AND JUSTIFICATION (use back if necessary):**

**a. Total Scope of Project.**

This project will provide for the design and construction of airfield improvements at Lihue Airport including Runway 3-21 paving, striping, and threshold reconfiguration; airfield lighting relocation; Taxiway B repaving and other related improvements. The Federal Aviation Administration (FAA) anticipates discretionary grant funds will be available for the Department of Transportation, Airports Division (DOT-A) to assist in financing this project. At Lihue Airport, the FAA can provide up to 95% of eligible costs. This request will provide additional funding for the higher anticipated construction costs.

**b. Identification of Need and Evaluation of Existing Situation.**

The recent FAA inspection report cited numerous areas of improvements needed in the airfield. The funds are needed for the improvements to keep the airport certification current and not affect airport operations.

**c. Alternatives Considered and Impact if Project is Deferred.**

If this project is deferred, the necessary work will have to be deferred and spread out over several years to minimize the impact of the high cost of the numerous projects. If the state matching funds are made available, then the federal funds can be utilized to provide the bulk of the funding.

**d. Discuss What Improvements Will Take Place When Project Completed (including benefits to be derived and/or deficiencies this project intends to correct).**

Airfield improvements to be constructed include Runway 3-21 paving, striping, and threshold reconfiguration; airfield lighting relocation; Taxiway B repaving and other related improvements.

**e. Impact Upon Future Operating Requirements (show initial and ongoing funding requirements by cost element, including position count, means of financing, fiscal year).**

None.

**f. Additional Information:**

None.

TABLE R (5/97)

**CAPITAL PROJECT INFORMATION AND JUSTIFICATION SHEET**

**SCOPE CODES**

EXPENDING AGENCY:		
USER PROGRAM ID	CAPITAL PROJECT NUMBER	
DEPT	NUMBER	NUMBER
TRN	195	F05I

ISLAND STATEWIDE

SEN DIST 00

REP DIST 00

PRIORITY NO. 7

PREV PRIO NO.

PROJ. SCOPE

N - NEW  
 1 - RENOVATION  
 A - ADDITION  
 R - REPLACEMENT  
 O - ONGOING

DATE 9/23/2014

PROJECT TITLE: AIRPORT IMPROVEMENTS, STATEWIDE

PROJECT DESCRIPTION: DESIGN AND CONSTRUCTION FOR AIRFIELD IMPROVEMENTS AT STATEWIDE AIRPORTS.  
 THIS PROJECT IS DEEMED NECESSARY TO QUALIFY FOR FEDERAL AID FINANCING AND/OR REIMBURSEMENT.

**TOTAL ESTIMATED PROJECT COST (In Thousands of Dollars)**

COST ELEMENT	PRIOR APPROPRIATIONS (Including MOF)						APPROPRIATIONS (including MOF)			TOTAL PROJECT
	ACT YR ITEM 162 09 C-46	ACT YR ITEM 164 11 C-26	ACT YR ITEM 106 12 C-26	ACT YR ITEM	ACT YR ITEM	ACT YR ITEM	FY 2016	FY 2017	FUTURE	
PLANS										
LAND										
DESIGN		1,000	1,000				1,000	1,000		4,000
CONSTRUCT	85,100	11,000	11,000				11,000	11,000		129,100
EQUIPMENT										
<b>TOTALS</b>	<b>85,100</b>	<b>12,000</b>	<b>12,000</b>				<b>12,000</b>	<b>12,000</b>		<b>133,100</b>
	100 B	4,500 B	4,500 B				4,500 B	4,500 B		18,100 B
		7,500 N	7,500 N				7,500 N	7,500 N		30,000 N
	85,000 X									85,000 X

**PROJECT INFORMATION AND JUSTIFICATION (use back if necessary):**

**a. Total Scope of Project**

This project will provide for the design and construction of airfield improvements at statewide airports including: taxiway, runway and apron pavement, marking, lighting, signage, perimeter fence, drainage, runway and taxiway safety areas, and a blastpad (runup pad). The federal funds for this project will be funded from the Federal Aviation Administration (FAA) Airport Improvement Program (AIP). At Honolulu International and Kahului Airports, the AIP funds up to 75% of eligible costs. At the other 13 state airports, the AIP funds up to 90% of eligible costs.

**b. Identification of Need and Evaluation of Existing Situation**

The FAA conducts annual inspections of the airfield to ensure that the airport sponsor Department of Transportation, Airports Division (DOT-A) is compliant with Part 139 Airport Certification airfield regulations. Within the past two years, the FAA has made airfield compliance one of their top priorities and has increased their efforts in inspections and tracking corrections. The DOT-A has been verbally warned that airports that do not meet the regulations may become ineligible for future federal funding. This request provides a means of initiating projects that immediately become a priority in order to retain federal eligibility.

**c. Alternatives Considered and Impact if Project is Deferred**

If this project is deferred, corrections to new findings of non-compliance will have to wait one to two years to be funded which often is not acceptable to the FAA.

**d. Discuss What Improvements Will Take Place When Project Completed (including benefits to be derived and/or deficiencies this project intends to correct).**

The projects will construct improvements that will correct non-compliant issues that the FAA is tracking. This will bring the statewide airports into compliance, creating standard conditions for pilots using the airports, making the airport safer, overall.

**e. Impact Upon Future Operating Requirements (show initial and ongoing funding requirements by cost element, including position count, means of financing, fiscal year).**

None.

**f. Additional Information:**

The FAA annually inspects the airfields at all airports and the DOT-A must have the financial means to correct any noncompliance issues in a timely manner or risk civil penalties. Should the FAA write up the same deficiency two years in a row, the DOT-A is subject to civil penalties.

SENATE DISTRICT	PRIORITY NUMBER	ISLAND	REP DISTRICT	PROJECT SCOPE	ITEM NUMBER	EXPENDING AGENCY
15	8	1 - OAHU	030	N - NEW PROJECT		TRN

**PROJECT TITLE:**  
 HONOLULU INTERNATIONAL AIRPORT, AIRCRAFT APRON RECONSTRUCTION, OAHU

**PROJECT DESCRIPTION:**  
 DESIGN AND CONSTRUCTION FOR THE RECONSTRUCTION OF AIRCRAFT APRONS.

**TOTAL ESTIMATED PROJECT COST (\$1,000'S):**

PRIOR APPROPRIATIONS:

SLH YR ACT	ITEM	TOTALS	PLANS	LAND ACQUISITION	DESIGN	CONSTRUCTION	EQUIPMENT
TOTAL		0	0	0	0	0	0

APPROPRIATIONS:

PART I: BY ELEMENTS	MOF	PRIOR YR	FY 2013-14	FY 2014-15	REQUESTED		FUTURE YEARS	TOTAL PROJ COST
					FY 2015-16	FY 2016-17		
PLANS	*	0	0	0	0	0	0	0
LAND ACQUISITION	*	0	0	0	0	0	0	0
DESIGN	*	0	0	0	2,300	0	0	2,300
CONSTRUCTION	*	0	0	0	0	24,000	0	24,000
EQUIPMENT	*	0	0	0	0	0	0	0
<b>TOTAL COST</b>		0	0	0	2,300	24,000	0	26,300

PART II: BY MEANS OF FINANCE	MOF	PRIOR YR	FY 2013-14	FY 2014-15	REQUESTED		FUTURE YEARS	TOTAL PROJ COST
					FY 2015-16	FY 2016-17		
REVENUE BONDS	E	0	0	0	2,300	24,000	0	26,300
<b>TOTAL COST</b>		0	0	0	2,300	24,000	0	26,300

**A. TOTAL SCOPE OF PROJECT:**

This project will provide for the removal of the existing concrete aircraft aprons and replacement with new aircraft aprons at frontal gates 12 -13, frontal gates 24-25 and Ewa Concourse gates 26 through 34 at Honolulu International Airport (HNL). This project will also provide for the reconstruction of new stronger aircraft aprons at Ewa Concourse gates 26 through 34.

**B. IDENTIFICATION OF NEED AND EVALUATION OF EXISTING SOLUTION:**

The existing aprons are over 40 years old and portions of the apron are failing. There are cracks and pieces of concrete have broken off and have become hazardous to aircraft and other equipment. The front gates are primarily used for foreign arrival/departure aircraft due to the proximity to the federal Customs and Border Protection (CBP) area at the International Arrivals Building (IAB). The gates provide the aircraft with easy and quick access due to the straight in approach and minimal maneuvering required. The only other foreign arrivals/departure gates are located at the Ewa Concourse and use of those gates requires added security personnel in ensure domestic and foreign passengers are separate.

**C. ALTERNATIVES CONSIDERED AND IMPACT IF PROJECT IS DEFERRED:**

If this project is deferred, the maintenance costs will continue to increase and the gates may need to be closed for safety.

**D. DISCUSS WHAT IMPROVEMENTS WILL TAKE PLACE, WHEN PROJECT COMPLETED (INCLUDING BENEFITS TO BE DERIVED AND/OR DEFICIENCIES THIS PROJECT INTENDS TO CORRECT):**

Upon completion, the HNL will have fully functional aircraft aprons, free of concrete defects/failures and will not require extensive repairs to address cracks or other structural failures from operating large Group VI aircraft.

**E. IMPACT UPON FUTURE OPERATING REQUIREMENTS (SHOW INITIAL AND ONGOING FUNDING REQUIREMENTS BY COST ELEMENT, INCLUDING POSITION COUNT, MEANS OF FINANCING, FISCAL YEAR):**

Maintenance costs of the frontal and Ewa aircraft aprons will be reduced.

**F. ADDITIONAL INFORMATION:**

None.



SENATE DISTRICT	PRIORITY NUMBER	ISLAND	REP DISTRICT	PROJECT SCOPE	ITEM NUMBER	EXPENDING AGENCY
15	9	1 - OAHU	030	N - NEW PROJECT		TRN

**PROJECT TITLE:**  
 HONOLULU INTERNATIONAL AIRPORT, RE-ROOF TERMINAL, OAHU

**PROJECT DESCRIPTION:**  
 CONSTRUCTION FOR THE RE-ROOFING OF THE EWA AND DIAMOND HEAD CONCOURSES AND OTHER RELATED IMPROVEMENTS.

**TOTAL ESTIMATED PROJECT COST (\$1,000'S):**

PRIOR APPROPRIATIONS:

SLH YR ACT	ITEM	TOTALS	PLANS	LAND ACQUISITION	DESIGN	CONSTRUCTION	EQUIPMENT
		0	0	0	0	0	0

APPROPRIATIONS:

PART I: BY ELEMENTS	MOF	PRIOR YR	FY 2013-14	FY 2014-15	REQUESTED		FUTURE YEARS	TOTAL PROJ COST
					FY 2015-16	FY 2016-17		
PLANS	*	0	0	0	0	0	0	0
LAND ACQUISITION	*	0	0	0	0	0	0	0
DESIGN	*	0	0	0	0	0	0	0
CONSTRUCTION	*	0	0	0	12,000	0	0	12,000
EQUIPMENT	*	0	0	0	0	0	0	0
<b>TOTAL COST</b>		0	0	0	12,000	0	0	12,000

PART II: BY MEANS OF FINANCE	MOF	PRIOR YR	FY 2013-14	FY 2014-15	REQUESTED		FUTURE YEARS	TOTAL PROJ COST
					FY 2015-16	FY 2016-17		
REVENUE BONDS	E	0	0	0	12,000	0	0	12,000
<b>TOTAL COST</b>		0	0	0	12,000	0	0	12,000

**A. TOTAL SCOPE OF PROJECT:**

This project will provide for the demolition of the existing roof and replacement with a new roof at the Ewa and Diamond Head (DH) Concourses at Honolulu International Airport (HNL).

**B. IDENTIFICATION OF NEED AND EVALUATION OF EXISTING SOLUTION:**

The existing roofs at the Ewa and DH Concourses are the original roof system from the original construction of the terminal. There have been numerous repairs over the years resulting in a patchwork of various different layers of various materials. The roofing systems are dilapidated and damaged in many areas, therefore total replacement is needed instead of repairs. Various areas of the existing roof are leaking, causing building damage, safety concerns and poor visitor image issues. Construction will be performed in phases to minimize the impact upon operations. Factors for roofing improvements include but are not limited to health and safety, structural damage, building damage, and visible building leaks.

**C. ALTERNATIVES CONSIDERED AND IMPACT IF PROJECT IS DEFERRED:**

With some of the leaks occurring in open public circulation areas, airport personnel have placed buckets and rubbish cans to catch the dripping water during heavy rains. These buckets and rubbish cans help provide some means of containing the water, yet many times water continues to end up on the flooring. With some floors being relatively smooth, public safety with respect to slipping and falling are major concerns. While airport personnel have been putting out warning signs, it is no guarantee against someone getting hurt and potential litigations that may ensue due to injury.

**D. DISCUSS WHAT IMPROVEMENTS WILL TAKE PLACE, WHEN PROJECT COMPLETED (INCLUDING BENEFITS TO BE DERIVED AND/OR DEFICIENCIES THIS PROJECT INTENDS TO CORRECT):**

The replacement roofs will allow the terminal to be structurally sound and water tight. Unsightly water stains will be eliminated, water receptacles (buckets) will not obstruct walkways, water will not pond on flooring due to rain. Water and termite damage will be repaired. The terminal will once again be aesthetically pleasing and passengers will have a better and more memorable impression of Oahu.

**E. IMPACT UPON FUTURE OPERATING REQUIREMENTS (SHOW INITIAL AND ONGOING FUNDING REQUIREMENTS BY COST ELEMENT, INCLUDING POSITION COUNT, MEANS OF FINANCING, FISCAL YEAR):**

No significant increases anticipated.

**F. ADDITIONAL INFORMATION:**

None.

SENATE DISTRICT	PRIORITY NUMBER	ISLAND	REP DISTRICT	PROJECT SCOPE	ITEM NUMBER	EXPENDING AGENCY
15	10	1 - OAHU	030	O - OTHER		TRN

**PROJECT TITLE:**

HONOLULU INTERNATIONAL AIRPORT, PEDESTRIAN BRIDGE REPLACEMENT AND/OR REHABILITATION,OAHU

**PROJECT DESCRIPTION:**

CONSTRUCTION FOR THE REPLACEMENT AND/OR REHABILITATION OF THE PEDESTRIAN BRIDGES BETWEEN THE OVERSEAS TERMINAL AND THE OVERSEAS TERMINAL PARKING STRUCTURE AND OTHER RELATED IMPROVEMENTS.

**TOTAL ESTIMATED PROJECT COST (\$1,000'S):**

**PRIOR APPROPRIATIONS:**

SLH YR	ACT	ITEM	TOTALS	PLANS	LAND ACQUISITION	DESIGN	CONSTRUCTION	EQUIPMENT
14	122	C-14.02	12,000	0	0	0	12,000	0
TOTAL			12,000	0	0	0	12,000	0

**APPROPRIATIONS:**

PART I: BY ELEMENTS	MOF	PRIOR YR	FY 2013-14	FY 2014-15	REQUESTED		FUTURE YEARS	TOTAL PROJ COST
					FY 2015-16	FY 2016-17		
PLANS	*	0	0	0	0	0	0	0
LAND ACQUISITION	*	0	0	0	0	0	0	0
DESIGN	*	0	0	0	0	0	0	0
CONSTRUCTION	*	0	0	12,000	3,000	0	0	15,000
EQUIPMENT	*	0	0	0	0	0	0	0
TOTAL COST			0	0	12,000	3,000	0	15,000

PART II: BY MEANS OF FINANCE	MOF	PRIOR YR	FY 2013-14	FY 2014-15	REQUESTED		FUTURE YEARS	TOTAL PROJ COST
					FY 2015-16	FY 2016-17		
REVENUE BONDS	E	0	0	12,000	3,000	0	0	15,000
TOTAL COST			0	0	12,000	3,000	0	15,000

A. TOTAL SCOPE OF PROJECT:

The scope of work involves the following improvements to the three pedestrian bridge crossings between the Overseas Terminal and the Overseas Terminal Parking Structure: 1) repair and replace (as necessary) the structural metal beams supporting the pedestrian bridges; 2) remove and replace the standing seam metal roof above the pedestrian bridges; 3) clear and repair the gutter and drain lines supporting the pedestrian bridges; 4) abate the lead containing paint applied to the supporting structural members as necessary to facilitate the repairs and new work; 5) apply all necessary corrosion inhibitors to the supporting structural members to ensure the durability of the repairs; and 6) appropriately shore the bridge during the necessary work while ensuring pedestrian/vehicular safety below. This request will provide for anticipated higher construction costs.

B. IDENTIFICATION OF NEED AND EVALUATION OF EXISTING SOLUTION:

The three pedestrian bridges between the Overseas Terminal and the Overseas Terminal Parking Structure are all exhibiting varying degrees of corrosion. Of particular concern is the condition of the western-most bridge, where the corrosion (as observed from the exterior), was rated as "significant" in the Structural Inspection Report, prepared by Mitsunaga & Associates, Inc., dated July 2, 2013. If no action is taken, the bridge structural frame will continue to corrode, possibly resulting in catastrophic failure.

C. ALTERNATIVES CONSIDERED AND IMPACT IF PROJECT IS DEFERRED:

Alternatives to the suggested solution includes the closure and/or demolition of the pedestrian bridge(s). The closure however, will diminish the level of service offered to the users and patrons of the airport. The convenience and safety benefits of having "unimpeded" access between the Overseas Terminal and the Overseas Terminal Parking Structure will be lost (the primary access between the Overseas Terminal and the Overseas Terminal Parking Structure will be provided through a series a crosswalks traversing the at-grade roadways).

D. DISCUSS WHAT IMPROVEMENTS WILL TAKE PLACE, WHEN PROJECT COMPLETED (INCLUDING BENEFITS TO BE DERIVED AND/OR DEFICIENCIES THIS PROJECT INTENDS TO CORRECT):

The imminent safety hazard of utilizing a metal bridge that exhibits clear signs of "significant" corrosion will be addressed.

E. IMPACT UPON FUTURE OPERATING REQUIREMENTS (SHOW INITIAL AND ONGOING FUNDING REQUIREMENTS BY COST ELEMENT, INCLUDING POSITION COUNT, MEANS OF FINANCING, FISCAL YEAR):

None.

F. ADDITIONAL INFORMATION:

The pedestrian bridges will be closed during construction, but will be closed one at a time as construction progresses. For example, when the western bridge is under construction, the central and eastern bridge will remain open for use. Pedestrians will also have the option of getting to/from the Overseas Terminal at the ground level (cross the "Arrivals" roadway at the mid-block signalized intersections). The operation of half of the Overseas Terminal parking garage by the rental car companies is expected to have no impact for the need to repair the bridges. Rental car customers are expected to utilize the eastern and central bridges, and public parking users are expected to utilize the central and western bridges. Employees parking at the entire 5th level of the structure will continue to use all 3 bridges.

**CAPITAL PROJECT INFORMATION AND JUSTIFICATION SHEET**

**SCOPE CODES**

N - NEW  
 I - RENOVATION  
 A - ADDITION  
 R - REPLACEMENT  
 O - ONGOING

EXPENDING AGENCY:		
USER PROGRAM ID	CAPITAL PROJECT	
DEPT	NUMBER	NUMBER
TRN	102	A23M

ISLAND
OAHU

SEN DIST
15

REP DIST
30

PRIORITY NO.
11

PREV PRIO NO.

PROJ. SCOPE

DATE
9/12/2014

PROJECT TITLE: HONOLULU INTERNATIONAL AIRPORT.  
 WATERLINE REPLACEMENT, OAHU

PROJECT DESCRIPTION: DESIGN FOR THE UPGRADE OR REPLACEMENT OF EXISTING WATERLINES.

**TOTAL ESTIMATED PROJECT COST (In Thousands of Dollars)**

COST ELEMENT	PRIOR APPROPRIATIONS (Including MOF)						APPROPRIATIONS (including MOF)			TOTAL PROJECT COST
	ACT YR ITEM	ACT YR ITEM	ACT YR ITEM	ACT YR ITEM	ACT YR ITEM	ACT YR ITEM	FY 2016	FY 2017	FUTURE YEARS	
PLANS										
LAND										
DESIGN							1,000			1,000
CONSTRUCT										
EQUIPMENT										
<b>TOTALS</b>							1,000			1,000
							1,000 E			1,000 E

**PROJECT INFORMATION AND JUSTIFICATION (use back if necessary):**

**a. Total Scope of Project.**

This project consists of the upgrade and/or replacement of miscellaneous sizes of watermains throughout the Honolulu International Airport (HNL). This request will fund the design for the replacement of a 16" waterline.

**b. Identification of Need and Evaluation of Existing Situation.**

The HNL water system has a vast amount of cast iron watermains which are very old. Some existing 12" lines are estimated to be approximately 75 years old. The upgrading or replacement of these lines are necessary because existing piping have reached their useful service life. HNL Maintenance has had to perform emergency repairs at various locations throughout the airport with more frequency and are becoming more difficult for in-house staff, or contractors, to address quickly. These disruption in water service is both inconvenient and a health and safety issue.

**c. Alternatives Considered and Impact if Project is Deferred.**

There are no practical alternatives for consideration. If this project is deferred, various areas covered by the HNL water system loop will continue to fail at any given moment, thereby compromising the State's ability to maintain an effective water service with minimal interruption. Additionally, existing line sizes may not be able to handle future construction projects that will mean increased water consumption, or not be able to meet current fire codes.

**d. Discuss What Improvements Will Take Place When Project Completed (including benefits to be derived and/or deficiencies this project intends to correct).**

Upgrades in the form of lining existing pipes with special materials or replacing the existing pipes will benefit the State in that it will assure a stable and low maintenance utility. Additionally, with increased capacity or flow, new facility construction and growth can be accommodated. And eventually be a potential for revenue generation.

**e. Impact Upon Future Operating Requirements (show initial and ongoing funding requirements by cost element, including position count, means of financing, fiscal year).**

In general, the HNL water system is currently maintained under a service contract. Any new waterline work should not result in increasing our expenses in the service contract. The budget may be temporarily adjusted down for future costs as less emergency repairs will be anticipated.

**f. Additional Information:**

None.

SENATE DISTRICT	PRIORITY NUMBER	ISLAND	REP DISTRICT	PROJECT SCOPE	ITEM NUMBER	EXPENDING AGENCY
15	12	1 - OAHU	030	N - NEW PROJECT		TRN

**PROJECT TITLE:**

HONOLULU INTERNATIONAL AIRPORT, INTERNATIONAL ARRIVALS BUILDING ROOF IMPROVEMENTS, OAHU

**PROJECT DESCRIPTION:**

DESIGN FOR INTERNATIONAL ARRIVALS BUILDING ROOF IMPROVEMENTS.

**TOTAL ESTIMATED PROJECT COST (\$1,000'S):**

PRIOR APPROPRIATIONS:

SLH YR	ACT	ITEM	TOTALS	PLANS	LAND ACQUISITION	DESIGN	CONSTRUCTION	EQUIPMENT
			0	0	0	0	0	0

APPROPRIATIONS:

PART I: BY ELEMENTS	MOF	PRIOR YR	FY 2013-14	FY 2014-15	REQUESTED		FUTURE YEARS	TOTAL PROJ COST
					FY 2015-16	FY 2016-17		
PLANS	*	0	0	0	0	0	0	0
LAND ACQUISITION	*	0	0	0	0	0	0	0
DESIGN	*	0	0	0	2,000	0	0	2,000
CONSTRUCTION	*	0	0	0	0	0	0	0
EQUIPMENT	*	0	0	0	0	0	0	0
<b>TOTAL COST</b>		0	0	0	2,000	0	0	2,000

PART II: BY MEANS OF FINANCE	MOF	PRIOR YR	FY 2013-14	FY 2014-15	REQUESTED		FUTURE YEARS	TOTAL PROJ COST
					FY 2015-16	FY 2016-17		
REVENUE BONDS	E	0	0	0	2,000	0	0	2,000
<b>TOTAL COST</b>		0	0	0	2,000	0	0	2,000

A. TOTAL SCOPE OF PROJECT:

This project will provide for the design of improvements to the roofing structure of the International Arrivals Building (IAB) at Honolulu International Airport (HNL).

B. IDENTIFICATION OF NEED AND EVALUATION OF EXISTING SOLUTION:

The IAB ceiling has been damaged by water. The roof has been suspected of leaking onto the ceiling below. The asbestos containing material (ACM) in the ceiling will be replaced in another project.

C. ALTERNATIVES CONSIDERED AND IMPACT IF PROJECT IS DEFERRED:

If this project is deferred, the roof will continue to leak upon the ceiling in the IAB causing preventable damage. The negative image of the airport due to the ceiling appearance will not be addressed.

D. DISCUSS WHAT IMPROVEMENTS WILL TAKE PLACE, WHEN PROJECT COMPLETED (INCLUDING BENEFITS TO BE DERIVED AND/OR DEFICIENCIES THIS PROJECT INTENDS TO CORRECT):

When completed, the roof will provide a superior barrier to the elements and the ceiling will no longer be damaged by water. The damaged appearance of the ceiling will no longer create a negative image of the airport.

E. IMPACT UPON FUTURE OPERATING REQUIREMENTS (SHOW INITIAL AND ONGOING FUNDING REQUIREMENTS BY COST ELEMENT, INCLUDING POSITION COUNT, MEANS OF FINANCING, FISCAL YEAR):

None anticipated.

F. ADDITIONAL INFORMATION:

None.

SENATE DISTRICT	PRIORITY NUMBER	ISLAND	REP DISTRICT	PROJECT SCOPE	ITEM NUMBER	EXPENDING AGENCY
15	13	1 - OAHU	030	N - NEW PROJECT		TRN

**PROJECT TITLE:**  
 HONOLULU INTERNATIONAL AIRPORT, RE-ROOF T-HANGAR, OAHU

**PROJECT DESCRIPTION:**  
 DESIGN FOR THE REROOFING OF T-HANGARS.

**TOTAL ESTIMATED PROJECT COST (\$1,000'S):**

PRIOR APPROPRIATIONS:

SLH YR ACT	ITEM	TOTALS	PLANS	LAND ACQUISITION	DESIGN	CONSTRUCTION	EQUIPMENT
		0	0	0	0	0	0

APPROPRIATIONS:

PART I: BY ELEMENTS	MOF	PRIOR YR	FY 2013-14	FY 2014-15	REQUESTED		FUTURE YEARS	TOTAL PROJ COST
					FY 2015-16	FY 2016-17		
PLANS	*	0	0	0	0	0	0	0
LAND ACQUISITION	*	0	0	0	0	0	0	0
DESIGN	*	0	0	0	500	0	0	500
CONSTRUCTION	*	0	0	0	0	0	0	0
EQUIPMENT	*	0	0	0	0	0	0	0
<b>TOTAL COST</b>		0	0	0	500	0	0	500

PART II: BY MEANS OF FINANCE	MOF	PRIOR YR	FY 2013-14	FY 2014-15	REQUESTED		FUTURE YEARS	TOTAL PROJ COST
					FY 2015-16	FY 2016-17		
REVENUE BONDS	E	0	0	0	500	0	0	500
<b>TOTAL COST</b>		0	0	0	500	0	0	500



A. TOTAL SCOPE OF PROJECT:

This project will provide for the replacement or renovation of the existing T-hangar metal roofing at the Honolulu International Airport (HNL).

B. IDENTIFICATION OF NEED AND EVALUATION OF EXISTING SOLUTION:

The T-hangars house aircraft for general aviation (GA) use. The existing T-hangars are all metal construction and were built in the 1980's. The metal roofs are now deteriorated and in need of replacement or renovations.

C. ALTERNATIVES CONSIDERED AND IMPACT IF PROJECT IS DEFERRED:

The Department of Transportation, Airports Division (DOT-A) could continue providing temporary patch work repairs to each tenant space. However, this would not be proactive repair or efficient use of time, materials or funds.

D. DISCUSS WHAT IMPROVEMENTS WILL TAKE PLACE, WHEN PROJECT COMPLETED (INCLUDING BENEFITS TO BE DERIVED AND/OR DEFICIENCIES THIS PROJECT INTENDS TO CORRECT):

Upon completion, the DOTA will have a fully functional T-hangar for the general aviation(GA) use and maintenance will be drastically reduced.

E. IMPACT UPON FUTURE OPERATING REQUIREMENTS (SHOW INITIAL AND ONGOING FUNDING REQUIREMENTS BY COST ELEMENT, INCLUDING POSITION COUNT, MEANS OF FINANCING, FISCAL YEAR):

Replacement of the existing metal roofing with new modernized roofing will provide for greater reliability and maintenance costs will decrease, as maintenance requirements to repair the roof will decrease.

F. ADDITIONAL INFORMATION:

None.

SENATE DISTRICT	PRIORITY NUMBER	ISLAND	REP DISTRICT	PROJECT SCOPE	ITEM NUMBER	EXPENDING AGENCY
15	14	1 - OAHU	032	I - RENOVATION PROJECT		TRN

**PROJECT TITLE:**

HONOLULU INTERNATIONAL AIRPORT, ROADWAY IMPROVEMENTS, OAHU

**PROJECT DESCRIPTION:**

DESIGN AND CONSTRUCTION TO REPAVE AOOLELE STREET FROM LAGOON DRIVE TO NIMITZ HIGHWAY AND LAGOON DRIVE FROM AOOLELE STREET TO IOLANA STREET.

**TOTAL ESTIMATED PROJECT COST (\$1,000'S):**

**PRIOR APPROPRIATIONS:**

SLH YR	ACT	ITEM	TOTALS	PLANS	LAND ACQUISITION	DESIGN	CONSTRUCTION	EQUIPMENT
11	164	C-04	7,740	0	0	0	7,740	0
TOTAL			7,740	0	0	0	7,740	0

**APPROPRIATIONS:**

PART I: BY ELEMENTS	MOF	PRIOR YR	FY 2013-14	FY 2014-15	REQUESTED		FUTURE YEARS	TOTAL PROJ COST	
					FY 2015-16	FY 2016-17			
PLANS	*	0	0	0	0	0	0	0	
LAND ACQUISITION	*	0	0	0	0	0	0	0	
DESIGN	*	0	0	0	500	0	0	500	
CONSTRUCTION	*	7,740	0	0	0	7,740	0	15,480	
EQUIPMENT	*	0	0	0	0	0	0	0	
TOTAL COST			7,740	0	0	500	7,740	0	15,980

PART II: BY MEANS OF FINANCE	MOF	PRIOR YR	FY 2013-14	FY 2014-15	REQUESTED		FUTURE YEARS	TOTAL PROJ COST	
					FY 2015-16	FY 2016-17			
REVENUE BONDS	E	7,740	0	0	500	7,740	0	15,980	
TOTAL COST			7,740	0	0	500	7,740	0	15,980

A. TOTAL SCOPE OF PROJECT:

The project will repave Aolele Street from Lagoon Drive to Nimitz Highway and Lagoon Drive from Aolele Street to Iolana Street.

B. IDENTIFICATION OF NEED AND EVALUATION OF EXISTING SOLUTION:

These streets are owned and maintained by the DOT-A and the pavement is worn and full of potholes. These streets are heavily used by the industrial businesses in the area which contribute to the poor condition of the asphalt pavement. Since there are many businesses along these streets, there are also many pedestrians walking along these streets. Potholes are a safety concern for people walking along these streets.

C. ALTERNATIVES CONSIDERED AND IMPACT IF PROJECT IS DEFERRED:

The alternative is to leave the roads in the same condition. This alternative is not ideal since the airport will be liable for any damage to vehicles using these roadways.

D. DISCUSS WHAT IMPROVEMENTS WILL TAKE PLACE, WHEN PROJECT COMPLETED (INCLUDING BENEFITS TO BE DERIVED AND/OR DEFICIENCIES THIS PROJECT INTENDS TO CORRECT):

The roads will have a smooth riding surface which will decrease DOT-A liability for accidents and damage to vehicles and pedestrians.

E. IMPACT UPON FUTURE OPERATING REQUIREMENTS (SHOW INITIAL AND ONGOING FUNDING REQUIREMENTS BY COST ELEMENT, INCLUDING POSITION COUNT, MEANS OF FINANCING, FISCAL YEAR):

None.

F. ADDITIONAL INFORMATION:

None.

SENATE DISTRICT	PRIORITY NUMBER	ISLAND	REP DISTRICT	PROJECT SCOPE	ITEM NUMBER	EXPENDING AGENCY
05	15	3 - HAWAII	009	R - REPLACEMENT PROJECT		TRN

**PROJECT TITLE:**

KAHULUI AIRPORT, NEW SEWAGE LIFT/PUMP STATION, MAUI

**PROJECT DESCRIPTION:**

CONSTRUCTION FOR THE REMOVAL OF THE EXISTING SEWAGE LIFT STATION AND REPLACEMENT WITH A NEW SEWAGE LIFT/PUMP STATION.

**TOTAL ESTIMATED PROJECT COST (\$1,000'S):**

**PRIOR APPROPRIATIONS:**

SLH YR ACT	ITEM	TOTALS	PLANS	LAND ACQUISITION	DESIGN	CONSTRUCTION	EQUIPMENT
TOTAL		0	0	0	0	0	0

**APPROPRIATIONS:**

PART I: BY ELEMENTS	MOF	PRIOR YR	FY 2013-14	FY 2014-15	REQUESTED		FUTURE YEARS	TOTAL PROJ COST
					FY 2015-16	FY 2016-17		
PLANS	*	0	0	0	0	0	0	0
LAND ACQUISITION	*	0	0	0	0	0	0	0
DESIGN	*	0	0	0	0	0	0	0
CONSTRUCTION	*	0	0	0	3,300	0	0	3,300
EQUIPMENT	*	0	0	0	0	0	0	0
<b>TOTAL COST</b>		0	0	0	3,300	0	0	3,300

PART II: BY MEANS OF FINANCE	MOF	PRIOR YR	FY 2013-14	FY 2014-15	REQUESTED		FUTURE YEARS	TOTAL PROJ COST
					FY 2015-16	FY 2016-17		
REVENUE BONDS	E	0	0	0	3,300	0	0	3,300
<b>TOTAL COST</b>		0	0	0	3,300	0	0	3,300

A. TOTAL SCOPE OF PROJECT:

This project will provide for the demolition of the existing sewage lift station and installation of a new sewage lift station at an alternate location. The new location will be coordinated with the County of Maui, who has been providing routine maintenance over the past several years. Sewage lift/pump stations are used for pumping wastewater or sewage from a lower to higher elevation, particularly where the elevation of the source is not sufficient for gravity flow and/or when the use of gravity conveyance will result in excessive excavation and higher construction costs.

B. IDENTIFICATION OF NEED AND EVALUATION OF EXISTING SOLUTION:

The existing lift station is over 30 years old and the equipment is obsolete and can not be supported. The County of Maui has been maintaining the equipment for a number of years. The Department of Health (DOH) has also informed Department of Transportation, Airports Division (DOT-A) that ground water infiltration is occurring in the pump station through cracks in the concrete walls (the majority of the station is below ground) which raises possible sewage contamination into the surrounding area. The current site needs to be enclosed, inspected for contamination and a new sewage lift station built.

C. ALTERNATIVES CONSIDERED AND IMPACT IF PROJECT IS DEFERRED:

None. This project is critical to the continued operations of the Kahului Airport.

D. DISCUSS WHAT IMPROVEMENTS WILL TAKE PLACE, WHEN PROJECT COMPLETED (INCLUDING BENEFITS TO BE DERIVED AND/OR DEFICIENCIES THIS PROJECT INTENDS TO CORRECT):

Upon completion, the DOT-A will have a fully functional primary sewage lift station that will be in compliance with the County of Maui and the DOH.

E. IMPACT UPON FUTURE OPERATING REQUIREMENTS (SHOW INITIAL AND ONGOING FUNDING REQUIREMENTS BY COST ELEMENT, INCLUDING POSITION COUNT, MEANS OF FINANCING, FISCAL YEAR):

The DOT-A will maintain the new sewage lift/pump station. The estimated annual cost of operating and maintaining the facility is \$200,000.

F. ADDITIONAL INFORMATION:

None.

SENATE DISTRICT	PRIORITY NUMBER	ISLAND	REP DISTRICT	PROJECT SCOPE	ITEM NUMBER	EXPENDING AGENCY
00	16	0 - STATEWIDE	000	O - OTHER		TRN

PROJECT TITLE:

MISCELLANEOUS AIRPORT PROJECTS, STATEWIDE

PROJECT DESCRIPTION:

DESIGN AND CONSTRUCTION OF IMPROVEMENTS AT VARIOUS STATE AIRPORTS. IMPROVEMENTS FOR SAFETY AND CERTIFICATION REQUIREMENTS, OPERATIONAL EFFICIENCY, AND PROJECTS REQUIRED FOR AIRPORT RELATED DEVELOPMENT.

TOTAL ESTIMATED PROJECT COST (\$1,000'S):

PRIOR APPROPRIATIONS:

SLH		ITEM	TOTALS	PLANS	LAND ACQUISITION	DESIGN	CONSTRUCTION	EQUIPMENT
YR	ACT							
01	259	C-33	3,000	0	0	300	2,700	0
02	177	C-33	3,000	0	0	300	2,700	0
03	200	C-16	3,000	0	0	300	2,700	0
04	41	C-16	3,000	0	0	300	2,700	0
05	178	C-38	3,000	0	0	300	2,700	0
06	160	C-38	3,000	0	0	300	2,700	0
07	213	C-31	3,500	0	0	1,000	2,500	0
08	158	C-31	3,500	0	0	1,000	2,500	0
09	162	C-43	3,500	0	0	1,000	2,500	0
10	180	C-43	3,500	0	0	1,000	2,500	0
11	164	C-27	3,500	0	0	1,000	2,500	0
12	106	C-27	3,500	0	0	1,000	2,500	0
13	134	C-26	3,500	0	0	1,000	2,500	0
14	122	C-26	3,500	0	0	1,000	2,500	0
TOTAL			46,000	0	0	9,800	36,200	0

APPROPRIATIONS:

PART I: BY ELEMENTS	MOF	PRIOR YR	FY 2013-14	FY 2014-15	REQUESTED		FUTURE YEARS	TOTAL PROJ COST
					FY 2015-16	FY 2016-17		
PLANS	*	0	0	0	0	0	0	0
LAND ACQUISITION	*	0	0	0	0	0	0	0
DESIGN	*	7,800	1,000	1,000	1,000	1,000	0	11,800
CONSTRUCTION	*	31,200	2,500	2,500	2,500	2,500	0	41,200
EQUIPMENT	*	0	0	0	0	0	0	0
<b>TOTAL COST</b>		<b>39,000</b>	<b>3,500</b>	<b>3,500</b>	<b>3,500</b>	<b>3,500</b>	<b>0</b>	<b>53,000</b>

PART II: BY MEANS OF FINANCE	MOF	PRIOR YR	FY 2013-14	FY 2014-15	REQUESTED		FUTURE YEARS	TOTAL PROJ COST
					FY 2015-16	FY 2016-17		
SPECIAL FUND	B	39,000	3,500	3,500	3,500	3,500	0	53,000
<b>TOTAL COST</b>		<b>39,000</b>	<b>3,500</b>	<b>3,500</b>	<b>3,500</b>	<b>3,500</b>	<b>0</b>	<b>53,000</b>

**A. TOTAL SCOPE OF PROJECT:**

This project provides the DOT-A the flexibility to meet unanticipated Capital Improvement Program (CIP) project requirements. This may include new Federal Aviation Administration (FAA) and/or State regulations, including safety and security requirements, economic demands, increased operational efficiency and other improvements for statewide airport related development that have a short deadline for completion. This appropriation is necessary to provide a funding source for CIP projects that become high priority after the annual budget is prepared and submitted.

**B. IDENTIFICATION OF NEED AND EVALUATION OF EXISTING SOLUTION:**

The statewide airports system is a dynamic system. Compliance with new regulations is required and may need a CIP project for implementation. Since the demand for facilities is sometimes unanticipated and often needs to be completed quickly, this project will provide the DOT-A the flexibility needed to comply with these necessary requirements. Examples of potential projects include site preparation for new tenants, terminal renovations for new air carriers, renovations due to new operational requirements, improvements due to unexpected capacity problems caused by changes in flight schedules. Businesses often are able to act quickly once business decisions are made. These businesses often rely on the DOT-A to provide facility improvements quickly for financial reasons. Delays on the part of the State often results in substantial losses to these businesses.

**C. ALTERNATIVES CONSIDERED AND IMPACT IF PROJECT IS DEFERRED:**

If this project is deferred, the DOT-A will not be able to initiate capital improvement projects to provide for unforeseen conditions as it is not possible to program unforeseen projects in the CIP budget prior to the Airports Division receiving notification of the requirements. Potential impact of delayed projects include loss of revenue from prospective tenants, or fines that may accrue due to continued noncompliance of cited FAA violations.

**D. DISCUSS WHAT IMPROVEMENTS WILL TAKE PLACE, WHEN PROJECT COMPLETED (INCLUDING BENEFITS TO BE DERIVED AND/OR DEFICIENCIES THIS PROJECT INTENDS TO CORRECT):**

Needed design and construction projects will be funded for various CIP projects.

**E. IMPACT UPON FUTURE OPERATING REQUIREMENTS (SHOW INITIAL AND ONGOING FUNDING REQUIREMENTS BY COST ELEMENT, INCLUDING POSITION COUNT, MEANS OF FINANCING, FISCAL YEAR):**

No increase is anticipated at this time.

**F. ADDITIONAL INFORMATION:**

The FAA annually inspects the airfields at all airports and the DOT-A must have the financial means to correct any noncompliance issues in a timely manner or risk civil penalties. Should the FAA write up the same deficiency two years in a row, the DOT-A is subject to civil penalties. Other unanticipated projects arise during the year that the DOT-A deems a priority primarily for airport user benefit such as family restrooms or ceiling replacement due to heavy rains.



TABLE R (5/97)

**CAPITAL PROJECT INFORMATION AND JUSTIFICATION SHEET**

EXPENDING AGENCY:		
USER PROGRAM ID	CAPITAL PROJECT	
DEPT	NUMBER	NUMBER
TRN	102	A41S

ISLAND
OAHU

SEN DIST
15

REP DIST
30

PRIORITY NO.
17

PREV PRIO NO.

PROJ. SCOPE

SCOPE CODES

- N - NEW
- I - RENOVATION
- A - ADDITION
- R - REPLACEMENT
- O - ONGOING

DATE
9/12/2014

**PROJECT TITLE:** HONOLULU INTERNATIONAL AIRPORT, PROGRAM MANAGEMENT, OAHU

**PROJECT DESCRIPTION:** DESIGN FOR PROGRAM MANAGEMENT OF THE AIRPORT MODERNIZATION PROGRAM.

**TOTAL ESTIMATED PROJECT COST (In Thousands of Dollars)**

COST ELEMENT	PRIOR APPROPRIATIONS (Including MOF)						APPROPRIATIONS (Including MOF)			TOTAL PROJECT COST
	ACT YR ITEM	ACT YR ITEM	ACT YR ITEM	ACT YR ITEM	ACT YR ITEM	ACT YR ITEM	FY 2016	FY 2017	FUTURE YEARS	
PLANS										
LAND										
DESIGN							15,000			15,000
CONSTRUCT										
EQUIPMENT										
<b>TOTALS</b>							15,000			15,000 E

**PROJECT INFORMATION AND JUSTIFICATION (use back if necessary):**

**a. Total Scope of Project.**

This project will fund the Honolulu International Airport (HNL) Terminal Modernization Program Management Team which originally included the Program Manager, Masater Architect and Automatic People Mover (APM) consultant. The Program Management Team will provide oversight, along with Department of Transportation, Airports Division, of the billion dollar HNL Modernization Program. This request will provide for design services until December 2018.

**b. Identification of Need and Evaluation of Existing Situation.**

The HNL Terminal Modernization Program is a 12 year, \$1.3B (2005 dollars) program. The program management consultant support will ensure coordination of all the projects from design to construction. This will ensure that the facilities are built in a well planned out manner, while keeping the airport operational. The current Airports Division staff does not have the expertise or manpower to provide adequate oversight for a project of such magnitude.

**c. Alternatives Considered and Impact if Project is Deferred.**

If this project is deferred, implementation of the Modernization Program may be impacted. The schedules may be delayed and the cost may increase due to the delays.

**d. Discuss What Improvements Will Take Place When Project Completed (Including benefits to be derived and/or deficiencies this project intends to correct).**

The airport will be renovated or modernized, thereby eliminating the numerous complaints and criticism about its appearance, lack of a Hawaiian sense of place, not keeping up with other "world class" airports across the world, and not providing a very good first and last impression to the traveling public.

**e. Impact Upon Future Operating Requirements (show initial and ongoing funding requirements by cost element, including position count, means of financing, fiscal year).**

No impacts anticipated.

**f. Additional Information:**

This project has the support of the Administration, State, Airlines, non-airport agencies, and the traveling public.

**CAPITAL PROJECT INFORMATION AND JUSTIFICATION SHEET**

**SCOPE CODES**

EXPENDING AGENCY:		
USER PROGRAM ID	CAPITAL PROJECT	
DEPT	NUMBER	NUMBER
TRN	195	F04J

ISLAND
STATEWIDE

SEN DIST
00

REP DIST
00

PRIORITY NO.
18

PREV PRIO NO.

PROJ. SCOPE

N - NEW	DATE
I - RENOVATION	9/23/2014
A - ADDITION	
R - REPLACEMENT	
O - ONGOING	

PROJECT TITLE: AIRPORT PLANNING STUDY, STATEWIDE

PROJECT DESCRIPTION: PLANS FOR AIRPORT IMPROVEMENTS, ECONOMIC STUDIES, RESEARCH, NOISE MONITORING STUDIES, NOISE COMPATIBILITY STUDIES, AND ADVANCE PLANNING OF FEDERAL AID AND NON-FEDERAL AID PROJECTS.

**TOTAL ESTIMATED PROJECT COST (In Thousands of Dollars)**

COST ELEMENT	PRIOR APPROPRIATIONS (Including MOF)						APPROPRIATIONS (including MOF)			TOTAL PROJECT
	ACT YR ITEM 162 09 C-34	ACT YR ITEM 180 10 C-34	ACT YR ITEM 164 11 C-29	ACT YR ITEM 106 12 C-29	ACT YR ITEM 134 13 C-27	ACT YR ITEM 122 14 C-27	FY 2016	FY 2017	FUTURE	
PLANS	750	750	1,000	1,000	1,000	1,000	1,000	1,000		7,500
LAND										
DESIGN										
CONSTRUCT										
EQUIPMENT										
<b>TOTALS</b>	750	750	1,000	1,000	1,000	1,000	1,000	1,000		7,500
	750 B	750 B	1,000 B	1,000 B	1,000 B	1,000 B	1,000 B	1,000 B		7,500 B

**PROJECT INFORMATION AND JUSTIFICATION (use back if necessary):**

**a. Total Scope of Project.**

This appropriation will provide the planning for improvements at various airports statewide for the Capital Improvement Program (CIP). This planning process includes economic studies, surveys, research, development plans and other planning requirements needed by the airports system. Also included are required documents such as environmental assessment/impact statements and Special Management Area permits, master plans, airport layout plans and environmental studies.

**b. Identification of Need and Evaluation of Existing Situation.**

The planning process for the Department of Transportation, Airports Division (DOT-A) requires compliance with various environmental, land use, noise and other types of regulations and laws. The appropriation is necessary to provide a funding source for planning studies and other studies that become a high priority after the annual budget is prepared and submitted. Planning studies are an essential phase of the CIP to ensure regulatory compliance and to determine any impacts to areas of operations from upcoming projects. The Federal Aviation Administration (FAA) highly recommends that airports have up-to-date master plans that reflect the facility needs of the airport in the future. The FAA also requires that environmental studies are approved prior to funding capital projects with FAA Airport Improvement Program (AIP) grants. This project will provide the means to meet these regulations.

**c. Alternatives Considered and Impact if Project is Deferred.**

If this project is deferred, there will be an impact on the CIP, potentially delaying needed CIP projects by not having the ability to generate the required planning documents or research information.

**d. Discuss What Improvements Will Take Place When Project Completed (including benefits to be derived and/or deficiencies this project intends to correct).**

This project will help bring DOT-A in compliance with various laws and regulations and provide for planning studies and analysis needed by the Division.

**e. Impact Upon Future Operating Requirements (show initial and ongoing funding requirements by cost element, including position count, means of financing, fiscal year).**

None.

**f. Additional Information:**

None.

**CAPITAL PROJECT INFORMATION AND JUSTIFICATION SHEET**

<b>EXPENDING AGENCY:</b>		
<b>USER PROGRAM ID</b>	<b>CAPITAL PROJECT NUMBER</b>	
<b>DEPT</b>	<b>NUMBER</b>	<b>NUMBER</b>
TRN	195	F08Y

ISLAND STATEWIDE

SEN DIST 00

REP DIST 00

PRIORITY NO. 19

PREV PRIO NO.

PROJ. SCOPE

**SCOPE CODES**

- N - NEW
- I - RENOVATION
- A - ADDITION
- R - REPLACEMENT
- O - ONGOING

DATE 9/23/2014

**PROJECT TITLE:** PROGRAM MANAGEMENT, STATEWIDE

**PROJECT DESCRIPTION:** DESIGN FOR THE PROGRAM MANAGEMENT OF THE MODERNIZATION PROGRAM AT STATEWIDE AIRPORTS.

**TOTAL ESTIMATED PROJECT COST (In Thousands of Dollars)**

COST ELEMENT	PRIOR APPROPRIATIONS (including MOF)						APPROPRIATIONS (including MOF)			TOTAL PROJECT
	ACT YR ITEM 106 12 C-29.02	ACT YR ITEM 134 13 C-29	ACT YR ITEM 122 14 C-29	ACT YR ITEM	ACT YR ITEM	ACT YR ITEM	FY 2016	FY 2017	FUTURE	
PLANS										
LAND										
DESIGN	1,000	2,500	2,500				2,000	2,000		10,000
CONSTRUCT										
EQUIPMENT										
<b>TOTALS</b>	1,000	2,500	2,500				2,000	2,000		10,000
	1,000 E	2,500 E	2,500 E				2,000 E	2,000 E		10,000 E

**PROJECT INFORMATION AND JUSTIFICATION (use back if necessary):**

**a. Total Scope of Project.**

This project will provide for the program management for the modernization of statewide airports. Work includes development of project schedules, overall program for assigned projects, development of expenditure plans, basis of design, oversight of the design process for various capital improvement program (CIP) projects, and project management augmentation. This request provide for better project management and oversight of the CIP due to staff shortages.

**b. Identification of Need and Evaluation of Existing Situation.**

The multi-million dollar expansion program is in response to numerous complaints and criticism about amenities such as no air conditioning or loading bridges, general appearance, lack of a Hawaiian sense of place, and insufficient capacity. Close coordination is necessary to construct several large projects within one airport, since keeping operations ongoing is critical. The current Airports Division staff does not have the manpower to provide adequate oversight for a program of such magnitude.

**c. Alternatives Considered and Impact if Project is Deferred.**

If this project is deferred, implementation of the various Modernization or expansion projects may be impacted. The schedules may be delayed and necessary improvements that will increase capacity and operational efficiency may take years longer than anticipated to complete.

**d. Discuss What Improvements Will Take Place When Project Completed (including benefits to be derived and/or deficiencies this project intends to correct).**

The airports will be renovated or modernized, thereby eliminating the numerous complaints and criticism about its appearance, lack of a Hawaiian sense of place, not keeping up with other "world class" airports around the world, and not providing a very good first and last impression to the traveling public.

**e. Impact Upon Future Operating Requirements (show initial and ongoing funding requirements by cost element, including position count, means of financing, fiscal year).**

None

**f. Additional Information:**

None

**CAPITAL PROJECT INFORMATION AND JUSTIFICATION SHEET**

**SCOPE CODES**

N - NEW  
 I - RENOVATION  
 A - ADDITION  
 R - REPLACEMENT  
 O - ONGOING

EXPENDING AGENCY:		
USER PROGRAM ID	CAPITAL PROJECT	
DEPT	NUMBER	NUMBER
TRN	195	F080

ISLAND
STATEWIDE

SEN DIST
00

REP DIST
00

PRIORITY NO.
20

PREV PRIO NO.

PROJ. SCOPE

DATE
9/23/2014

PROJECT TITLE: CONSTRUCTION MANAGEMENT SUPPORT, STATEWIDE

PROJECT DESCRIPTION: CONSTRUCTION FOR CONSTRUCTION MANAGEMENT SUPPORT AT AIRPORT FACILITIES, STATEWIDE

**TOTAL ESTIMATED PROJECT COST (In Thousands of Dollars)**

COST ELEMENT	PRIOR APPROPRIATIONS (including MOF)						APPROPRIATIONS (including MOF)			TOTAL PROJECT
	ACT YR ITEM 178 05 C-39	ACT YR ITEM 160 06 C-39	ACT YR ITEM 213 07 C-32	ACT YR ITEM 162 09 C-44	ACT YR ITEM 180 10 C-44	ACT YR ITEM 134 13 C-28	FY 2016	FY 2017	FUTURE	
PLANS										
LAND										
DESIGN										
CONSTRUCT	125	125	300	300	300	1,000	1,000	1,000		4,150
EQUIPMENT										
<b>TOTALS</b>	125	125	300	300	300	1,000	1,000	1,000		4,150
	125 B	125 B	300 B	300 B	300 B	1,000 B	1,000 B	1,000 B		4,150 B

**PROJECT INFORMATION AND JUSTIFICATION (use back if necessary):**

**a. Total Scope of Project.**

This project will provide construction management support services for small Capital Improvement Program (CIP) projects and/or projects that need to be completed quickly, and will also provide technical assistance for the construction administration of projects. This project will be an open end contract.

**b. Identification of Need and Evaluation of Existing Situation.**

This project will give the Airports Division the ability to engage construction management services and resources not readily available within the Airports Division engineering staff. Urgent projects, especially those on neighbor islands will be able to be managed properly with the use of this funding. This project is necessary to ensure unanticipated high priority projects can begin without delays with sufficient construction oversight.

**c. Alternatives Considered and Impact if Project is Deferred.**

If this project is deferred, it could result in the delay of high priority projects due to inadequate program support.

**d. Discuss What Improvements Will Take Place When Project Completed (including benefits to be derived and/or deficiencies this project intends to correct).**

This project will provide funding needed for the construction management services.

**e. Impact Upon Future Operating Requirements (show initial and ongoing funding requirements by cost element, including position count, means of financing, fiscal year).**

None.

**f. Additional Information:**

None

**CAPITAL PROJECT INFORMATION AND JUSTIFICATION SHEET**

**SCOPE CODES**

EXPENDING AGENCY:		
USER PROGRAM ID	CAPITAL PROJECT	
DEPT	NUMBER	NUMBER
TRN	195	F05L

ISLAND
STATEWIDE

SEN DIST
00

REP DIST
00

PRIORITY NO.
21

PREV PRIO NO.

PROJ. SCOPE

N - NEW	DATE
I - RENOVATION	9/23/2014
A - ADDITION	
R - REPLACEMENT	
O - ONGOING	

PROJECT TITLE: RENTAL CAR FACILITY IMPROVEMENTS, STATEWIDE

PROJECT DESCRIPTION: CONSTRUCTION TO PROVIDE CONSOLIDATED CAR RENTAL FACILITY FOR THE RENTAL CAR AGENCIES AND OTHER RELATED IMPROVEMENTS FOR THE AIRPORT NEW DAY WORKS PROGRAM. (OTHER FUNDS FROM SHORT TERM LOAN).

**TOTAL ESTIMATED PROJECT COST (In Thousands of Dollars)**

COST ELEMENT	PRIOR APPROPRIATIONS (Including MOF)						APPROPRIATIONS (including MOF)			TOTAL PROJECT
	ACT YR ITEM 162 09 C-47.02	ACT YR ITEM 180 10 C-47.02	ACT YR ITEM 106 12 C-29.04	ACT YR ITEM 134 13 C-30	ACT YR ITEM 122 14 C-30	ACT YR ITEM	FY 2016	FY 2017	FUTURE	
PLANS		1,000								1,000
LAND		17,000								17,000
DESIGN	6,200	12,900								19,100
CONSTRUCT		31,700	493,000	80,000	132,000		203,950			940,650
EQUIPMENT										
<b>TOTALS</b>	<b>6,200</b>	<b>62,600</b>	<b>493,000</b>	<b>80,000</b>	<b>132,000</b>		<b>203,950</b>			<b>977,750</b>
			450,000 E	80,000 E	90,000 E		74,811 B			74,811
	6,200 X	62,600 X	43,000 X		42,000 X		129,139 E			749,139
										153,800

**PROJECT INFORMATION AND JUSTIFICATION (use back if necessary):**

**a. Total Scope of Project.**

This project provides for the necessary improvements for a consolidated car rental facilities (ConRACs) for the rental car agencies at statewide airports. Improvements include the construction of interim facilities, permanent structures and other related improvements. Work includes the planning, design and construction for the relocation of rental car agencies to an interim consolidated rental car facility at Honolulu International Airport (HNL); planning, design and construction of a consolidated rental car facility at HNL; planning, design and construction of a relocated consolidated rental car facility at Kahului Airport; statewide program management for this project; and land acquisition at Lihue Airport for future improvements and other related improvements. This FY16 request for construction funds will provide for the latest cost estimates of the remaining costs of the HNL ConRAC (\$142.66M) and OGG ConRAC (\$51.29M) due to escalating prices of materials and labor.

**b. Identification of Need and Evaluation of Existing Situation.**

Currently the rental car agencies do not have enough storage space for their fleet of rental cars and customers are often confused as to the location of their specific rental agency. This situation is not ideal for rental agencies and their customers. By consolidating the facilities of several car rental agencies, customers are better served, competition is fair, and the DOT-A is able to lease the newly improved facilities to the rental car agencies. In addition, this project will be funded with funds collected from the customer facility charge which was recently enacted to fund improvements to rental car facilities, statewide.

**c. Alternatives Considered and Impact if Project is Deferred.**

The alternative is to leave the rental car situation status quo. This alternative is not ideal since the airport is not generating revenue on the use of land on non-airport property.

**d. Discuss What Improvements Will Take Place When Project Completed (including benefits to be derived and/or deficiencies this project intends to correct).**

The rental car agencies will have a facility for all operations of their business at Honolulu International Airport and Kahului Airport. Kona International Airport at Keahole, Hilo International Airport and Lihue Airport will be accommodated in the future. This will greatly improve the appearance of the areas surrounding the airport as well as bring in revenue to the airport.

**e. Impact Upon Future Operating Requirements (show initial and ongoing funding requirements by cost element, including position count, means of financing, fiscal year).**

No impacts anticipated. The tenants for the rental car facilities will be responsible for the maintenance of their facilities (buildings, car washing equipment, etc.).

**f. Additional Information:**

Bonds are Customer Facility Charge (CFC) bonds. Other (X) funds will be funded from an EB-5 loan. Congress created the Immigrant Investor Program, also known as "EB-5" in 1990 to benefit the U.S. economy by attracting investments from qualified foreign investors. Under the EB-5 program, each investor is required to demonstrate that at least 10 new jobs were created or saved as a result of the EB-5 investment, which must be a minimum of \$1 million, or \$500,000 if the funds are invested in certain high-unemployment or rural areas. This appropriation and funding will fall within the current CFC rate of \$4.50.

SENATE DISTRICT	PRIORITY NUMBER	ISLAND	REP DISTRICT	PROJECT SCOPE	ITEM NUMBER	EXPENDING AGENCY
06	22	2 - MAUI	013	N - NEW PROJECT		TRN

**PROJECT TITLE:**

HANA AIRPORT, PART 139 IMPROVEMENTS, MAUI

**PROJECT DESCRIPTION:**

CONSTRUCTION FOR PART 139 COMPLIANCE IMPROVEMENTS FOR A NEW AIRCRAFT RESCUE AND FIRE FIGHTING (ARFF) STATION AND OTHER RELATED IMPROVEMENTS. THIS PROJECT IS DEEMED NECESSARY TO QUALIFY FOR FEDERAL AID FINANCING AND/OR REIMBURSEMENT.

**TOTAL ESTIMATED PROJECT COST (\$1,000'S):**

**PRIOR APPROPRIATIONS:**

SLH	YR	ACT	ITEM	TOTALS	PLANS	LAND ACQUISITION	DESIGN	CONSTRUCTION	EQUIPMENT
05	178		C-23	715	220	0	495	0	0
06	160		C-23	3,500	0	0	0	3,500	0
14	122		C-23.01	6,350	0	0	0	6,350	0
<b>TOTAL</b>				<b>10,565</b>	<b>220</b>	<b>0</b>	<b>495</b>	<b>9,850</b>	<b>0</b>

**APPROPRIATIONS:**

PART I: BY ELEMENTS	MOF	PRIOR YR	FY 2013-14	FY 2014-15	REQUESTED		FUTURE YEARS	TOTAL PROJ COST	
					FY 2015-16	FY 2016-17			
PLANS	*	220	0	0	0	0	0	220	
LAND ACQUISITION	*	0	0	0	0	0	0	0	
DESIGN	*	495	0	0	0	0	0	495	
CONSTRUCTION	*	3,500	0	6,350	2,079	12,500	0	24,429	
EQUIPMENT	*	0	0	0	0	0	0	0	
<b>TOTAL COST</b>			<b>4,215</b>	<b>0</b>	<b>6,350</b>	<b>2,079</b>	<b>12,500</b>	<b>0</b>	<b>25,144</b>

PART II: BY MEANS OF FINANCE	MOF	PRIOR YR	FY 2013-14	FY 2014-15	REQUESTED		FUTURE YEARS	TOTAL PROJ COST	
					FY 2015-16	FY 2016-17			
SPECIAL FUND	B	356	0	0	0	0	0	356	
REVENUE BONDS	E	0	0	1,040	189	1,250	0	2,479	
FEDERAL FUNDS	N	3,859	0	5,310	1,890	11,250	0	22,309	
<b>TOTAL COST</b>			<b>4,215</b>	<b>0</b>	<b>6,350</b>	<b>2,079</b>	<b>12,500</b>	<b>0</b>	<b>25,144</b>

**A. TOTAL SCOPE OF PROJECT:**

This project will provide for improvements to meet certification requirements for Federal Aviation Administration (FAA) Part 139 Airport Certification (Part 139) requirements at Hana Airport (HNM). Improvements may include the reconstruction of runway, taxiway or apron pavement, grooving runway pavement, clearing and grading the runway or taxiway safety area(s), striping the airfield pavement, airfield lighting improvements, clearing trees and vegetation from Runway Object Free Area, construction of a security perimeter fence and a new Aircraft Rescue Fire Fighting (ARFF) Station and other related improvements. This request will provide for additional airfield improvements required for Part 139 compliance.

**B. IDENTIFICATION OF NEED AND EVALUATION OF EXISTING SOLUTION:**

Part 139 requires FAA to issue airport operating certificates to airports that serve either scheduled or unscheduled air carrier aircraft with more than 30 seats or serve scheduled air carrier operations in aircraft with more than 9 seats but less than 31 seats. Recently, demand and associated commitments by carriers indicate that the Part 139 certification requirements are justified for HNM. Critical improvements for Part 139 certification at HNM includes a compliant Aircraft Rescue and Fire Fighting (ARFF) station, replacement of all airfield markings, relocation all airfield signage to Part 139 required locations, grooving of the runway, and construction of an Air Operations Area (AOA) perimeter fence to meet FAA and Transportation Security Administration (TSA) specifications to prevent entry into the movement area by unauthorized persons, vehicles, and wildlife.

**C. ALTERNATIVES CONSIDERED AND IMPACT IF PROJECT IS DEFERRED:**

If this project is deferred, the Department of Transportation, Airports Division (DOT-A) will not be in a proactive position for certification when an air carrier requests to initiate service with aircraft with 10-30 seats at HNM. The travelling public will not be well served and air service to Hana will suffer.

**D. DISCUSS WHAT IMPROVEMENTS WILL TAKE PLACE, WHEN PROJECT COMPLETED (INCLUDING BENEFITS TO BE DERIVED AND/OR DEFICIENCIES THIS PROJECT INTENDS TO CORRECT):**

This project will provide for the airfield improvements necessary for Part 139 regulations including airfield pavement improvements, new ARFF station and a secure perimeter fence to meet FAA and Transportation Security Administration (TSA) specifications to prevent entry into the movement area by unauthorized persons, vehicles, and wildlife, which will increase health and safety at the airport. The potential for fines by FAA or TSA for non-compliance of regulations will be reduced.

**E. IMPACT UPON FUTURE OPERATING REQUIREMENTS (SHOW INITIAL AND ONGOING FUNDING REQUIREMENTS BY COST ELEMENT, INCLUDING POSITION COUNT, MEANS OF FINANCING, FISCAL YEAR):**

Operating costs will increase for the staff and equipment at the ARFF station.

**F. ADDITIONAL INFORMATION:**

Source of federal funds is the Federal Aviation Administration, Airport Improvement Program. The Department of Transportation, Airports Division anticipates that federal grants may be received in August 2016 and August 2017. Funding capacity will be based on low bid amount and total program funding availability.

SENATE DISTRICT	PRIORITY NUMBER	ISLAND	REP DISTRICT	PROJECT SCOPE	ITEM NUMBER	EXPENDING AGENCY
04	23	2 - MAUI	009	I - RENOVATION PROJECT		TRN

**PROJECT TITLE:**  
 KAHULUI AIRPORT, RESTROOM RECONSTRUCTION, MAUI

**PROJECT DESCRIPTION:**  
 DESIGN AND CONSTRUCTION FOR RENOVATION OF AIRPORT RESTROOMS AT THE AIRPORT.

**TOTAL ESTIMATED PROJECT COST (\$1,000'S):**

PRIOR APPROPRIATIONS:

SLH YR	ACT	ITEM	TOTALS	PLANS	LAND ACQUISITION	DESIGN	CONSTRUCTION	EQUIPMENT
12	106	C-19.03	6,000	0	0	0	6,000	0
TOTAL			6,000	0	0	0	6,000	0

APPROPRIATIONS:

PART I: BY ELEMENTS	MOF	PRIOR YR	FY 2013-14	FY 2014-15	REQUESTED		FUTURE YEARS	TOTAL PROJ COST	
					FY 2015-16	FY 2016-17			
PLANS	*	0	0	0	0	0	0	0	
LAND ACQUISITION	*	0	0	0	0	0	0	0	
DESIGN	*	0	0	0	900	0	0	900	
CONSTRUCTION	*	6,000	0	0	0	6,600	0	12,600	
EQUIPMENT	*	0	0	0	0	0	0	0	
TOTAL COST			6,000	0	0	900	6,600	0	13,500

PART II: BY MEANS OF FINANCE	MOF	PRIOR YR	FY 2013-14	FY 2014-15	REQUESTED		FUTURE YEARS	TOTAL PROJ COST	
					FY 2015-16	FY 2016-17			
REVENUE BONDS	E	6,000	0	0	900	6,600	0	13,500	
TOTAL COST			6,000	0	0	900	6,600	0	13,500



**A. TOTAL SCOPE OF PROJECT:**

This project will provide for the renovation of restroom facilities at Kahului Airport. The renovation will be phased in the following order: Rotunda restrooms (center of terminal), lower level restrooms fronting TSA and baggage claim area, lower level restrooms at the bottom of Holdroom D and finally the rest of the restrooms. In addition to updating the restroom finishes, the public's experience in the restrooms may be enhanced by creating a Hawaiian sense of place and updating the appearance with energy efficient lighting fixtures and lower maintenance items.

**B. IDENTIFICATION OF NEED AND EVALUATION OF EXISTING SOLUTION:**

The current restroom facilities at Kahului Airport are utilitarian in nature and are outdated and do not enhance the travellers experience at the airport. Restrooms have individual sinks with one long mirror. Soap dispensers over floors create the potential for drips of water and soap, and slip and fall hazards. Paper towel dispensers create refuse which may end up on floors. With no continuous counters in restrooms, the public has no place for personal items which may end up wet, inconveniencing the public. Ventilation of non air conditioned lower level restrooms is inadequate, creating incidents of odors.

**C. ALTERNATIVES CONSIDERED AND IMPACT IF PROJECT IS DEFERRED:**

If this project is deferred, the public will continue to use outdated, inconvenient restrooms. The non air conditioned restrooms on the lower level will continue to have ventilation and odor issues. Individual wall mounted sinks will continue to have drips around the soap dispensers. Harsh lighting will not create a pleasing environment.

**D. DISCUSS WHAT IMPROVEMENTS WILL TAKE PLACE, WHEN PROJECT COMPLETED (INCLUDING BENEFITS TO BE DERIVED AND/OR DEFICIENCIES THIS PROJECT INTENDS TO CORRECT):**

In addition to updating the restroom finishes, the public's experience in the restrooms will be enhanced by creating a Hawaiian sense of place and the updated the appearance with energy efficient lighting fixtures and contemporary items. Installation of hand dryers will reduce the amount of refuse generated by the airport. Individual mirrors for each sink will add to the feeling of welcome and personal space for users. Continuous counters for sinks will reduce the potential for water and soap drips. Installation of vanity counters in the restrooms with optimum lighting can be provided and personal belongings placed without getting wet. This design feature would also reduce the length of time spent at lavatories and improve traffic flow.

**E. IMPACT UPON FUTURE OPERATING REQUIREMENTS (SHOW INITIAL AND ONGOING FUNDING REQUIREMENTS BY COST ELEMENT, INCLUDING POSITION COUNT, MEANS OF FINANCING, FISCAL YEAR):**

Minimal electrical power increases due to hand dryers will be offset by the reduced need for paper towels. The restrooms will be energy efficient, inviting and easily maintained.

**F. ADDITIONAL INFORMATION:**

None.

**CAPITAL PROJECT INFORMATION AND JUSTIFICATION SHEET**

**SCOPE CODES**

N - NEW  
 I - RENOVATION  
 A - ADDITION  
 R - REPLACEMENT  
 O - ONGOING

EXPENDING AGENCY:		
USER PROGRAM ID	CAPITAL PROJECT NUMBER	
DEPT	NUMBER	NUMBER
TRN	102	A41R

ISLAND
OAHU

SEN DIST
15

REP DIST
30

PRIORITY NO.
24

PREV PRIO NO.

PROJ. SCOPE

DATE
9/12/2014

PROJECT TITLE: HONOLULU INTERNATIONAL AIRPORT,  
 DIAMOND HEAD CONCOURSE IMPROVEMENTS, OAHU

PROJECT DESCRIPTION: CONSTRUCTION FOR ASBESTOS ABATEMENT, CEILING AND AIR CONDITIONING IMPROVEMENTS, AND OTHER RELATED IMPROVEMENTS.

**TOTAL ESTIMATED PROJECT COST (In Thousands of Dollars)**

COST ELEMENT	PRIOR APPROPRIATIONS (Including MOF)						APPROPRIATIONS (Including MOF)			TOTAL PROJECT COST
	ACT YR ITEM	ACT YR ITEM	ACT YR ITEM	ACT YR ITEM	ACT YR ITEM	ACT YR ITEM	FY 2016	FY 2017	FUTURE YEARS	
PLANS										
LAND										
DESIGN										
CONSTRUCT	9,400						6,000			15,400
EQUIPMENT										
<b>TOTALS</b>	9,400						6,000			15,400
	9,400 E						6,000 E			15,400 E

**PROJECT INFORMATION AND JUSTIFICATION (use back if necessary):**

**a. Total Scope of Project.**

This project will provide for the construction of miscellaneous improvements to the Diamond Head (DH) Concourse at Honolulu International Airport. Work includes but is not limited to the asbestos abatement of the existing 3rd level ceiling, renovation with new ceiling, removal and replacement of air conditioning ductwork and insulation and the replacement of drinking fountains. This request will provide funding for anticipated higher construction costs and added scope (i.e. installing a fire sprinkler system above the 3rd level ceiling and in the mechanical rooms, and replacing the air conditioning duct work above the 3rd level ceiling).

**b. Identification of Need and Evaluation of Existing Situation.**

There has not been any major renovations or upgrades to the DH Concourse since its construction. Previous projects to renovate or upgrade the DH Concourse (i.e. Intra-Terminal Transportation System) were deferred, and the current New Day Work Projects Program does not plan to renovate or upgrade the DH side of the airport for at least 10 years.

**c. Alternatives Considered and Impact if Project is Deferred.**

None. If project is deferred, the DH Concourse will continue to look outdated.

**d. Discuss What Improvements Will Take Place When Project Completed (including benefits to be derived and/or deficiencies this project intends to correct).**

The project will abate the asbestos in the 3rd level ceiling and renovate or upgrade the DH Concourse to modernize the appearance.

**e. Impact Upon Future Operating Requirements (show initial and ongoing funding requirements by cost element, including position count, means of financing, fiscal year).**

No impacts anticipated.

**f. Additional Information:**

None.

**CAPITAL PROJECT INFORMATION AND JUSTIFICATION SHEET**

**SCOPE CODES**

N - NEW  
 I - RENOVATION  
 A - ADDITION  
 R - REPLACEMENT  
 O - ONGOING

EXPENDING AGENCY:		
USER PROGRAM ID	CAPITAL PROJECT	
DEPT	NUMBER	NUMBER
TRN	102	A35E

ISLAND
OAHU

SEN DIST
15

REP DIST
30

PRIORITY NO.
25

PREV PRIO NO.

PROJ. SCOPE

DATE
9/12/2014

**PROJECT TITLE:** HONOLULU INTERNATIONAL AIRPORT,  
 ROADWAY/TERMINAL SIGNAGE IMPROVEMENTS, OAHU

**PROJECT DESCRIPTION:** CONSTRUCTION FOR ROADWAY AND TERMINAL SIGNAGE IMPROVEMENTS AND OTHER RELATED IMPROVEMENTS.

**TOTAL ESTIMATED PROJECT COST (In Thousands of Dollars)**

COST ELEMENT	PRIOR APPROPRIATIONS (Including MOF)						APPROPRIATIONS (Including MOF)			TOTAL PROJECT COST
	ACT YR ITEM	ACT YR ITEM	ACT YR ITEM	ACT YR ITEM	ACT YR ITEM	ACT YR ITEM	FY 2016	FY 2017	FUTURE YEARS	
	134	13	C-13							
PLANS										
LAND										
DESIGN										
CONSTRUCT	15,000						15,000			30,000
EQUIPMENT										
<b>TOTALS</b>	15,000						15,000			30,000
	15,000 E						15,000 E			30,000 E

**PROJECT INFORMATION AND JUSTIFICATION (use back if necessary):**

**a. Total Scope of Project.**

This project will improve the existing roadway and terminal way finding signs with static and dynamic signs at Honolulu International Airport (HNL). This request will provide for the anticipated higher construction costs and added scope of additional signs to account for the new projects (i.e. Mauka Concourse, Diamond Head Commuter Terminal, and Consolidated Car Rental Facility), signs within the parking structures and signs to account for the rail station.

**b. Identification of Need and Evaluation of Existing Situation.**

As part of the terminal modernization for HNL, the intra-terminal way finding signs need to be upgraded. The existing signs are outdated, confusing and are the subject of numerous complaints from the traveling public. The existing sign panels are too small to effectively communicate the way finding information for the traveling public to be able to easily navigate their way to and within the airport.

**c. Alternatives Considered and Impact if Project Is Deferred.**

If project is deferred, the traveling public will continue to experience confusion within the terminal. Public complaints will continue.

**d. Discuss What Improvements Will Take Place When Project Completed (including benefits to be derived and/or deficiencies this project intends to correct).**

This project will effectively communicate the way finding information for the traveling public to be able to easily navigate their way to and within the airport.

**e. Impact Upon Future Operating Requirements (show initial and ongoing funding requirements by cost element, including position count, means of financing, fiscal year).**

No anticipated impact.

**f. Additional Information:**

None.

**CAPITAL PROJECT INFORMATION AND JUSTIFICATION SHEET**

EXPENDING AGENCY:		
USER PROGRAM ID	CAPITAL PROJECT	
DEPT	NUMBER	NUMBER
TRN	102	A08B

ISLAND
OAHU

SEN DIST
15

REP DIST
30

PRIORITY NO.
26

PREV PRIO NO.

PROJ. SCOPE

SCOPE CODES  
 N - NEW  
 I - RENOVATION  
 A - ADDITION  
 R - REPLACEMENT  
 O - ONGOING

DATE
9/12/2014

PROJECT TITLE:	HONOLULU INTERNATIONAL AIRPORT, CONCESSION IMPROVEMENTS, OAHU
----------------	--

PROJECT DESCRIPTION:	DESIGN AND CONSTRUCTION TO EXPAND, RENOVATE AND IMPROVE THE EXISTING CONCESSION SPACE IN THE OVERSEAS TERMINAL CENTRAL AREA, DIAMOND HEAD CONCOURSE AND EWA CONCOURSE.
----------------------	--

**TOTAL ESTIMATED PROJECT COST (In Thousands of Dollars)**

COST ELEMENT	PRIOR APPROPRIATIONS (Including MOF)						APPROPRIATIONS (including MOF)			TOTAL PROJECT COST
	ACT YR ITEM 134 14 C-05	ACT YR ITEM 122 14 C-05	ACT YR ITEM	ACT YR ITEM	ACT YR ITEM	ACT YR ITEM	FY 2016	FY 2017	FUTURE YEARS	
PLANS										
LAND										
DESIGN	1,500									1,500
CONSTRUCT		11,000					6,000			17,000
EQUIPMENT										
<b>TOTALS</b>	1,500	11,000					6,000			18,500
	1,500 E	11,000 E					6,000 E			18,500 E

**PROJECT INFORMATION AND JUSTIFICATION (use back if necessary):**

**a. Total Scope of Project.**

This project will provide for improvements to the concession spaces in the Overseas Terminal (Central Area), Diamond Head (DH) Concourse and Ewa Concourse of Honolulu International Airport. This request will provide for the replacement of \$1.8M utilized for the Ewa Concession Improvements project which were originally to be used for the DH Concession Improvements project. This request will also provide for the anticipated higher construction costs for the DH Concession Improvements based on the Ewa Concession Improvement bids.

**b. Identification of Need and Evaluation of Existing Situation.**

In an effort to offer more choices to passengers for customer satisfaction and a more pleasant airport experience, there is a need to provide additional concession spaces and to improve the concession locations to maximize the efficiency and effectiveness of the airport, and potentially generate additional revenue.

**c. Alternatives Considered and Impact if Project is Deferred.**

If this project is deferred, concession areas will continue to be underutilized, passengers will have less choices and potential revenue will not be realized.

**d. Discuss What Improvements Will Take Place When Project Completed (including benefits to be derived and/or deficiencies this project intends to correct).**

This project will modify the passenger flow and the layout of the Main Terminal area to make the concessions more visible, accessible and increase the revenue potential of the concessions.

**e. Impact Upon Future Operating Requirements (show initial and ongoing funding requirements by cost element, including position count, means of financing, fiscal year).**

No increase in operating requirements is anticipated.

**f. Additional Information:**

None.

SENATE DISTRICT	PRIORITY NUMBER	ISLAND	REP DISTRICT	PROJECT SCOPE	ITEM NUMBER	EXPENDING AGENCY
07	27	5 - MOLOKAI	013	N - NEW PROJECT		TRN

**PROJECT TITLE:**

KALAUPAPA AIRPORT, ARFF STATION IMPROVEMENTS, MOLOKAI

**PROJECT DESCRIPTION:**

CONSTRUCTION FOR AN AIRCRAFT RESCUE FIRE FIGHTING (ARFF) STATION AND OTHER RELATED IMPROVEMENTS. THIS PROJECT IS DEEMED NECESSARY TO QUALIFY FOR FEDERAL AID FINANCING AND/OR REIMBURSEMENT.

**TOTAL ESTIMATED PROJECT COST (\$1,000'S):**

PRIOR APPROPRIATIONS:

SLH YR	ACT	ITEM	TOTALS	PLANS	LAND ACQUISITION	DESIGN	CONSTRUCTION	EQUIPMENT
			0	0	0	0	0	0

APPROPRIATIONS:

PART I: BY ELEMENTS	MOF	PRIOR YR	FY 2013-14	FY 2014-15	REQUESTED		FUTURE YEARS	TOTAL PROJ COST
					FY 2015-16	FY 2016-17		
PLANS	*	0	0	0	0	0	0	0
LAND ACQUISITION	*	0	0	0	0	0	0	0
DESIGN	*	0	0	0	0	0	0	0
CONSTRUCTION	*	0	0	0	0	9,000	0	9,000
EQUIPMENT	*	0	0	0	0	0	0	0
<b>TOTAL COST</b>		0	0	0	0	9,000	0	9,000

PART II: BY MEANS OF FINANCE	MOF	PRIOR YR	FY 2013-14	FY 2014-15	REQUESTED		FUTURE YEARS	TOTAL PROJ COST
					FY 2015-16	FY 2016-17		
REVENUE BONDS	E	0	0	0	0	1,000	0	1,000
FEDERAL FUNDS	N	0	0	0	0	8,000	0	8,000
<b>TOTAL COST</b>		0	0	0	0	9,000	0	9,000

**A. TOTAL SCOPE OF PROJECT:**

This project will provide for a new Airfield Rescue Fire Fighting (ARFF) station to meet certification requirements for Federal Aviation Administration (FAA) Part 139 Airport Certification (Part 139) requirements at Kalaupapa Airport (LUP).

**B. IDENTIFICATION OF NEED AND EVALUATION OF EXISTING SOLUTION:**

Part 139 requires FAA to issue airport operating certificates to airports that serve either scheduled or unscheduled air carrier aircraft with more than 30 seats or serve scheduled air carrier operations in aircraft with more than 9 seats but less than 31 seats. Recently, demand and associated commitments by carriers indicate that the Part 139 certification requirements are justified for LUP. Critical improvements for Part 139 certification at LUP includes a compliant ARFF station to meet FAA specifications. Violation of Part 139 requirements by a certified airport may result in fines or possible closure of the airport.

**C. ALTERNATIVES CONSIDERED AND IMPACT IF PROJECT IS DEFERRED:**

If this project is deferred, the DOT-A will not be in a proactive position for certification when an air carrier requests to initiate service with aircraft with 10-30 seats. The travelling public will not be well served and air service to Kalaupapa will suffer.

**D. DISCUSS WHAT IMPROVEMENTS WILL TAKE PLACE, WHEN PROJECT COMPLETED (INCLUDING BENEFITS TO BE DERIVED AND/OR DEFICIENCIES THIS PROJECT INTENDS TO CORRECT):**

This project will provide for improvements which are necessary for Part 139 regulations including a new ARFF station to meet FAA specifications. The potential for fines by FAA or TSA for non-compliance of regulations will be reduced.

**E. IMPACT UPON FUTURE OPERATING REQUIREMENTS (SHOW INITIAL AND ONGOING FUNDING REQUIREMENTS BY COST ELEMENT, INCLUDING POSITION COUNT, MEANS OF FINANCING, FISCAL YEAR):**

Operating costs will increase for the staff and equipment at the ARFF station.

**F. ADDITIONAL INFORMATION:**

Source of federal funds is the Federal Aviation Administration, Airport Improvement Program. The Department of Transportation, Airports Division anticipates that a federal grant will be received in August 2017. Funding capacity will be based on low bid amount and total program funding availability.

SENATE DISTRICT	PRIORITY NUMBER	ISLAND	REP DISTRICT	PROJECT SCOPE	ITEM NUMBER	EXPENDING AGENCY
15	28	1 - OAHU	030	N - NEW PROJECT		TRN

**PROJECT TITLE:**  
 HONOLULU INTERNATIONAL AIRPORT, RESTROOM RENOVATION AND IMPROVEMENTS, OAHU

**PROJECT DESCRIPTION:**  
 DESIGN FOR RENOVATIONS TO THE EXISTING RESTROOMS AND/OR INSTALL NEW RESTROOMS AT THE AIRPORT.

**TOTAL ESTIMATED PROJECT COST (\$1,000'S):**

PRIOR APPROPRIATIONS:

SLH YR ACT	ITEM	TOTALS	PLANS	LAND ACQUISITION	DESIGN	CONSTRUCTION	EQUIPMENT
TOTAL		0	0	0	0	0	0

APPROPRIATIONS:

PART I: BY ELEMENTS	MOF	PRIOR YR	FY 2013-14	FY 2014-15	REQUESTED		FUTURE YEARS	TOTAL PROJ COST
					FY 2015-16	FY 2016-17		
PLANS	*	0	0	0	0	0	0	0
LAND ACQUISITION	*	0	0	0	0	0	0	0
DESIGN	*	0	0	0	5,000	0	0	5,000
CONSTRUCTION	*	0	0	0	0	0	0	0
EQUIPMENT	*	0	0	0	0	0	0	0
<b>TOTAL COST</b>		0	0	0	5,000	0	0	5,000

PART II: BY MEANS OF FINANCE	MOF	PRIOR YR	FY 2013-14	FY 2014-15	REQUESTED		FUTURE YEARS	TOTAL PROJ COST
					FY 2015-16	FY 2016-17		
REVENUE BONDS	E	0	0	0	5,000	0	0	5,000
<b>TOTAL COST</b>		0	0	0	5,000	0	0	5,000

A. TOTAL SCOPE OF PROJECT:

This project will renovate restrooms in the Central Concourse, and install new restrooms and/or renovate existing restrooms in the International Arrivals Building (IAB) at Honolulu International Airport (HNL). Asbestos abatement may be necessary in the IAB.

B. IDENTIFICATION OF NEED AND EVALUATION OF EXISTING SOLUTION:

The ventilation system in the Central Concourse restrooms need to be replaced. The restrooms were last renovated about 20 years ago. Passengers usually use the restrooms as they deplane from the aircraft. However, international arriving passengers do not have access to restrooms until they get to the International Arrivals Building (IAB). The existing restrooms in the IAB are inadequate to accommodate the number of passengers needing to use the restrooms. Additional restrooms may be installed and/or existing restrooms may be expanded.

C. ALTERNATIVES CONSIDERED AND IMPACT IF PROJECT IS DEFERRED:

None - the restrooms in the Central Concourse and the lack of restrooms in the IAB will continue to be a source of complaints from passengers.

D. DISCUSS WHAT IMPROVEMENTS WILL TAKE PLACE, WHEN PROJECT COMPLETED (INCLUDING BENEFITS TO BE DERIVED AND/OR DEFICIENCIES THIS PROJECT INTENDS TO CORRECT):

The restrooms in the Central Concourse will be renovated, complete with a new ventilation system. International arriving passengers will have adequate restroom facilities to use.

E. IMPACT UPON FUTURE OPERATING REQUIREMENTS (SHOW INITIAL AND ONGOING FUNDING REQUIREMENTS BY COST ELEMENT, INCLUDING POSITION COUNT, MEANS OF FINANCING, FISCAL YEAR):

None. The restrooms, including any additional restrooms in the IAB if not expanding existing restrooms, will be maintained by existing staff. Existing restrooms are being renovated, so there should be no increase in energy costs. Energy costs for additional restrooms in the IAB, if not expanding existing restrooms, should be a minimal net increase. LED lighting should reduce energy costs and have a longer life cycle.

F. ADDITIONAL INFORMATION:

None.



SENATE DISTRICT	PRIORITY NUMBER	ISLAND	REP DISTRICT	PROJECT SCOPE	ITEM NUMBER	EXPENDING AGENCY
07	29	6 - LANAI	013	I - RENOVATION PROJECT		TRN

**PROJECT TITLE:**

LANAI AIRPORT, AIRPORT ROAD AND PARKING LOT IMPROVEMENTS, LANAI

**PROJECT DESCRIPTION:**

CONSTRUCTION FOR AIRPORT ROAD AND PARKING LOT IMPROVEMENTS AND OTHER RELATED IMPROVEMENTS.

**TOTAL ESTIMATED PROJECT COST (\$1,000'S):**

**PRIOR APPROPRIATIONS:**

SLH YR ACT	ITEM	TOTALS	PLANS	LAND ACQUISITION	DESIGN	CONSTRUCTION	EQUIPMENT
TOTAL		0	0	0	0	0	0

**APPROPRIATIONS:**

PART I: BY ELEMENTS	MOF	PRIOR YR	FY 2013-14	FY 2014-15	REQUESTED		FUTURE YEARS	TOTAL PROJ COST
					FY 2015-16	FY 2016-17		
PLANS	*	0	0	0	0	0	0	0
LAND ACQUISITION	*	0	0	0	0	0	0	0
DESIGN	*	0	0	0	0	0	0	0
CONSTRUCTION	*	0	0	0	0	1,500	0	1,500
EQUIPMENT	*	0	0	0	0	0	0	0
<b>TOTAL COST</b>		0	0	0	0	1,500	0	1,500

PART II: BY MEANS OF FINANCE	MOF	PRIOR YR	FY 2013-14	FY 2014-15	REQUESTED		FUTURE YEARS	TOTAL PROJ COST
					FY 2015-16	FY 2016-17		
REVENUE BONDS	E	0	0	0	0	1,500	0	1,500
<b>TOTAL COST</b>		0	0	0	0	1,500	0	1,500

**A. TOTAL SCOPE OF PROJECT:**

This project will provide for the repaving of the existing airport roadway and parking lot at Lanai Airport. Work to include replacement of roadway signage, pavement markings and other related improvements.

**B. IDENTIFICATION OF NEED AND EVALUATION OF EXISTING SOLUTION:**

The existing roadway and parking lot has deteriorated over the years and it no longer is economically feasible to continue to maintain the pavement in this condition. The roadway and parking lot striping will be replaced for better visibility.

**C. ALTERNATIVES CONSIDERED AND IMPACT IF PROJECT IS DEFERRED:**

Continue to patch failed areas manually.

**D. DISCUSS WHAT IMPROVEMENTS WILL TAKE PLACE, WHEN PROJECT COMPLETED (INCLUDING BENEFITS TO BE DERIVED AND/OR DEFICIENCIES THIS PROJECT INTENDS TO CORRECT):**

Upon completion, Lanai Airport will have a fully functional airport roadway and parking lot servicing the entire population of Lanai and the general public.

**E. IMPACT UPON FUTURE OPERATING REQUIREMENTS (SHOW INITIAL AND ONGOING FUNDING REQUIREMENTS BY COST ELEMENT, INCLUDING POSITION COUNT, MEANS OF FINANCING, FISCAL YEAR):**

The newly paved roadway and parking lot will allow for easy access to and from the airport and will reduce maintenance costs since the new pavement will not require repairs for several years.

**F. ADDITIONAL INFORMATION:**

None.

# Table R

## Harbors Division

SENATE DISTRICT	PRIORITY NUMBER	ISLAND	REP DISTRICT	PROJECT SCOPE	ITEM NUMBER	EXPENDING AGENCY
00	01	0 - STATEWIDE	000	N - NEW PROJECT		TRN

**PROJECT TITLE:**

NDWP HARBORS DIVISION CAPITAL IMPROVEMENT PROGRAM STAFF COSTS, STATEWIDE

**PROJECT DESCRIPTION:**

PLANS FOR COSTS RELATED TO WAGES AND FRINGES FOR PERMANENT HARBOR MODERNIZATION PLAN PROJECT FUNDED STAFF POSITIONS FOR THE IMPLEMENTATION OF NEW DAY WORK PROJECTS CAPITAL IMPROVEMENT PROGRAM PROJECTS FOR THE DEPARTMENT OF TRANSPORTATION'S HARBORS DIVISION. PROJECTS MAY ALSO INCLUDE FUNDS FOR NON PERMANENT CAPITAL IMPROVEMENT PROGRAM RELATED POSITIONS.

**TOTAL ESTIMATED PROJECT COST (\$1,000'S):**

**PRIOR APPROPRIATIONS:**

SLH		ITEM	TOTALS	PLANS	LAND ACQUISITION	DESIGN	CONSTRUCTION	EQUIPMENT
YR	ACT							
08	158	C-56.02	1,735	1,735	0	0	0	0
09	162	C-67	786	786	0	0	0	0
10	180	C-67	840	840	0	0	0	0
11	164	C-32	1,735	1,735	0	0	0	0
12	106	C-32	1,735	1,735	0	0	0	0
13	134	C-36	1,735	1,735	0	0	0	0
14	122	C-36	1,735	1,735	0	0	0	0
TOTAL			10,301	10,301	0	0	0	0

**APPROPRIATIONS:**

PART I: BY ELEMENTS	MOF	PRIOR YR	FY 2013-14	FY 2014-15	REQUESTED		FUTURE YEARS	TOTAL PROJ COST
					FY 2015-16	FY 2016-17		
PLANS	*	6,831	1,735	1,735	1,735	1,735	0	13,771
LAND ACQUISITION	*	0	0	0	0	0	0	0
DESIGN	*	0	0	0	0	0	0	0
CONSTRUCTION	*	0	0	0	0	0	0	0
EQUIPMENT	*	0	0	0	0	0	0	0
TOTAL COST		6,831	1,735	1,735	1,735	1,735	0	13,771

PART II: BY MEANS OF FINANCE	MOF	PRIOR YR	FY 2013-14	FY 2014-15	REQUESTED		FUTURE YEARS	TOTAL PROJ COST
					FY 2015-16	FY 2016-17		
REVENUE BONDS	E	6,831	1,735	1,735	1,735	1,735	0	13,771
TOTAL COST		6,831	1,735	1,735	1,735	1,735	0	13,771

A. TOTAL SCOPE OF PROJECT:

This project consists of funding the basic salary and fringes for New Day Work Projects "NDWP" funded staff personnel involved in the management and administration of the implementation of the NDWP projects.

B. IDENTIFICATION OF NEED AND EVALUATION OF EXISTING SOLUTION:

The funding of these permanent and non permanent positions is necessary for the implementation of the Harbors Division capital improvement program projects. Additional staffing is necessary to alleviate increased workload due to the implementation of the NDWP.

C. ALTERNATIVES CONSIDERED AND IMPACT IF PROJECT IS DEFERRED:

Hiring of Consultants to manage other consultants was considered. However, it was deemed that additional staff would be preferred due to funding and other concerns. If this appropriation is deferred, there will be limited existing NDWP personnel to adequately manage the plethora of projects being generated by the NDWP.

D. DISCUSS WHAT IMPROVEMENTS WILL TAKE PLACE, WHEN PROJECT COMPLETED (INCLUDING BENEFITS TO BE DERIVED AND/OR DEFICIENCIES THIS PROJECT INTENDS TO CORRECT):

Harbors Division capital improvements are necessary for the Statewide Harbor System to respond to growth and new developments in the maritime industry. Due to the needs of a rapidly growing industry surpassing harbor improvements, the NDWP will be implemented. Since the majority of goods consumed in the State are imported via waterborne transportation, it is imperative that the harbor system be able to efficiently accommodate these imports.

E. IMPACT UPON FUTURE OPERATING REQUIREMENTS (SHOW INITIAL AND ONGOING FUNDING REQUIREMENTS BY COST ELEMENT, INCLUDING POSITION COUNT, MEANS OF FINANCING, FISCAL YEAR):

There are no additional operating and maintenance costs associated with this project.

F. ADDITIONAL INFORMATION:

This is a NDWP.

SENATE DISTRICT	PRIORITY NUMBER	ISLAND	REP DISTRICT	PROJECT SCOPE	ITEM NUMBER	EXPENDING AGENCY
15	02	1 - OAHU	029	N - NEW PROJECT		TRN

PROJECT TITLE:

NDWP-KAPALAMA MILITARY RESERVATION IMPROVEMENTS, HONOLULU HARBOR, OAHU

PROJECT DESCRIPTION:

PLANS, DESIGN AND CONSTRUCTION FOR THE DEVELOPMENT OF A NEW CONTAINER TERMINAL FACILITY AND OTHER RELATED IMPROVEMENTS. THIS IS A NEW DAY WORK PROJECT.

TOTAL ESTIMATED PROJECT COST (\$1,000'S):

PRIOR APPROPRIATIONS:

SLH YR	ACT	ITEM	TOTALS	PLANS	LAND ACQUISITION	DESIGN	CONSTRUCTION	EQUIPMENT
08	158	C-38.01	29,900	0	0	26,900	3,000	0
09	162	C-49	24,800	0	0	23,600	1,200	0
10	180	C-49	105,400	0	0	0	105,400	0
12	106	C-29.06	50,000	0	0	2,000	48,000	0
13	134	C-31	250,000	500	0	1,500	248,000	0
TOTAL			460,100	500	0	54,000	405,600	0

APPROPRIATIONS:

PART I: BY ELEMENTS	MOF	PRIOR YR	FY 2013-14	FY 2014-15	REQUESTED		FUTURE YEARS	TOTAL PROJ COST
					FY 2015-16	FY 2016-17		
PLANS	*	0	500	0	500	0	0	1,000
LAND ACQUISITION	*	0	0	0	0	0	0	0
DESIGN	*	52,500	1,500	0	1,500	0	0	55,500
CONSTRUCTION	*	157,600	248,000	0	248,000	0	0	653,600
EQUIPMENT	*	0	0	0	0	0	0	0
TOTAL COST		210,100	250,000	0	250,000	0	0	710,100

PART II: BY MEANS OF FINANCE	MOF	PRIOR YR	FY 2013-14	FY 2014-15	REQUESTED		FUTURE YEARS	TOTAL PROJ COST
					FY 2015-16	FY 2016-17		
REVENUE BONDS	E	210,100	250,000	0	250,000	0	0	710,100
TOTAL COST		210,100	250,000	0	250,000	0	0	710,100



A. TOTAL SCOPE OF PROJECT:

This New Day Work Project includes the design of the new Kapalama Container Terminal "KCT" and continued site improvements to other related areas within Honolulu Harbor.

B. IDENTIFICATION OF NEED AND EVALUATION OF EXISTING SOLUTION:

The Oahu Commercial Harbors 2020 Master Plan has identified the former Kapalama Military Reservation area as the location for a new container terminal facility. The long-term growth of the State economy is expected to generate growth in container volumes requiring additional acreage for container handling over and beyond the acreage at the existing Sand Island and Fort Armstrong container terminals. These terminals are already processing containers at rates that are higher than the industry average and will be expected to continue to do so until additional land area is made available. This project will enable design and initial construction of the long-term development of a KCT and allow portions of the Kapalama area including adjacent cargo areas to be incrementally improved and used for cargo operations as the needs arise to effectuate the development of the new container facility.

C. ALTERNATIVES CONSIDERED AND IMPACT IF PROJECT IS DEFERRED:

Due to the limited availability of maritime lands, the Kapalama area and the Sand Island Expansion area are the only areas presently available for the development of additional container handling facilities. The deferral of this project could delay the implementation of the timely expansion of Honolulu Harbor container handling facilities resulting in congestion and inefficiencies in container handling, delays and higher costs for transportation businesses, wholesalers, retailers and consumers throughout the State of Hawaii.

D. DISCUSS WHAT IMPROVEMENTS WILL TAKE PLACE, WHEN PROJECT COMPLETED (INCLUDING BENEFITS TO BE DERIVED AND/OR DEFICIENCIES THIS PROJECT INTENDS TO CORRECT):

This project will provide for the design and construction of necessary facilities before a new container terminal at Kapalama can be completed for the expanding maritime activities in Honolulu Harbor. This project will provide short-term improvements to the KCT and other affected areas for maritime users in need of immediate expansion/relocation areas.

E. IMPACT UPON FUTURE OPERATING REQUIREMENTS (SHOW INITIAL AND ONGOING FUNDING REQUIREMENTS BY COST ELEMENT, INCLUDING POSITION COUNT, MEANS OF FINANCING, FISCAL YEAR):

There are no significant additional operating and maintenance costs associated with the planning portion of this project. Over the long-term, the full completion of a new container terminal will likely require an increase in the operating and maintenance budget, however, its magnitude is unknown at this time.

F. ADDITIONAL INFORMATION:

This a New Day Work Project. Funding in this year's budget will continue the design and construction efforts for specific areas related to the project including, but not limited to, the construction of the container terminal, container yard, gates, buildings and road improvements; and other related improvements within Honolulu Harbor.

SENATE DISTRICT	PRIORITY NUMBER	ISLAND	REP DISTRICT	PROJECT SCOPE	ITEM NUMBER	EXPENDING AGENCY
21	03	1 - OAHU	043	O - OTHER	32	TRN

**PROJECT TITLE:**  
 FUEL PIER FACILITY IMPROVEMENTS, KALAELOA BARBERS POINT HARBOR, OAHU

**PROJECT DESCRIPTION:**  
 PLANS, DESIGN AND CONSTRUCTION FOR A NEW FUEL PIER FACILITY AND OTHER RELATED IMPROVEMENTS.

**TOTAL ESTIMATED PROJECT COST (\$1,000'S):**

PRIOR APPROPRIATIONS:

SLH YR	ACT	ITEM	TOTALS	PLANS	LAND ACQUISITION	DESIGN	CONSTRUCTION	EQUIPMENT
08	158	C-38.04	6,300	0	0	6,300	0	0
12	106	C-29.07	2,000	500	0	1,500	0	0
13	134	C-32	1,000	1,000	0	0	0	0
14	122	C-32	2,000	0	0	2,000	0	0
TOTAL			11,300	1,500	0	9,800	0	0

APPROPRIATIONS:

PART I: BY ELEMENTS	MOF	PRIOR YR	FY 2013-14	FY 2014-15	REQUESTED		FUTURE YEARS	TOTAL PROJ COST
					FY 2015-16	FY 2016-17		
PLANS	*	500	1,000	0	1,000	0	0	2,500
LAND ACQUISITION	*	0	0	0	0	0	0	0
DESIGN	*	7,800	0	2,000	3,000	0	0	12,800
CONSTRUCTION	*	0	0	0	0	50,000	0	50,000
EQUIPMENT	*	0	0	0	0	0	0	0
TOTAL COST		8,300	1,000	2,000	4,000	50,000	0	65,300

PART II: BY MEANS OF FINANCE	MOF	PRIOR YR	FY 2013-14	FY 2014-15	REQUESTED		FUTURE YEARS	TOTAL PROJ COST
					FY 2015-16	FY 2016-17		
REVENUE BONDS	E	8,300	1,000	2,000	4,000	50,000	0	65,300
TOTAL COST		8,300	1,000	2,000	4,000	50,000	0	65,300

A. TOTAL SCOPE OF PROJECT:

This project will include the planning, design and construction of a new fuel berth facility and all its associated improvements necessary to ensure the fuel berth facility is constructed at Kalaeloa Barbers Point Harbor, as recommended in the Kalaeloa Barbers Point Harbor 2040 Master Plan, including all necessary environmental permitting including, but not limited to NPDES, CZM, U.S. Army Corps of Engineers, and DOH water quality permits. This project will also provide supplemental planning efforts which would include, but not be limited to feasibility studies, environmental compliance, public/private outreach, and a cost-sharing partnership with the U.S. Army Corps of Engineers.

B. IDENTIFICATION OF NEED AND EVALUATION OF EXISTING SOLUTION:

The Kalaeloa Barbers Point Harbor 2040 Master Plan and the Oahu Commercial Harbors 2020 Master Plan, identified the need to have a dedicated fuel berth at Piers 3 & 4. Currently, a ship repair facility operates there. Relocation of the ship repair facility will need to occur before the development of a new fuel berth facility can start. Furthermore, there is an increase in demand for developing required facilities and infrastructure to accommodate existing and future fuel operations. Importing of new fuel sources coupled with more stringent federal regulations for new fuel vessels will require additional berthing, deeper draft requirements, and related site improvements.

C. ALTERNATIVES CONSIDERED AND IMPACT IF PROJECT IS DEFERRED:

If the project is deferred, operational inefficiencies and safety issues with respect to loading, unloading, and distribution of fuel to refineries and consumers will continue and there will be growing conflicts with neighboring harbor stakeholders.

D. DISCUSS WHAT IMPROVEMENTS WILL TAKE PLACE, WHEN PROJECT COMPLETED (INCLUDING BENEFITS TO BE DERIVED AND/OR DEFICIENCIES THIS PROJECT INTENDS TO CORRECT):

The planning, design and construction of fuel berths will accommodate the loading/unloading of fuel barges and fuel tankers in a more efficient and safer manner.

E. IMPACT UPON FUTURE OPERATING REQUIREMENTS (SHOW INITIAL AND ONGOING FUNDING REQUIREMENTS BY COST ELEMENT, INCLUDING POSITION COUNT, MEANS OF FINANCING, FISCAL YEAR):

There should be no significant operating or maintenance cost associated with this project.

F. ADDITIONAL INFORMATION:

This was formerly referred to as a Harbor Modernization Plan Project; however, due to funding limitations, the previously appropriated money could not be allotted. Recent developments in the fuel industry have reinvigorated the need to have a dedicated fuel facility that is effective, efficient, and safe for the loading, unloading, and distribution of existing and/or alternative types of fuel at Kalaeloa Barbers Point Harbor, Oahu.

SENATE DISTRICT	PRIORITY NUMBER	ISLAND	REP DISTRICT	PROJECT SCOPE	ITEM NUMBER	EXPENDING AGENCY
00	04	0 - STATEWIDE	000	O - OTHER		TRN

**PROJECT TITLE:**  
 COMMERCIAL HARBOR FACILITY IMPROVEMENTS, STATEWIDE

**PROJECT DESCRIPTION:**  
 PLANS, DESIGN, AND CONSTRUCTION OF SHORE-SIDE AND WATER IMPROVEMENTS FOR COMMERCIAL HARBOR FACILITIES, STATEWIDE.

**TOTAL ESTIMATED PROJECT COST (\$1,000'S):**

PRIOR APPROPRIATIONS:

SLH YR	ACT	ITEM	TOTALS	PLANS	LAND ACQUISITION	DESIGN	CONSTRUCTION	EQUIPMENT
12	106	C-41.02	5,000	250	0	500	4,250	0
13	134	C-39	5,000	250	0	500	4,250	0
14	122	C-39	5,000	250	0	500	4,250	0
TOTAL			15,000	750	0	1,500	12,750	0

APPROPRIATIONS:

PART I: BY ELEMENTS	MOF	PRIOR YR	FY 2013-14	FY 2014-15	REQUESTED		FUTURE YEARS	TOTAL PROJ COST	
					FY 2015-16	FY 2016-17			
PLANS	*	250	250	250	425	425	0	1,600	
LAND ACQUISITION	*	0	0	0	0	0	0	0	
DESIGN	*	500	500	500	850	850	0	3,200	
CONSTRUCTION	*	4,250	4,250	4,250	7,225	7,225	0	27,200	
EQUIPMENT	*	0	0	0	0	0	0	0	
TOTAL COST			5,000	5,000	5,000	8,500	8,500	0	32,000

PART II: BY MEANS OF FINANCE	MOF	PRIOR YR	FY 2013-14	FY 2014-15	REQUESTED		FUTURE YEARS	TOTAL PROJ COST	
					FY 2015-16	FY 2016-17			
SPECIAL FUND	B	5,000	5,000	5,000	0	0	0	15,000	
REVENUE BONDS	E	0	0	0	8,500	8,500	0	17,000	
TOTAL COST			5,000	5,000	5,000	8,500	8,500	0	32,000

A. TOTAL SCOPE OF PROJECT:

Planning, design, and construction of miscellaneous commercial harbor facility improvements that increases operational efficiencies and improves safety for all harbor stakeholders.

B. IDENTIFICATION OF NEED AND EVALUATION OF EXISTING SOLUTION:

There is a continual need to improve the safe and efficient use of the State's commercial harbor resources and to address unanticipated events that may compromise such. Examples of unanticipated events include, but are not limited to: 1) Larger/newer vessels that pull out bollards and/or damage existing fender systems that were not originally designed to withstand the loads imposed by such vessels; 2) Larger/newer cargo-handling equipment that damage existing pavement that was not originally designed to withstand the loads imposed by such equipment; 3) New operations/methodologies that render existing facilities/resources inadequate for such; and 4) Evolving/More stringent sustainable energy initiatives and/or environmental regulations.

C. ALTERNATIVES CONSIDERED AND IMPACT IF PROJECT IS DEFERRED:

If deferred, DOT-HAR would be unable to address safety and operational efficiency issues in a timely manner.

D. DISCUSS WHAT IMPROVEMENTS WILL TAKE PLACE, WHEN PROJECT COMPLETED (INCLUDING BENEFITS TO BE DERIVED AND/OR DEFICIENCIES THIS PROJECT INTENDS TO CORRECT):

Improvements would include, but not be limited to higher load-capacity bollard systems, durable fender systems, high-strength pavement systems, roadways, other associated infrastructure, and/or water-side improvements such as dredging. Such improvements would ensure the safe and efficient use of the State's commercial harbor facilities which would benefit all stakeholders including, but not limited to cruise lines, shipping companies, stevedores, passengers, and tenants. Improvements provided by this project will assure continued efficient and safe utilization of the harbor facilities and deter work stoppages or lawsuits against the State for providing inadequate facilities in a timely manner.

E. IMPACT UPON FUTURE OPERATING REQUIREMENTS (SHOW INITIAL AND ONGOING FUNDING REQUIREMENTS BY COST ELEMENT, INCLUDING POSITION COUNT, MEANS OF FINANCING, FISCAL YEAR):

There will be no significant additional operating or maintenance costs associated with this project.

F. ADDITIONAL INFORMATION:

Typically, by nature of the appropriation, specific projects are those that are unanticipated during the respective fiscal year of each fiscal biennium.

SENATE DISTRICT	PRIORITY NUMBER	ISLAND	REP DISTRICT	PROJECT SCOPE	ITEM NUMBER	EXPENDING AGENCY
04	05	2 - MAUI	009	N - NEW PROJECT	31.01	TRN

**PROJECT TITLE:**

NDWP-KAHULUI HARBOR LAND ACQUISITION AND IMPROVEMENTS, MAUI

**PROJECT DESCRIPTION:**

LAND ACQUISITION AND DESIGN FOR IMPROVEMENTS OF THE ACQUIRED LAND INCLUDING DEMOLITION OF EXISTING STRUCTURES, PAVING, UTILITIES, LANDSCAPING, FENCING, AND OTHER RELATED SITEWORK IMPROVEMENTS.

**TOTAL ESTIMATED PROJECT COST (\$1,000'S):**

**PRIOR APPROPRIATIONS:**

SLH YR	ACT	ITEM	TOTALS	PLANS	LAND ACQUISITION	DESIGN	CONSTRUCTION	EQUIPMENT
08	158	C-47.01	17,000	0	15,000	2,000	0	0
09	162	C-56	33,000	0	0	0	33,000	0
12	106	C-31.01	17,000	0	15,000	2,000	0	0
TOTAL			67,000	0	30,000	4,000	33,000	0

**APPROPRIATIONS:**

PART I: BY ELEMENTS	MOF	PRIOR YR	FY 2013-14	FY 2014-15	REQUESTED		FUTURE YEARS	TOTAL PROJ COST
					FY 2015-16	FY 2016-17		
PLANS	*	0	0	0	0	0	0	0
LAND ACQUISITION	*	30,000	0	0	15,000	0	0	45,000
DESIGN	*	4,000	0	0	2,000	0	0	6,000
CONSTRUCTION	*	33,000	0	0	0	0	0	33,000
EQUIPMENT	*	0	0	0	0	0	0	0
TOTAL COST		67,000	0	0	17,000	0	0	84,000

PART II: BY MEANS OF FINANCE	MOF	PRIOR YR	FY 2013-14	FY 2014-15	REQUESTED		FUTURE YEARS	TOTAL PROJ COST
					FY 2015-16	FY 2016-17		
REVENUE BONDS	E	67,000	0	0	17,000	0	0	84,000
TOTAL COST		67,000	0	0	17,000	0	0	84,000

A. TOTAL SCOPE OF PROJECT:

This New Day Work Project involves acquisition of additional non-State-owned property surrounding the Kahului Harbor area for development into additional cargo area for commercial harbor operations. Subsequent to acquisition, this project will design and construct additional needed harbor facilities within the newly-acquired areas. Site improvements will include and not be limited to demolition of existing structures, paving, utilities, landscaping, and fencing.

B. IDENTIFICATION OF NEED AND EVALUATION OF EXISTING SOLUTION:

As a part of the New Day Work Projects, this project will address the need for additional cargo space at Kahului Harbor.

C. ALTERNATIVES CONSIDERED AND IMPACT IF PROJECT IS DEFERRED:

If the project is deferred, no additional harbor operational lands will be incorporated and design for subsequent improvements will be delayed and will consequently delay the development of additional cargo space for Kahului Harbor.

D. DISCUSS WHAT IMPROVEMENTS WILL TAKE PLACE, WHEN PROJECT COMPLETED (INCLUDING BENEFITS TO BE DERIVED AND/OR DEFICIENCIES THIS PROJECT INTENDS TO CORRECT):

Additional lands will be acquired and design work that will address all aspects of developing the acquired land into a functional cargo operations area will occur.

E. IMPACT UPON FUTURE OPERATING REQUIREMENTS (SHOW INITIAL AND ONGOING FUNDING REQUIREMENTS BY COST ELEMENT, INCLUDING POSITION COUNT, MEANS OF FINANCING, FISCAL YEAR):

There should be no significant additional operating or maintenance cost associated with this project.

F. ADDITIONAL INFORMATION:

This is a New Day Work Project.

SENATE DISTRICT	PRIORITY NUMBER	ISLAND	REP DISTRICT	PROJECT SCOPE	ITEM NUMBER	EXPENDING AGENCY
05	06	2 - MAUI	009	N - NEW PROJECT		TRN

**PROJECT TITLE:**  
 KAHULUI HARBOR IMPROVEMENTS, MAUI

**PROJECT DESCRIPTION:**  
 PLANS, DESIGN, AND CONSTRUCTION OF CAPITAL IMPROVEMENTS THAT WILL PROVIDE FOR SAFER AND MORE EFFICIENT USE OF OPERATIONAL AREAS AT KAHULUI HARBOR, MAUI.

**TOTAL ESTIMATED PROJECT COST (\$1,000'S):**

PRIOR APPROPRIATIONS:

SLH YR	ACT	ITEM	TOTALS	PLANS	LAND ACQUISITION	DESIGN	CONSTRUCTION	EQUIPMENT
13	134	C-35	5,000	250	0	750	4,000	0
14	122	C-35	1,000	0	0	0	1,000	0
TOTAL			6,000	250	0	750	5,000	0

APPROPRIATIONS:

PART I: BY ELEMENTS	MOF	PRIOR YR	FY 2013-14	FY 2014-15	REQUESTED		FUTURE YEARS	TOTAL PROJ COST	
					FY 2015-16	FY 2016-17			
PLANS	*	0	250	0	525	525	0	1,300	
LAND ACQUISITION	*	0	0	0	0	0	0	0	
DESIGN	*	0	750	0	1,575	1,575	0	3,900	
CONSTRUCTION	*	0	4,000	1,000	8,400	8,400	0	21,800	
EQUIPMENT	*	0	0	0	0	0	0	0	
TOTAL COST			0	5,000	1,000	10,500	10,500	0	27,000

PART II: BY MEANS OF FINANCE	MOF	PRIOR YR	FY 2013-14	FY 2014-15	REQUESTED		FUTURE YEARS	TOTAL PROJ COST	
					FY 2015-16	FY 2016-17			
REVENUE BONDS	E	0	5,000	1,000	10,500	10,500	0	27,000	
TOTAL COST			0	5,000	1,000	10,500	10,500	0	27,000



A. TOTAL SCOPE OF PROJECT:

Implement capital improvements to increase safety and improve operational efficiencies at Kahului Harbor including, but not limited to strengthening cargo yard area pavement systems; strengthening pier structural systems; adaptive re-use of existing buildings and associated areas; and maximize existing operational areas for new uses.

B. IDENTIFICATION OF NEED AND EVALUATION OF EXISTING SOLUTION:

Kahului Harbor is Maui's only commercial harbor and is the third busiest harbor in the state. This harbor is frequently constrained in its operations due to limited land capacity causing multiple harbor users to work in close proximity to one another. These conditions are anticipated to worsen by 2035. To accommodate the anticipated growth of mixed uses, such as cargo operations, container and automobile storage, passenger operations, fuel operations and bulk cement operations, there is an ongoing need to maximize the effectiveness and efficiency of operating areas.

C. ALTERNATIVES CONSIDERED AND IMPACT IF PROJECT IS DEFERRED:

A do-nothing alternative was considered and was deemed unacceptable. If authorization of this appropriation is deferred, then the inefficient operational conditions will persist and only be exacerbated by anticipated increases in cargo and/or passenger industry throughput volumes.

D. DISCUSS WHAT IMPROVEMENTS WILL TAKE PLACE, WHEN PROJECT COMPLETED (INCLUDING BENEFITS TO BE DERIVED AND/OR DEFICIENCIES THIS PROJECT INTENDS TO CORRECT):

Strengthened/reconstructed pavement and/or pier structures; maximized operational areas that are currently limited by physical hindrances; and improvements that are ancillary to adaptive re-use of existing buildings or newly created operational areas. The major benefits that would be derived from the aforementioned improvements would be safer and more efficient uses of existing operational areas which will result in increased cargo throughput, correlating to decreased operational costs; resulting in decreased costs to consumers.

E. IMPACT UPON FUTURE OPERATING REQUIREMENTS (SHOW INITIAL AND ONGOING FUNDING REQUIREMENTS BY COST ELEMENT, INCLUDING POSITION COUNT, MEANS OF FINANCING, FISCAL YEAR):

No additional operating requirements are anticipated.

F. ADDITIONAL INFORMATION:

SENATE DISTRICT	PRIORITY NUMBER	ISLAND	REP DISTRICT	PROJECT SCOPE	ITEM NUMBER	EXPENDING AGENCY
01	07	3 - HAWAII	002	N - NEW PROJECT		TRN

**PROJECT TITLE:**  
 HILO HARBOR MODIFICATIONS, HAWAII

**PROJECT DESCRIPTION:**  
 PLANS TO MODIFY THE TURNING BASIN, ENTRANCE CHANNEL, AND OTHER PHYSICAL FEATURES TO IMPROVE NAVIGATIONAL SAFETY AND OPERATIONAL EFFICIENCIES AT HILO HARBOR, HAWAII.

**TOTAL ESTIMATED PROJECT COST (\$1,000'S):**

PRIOR APPROPRIATIONS:

SLH	YR	ACT	ITEM	TOTALS	PLANS	LAND ACQUISITION	DESIGN	CONSTRUCTION	EQUIPMENT
05	178		C47	700	700	0	0	0	0
07	213		C40	700	700	0	0	0	0
13	134		C-34	925	925	0	0	0	0
14	122		C-34	500	500	0	0	0	0
TOTAL				2,825	2,825	0	0	0	0

APPROPRIATIONS:

PART I: BY ELEMENTS	MOF	PRIOR YR	FY 2013-14	FY 2014-15	REQUESTED		FUTURE YEARS	TOTAL PROJ COST
					FY 2015-16	FY 2016-17		
PLANS	*	1,400	925	500	925	500	0	4,250
LAND ACQUISITION	*	0	0	0	0	0	0	0
DESIGN	*	0	0	0	0	0	0	0
CONSTRUCTION	*	0	0	0	0	0	0	0
EQUIPMENT	*	0	0	0	0	0	0	0
TOTAL COST		1,400	925	500	925	500	0	4,250

PART II: BY MEANS OF FINANCE	MOF	PRIOR YR	FY 2013-14	FY 2014-15	REQUESTED		FUTURE YEARS	TOTAL PROJ COST
					FY 2015-16	FY 2016-17		
SPECIAL FUND	B	1,400	925	500	925	500	0	4,250
TOTAL COST		1,400	925	500	925	500	0	4,250

A. TOTAL SCOPE OF PROJECT:

This project will study the feasibility of improving navigational features at Hilo Harbor to address safety and operational efficiency issues including, but not limited to delays to the transport of cargo into and out of the harbor during excessive surge events and limited turn-around space within the irregularly-sized turning basin. Should the feasibility study prove worthy of federal interest, various stages of design and construction are anticipated to be cost-shared with the U.S. Army Corps of Engineers (USACE) based on a tiered cost-share structure. The feasibility study, if federal funds are appropriated, will be 50% cost-shared.

B. IDENTIFICATION OF NEED AND EVALUATION OF EXISTING SOLUTION:

The Corps of Engineers is planning to proceed with feasibility studies to determine federal interest in improving navigational features at Hilo Harbor. With modern container and cruise vessels increasing in size and draft, studies are necessary to determine the feasibility of modifying existing navigational features to provide safe and efficient passage for vessels using this port. These studies will determine federal feasibility and participation in any modification project.

C. ALTERNATIVES CONSIDERED AND IMPACT IF PROJECT IS DEFERRED:

If this project is deferred, the present navigational configuration will remain for the foreseeable future. Certain vessels may choose to bypass this harbor rather than risk accidents that could result in expensive repairs or environmental damage.

D. DISCUSS WHAT IMPROVEMENTS WILL TAKE PLACE, WHEN PROJECT COMPLETED (INCLUDING BENEFITS TO BE DERIVED AND/OR DEFICIENCIES THIS PROJECT INTENDS TO CORRECT):

Should feasibility studies prove to be successful, then turning basin and channel modifications would be implemented as well as other appropriate improvements. It is expected that such improvements would have a positive impact to the economy of the State.

E. IMPACT UPON FUTURE OPERATING REQUIREMENTS (SHOW INITIAL AND ONGOING FUNDING REQUIREMENTS BY COST ELEMENT, INCLUDING POSITION COUNT, MEANS OF FINANCING, FISCAL YEAR):

There should be no additional State funded operating or maintenance costs associated with this project. Should the improvements to navigational features be deemed feasible by the federal government and are implemented, operating efficiencies will be realized by the State and harbor users; thus, operating requirements will be lessened.

F. ADDITIONAL INFORMATION:

A request to initiate a project at Hilo Harbor has already been processed to the Army Corps of Engineers. This funding is required to show the Corps of Engineers that the local match is available for use should federal funds be appropriated. If approved, USACE will conduct the study and the state will reimburse the USACE for its cost-share.

SENATE DISTRICT	PRIORITY NUMBER	ISLAND	REP DISTRICT	PROJECT SCOPE	ITEM NUMBER	EXPENDING AGENCY
00	08	0 - STATEWIDE	000	O - OTHER		TRN

PROJECT TITLE:

SECURITY IMPROVEMENTS AT COMMERCIAL HARBORS, STATEWIDE

PROJECT DESCRIPTION:

PLANS, DESIGN AND CONSTRUCTION FOR SECURITY SYSTEM IMPROVEMENTS AT COMMERCIAL HARBOR FACILITIES, STATEWIDE.

TOTAL ESTIMATED PROJECT COST (\$1,000'S):

PRIOR APPROPRIATIONS:

SLH	YR	ACT	ITEM	TOTALS	PLANS	LAND ACQUISITION	DESIGN	CONSTRUCTION	EQUIPMENT
03	200		C-35	4,250	500	0	1,000	2,750	0
05	178		C-65	4,000	0	0	250	3,750	0
08	158		C-56.04	851	0	0	100	751	0
09	162		C-64	6,000	0	0	0	6,000	0
10	180		C-64	4,500	0	0	0	4,500	0
11	164		C-38	5,004	2	0	2	5,000	0
13	134		C-43	2,500	300	0	850	1,350	0
14	122		C-43	2,500	300	0	850	1,350	0
TOTAL				29,605	1,102	0	3,052	25,451	0

APPROPRIATIONS:

PART I: BY ELEMENTS	MOF	PRIOR YR	FY 2013-14	FY 2014-15	REQUESTED		FUTURE YEARS	TOTAL PROJ COST
					FY 2015-16	FY 2016-17		
PLANS	*	502	300	300	50	50	0	1,202
LAND ACQUISITION	*	0	0	0	0	0	0	0
DESIGN	*	1,352	850	850	150	150	0	3,352
CONSTRUCTION	*	22,751	1,350	1,350	300	300	0	26,051
EQUIPMENT	*	0	0	0	0	0	0	0
TOTAL COST		24,605	2,500	2,500	500	500	0	30,605

PART II: BY MEANS OF FINANCE	MOF	PRIOR YR	FY 2013-14	FY 2014-15	REQUESTED		FUTURE YEARS	TOTAL PROJ COST
					FY 2015-16	FY 2016-17		
SPECIAL FUND	B	9,102	500	500	500	500	0	11,102
FEDERAL FUNDS	N	15,503	0	0	0	0	0	15,503
OTHER FEDERAL FUNDS	P	0	2,000	2,000	0	0	0	4,000
<b>TOTAL COST</b>		<b>24,605</b>	<b>2,500</b>	<b>2,500</b>	<b>500</b>	<b>500</b>	<b>0</b>	<b>30,605</b>

A. TOTAL SCOPE OF PROJECT:

The Department of Homeland Security (DHS) offers Port Security Grants (PSGP) to States on a competitive basis that requires a 25% State and 75% federal match. Historically, the PSGP announces the requirements during the spring of each calendar year. The PSGP is managed by the Federal Emergency Management Administration (FEMA). The PSGP reviews and awards grants to fund projects based on the States efforts to 1) Enhancing Maritime Domain Awareness; 2) Enhancing Improvised Explosive Devices (IED), Chemical, Biological, Radiological and Nuclear Explosive prevention, protection, response and supporting recovery activities; 3) Port Resilience and Recovery Capabilities; 4) Training and Exercises, and 5) Equipment Associated with the Transportation Worker Identification Credential.

B. IDENTIFICATION OF NEED AND EVALUATION OF EXISTING SOLUTION:

The State prepares projects based on an industry-wide assessment of risks and priorities in accordance with updated national and local security requirements. Projects could include, but not be limited to security improvements such as fencing, gates, barricades, transportation worker identification credentialing id program, command information system program (surveillance systems), and other security related improvements at commercial harbor facilities, statewide.

C. ALTERNATIVES CONSIDERED AND IMPACT IF PROJECT IS DEFERRED:

Without the financial support of the PSGP, many of the security improvements being undertaken by the Harbors Division could not be implemented. For example, fencing projects supported by federal grants were mandated by the United States Coast Guard and/or the Department of Home Land Security, but not funded. The PSGP is the program that supports the State to enhance security to its vital infrastructure.

D. DISCUSS WHAT IMPROVEMENTS WILL TAKE PLACE, WHEN PROJECT COMPLETED (INCLUDING BENEFITS TO BE DERIVED AND/OR DEFICIENCIES THIS PROJECT INTENDS TO CORRECT):

Over the last three years, PSGP have been used to enhance security and meet the objectives of the grant by installing waterside surveillance systems; installation of interoperable radios that meet the 2013 federal interoperable narrow band mandate; begin the planning and installation of the statewide narrow band system; a wireless broadband system; and installation of back-up generators in case of emergencies. Further enhancements to improve access control points including security fences and gates; address gaps in the surveillance systems such as enhancing the video monitoring at critical areas; and the ability to detect underwater threats.

E. IMPACT UPON FUTURE OPERATING REQUIREMENTS (SHOW INITIAL AND ONGOING FUNDING REQUIREMENTS BY COST ELEMENT, INCLUDING POSITION COUNT, MEANS OF FINANCING, FISCAL YEAR):

There will be incremental additional operating or maintenance costs associated with the various projects to maintain gates, fences, surveillance systems, and other infrastructure for the continued operation and security of the ports.

F. ADDITIONAL INFORMATION:

Typically, by nature of the appropriation, specific projects are those that are unanticipated during the respective fiscal year of each fiscal biennium.

SENATE DISTRICT	PRIORITY NUMBER	ISLAND	REP DISTRICT	PROJECT SCOPE	ITEM NUMBER	EXPENDING AGENCY
00	09	0 - STATEWIDE	000	O - OTHER		TRN

PROJECT TITLE:  
 HARBOR PLANNING, STATEWIDE

PROJECT DESCRIPTION:  
 PLANS FOR CONTINUING HARBOR STUDIES, RESEARCH, AND ADVANCE PLANNING OF HARBOR AND TERMINAL FACILITIES ON ALL ISLANDS.

TOTAL ESTIMATED PROJECT COST (\$1,000'S):

PRIOR APPROPRIATIONS:

SLH		ITEM	TOTALS	PLANS	LAND ACQUISITION	DESIGN	CONSTRUCTION	EQUIPMENT
YR	ACT							
00	281	C-40	250	250	0	0	0	0
01	259	C-57	350	350	0	0	0	0
02	177	C-57	350	350	0	0	0	0
03	200	C-29	350	350	0	0	0	0
04	41	C-29	350	350	0	0	0	0
05	178	C-57	350	350	0	0	0	0
06	160	C-57	350	350	0	0	0	0
07	213	C-51	850	850	0	0	0	0
08	158	C-51	1,000	1,000	0	0	0	0
09	162	C-58	1,500	1,500	0	0	0	0
10	180	C-58	1,500	1,500	0	0	0	0
11	164	C-36	1,000	1,000	0	0	0	0
13	134	C-40	500	500	0	0	0	0
14	122	C-40	500	500	0	0	0	0
TOTAL			9,200	9,200	0	0	0	0

APPROPRIATIONS:

PART I: BY ELEMENTS	MOF	PRIOR YR	FY 2013-14	FY 2014-15	REQUESTED		FUTURE YEARS	TOTAL PROJ COST
					FY 2015-16	FY 2016-17		
PLANS	*	8,450	500	500	750	750	0	10,950
LAND ACQUISITION	*	0	0	0	0	0	0	0
DESIGN	*	0	0	0	0	0	0	0
CONSTRUCTION	*	0	0	0	0	0	0	0
EQUIPMENT	*	0	0	0	0	0	0	0
TOTAL COST		8,450	500	500	750	750	0	10,950

PART II: BY MEANS OF FINANCE	MOF	PRIOR YR	FY 2013-14	FY 2014-15	REQUESTED		FUTURE YEARS	TOTAL PROJ COST
					FY 2015-16	FY 2016-17		
SPECIAL FUND	B	8,450	500	500	750	750	0	10,950
TOTAL COST		8,450	500	500	750	750	0	10,950



A. TOTAL SCOPE OF PROJECT:

This project includes advance planning, studies (feasibility, environmental, economics, statistical), various research, federal grant writing administration, development services such as land surveying, and subdivision documentation in support of the State Department of Transportation - Harbors Division's commercial harbor system, statewide.

B. IDENTIFICATION OF NEED AND EVALUATION OF EXISTING SOLUTION:

Adequate and timely planning of harbor facilities is necessary to address changes in maritime-related technologies; changes in operational requirements; increased cargo volumes; changes in cargo-handling methodologies; the cruise industry growth; environmental mandates/regulations; and federal-funding opportunities. Commercial harbor requirements evolve over time and studies, research and advanced planning are required to keep pace with such change. It is anticipated that cargo forecasting; application of technologies for improved planning; cruise industry growth; updating of master plans; environmental review/coordination/documentation; and various development, economic, feasibility and technical plans and studies will be accomplished with this project, as well as exploring alternative funding opportunities such as federal grants and cost-sharing partnerships with the U.S. Army Corps of Engineers.

C. ALTERNATIVES CONSIDERED AND IMPACT IF PROJECT IS DEFERRED:

No alternatives were considered since without adequate advanced planning and studies, timely and effective harbor improvements would be difficult to achieve. Furthermore, inefficient and unsafe harbor operations and an inability to administer federal grant opportunities could result in greater costs for Hawaii consumers.

D. DISCUSS WHAT IMPROVEMENTS WILL TAKE PLACE, WHEN PROJECT COMPLETED (INCLUDING BENEFITS TO BE DERIVED AND/OR DEFICIENCIES THIS PROJECT INTENDS TO CORRECT):

The completion of planning studies, research and advance planning will enable the efficient and effective development and subsequent implementation of capital projects aimed to provide safer and more efficient commercial harbor operations and facilities, statewide. Improving the public involvement process will create greater support from the general public as our commercial harbors are a critical infrastructure to the State of Hawaii. Development plans will help to expedite the design and development of harbors properties to its fullest extent. Application of newer technologies to improve efficiencies in planning activities would also be accomplished. Federal grants, if awarded, would be beneficial to the financial bottom line of the Harbors Division.

E. IMPACT UPON FUTURE OPERATING REQUIREMENTS (SHOW INITIAL AND ONGOING FUNDING REQUIREMENTS BY COST ELEMENT, INCLUDING POSITION COUNT, MEANS OF FINANCING, FISCAL YEAR):

There are no additional operating or maintenance costs associated with this project.

F. ADDITIONAL INFORMATION:

Typically, by nature of the appropriation, specific projects are those that are unanticipated during the respective fiscal year of each fiscal biennium.

SENATE DISTRICT	PRIORITY NUMBER	ISLAND	REP DISTRICT	PROJECT SCOPE	ITEM NUMBER	EXPENDING AGENCY
00	10	0 - STATEWIDE	00	O - OTHER		TRN

PROJECT TITLE:  
 ARCHITECTURAL AND ENGINEERING SUPPORT, STATEWIDE

PROJECT DESCRIPTION:  
 PLANS AND DESIGN FOR CONSULTANT SERVICES FOR DEVELOPMENT OF COMMERCIAL HARBOR FACILITIES, STATEWIDE.

TOTAL ESTIMATED PROJECT COST (\$1,000'S):

PRIOR APPROPRIATIONS:

SLH YR	ACT	ITEM	TOTALS	PLANS	LAND ACQUISITION	DESIGN	CONSTRUCTION	EQUIPMENT
05	178	C-60	750	0	0	750	0	0
07	213	C-53	750	0	0	750	0	0
11	164	C-34	200	0	0	200	0	0
12	106	C-34	200	0	0	200	0	0
13	134	C-42	400	100	0	300	0	0
14	122	C-42	400	100	0	300	0	0
TOTAL			2,700	200	0	2,500	0	0

APPROPRIATIONS:

PART I: BY ELEMENTS	MOF	PRIOR YR	FY 2013-14	FY 2014-15	REQUESTED		FUTURE YEARS	TOTAL PROJ COST
					FY 2015-16	FY 2016-17		
PLANS	*	0	100	100	100	100	0	400
LAND ACQUISITION	*	0	0	0	0	0	0	0
DESIGN	*	1,900	300	300	300	300	0	3,100
CONSTRUCTION	*	0	0	0	0	0	0	0
EQUIPMENT	*	0	0	0	0	0	0	0
TOTAL COST			1,900	400	400	400	0	3,500

PART II: BY MEANS OF FINANCE	MOF	PRIOR YR	FY 2013-14	FY 2014-15	REQUESTED		FUTURE YEARS	TOTAL PROJ COST
					FY 2015-16	FY 2016-17		
SPECIAL FUND	B	1,900	400	400	400	400	0	3,500
TOTAL COST		1,900	400	400	400	400	0	3,500

A. TOTAL SCOPE OF PROJECT:

This project includes architectural and engineering services for conceptual and/or preliminary design purposes to ensure proper development of various cip projects, as well as support in-house design efforts for commercial harbor facilities, statewide.

B. IDENTIFICATION OF NEED AND EVALUATION OF EXISTING SOLUTION:

At times, certain projects are conceptualized and/or designed in-house by Harbors Division engineering personnel. As such, specialized consultant services are required to augment Harbors Division engineering personnel assigned to the projects. Consultants are hired as necessary to perform such services.

C. ALTERNATIVES CONSIDERED AND IMPACT IF PROJECT IS DEFERRED:

The hiring of additional permanent State personnel was considered to be infeasible since the need for additional help occurs on an irregular basis. Deferral of this item will result in the delay of certain commercial harbor facility improvements, statewide.

D. DISCUSS WHAT IMPROVEMENTS WILL TAKE PLACE, WHEN PROJECT COMPLETED (INCLUDING BENEFITS TO BE DERIVED AND/OR DEFICIENCIES THIS PROJECT INTENDS TO CORRECT):

This project will result in quicker, more efficient and cost-effective implementation of capital projects at harbor facilities, statewide.

E. IMPACT UPON FUTURE OPERATING REQUIREMENTS (SHOW INITIAL AND ONGOING FUNDING REQUIREMENTS BY COST ELEMENT, INCLUDING POSITION COUNT, MEANS OF FINANCING, FISCAL YEAR):

There are no additional operating and maintenance costs associated with this project.

F. ADDITIONAL INFORMATION:

Typically, by nature of the appropriation, specific projects are those that are unanticipated during the respective fiscal year of each fiscal biennium.

SENATE DISTRICT	PRIORITY NUMBER	ISLAND	REP DISTRICT	PROJECT SCOPE	ITEM NUMBER	EXPENDING AGENCY
00	11	0 - STATEWIDE	000	O - OTHER		TRN

**PROJECT TITLE:**  
 CONSTRUCTION MANAGEMENT SUPPORT, STATEWIDE

**PROJECT DESCRIPTION:**  
 CONSTRUCTION FOR CONSULTANT SERVICES FOR CONSTRUCTION PROJECTS AT HARBOR FACILITIES, STATEWIDE.

**TOTAL ESTIMATED PROJECT COST (\$1,000'S):**

PRIOR APPROPRIATIONS:

SLH	YR	ACT	ITEM	TOTALS	PLANS	LAND ACQUISITION	DESIGN	CONSTRUCTION	EQUIPMENT
01	259		C-63	700	0	0	0	700	0
03	200		C-34	1,000	0	0	0	1,000	0
05	178		C-63	1,000	0	0	0	1,000	0
07	213		C-56	1,000	0	0	0	1,000	0
09	162		C-63	1,000	0	0	0	1,000	0
11	164		C-33	1,500	0	0	0	1,500	0
13	134		C-41	1,000	0	0	0	1,000	0
12	122		C-41	1,000	0	0	0	1,000	0
TOTAL				8,200	0	0	0	8,200	0

APPROPRIATIONS:

PART I: BY ELEMENTS	MOF	PRIOR YR	FY 2013-14	FY 2014-15	REQUESTED		FUTURE YEARS	TOTAL PROJ COST	
					FY 2015-16	FY 2016-17			
PLANS	*	0	0	0	0	0	0	0	
LAND ACQUISITION	*	0	0	0	0	0	0	0	
DESIGN	*	0	0	0	0	0	0	0	
CONSTRUCTION	*	6,200	1,000	1,000	500	500	0	9,200	
EQUIPMENT	*	0	0	0	0	0	0	0	
TOTAL COST			6,200	1,000	1,000	500	500	0	9,200

PART II: BY MEANS OF FINANCE	MOF	PRIOR YR	FY 2013-14	FY 2014-15	REQUESTED		FUTURE YEARS	TOTAL PROJ COST
					FY 2015-16	FY 2016-17		
SPECIAL FUND	B	6,200	1,000	1,000	500	500	0	9,200
TOTAL COST		6,200	1,000	1,000	500	500	0	9,200

A. TOTAL SCOPE OF PROJECT:

This project includes construction management services for the proper management of various construction projects at State commercial harbor facilities.

B. IDENTIFICATION OF NEED AND EVALUATION OF EXISTING SOLUTION:

Certain large scale projects require additional construction management services in addition to the Harbors Division personnel assigned to administer construction contracts. Consultants are hired as necessary to perform these services, as well as provide resources and support to ensure the State is compliant with federal requirements pertaining to federally-funded projects that the State may receive federal funds for.

C. ALTERNATIVES CONSIDERED AND IMPACT IF PROJECT IS DEFERRED:

The hiring of additional permanent State personnel was considered to be infeasible since the need for additional help occurs on an irregular basis. Deferral of this item will result in the delay of certain major harbor facility improvements and increase the chances of non-compliance to federal guidelines with respect to federally-funded projects.

D. DISCUSS WHAT IMPROVEMENTS WILL TAKE PLACE, WHEN PROJECT COMPLETED (INCLUDING BENEFITS TO BE DERIVED AND/OR DEFICIENCIES THIS PROJECT INTENDS TO CORRECT):

This project will result in quicker, more efficient, cost-effective, and federally compliant implementation of capital improvement projects at commercial harbor facilities, statewide.

E. IMPACT UPON FUTURE OPERATING REQUIREMENTS (SHOW INITIAL AND ONGOING FUNDING REQUIREMENTS BY COST ELEMENT, INCLUDING POSITION COUNT, MEANS OF FINANCING, FISCAL YEAR):

There are no additional operating and maintenance costs associated with this project.

F. ADDITIONAL INFORMATION:

SENATE DISTRICT	PRIORITY NUMBER	ISLAND	REP DISTRICT	PROJECT SCOPE	ITEM NUMBER	EXPENDING AGENCY
00	12	0 - STATEWIDE	000	N - NEW PROJECT		TRN

**PROJECT TITLE:**

NDWP CONSTRUCTION MANAGEMENT SUPPORT, STATEWIDE

**PROJECT DESCRIPTION:**

CONSTRUCTION FOR CONSULTANT SERVICES DURING CONSTRUCTION OF NEW DAY WORK PROJECTS AT COMMERCIAL HARBOR FACILITIES, STATEWIDE.

**TOTAL ESTIMATED PROJECT COST (\$1,000'S):**

PRIOR APPROPRIATIONS:

SLH YR	ACT	ITEM	TOTALS	PLANS	LAND ACQUISITION	DESIGN	CONSTRUCTION	EQUIPMENT
08	158	C-56.01	2,400	0	0	0	2,400	0
09	162	C-66	2,600	0	0	0	2,600	0
10	180	C-66	2,800	0	0	0	2,800	0
11	164	C-35	2,500	0	0	0	2,500	0
12	106	C-35	5,000	0	0	0	5,000	0
13	134	C-38	5,000	0	0	0	5,000	0
14	122	C-38	5,000	0	0	0	5,000	0
TOTAL			25,300	0	0	0	25,300	0

APPROPRIATIONS:

PART I: BY ELEMENTS	MOF	PRIOR YR	FY 2013-14	FY 2014-15	REQUESTED		FUTURE YEARS	TOTAL PROJ COST
					FY 2015-16	FY 2016-17		
PLANS	*	0	0	0	0	0	0	0
LAND ACQUISITION	*	0	0	0	0	0	0	0
DESIGN	*	0	0	0	0	0	0	0
CONSTRUCTION	*	15,300	5,000	5,000	5,000	5,000	0	35,300
EQUIPMENT	*	0	0	0	0	0	0	0
TOTAL COST		15,300	5,000	5,000	5,000	5,000	0	35,300



PART II: BY MEANS OF FINANCE	MOF	PRIOR YR	FY 2013-14	FY 2014-15	REQUESTED		FUTURE YEARS	TOTAL PROJ COST
					FY 2015-16	FY 2016-17		
REVENUE BONDS	E	15,300	5,000	5,000	5,000	5,000	0	35,300
TOTAL COST		15,300	5,000	5,000	5,000	5,000	0	35,300

A. TOTAL SCOPE OF PROJECT:

This project includes construction management services during the construction phase of various New Day Work Projects "NDWP" Projects at State harbor facilities.

B. IDENTIFICATION OF NEED AND EVALUATION OF EXISTING SOLUTION:

The large scale NDWP require additional construction management services in addition to the personnel assigned to administer construction contracts. Consultants are hired as necessary to perform these services.

C. ALTERNATIVES CONSIDERED AND IMPACT IF PROJECT IS DEFERRED:

The hiring of additional permanent State personnel was considered to be infeasible since the need for additional help occurs on an irregular basis. Deferral of this item will result in the delay of certain major harbor facility improvements.

D. DISCUSS WHAT IMPROVEMENTS WILL TAKE PLACE, WHEN PROJECT COMPLETED (INCLUDING BENEFITS TO BE DERIVED AND/OR DEFICIENCIES THIS PROJECT INTENDS TO CORRECT):

This project will result in quicker, more efficient and cost-effective implementation of capital improvement projects at harbor facilities.

E. IMPACT UPON FUTURE OPERATING REQUIREMENTS (SHOW INITIAL AND ONGOING FUNDING REQUIREMENTS BY COST ELEMENT, INCLUDING POSITION COUNT, MEANS OF FINANCING, FISCAL YEAR):

There are no additional operating and maintenance costs associated with this project.

F. ADDITIONAL INFORMATION:

This is a NDWP.

SENATE DISTRICT	PRIORITY NUMBER	ISLAND	REP DISTRICT	PROJECT SCOPE	ITEM NUMBER	EXPENDING AGENCY
00	13	0 - STATEWIDE	000	N - NEW PROJECT		TRN

**PROJECT TITLE:**  
 ENVIRONMENTAL REMEDIATION OF COMMERCIAL HARBOR FACILITIES, STATEWIDE

**PROJECT DESCRIPTION:**  
 PLANS, DESIGN AND CONSTRUCTION FOR ASSESSMENT, MITIGATION, AND/OR REMEDIATION OF ENVIRONMENTAL CONDITIONS AT COMMERCIAL HARBOR FACILITIES, STATEWIDE.

**TOTAL ESTIMATED PROJECT COST (\$1,000'S):**

PRIOR APPROPRIATIONS:

SLH	YR	ACT	ITEM	TOTALS	PLANS	LAND ACQUISITION	DESIGN	CONSTRUCTION	EQUIPMENT
01	259		C-60	900	300	0	300	300	0
02	177		C-60	3,000	1,000	0	1,000	1,000	0
03	200		C-33	2,000	500	0	500	1,000	0
05	178		C-61	1,000	250	0	250	500	0
07	213		C-54	1,250	250	0	300	700	0
08	158		C-54	2,000	200	0	400	1,400	0
09	162		C-61	1,000	0	0	300	700	0
13	134		C-37	3,000	200	0	450	2,350	0
14	122		C-37	3,000	200	0	450	2,350	0
TOTAL				17,150	2,900	0	3,950	10,300	0

APPROPRIATIONS:

PART I: BY ELEMENTS	MOF	PRIOR YR	FY 2013-14	FY 2014-15	REQUESTED		FUTURE YEARS	TOTAL PROJ COST	
					FY 2015-16	FY 2016-17			
PLANS	*	2,500	200	200	100	100	0	3,100	
LAND ACQUISITION	*	0	0	0	0	0	0	0	
DESIGN	*	3,050	450	450	200	200	0	4,350	
CONSTRUCTION	*	5,600	2,350	2,350	1,200	1,200	0	12,700	
EQUIPMENT	*	0	0	0	0	0	0	0	
TOTAL COST			11,150	3,000	3,000	1,500	1,500	0	20,150

PART II: BY MEANS OF FINANCE	MOF	PRIOR YR	FY 2013-14	FY 2014-15	REQUESTED		FUTURE YEARS	TOTAL PROJ COST
					FY 2015-16	FY 2016-17		
SPECIAL FUND	B	11,150	3,000	3,000	1,500	1,500	0	20,150
TOTAL COST		11,150	3,000	3,000	1,500	1,500	0	20,150

A. TOTAL SCOPE OF PROJECT:

This project will determine characteristics of site conditions; identify potential risks/impacts to the natural environment (e.g., Terrestrial environment [e.g., flora, fauna, etc.] and marine environment [e.g., coral, fish habitat, etc.]) and man-made environments (e.g., traffic, noise, etc.); formulate and propose feasible options for mitigation or remedial actions; and implement such actions (design and construction) accordingly. The application of best management practices shall apply to pre- and post-construction actions and pre-existing project features, as necessary.

B. IDENTIFICATION OF NEED AND EVALUATION OF EXISTING SOLUTION:

Historical uses of commercial harbor properties and facilities may have imposed negative environmental impacts directly and indirectly to various commercial harbor facilities, statewide. Negative environmental impacts include, but are not limited to contaminated soil; hazardous wastes generated by tenants or the general public; hazardous materials that were incorporated into the construction of facilities that pre-date current environmental regulatory requirements (e.g., lead-based paints, asbestos, etc.); and the absence of best management practices applied during and after construction of capital improvement projects of such facilities, statewide. Development of new commercial harbor improvements may impact natural resources that may require mitigation. Furthermore, with constantly-changing environmental regulations imposed by federal and state agencies, it is a continual effort to keep abreast and in compliance with such regulations.

C. ALTERNATIVES CONSIDERED AND IMPACT IF PROJECT IS DEFERRED:

The delay of prudent environmental planning and the implementation of necessary remedial actions could have long-term consequences including exposure to liability, penalties, and fines. Consequences include, but are not limited to negative impacts to the ocean environment; underground contamination and hazardous materials that could pose health and safety risks to construction workers, commercial harbor users, and others within commercial harbor facilities, statewide.

D. DISCUSS WHAT IMPROVEMENTS WILL TAKE PLACE, WHEN PROJECT COMPLETED (INCLUDING BENEFITS TO BE DERIVED AND/OR DEFICIENCIES THIS PROJECT INTENDS TO CORRECT):

The implementation of cost-effective environmental remediation measures will reduce the risk of potential liability to the State and allow for the safe and effective use of commercial harbor facilities by all commercial harbor users ranging from the cargo shipping companies to the cruise ship passenger.

E. IMPACT UPON FUTURE OPERATING REQUIREMENTS (SHOW INITIAL AND ONGOING FUNDING REQUIREMENTS BY COST ELEMENT, INCLUDING POSITION COUNT, MEANS OF FINANCING, FISCAL YEAR):

There will be no significant additional operating or maintenance costs associated with this appropriation.

F. ADDITIONAL INFORMATION:

Typically, by nature of the appropriation, specific projects are those that are unanticipated during the respective fiscal year of each fiscal biennium.

# Table R

## Highways Division

SENATE DISTRICT	PRIORITY NUMBER	ISLAND	REP DISTRICT	PROJECT SCOPE	ITEM NUMBER	EXPENDING AGENCY
00	1	0 - STATEWIDE	00	O - OTHER		TRN

**PROJECT TITLE:**

HIGHWAYS DIVISION CAPITAL IMPROVEMENTS PROGRAM PROJECT STAFF COSTS, STATEWIDE

**PROJECT DESCRIPTION:**

PLANS, LAND ACQUISITION, DESIGN AND CONSTRUCTION FOR COSTS RELATED TO WAGES & FRINGES FOR PERMANENT PROJECT FUNDED STAFF POSITIONS FOR IMPLEMENTATION OF CIP PROJECTS FOR DEPARTMENT OF TRANSPORTATION'S HIGHWAYS DIVISION. PROJECTS MAY ALSO INCLUDE FUNDS FOR NON-PERMANENT CIP PROJECT RELATED POSITIONS. THIS PROJECT IS DEEMED NECESSARY TO QUALIFY FOR FEDERAL AID FINANCING AND/OR REIMBURSEMENT.

**TOTAL ESTIMATED PROJECT COST (\$1,000'S):**

**PRIOR APPROPRIATIONS:**

SLH		ITEM	TOTALS	PLANS	LAND ACQUISITION	DESIGN	CONSTRUCTION	EQUIPMENT
YR	ACT							
		Prior Year	132,100	38,001	5	7	94,087	0
02	177	C-135	19,000	1	1	1	18,997	0
03	200	C-93	14,500	1	1	1	14,497	0
04	41	C-93	14,500	1	1	1	14,497	0
05	178	C-149	24,000	1	1	1	23,997	0
06	160	C-149	24,000	1	1	1	23,997	0
07	213	C-120	24,000	1	1	1	23,997	0
08	158	C-120	24,000	1	1	1	23,997	0
09	162	C-140	18,500	1	1	1	18,497	0
10	180	C-140	18,500	1	1	1	18,497	0
11	164	C-105	18,000	1	1	1	17,997	0
12	106	C-105	18,000	1	1	1	17,997	0
13	134	C-119	24,000	1	1	1	23,997	0
14	122	C-119	24,000	1	1	1	23,997	0
TOTAL			397,100	38,014	18	20	359,048	0

APPROPRIATIONS:

PART I: BY ELEMENTS	MOF	PRIOR YR	FY 2013-14	FY 2014-15	REQUESTED		FUTURE YEARS	TOTAL PROJ COST
					FY 2015-16	FY 2016-17		
PLANS	*	38,012	1	1	1	1	5	38,021
LAND ACQUISITION	*	16	1	1	1	1	5	25
DESIGN	*	18	1	1	1	1	5	27
CONSTRUCTION	*	311,054	23,997	23,997	23,997	23,997	119,985	527,027
EQUIPMENT	*	0	0	0	0	0	0	0
<b>TOTAL COST</b>		<b>349,100</b>	<b>24,000</b>	<b>24,000</b>	<b>24,000</b>	<b>24,000</b>	<b>120,000</b>	<b>565,100</b>

PART II: BY MEANS OF FINANCE	MOF	PRIOR YR	FY 2013-14	FY 2014-15	REQUESTED		FUTURE YEARS	TOTAL PROJ COST
					FY 2015-16	FY 2016-17		
SPECIAL FUND	B	159,000	16,000	16,000	16,000	16,000	80,000	303,000
REVENUE BONDS	E	97,100	0	0	0	0	0	97,100
FEDERAL FUNDS	N	93,000	8,000	8,000	8,000	8,000	40,000	165,000
<b>TOTAL COST</b>		<b>349,100</b>	<b>24,000</b>	<b>24,000</b>	<b>24,000</b>	<b>24,000</b>	<b>120,000</b>	<b>565,100</b>



A. TOTAL SCOPE OF PROJECT:

The staff costs for CIP Program projects will be identified under a separate appropriation.

B. IDENTIFICATION OF NEED AND EVALUATION OF EXISTING SOLUTION:

To identify labor costs for Capital Improvement Projects.

C. ALTERNATIVES CONSIDERED AND IMPACT IF PROJECT IS DEFERRED:

Revert back to the prior Highways Division system of accounting, which included staff labor funds within CIP project appropriations.

D. DISCUSS WHAT IMPROVEMENTS WILL TAKE PLACE, WHEN PROJECT COMPLETED (INCLUDING BENEFITS TO BE DERIVED AND/OR DEFICIENCIES THIS PROJECT INTENDS TO CORRECT):

The Department of Transportation, Highways Division will have a separate appropriation for staff costs for CIP program projects.

E. IMPACT UPON FUTURE OPERATING REQUIREMENTS (SHOW INITIAL AND ONGOING FUNDING REQUIREMENTS BY COST ELEMENT, INCLUDING POSITION COUNT, MEANS OF FINANCING, FISCAL YEAR):

See CIPOp Form.

F. ADDITIONAL INFORMATION:

Source of Federal Funds: The Federal Highway Administration (FHWA). Funds are distributed to the States by automatic formula apportionment annually, typically in the first week of October. The Federal Highway program is authorized by Moving Ahead for Progress in the 21st Century (MAP-21) and other previous authorization acts. Actual amount allocated to projects is determined by the Highways Division, using project cost and federal participation rate when obligation of Federal funds is processed with the FHWA.

SENATE DISTRICT	PRIORITY NUMBER	ISLAND	REP DISTRICT	PROJECT SCOPE	ITEM NUMBER	EXPENDING AGENCY
00	2	0 - STATEWIDE	000	I - RENOVATION PROJECT		TRN

**PROJECT TITLE:**

IMPROVEMENTS TO INTERSECTIONS AND HIGHWAY FACILITIES, STATEWIDE

**PROJECT DESCRIPTION:**

DESIGN AND CONSTRUCTION FOR MISCELLANEOUS IMPROVEMENTS TO EXISTING INTERSECTIONS AND HIGHWAY FACILITIES NECESSARY FOR TRAFFIC SAFETY. THIS PROJECT IS DEEMED NECESSARY TO QUALIFY FOR FEDERAL AID FINANCING AND/OR REIMBURSEMENT.

**TOTAL ESTIMATED PROJECT COST (\$1,000'S):**

PRIOR APPROPRIATIONS:

SLH		ITEM	TOTALS	PLANS	LAND ACQUISITION	DESIGN	CONSTRUCTION	EQUIPMENT
YR	ACT							
		Prior Year	36,525	0	0	3,425	33,100	0
02	177	C-132	2,875	0	0	375	2,500	0
03	200	C-90	375	0	0	375	0	0
04	41	C-90	2,500	0	0	0	2,500	0
05	178	C-144	375	0	0	375	0	0
06	160	C-144	3,000	0	0	0	3,000	0
07	213	C-115	2,250	0	0	250	2,000	0
08	158	C-115	2,250	0	0	250	2,000	0
09	162	C-136	2,250	0	0	250	2,000	0
10	180	C-136	2,250	0	0	250	2,000	0
11	164	C-112	1,450	0	0	100	1,350	0
12	106	C-112	4,950	0	0	250	4,700	0
13	134	C-120	2,200	0	0	500	1,700	0
14	122	C-120	4,800	0	0	1,500	3,300	0
TOTAL			68,050	0	0	7,900	60,150	0

APPROPRIATIONS:

PART I: BY ELEMENTS	MOF	PRIOR YR	FY 2013-14	FY 2014-15	REQUESTED		FUTURE YEARS	TOTAL PROJ COST
					FY 2015-16	FY 2016-17		
PLANS	*	0	0	0	0	0	0	0
LAND ACQUISITION	*	0	0	0	0	0	0	0
DESIGN	*	5,900	500	1,500	200	0	0	8,100
CONSTRUCTION	*	55,150	1,700	3,300	0	900	0	61,050
EQUIPMENT	*	0	0	0	0	0	0	0
<b>TOTAL COST</b>		<b>61,050</b>	<b>2,200</b>	<b>4,800</b>	<b>200</b>	<b>900</b>	<b>0</b>	<b>69,150</b>

PART II: BY MEANS OF FINANCE	MOF	PRIOR YR	FY 2013-14	FY 2014-15	REQUESTED		FUTURE YEARS	TOTAL PROJ COST
					FY 2015-16	FY 2016-17		
REVENUE BONDS	E	16,222	220	480	20	90	0	17,032
FEDERAL FUNDS	N	44,828	1,980	4,320	180	810	0	52,118
<b>TOTAL COST</b>		<b>61,050</b>	<b>2,200</b>	<b>4,800</b>	<b>200</b>	<b>900</b>	<b>0</b>	<b>69,150</b>

A. TOTAL SCOPE OF PROJECT:

Improvements will be of various types based on analyses of traffic accidents and corrective engineering measures, including traffic signal systems, turning lanes, signing, pavement markings and other safety related work.

B. IDENTIFICATION OF NEED AND EVALUATION OF EXISTING SOLUTION:

The Miscellaneous Safety Improvements Program is the implementation portion of the Highway Safety Improvement Program of the State. The program is a requirement of the Highway Safety Act of 1973 and as amended. The State is required to develop and implement on a continuing basis a highway safety improvement program including selection, scheduling, construction, and evaluation of highway safety improvement projects. With the specific objective of reducing the number and severity of accidents, federal funds are provided by the Act.

C. ALTERNATIVES CONSIDERED AND IMPACT IF PROJECT IS DEFERRED:

Projects identified in the safety improvement program would not be constructed and deny safer traveling facilities for the motoring public. Federal funds may be lost.

D. DISCUSS WHAT IMPROVEMENTS WILL TAKE PLACE, WHEN PROJECT COMPLETED (INCLUDING BENEFITS TO BE DERIVED AND/OR DEFICIENCIES THIS PROJECT INTENDS TO CORRECT):

Safety improvement projects benefit the general public through safer highway environment and better traffic operations.

E. IMPACT UPON FUTURE OPERATING REQUIREMENTS (SHOW INITIAL AND ONGOING FUNDING REQUIREMENTS BY COST ELEMENT, INCLUDING POSITION COUNT, MEANS OF FINANCING, FISCAL YEAR):

See CIPOp Form.

F. ADDITIONAL INFORMATION:

This project is included in the Statewide Transportation Improvement Program (STIP).

Source of Federal Funds: The Federal Highway Administration (FHWA). Funds are distributed to the States by automatic formula apportionment annually, typically in the first week of October. The Federal Highway program is authorized by Moving Ahead for Progress in the 21st Century (MAP-21) and other previous authorization acts. Actual amount allocated to projects is determined by the Highways Division, using project cost and federal participation rate when obligation of Federal funds is processed with the FHWA.

The routes involved in the plan for improvements to intersection and highway facilities are shown in the following listing:

OAHU (1. INTERSTATE ROUTE H-1 SAFETY IMPROVEMENT, BEGINNING OF H-1 TO WAIAWA OVERPASS, OAHU; 2. INTERSTATE ROUTE H-3 SAFETY IMPROVEMENTS IN THE VICINITY OF KAMEHAMEHA HIGHWAY OFF-RAMP TO KANEOHE MARINE CORPS BASE HAWAII; 3. KAMEHAMEHA HIGHWAY SAFETY IMPROVEMENTS IN THE VICINITY OF POHUEHUE ROAD TO WAIKANE VALLEY ROAD); 4. KAM HWY, VIC OF KAHANA VALLEY RD TO KAAWA BR; 5. KAM HWY, VIC OF WAIKANE VALLEY RD TO KAHEKILI HWY.)

HAWAII (1. HAWAII BELT ROAD SAFETY IMPROVEMENTS IN THE VICINITY OF PAPAIKOU MILL ROAD INTERSECTION; 2. KEAAU-PAHOA ROAD, INTERSECTION IMPROVEMENTS, AT ORCHIDLAND DRIVE, PARADISE DRIVE AND AINALOA BOULEVARD; 3. MAMALAOA HIGHWAY SAFETY IMPROVEMENTS, MILEPOST 3.9 TO MILEPOST....)

SENATE DISTRICT	PRIORITY NUMBER	ISLAND	REP DISTRICT	PROJECT SCOPE	ITEM NUMBER	EXPENDING AGENCY
00	3	1 - OAHU	000	I - RENOVATION PROJECT		TRN

**PROJECT TITLE:**  
 GUARDRAIL AND SHOULDER IMPROVEMENTS, VARIOUS LOCATIONS, OAHU

**PROJECT DESCRIPTION:**  
 DESIGN AND CONSTRUCTION FOR INSTALLING AND/OR UPGRADING THE EXISTING GUARDRAILS, END TERMINALS, TRANSITIONS, BRIDGE RAILING, BRIDGE ENDPOSTS AND CRASH ATTENUATORS, AND UPGRADING SHOULDERS. THIS PROJECT IS DEEMED NECESSARY TO QUALIFY FOR FEDERAL AID FINANCING AND/OR REIMBURSEMENT.

**TOTAL ESTIMATED PROJECT COST (\$1,000'S):**

PRIOR APPROPRIATIONS:

SLH	YR	ACT	ITEM	TOTALS	PLANS	LAND ACQUISITION	DESIGN	CONSTRUCTION	EQUIPMENT
	97	328	C-130	3,250	0	0	250	3,000	0
	98	116	C-130	3,250	0	0	250	3,000	0
	99	91	C-54	3,250	0	0	250	3,000	0
	00	281	C-54	3,250	0	0	250	3,000	0
	05	178	C-70	3,250	0	0	250	3,000	0
	06	160	C-70	3,250	0	0	250	3,000	0
	09	162	C-73	3,000	0	0	0	3,000	0
	10	180	C-73	500	0	0	500	0	0
	14	122	C-50	6,680	0	0	500	6,180	0
	TOTAL			29,680	0	0	2,500	27,180	0

APPROPRIATIONS:

PART I: BY ELEMENTS	MOF	PRIOR YR	FY 2013-14	FY 2014-15	REQUESTED		FUTURE YEARS	TOTAL PROJ COST
					FY 2015-16	FY 2016-17		
PLANS	*	0	0	0	0	0	0	0
LAND ACQUISITION	*	0	0	0	0	0	0	0
DESIGN	*	2,000	0	500	500	0	0	3,000
CONSTRUCTION	*	21,000	0	6,180	10,500	3,000	0	40,680
EQUIPMENT	*	0	0	0	0	0	0	0
TOTAL COST		23,000	0	6,680	11,000	3,000	0	43,680

PART II: BY MEANS OF FINANCE	MOF	PRIOR YR	FY 2013-14	FY 2014-15	REQUESTED		FUTURE YEARS	TOTAL PROJ COST
					FY 2015-16	FY 2016-17		
REVENUE BONDS	E	5,000	0	1,336	2,200	600	0	9,136
FEDERAL FUNDS	N	18,000	0	5,344	8,800	2,400	0	34,544
<b>TOTAL COST</b>		<b>23,000</b>	<b>0</b>	<b>6,680</b>	<b>11,000</b>	<b>3,000</b>	<b>0</b>	<b>43,680</b>

A. TOTAL SCOPE OF PROJECT:

Improvements are intended to provide the motoring public with safer roadsides, which should minimize injuries and increase survivability resulting from errant vehicle crashes, as well as minimize tort liabilities against the state. Update improvements to roadside safety hardware also satisfy the Federal Highway Administration's (FHWA) mandated to install crashworthy hardware that meets NCHRP Report 350 or MASH criteria for guardrails, end terminals, bridge railing, bridge endposts, crash attenuators, and breakaway hardware.

B. IDENTIFICATION OF NEED AND EVALUATION OF EXISTING SOLUTION:

The Guardrail and Shoulder Improvement Program is an annual, statewide safety improvement program, which is part of the State's Highway Safety Program. The program identifies areas requiring new installation or existing areas requiring upgrading of paved shoulders and guardrail systems on various highways. The State is required to develop, implement and maintain on a continuous basis, a guardrail and shoulder improvement program, which consist of selecting, installing and evaluating the latest highway safety products in order to reduce the number and severity of crashes. Federal Funding is provided by this act. Each island is tasked to provide their own annual guardrail and shoulder improvement program.

C. ALTERNATIVES CONSIDERED AND IMPACT IF PROJECT IS DEFERRED:

The Do-Nothing alternative was considered and determined unacceptable since substandard conditions would remain, placing the motoring public at unnecessary risk. Deferring the program is not recommended due to the possibility of federal funds being lost and prolonging these substandard conditions.

D. DISCUSS WHAT IMPROVEMENTS WILL TAKE PLACE, WHEN PROJECT COMPLETED (INCLUDING BENEFITS TO BE DERIVED AND/OR DEFICIENCIES THIS PROJECT INTENDS TO CORRECT):

The motoring public should be provided with a better and safer roadway system. Injuries and State liability will be minimized by installing the most advanced permanent safety hardware on our highway system.

E. IMPACT UPON FUTURE OPERATING REQUIREMENTS (SHOW INITIAL AND ONGOING FUNDING REQUIREMENTS BY COST ELEMENT, INCLUDING POSITION COUNT, MEANS OF FINANCING, FISCAL YEAR):

See CIPOp Form.

F. ADDITIONAL INFORMATION:

An FHWA mandate requires the upgrade of all existing permanent highway safety hardware to meet NCHRP Report 350 or MASH criteria, which is also a Statewide mandate. All state highways should be upgraded as soon as possible to meet this requirement. Since it's impractical to upgrade all existing permanent highway safety hardware simultaneously, a program was developed to upgrade a portion of state-owned highways on an annual basis. To help expedite this FHWA mandated program, the Traffic Branch developed guidelines to install and/or upgrade existing guardrails, end terminals, transitions, bridge railing, bridge endposts and crash cushions under other Federal-Aid and State projects, in addition to guardrail-specific projects. Currently not all safety hardware has been upgraded to date. This project is intended to address the hardware that has not been addressed by previous projects. Due to the sheer number of hardware that still needs to be upgraded, this project will be phased. The Oahu guardrail and shoulder improvement program includes the following projects: 1. End treatments, islandwide; 2. H-1, Kapiolani Interchange to Ainakoa Ave; 3. H-1, Middle St to Punchbowl St. Source of Federal Funds: The Federal Highway...

SENATE DISTRICT	PRIORITY NUMBER	ISLAND	REP DISTRICT	PROJECT SCOPE	ITEM NUMBER	EXPENDING AGENCY
00	4	4 - KAUAI	000	I - RENOVATION PROJECT		TRN

**PROJECT TITLE:**

GUARDRAIL AND SHOULDER IMPROVEMENTS ON STATE HIGHWAYS, KAUAI

**PROJECT DESCRIPTION:**

DESIGN AND CONSTRUCTION FOR INSTALLING AND/OR UPGRADING OF GUARDRAILS, END TERMINALS, TRANSITIONS, BRIDGE RAILINGS, BRIDGE ENDPOSTS AND CRASH ATTENUATORS; AND RECONSTRUCTING AND PAVING OF SHOULDERS. THIS PROJECT IS DEEMED NECESSARY TO QUALIFY FOR FEDERAL AID FINANCING AND/OR REIMBURSEMENT.

**TOTAL ESTIMATED PROJECT COST (\$1,000'S):**

**PRIOR APPROPRIATIONS:**

SLH		ITEM	TOTALS	PLANS	LAND ACQUISITION	DESIGN	CONSTRUCTION	EQUIPMENT
YR	ACT							
		PRIOR	4,555	0	0	525	4,030	0
98	116	C-195	1,125	0	0	110	1,015	0
99	91	C-103	1,610	0	0	110	1,500	0
00	281	C-103	1,697	0	0	110	1,587	0
03	200	C-80	1,200	0	0	200	1,000	0
04	41	C-80	1,750	0	0	0	1,750	0
05	178	C-131	1,000	0	0	100	900	0
06	160	C-131	1,000	0	0	0	1,000	0
07	213	C-104	1,000	0	0	100	900	0
09	162	C-125	1,000	0	0	100	900	0
12	106	C-92	400	0	0	0	400	0
13	134	C-111	247	0	0	0	247	0
14	122	C-111	100	0	0	100	0	0
TOTAL			16,684	0	0	1,455	15,229	0



APPROPRIATIONS:

PART I: BY ELEMENTS	MOF	PRIOR YR	FY 2013-14	FY 2014-15	REQUESTED		FUTURE YEARS	TOTAL PROJ COST
					FY 2015-16	FY 2016-17		
PLANS	*	0	0	0	0	0	0	0
LAND ACQUISITION	*	0	0	0	0	0	0	0
DESIGN	*	1,355	0	100	300	0	0	1,755
CONSTRUCTION	*	14,982	247	0	0	4,000	0	19,229
EQUIPMENT	*	0	0	0	0	0	0	0
<b>TOTAL COST</b>		<b>16,337</b>	<b>247</b>	<b>100</b>	<b>300</b>	<b>4,000</b>	<b>0</b>	<b>20,984</b>

PART II: BY MEANS OF FINANCE	MOF	PRIOR YR	FY 2013-14	FY 2014-15	REQUESTED		FUTURE YEARS	TOTAL PROJ COST
					FY 2015-16	FY 2016-17		
SPECIAL FUND	B	837	0	0	0	0	0	837
REVENUE BONDS	E	3,661	49	20	60	800	0	4,590
FEDERAL FUNDS	N	11,839	198	80	240	3,200	0	15,557
<b>TOTAL COST</b>		<b>16,337</b>	<b>247</b>	<b>100</b>	<b>300</b>	<b>4,000</b>	<b>0</b>	<b>20,984</b>

A. TOTAL SCOPE OF PROJECT:

Upgrading of existing dirt or sod shoulders with paved shoulders and installation of metal guardrail and modernization of existing guardrail. The work will include upgrading non-standard ends to meet the latest terminal end standards.

B. IDENTIFICATION OF NEED AND EVALUATION OF EXISTING SOLUTION:

The incremental upgrading of shoulders and guardrails is needed and such improvements have been of immediate appreciation by the public. The upgrading of ramp-down guardrail ends and other outdated end treatments is a prudent action to avoid litigation costs. This work was recommended by the Office of the Attorney General.

C. ALTERNATIVES CONSIDERED AND IMPACT IF PROJECT IS DEFERRED:

The preferred alternative is to upgrade all shoulders and guardrails in the highway system, but limited funds have dictated a program with incremental improvements. The alternative would be to wait for major improvement projects to upgrade existing facilities; however, this will not serve the current needs of the public.

D. DISCUSS WHAT IMPROVEMENTS WILL TAKE PLACE, WHEN PROJECT COMPLETED (INCLUDING BENEFITS TO BE DERIVED AND/OR DEFICIENCIES THIS PROJECT INTENDS TO CORRECT):

The project will enhance traffic safety for the public.

E. IMPACT UPON FUTURE OPERATING REQUIREMENTS (SHOW INITIAL AND ONGOING FUNDING REQUIREMENTS BY COST ELEMENT, INCLUDING POSITION COUNT, MEANS OF FINANCING, FISCAL YEAR):

See CIPOp Form.

F. ADDITIONAL INFORMATION:

This project is included in the Statewide Transportation Improvement Program (STIP). Federal formula funds to be utilized. Project Locations: 1) Guardrail and Shoulder Improvements on Various State Routes, Kauai

Source of Federal Funds: The Federal Highway Administration (FHWA). Funds are distributed to the States by automatic formula apportionment annually, typically in the first week of October. The Federal Highway program is authorized by Moving Ahead for Progress in the 21st Century (MAP-21) and other previous authorization acts. Actual amount allocated to projects is determined by the Highways Division, using project cost and federal participation rate when obligation of Federal funds is processed with the FHWA.

SENATE DISTRICT	PRIORITY NUMBER	ISLAND	REP DISTRICT	PROJECT SCOPE	ITEM NUMBER	EXPENDING AGENCY
00	5	1 - OAHU	000	O - OTHER		TRN

**PROJECT TITLE:**  
 EROSION CONTROL PROGRAM FOR STATE HIGHWAYS AND FACILITIES, OAHU

**PROJECT DESCRIPTION:**  
 LAND ACQUISITION, DESIGN, AND CONSTRUCTION FOR PERMANENT EROSION CONTROL MITIGATION MEASURES ON STATE HIGHWAYS AND FACILITIES ON OAHU.

**TOTAL ESTIMATED PROJECT COST (\$1,000'S):**

**PRIOR APPROPRIATIONS:**

SLH YR	ACT	ITEM	TOTALS	PLANS	LAND ACQUISITION	DESIGN	CONSTRUCTION	EQUIPMENT
05	178	C-91	1,000	0	0	0	1,000	0
09	162	C-81	200	0	0	200	0	0
10	180	C-81	3,000	0	0	0	3,000	0
13	134	C-46	2,000	0	0	0	2,000	0
14	122	C-46	2,000	0	0	0	2,000	0
TOTAL			8,200	0	0	200	8,000	0

**APPROPRIATIONS:**

PART I: BY ELEMENTS	MOF	PRIOR YR	FY 2013-14	FY 2014-15	REQUESTED		FUTURE YEARS	TOTAL PROJ COST	
					FY 2015-16	FY 2016-17			
PLANS	*	0	0	0	0	0	0	0	
LAND ACQUISITION	*	0	0	0	100	0	0	100	
DESIGN	*	200	0	0	200	200	0	600	
CONSTRUCTION	*	4,000	2,000	2,000	0	2,000	0	10,000	
EQUIPMENT	*	0	0	0	0	0	0	0	
TOTAL COST			4,200	2,000	2,000	300	2,200	0	10,700

PART II: BY MEANS OF FINANCE	MOF	PRIOR YR	FY 2013-14	FY 2014-15	REQUESTED		FUTURE YEARS	TOTAL PROJ COST
					FY 2015-16	FY 2016-17		
SPECIAL FUND	B	3,200	0	0	0	0	0	3,200
REVENUE BONDS	E	1,000	2,000	2,000	300	2,200	0	7,500
TOTAL COST		4,200	2,000	2,000	300	2,200	0	10,700

A. TOTAL SCOPE OF PROJECT:

Construction of permanent erosion control measures for the Highways Division's facilities on Oahu. Permanent erosion control measures are required for the Highways Division to be in compliance with the requirements of the Clean Water Act and Department of Health of the State of Hawaii, and to minimize the potential of legal action from the agencies enforcing these requirements.

B. IDENTIFICATION OF NEED AND EVALUATION OF EXISTING SOLUTION:

The Highways Division is under a consent decree for the violation of the Clean Water Act, and will be until the State of Hawaii Department of Health and the Environmental Protection Agency is satisfied that the Highways Division is able to comply with the requirements in the consent decree and the MS4 permit. Temporary erosion control measures will initially be installed, and permanent erosion control measures will be constructed to replace the temporary erosion control measures because of the high cost and effort required to maintain the temporary erosion control measures.

C. ALTERNATIVES CONSIDERED AND IMPACT IF PROJECT IS DEFERRED:

No action will result in the Environmental Protection Agency dictating how the Highways Division's funds are to be expended and the Highways Division incurring fines by the Environmental Protection Agency and other enforcement agencies.

D. DISCUSS WHAT IMPROVEMENTS WILL TAKE PLACE, WHEN PROJECT COMPLETED (INCLUDING BENEFITS TO BE DERIVED AND/OR DEFICIENCIES THIS PROJECT INTENDS TO CORRECT):

Permanent erosion control measures will be in place at the completion of this project. These improvements will result in less sediment from the Highways Division facilities entering the State's waters, reduction in the maintenance requirements of the erosion control measures, and a significant reduction in the potential for legal action from the Environmental Protection Agency and the State of Hawaii Department of Health.

E. IMPACT UPON FUTURE OPERATING REQUIREMENTS (SHOW INITIAL AND ONGOING FUNDING REQUIREMENTS BY COST ELEMENT, INCLUDING POSITION COUNT, MEANS OF FINANCING, FISCAL YEAR):

See CIPOp Form.

F. ADDITIONAL INFORMATION:

Implementation of permanent erosion control measures will be performed systematically once an inventory and prioritized listing of all sites is completed by the Highways Division.

SENATE DISTRICT	PRIORITY NUMBER	ISLAND	REP DISTRICT	PROJECT SCOPE	ITEM NUMBER	EXPENDING AGENCY
00	6	1 - OAHU	000	O - OTHER		TRN

**PROJECT TITLE:**

MISCELLANEOUS PERMANENT BEST MANAGEMENT PRACTICES, OAHU

**PROJECT DESCRIPTION:**

LAND ACQUISITION, DESIGN AND CONSTRUCTION FOR PERMANENT BEST MANAGEMENT PRACTICE IMPROVEMENTS TO EXISTING HIGHWAY FACILITIES INCLUDING INSTALLATION OF STRUCTURAL AND NATURAL BEST MANAGEMENT PRACTICES AT VARIOUS LOCATIONS ON OAHU.

**TOTAL ESTIMATED PROJECT COST (\$1,000'S):**

**PRIOR APPROPRIATIONS:**

SLH	YR	ACT	ITEM	TOTALS	PLANS	LAND ACQUISITION	DESIGN	CONSTRUCTION	EQUIPMENT
09	162		C-83	630	0	110	520	0	0
10	180		C-83	1,650	0	0	0	1,650	0
11	164		C-42	700	0	150	520	30	0
12	106		C-42	1,640	0	0	0	1,640	0
13	134		C-47	2,560	0	200	750	1,610	0
<b>TOTAL</b>				<b>7,180</b>	<b>0</b>	<b>460</b>	<b>1,790</b>	<b>4,930</b>	<b>0</b>

**APPROPRIATIONS:**

PART I: BY ELEMENTS	MOF	PRIOR YR	FY 2013-14	FY 2014-15	REQUESTED		FUTURE YEARS	TOTAL PROJ COST
					FY 2015-16	FY 2016-17		
PLANS	*	0	0	0	0	0	0	0
LAND ACQUISITION	*	260	200	0	0	100	0	560
DESIGN	*	1,040	750	0	0	750	0	2,540
CONSTRUCTION	*	3,320	1,610	0	750	0	0	5,680
EQUIPMENT	*	0	0	0	0	0	0	0
<b>TOTAL COST</b>		<b>4,620</b>	<b>2,560</b>	<b>0</b>	<b>750</b>	<b>850</b>	<b>0</b>	<b>8,780</b>

PART II: BY MEANS OF FINANCE	MOF	PRIOR YR	FY 2013-14	FY 2014-15	REQUESTED		FUTURE YEARS	TOTAL PROJ COST
					FY 2015-16	FY 2016-17		
SPECIAL FUND	B	2,280	0	0	0	0	0	2,280
REVENUE BONDS	E	2,340	2,560	0	750	850	0	6,500
<b>TOTAL COST</b>		<b>4,620</b>	<b>2,560</b>	<b>0</b>	<b>750</b>	<b>850</b>	<b>0</b>	<b>8,780</b>

A. TOTAL SCOPE OF PROJECT:

Constructing Permanent Best Management Practices (BMP), such as structural and natural BMPs to improve the water quality at various watersheds on Oahu.

B. IDENTIFICATION OF NEED AND EVALUATION OF EXISTING SOLUTION:

An outfall retrofit feasibility study provides the State with the information to design and construct BMPs to the DOT Highways drainage system. The construction of these BMPs will assist in addressing the terms and conditions of the MS4 permit as well as address the water quality concerns of various watersheds on State highways. These improvements will alleviate pollution to adjacent state waters and reduce potential litigation from adjacent owners.

C. ALTERNATIVES CONSIDERED AND IMPACT IF PROJECT IS DEFERRED:

Do-Nothing: This is not an acceptable alternative due to the MS4 permit conditions set forth by the Department of Health (DOH).

D. DISCUSS WHAT IMPROVEMENTS WILL TAKE PLACE, WHEN PROJECT COMPLETED (INCLUDING BENEFITS TO BE DERIVED AND/OR DEFICIENCIES THIS PROJECT INTENDS TO CORRECT):

Constructing the BMPs will help to address the permit conditions set forth by DOH and reduce erosion within the highways right-of-way and adjacent areas as well as improve water quality in various watersheds.

E. IMPACT UPON FUTURE OPERATING REQUIREMENTS (SHOW INITIAL AND ONGOING FUNDING REQUIREMENTS BY COST ELEMENT, INCLUDING POSITION COUNT, MEANS OF FINANCING, FISCAL YEAR):

See CIPOp Form.

F. ADDITIONAL INFORMATION:

The routes included are as follows:

Kamehameha Hwy, MP 42.9 (North of H-3 and Kamehameha Hwy Interchange)

H-3 Freeway, MP 10.5 (West of H-3 and Kamehameha Hwy Interchange)

H-3 Freeway, MP 43 (H-3 and Kamehameha Hwy Interchange)

Likelike Hwy, MP 40.8 (Likelike Hwy and Kahekili Hwy Interchange)



SENATE DISTRICT	PRIORITY NUMBER	ISLAND	REP DISTRICT	PROJECT SCOPE	ITEM NUMBER	EXPENDING AGENCY
00	7	0 - STATEWIDE	000	I - RENOVATION PROJECT		TRN

**PROJECT TITLE:**  
 ROCKFALL PROTECTION/SLOPE STABILIZATION AT VARIOUS LOCATIONS, STATEWIDE

**PROJECT DESCRIPTION:**  
 DESIGN AND CONSTRUCTION FOR ROCKFALL/SLOPE PROTECTION AND SLOPE STABILIZATION MITIGATION MEASURES AT VARIOUS LOCATIONS STATEWIDE.  
 THIS PROJECT IS DEEMED NECESSARY TO QUALIFY FOR FEDERAL AID FINANCING AND/OR REIMBURSEMENT.

**TOTAL ESTIMATED PROJECT COST (\$1,000'S):**

**PRIOR APPROPRIATIONS:**

SLH		ITEM	TOTALS	PLANS	LAND ACQUISITION	DESIGN	CONSTRUCTION	EQUIPMENT
YR	ACT							
01	259	C-137	700	700	0	0	0	0
03	200	C-95	1,000	0	0	1,000	0	0
05	178	C-150	2,000	0	0	2,000	0	0
06	160	C-150	1,000	0	0	1,000	0	0
08	158	C-122	1,000	0	1,000	0	0	0
09	162	C-142	10,000	500	0	3,250	6,250	0
10	180	C-142	2,000	0	0	0	2,000	0
12	106	C-106	21,000	0	0	0	21,000	0
TOTAL			38,700	1,200	1,000	7,250	29,250	0

**APPROPRIATIONS:**

PART I: BY ELEMENTS	MOF	PRIOR YR	FY 2013-14	FY 2014-15	REQUESTED		FUTURE YEARS	TOTAL PROJ COST
					FY 2015-16	FY 2016-17		
PLANS	*	1,200	0	0	0	0	0	1,200
LAND ACQUISITION	*	1,000	0	0	0	0	0	1,000
DESIGN	*	7,250	0	0	3,500	1,000	0	11,750
CONSTRUCTION	*	29,250	0	0	2,250	0	0	31,500
EQUIPMENT	*	0	0	0	0	0	0	0
TOTAL COST		38,700	0	0	5,750	1,000	0	45,450

PART II: BY MEANS OF FINANCE	MOF	PRIOR YR	FY 2013-14	FY 2014-15	REQUESTED		FUTURE YEARS	TOTAL PROJ COST
					FY 2015-16	FY 2016-17		
REVENUE BONDS	E	8,300	0	0	1,150	200	0	9,650
FEDERAL FUNDS	N	30,400	0	0	4,600	800	0	35,800
TOTAL COST		38,700	0	0	5,750	1,000	0	45,450

A. TOTAL SCOPE OF PROJECT:

Construct various rockfall/slope protection and slope stabilization mitigation measures at various locations. Possible rockfall/slope protection and slope stabilization improvements include draped mesh, anchored wire mesh, rock bolts, rock catchment fence, recutting and/or revegetation of slopes.

B. IDENTIFICATION OF NEED AND EVALUATION OF EXISTING SOLUTION:

Falling rocks from steep, unprotected roadside slopes pose serious hazards to motorists and pedestrians. Existing slope conditions and feasible protection methods need to be evaluated for mitigation measures and rockfall protection.

C. ALTERNATIVES CONSIDERED AND IMPACT IF PROJECT IS DEFERRED:

The alternative to implementation is the "Do Nothing" alternative. However, this is unacceptable because the unprotected slopes will continue to post danger and safety concerns.

D. DISCUSS WHAT IMPROVEMENTS WILL TAKE PLACE, WHEN PROJECT COMPLETED (INCLUDING BENEFITS TO BE DERIVED AND/OR DEFICIENCIES THIS PROJECT INTENDS TO CORRECT):

Potential deficiencies will be identified, and reasonable and feasible rockfall protection solutions will be constructed.

E. IMPACT UPON FUTURE OPERATING REQUIREMENTS (SHOW INITIAL AND ONGOING FUNDING REQUIREMENTS BY COST ELEMENT, INCLUDING POSITION COUNT, MEANS OF FINANCING, FISCAL YEAR):

See CIPOp Form.

F. ADDITIONAL INFORMATION:

This project is included in the Statewide Transportation Improvement Program (STIP).

Source of Federal Funds: The Federal Highway Administration (FHWA). Funds are distributed to the States by automatic formula apportionment annually, typically in the first week of October. The Federal Highway program is authorized by Moving Ahead for Progress in the 21st Century (MAP-21) and other previous authorization acts. Actual amount allocated to projects is determined by the Highways Division, using project cost and federal participation rate when obligation of Federal funds is processed with the FHWA.

SENATE DISTRICT	PRIORITY NUMBER	ISLAND	REP DISTRICT	PROJECT SCOPE	ITEM NUMBER	EXPENDING AGENCY
06	08	2 - MAUI	012	I - RENOVATION PROJECT		TRN

**PROJECT TITLE:**

HANA HIGHWAY ROCKFALL MITIGATION, HUELO TO HANA, MAUI

**PROJECT DESCRIPTION:**

DESIGN AND CONSTRUCTION TO MITIGATE ROCKFALLS AND POTENTIAL LANDSLIDE AREAS ALONG THE SLOPES OF ROUTE 360 HANA HIGHWAY AT VARIOUS LOCATIONS.

**TOTAL ESTIMATED PROJECT COST (\$1,000'S):**

**PRIOR APPROPRIATIONS:**

SLH		ITEM	TOTALS	PLANS	LAND ACQUISITION	DESIGN	CONSTRUCTION	EQUIPMENT
YR	ACT							
97	328	C-180	45	45	0	0	0	0
98	116	C-180	85	0	0	85	0	0
99	91	C-95	250	0	0	250	0	0
00	281	C-95	1,550	0	0	0	1,550	0
02	177	C-120B	2,000	0	0	0	2,000	0
05	178	C-118	4,700	0	0	0	4,700	0
07	213	C-93	400	0	0	400	0	0
11	164	C-77	4,382	0	0	0	4,382	0
TOTAL			13,412	45	0	735	12,632	0

**APPROPRIATIONS:**

PART I: BY ELEMENTS	MOF	PRIOR YR	FY 2013-14	FY 2014-15	REQUESTED		FUTURE YEARS	TOTAL PROJ COST
					FY 2015-16	FY 2016-17		
PLANS	*	45	0	0	0	0	0	45
LAND ACQUISITION	*	0	0	0	0	0	0	0
DESIGN	*	735	0	0	0	200	0	935
CONSTRUCTION	*	12,632	0	0	4,400	0	0	17,032
EQUIPMENT	*	0	0	0	0	0	0	0
TOTAL COST		13,412	0	0	4,400	200	0	18,012

PART II: BY MEANS OF FINANCE	MOF	PRIOR YR	FY 2013-14	FY 2014-15	REQUESTED		FUTURE YEARS	TOTAL PROJ COST
					FY 2015-16	FY 2016-17		
REVENUE BONDS	E	13,412	0	0	4,400	200	0	18,012
TOTAL COST		13,412	0	0	4,400	200	0	18,012

A. TOTAL SCOPE OF PROJECT:

Improvements include slope cutting and removal of overhanging, protruding, and/or unstable rocks from the slopes above Hana Highway; constructing rockfall catchment fencing, rockfall mesh, barriers, shotcrete, or cantilever structures to control and mitigate rockfall events.

B. IDENTIFICATION OF NEED AND EVALUATION OF EXISTING SOLUTION:

Hana Highway is the primary route to and from Hana and must be kept open for regular daily use. The highway was constructed along steep slopes. Existing slopes of earth and rock are exposed to the weather and is subject to continual erosion.

C. ALTERNATIVES CONSIDERED AND IMPACT IF PROJECT IS DEFERRED:

Alternatives will be determined in the Environmental Assessment (EA) phase. Alternatives include, but are not limited to rockfall catchment fencing, mesh, barriers, shotcrete, or cantilever structures.

D. DISCUSS WHAT IMPROVEMENTS WILL TAKE PLACE, WHEN PROJECT COMPLETED (INCLUDING BENEFITS TO BE DERIVED AND/OR DEFICIENCIES THIS PROJECT INTENDS TO CORRECT):

Safety along Hana Highway would improve due to the decrease in incidences of rocks falling onto the roadway as a result of the mitigative actions noted above.

E. IMPACT UPON FUTURE OPERATING REQUIREMENTS (SHOW INITIAL AND ONGOING FUNDING REQUIREMENTS BY COST ELEMENT, INCLUDING POSITION COUNT, MEANS OF FINANCING, FISCAL YEAR):

See CIPOp Form.

F. ADDITIONAL INFORMATION:

SENATE DISTRICT	PRIORITY NUMBER	ISLAND	REP DISTRICT	PROJECT SCOPE	ITEM NUMBER	EXPENDING AGENCY
15	9	1 - OAHU	029	I - RENOVATION PROJECT		TRN

**PROJECT TITLE:**

INTERSTATE ROUTE H-1, KAPALAMA CANAL BRIDGE REHABILITATION, OAHU

**PROJECT DESCRIPTION:**

DESIGN AND CONSTRUCTION FOR REHABILITATION OF KAPALAMA CANAL BRIDGE. THIS PROJECT IS DEEMED NECESSARY TO QUALIFY FOR FEDERAL AID FINANCING AND/OR REIMBURSEMENT.

**TOTAL ESTIMATED PROJECT COST (\$1,000'S):**

**PRIOR APPROPRIATIONS:**

SLH YR ACT	ITEM	TOTALS	PLANS	LAND ACQUISITION	DESIGN	CONSTRUCTION	EQUIPMENT
11 164	C-52	800	0	0	800	0	0
<b>TOTAL</b>		<b>800</b>	<b>0</b>	<b>0</b>	<b>800</b>	<b>0</b>	<b>0</b>

**APPROPRIATIONS:**

PART I: BY ELEMENTS	MOF	PRIOR YR	FY 2013-14	FY 2014-15	REQUESTED		FUTURE YEARS	TOTAL PROJ COST
					FY 2015-16	FY 2016-17		
PLANS	*	0	0	0	0	0	0	0
LAND ACQUISITION	*	0	0	0	0	0	0	0
DESIGN	*	800	0	0	600	0	0	1,400
CONSTRUCTION	*	0	0	0	8,500	0	0	8,500
EQUIPMENT	*	0	0	0	0	0	0	0
<b>TOTAL COST</b>		<b>800</b>	<b>0</b>	<b>0</b>	<b>9,100</b>	<b>0</b>	<b>0</b>	<b>9,900</b>

PART II: BY MEANS OF FINANCE	MOF	PRIOR YR	FY 2013-14	FY 2014-15	REQUESTED		FUTURE YEARS	TOTAL PROJ COST
					FY 2015-16	FY 2016-17		
REVENUE BONDS	E	160	0	0	1,820	0	0	1,980
FEDERAL FUNDS	N	640	0	0	7,280	0	0	7,920
<b>TOTAL COST</b>		<b>800</b>	<b>0</b>	<b>0</b>	<b>9,100</b>	<b>0</b>	<b>0</b>	<b>9,900</b>

A. TOTAL SCOPE OF PROJECT:

The existing bridge will be rehabilitated to meet today's design standards.

B. IDENTIFICATION OF NEED AND EVALUATION OF EXISTING SOLUTION:

The structure to be replaced was built in 1938. The roadway width does not meet current AASHTO standards. It does not meet the current live load or seismic requirements.

C. ALTERNATIVES CONSIDERED AND IMPACT IF PROJECT IS DEFERRED:

No other alternatives considered. If project is deferred, it will deny the motoring public a safer, more efficient facility; annual operation and maintenance costs will continue to increase and Federal-Aid Bridge Replacement Funds could be lapsed.

D. DISCUSS WHAT IMPROVEMENTS WILL TAKE PLACE, WHEN PROJECT COMPLETED (INCLUDING BENEFITS TO BE DERIVED AND/OR DEFICIENCIES THIS PROJECT INTENDS TO CORRECT):

The structure will be wider, provide access for pedestrian and bicycle traffic, have bridge railings which meet current design standards, will meet seismic design criteria, and will be designed to accommodate present day vehicular loadings.

E. IMPACT UPON FUTURE OPERATING REQUIREMENTS (SHOW INITIAL AND ONGOING FUNDING REQUIREMENTS BY COST ELEMENT, INCLUDING POSITION COUNT, MEANS OF FINANCING, FISCAL YEAR):

See CIPOp Form.

F. ADDITIONAL INFORMATION:

This project is included in the Highways Division Bridge Replacement program.

Source of Federal Funds: The Federal Highway Administration (FHWA). Funds are distributed to the States by automatic formula apportionment annually, typically in the first week of October. The Federal Highway program is authorized by Moving Ahead for Progress in the 21st Century (MAP-21) and other previous authorization acts. Actual amount allocated to projects is determined by the Highways Division, using project cost and federal participation rate when obligation of Federal funds is processed with the FHWA.



SENATE DISTRICT	PRIORITY NUMBER	ISLAND	REP DISTRICT	PROJECT SCOPE	ITEM NUMBER	EXPENDING AGENCY
07	10	5 - MOLOKAI	013	R - REPLACEMENT PROJECT		TRN

**PROJECT TITLE:**  
 KAMEHAMEHA V HIGHWAY, MAKAKUPAIA STREAM BRIDGE REPLACEMENT, MOLOKAI

**PROJECT DESCRIPTION:**  
 CONSTRUCTION FOR THE REPLACEMENT OF MAKAKUPAIA STREAM BRIDGE TO INCLUDE BRIDGE RAILINGS AND OTHER IMPROVEMENTS. THIS PROJECT IS DEEMED NECESSARY TO QUALIFY FOR FEDERAL AID FINANCING AND/OR REIMBURSEMENT.

**TOTAL ESTIMATED PROJECT COST (\$1,000'S):**

PRIOR APPROPRIATIONS:

SLH	YR	ACT	ITEM	TOTALS	PLANS	LAND ACQUISITION	DESIGN	CONSTRUCTION	EQUIPMENT
	05	178	C-127	650	0	0	650	0	0
	06	160	C-127	475	0	475	0	0	0
	10	180	C-122	3,750	0	0	0	3,750	0
	14	122	C-96	599	0	0	0	599	0
	<b>TOTAL</b>			<b>5,474</b>	<b>0</b>	<b>475</b>	<b>650</b>	<b>4,349</b>	<b>0</b>

APPROPRIATIONS:

PART I: BY ELEMENTS	MOF	PRIOR YR	FY 2013-14	FY 2014-15	REQUESTED		FUTURE YEARS	TOTAL PROJ COST
					FY 2015-16	FY 2016-17		
PLANS	*	0	0	0	0	0	0	0
LAND ACQUISITION	*	475	0	0	0	0	0	475
DESIGN	*	650	0	0	0	0	0	650
CONSTRUCTION	*	3,750	0	599	0	3,500	0	7,849
EQUIPMENT	*	0	0	0	0	0	0	0
<b>TOTAL COST</b>		<b>4,875</b>	<b>0</b>	<b>599</b>	<b>0</b>	<b>3,500</b>	<b>0</b>	<b>8,974</b>

PART II: BY MEANS OF FINANCE	MOF	PRIOR YR	FY 2013-14	FY 2014-15	REQUESTED		FUTURE YEARS	TOTAL PROJ COST
					FY 2015-16	FY 2016-17		
REVENUE BONDS	E	975	0	120	0	700	0	1,795
FEDERAL FUNDS	N	3,900	0	479	0	2,800	0	7,179
<b>TOTAL COST</b>		<b>4,875</b>	<b>0</b>	<b>599</b>	<b>0</b>	<b>3,500</b>	<b>0</b>	<b>8,974</b>

A. TOTAL SCOPE OF PROJECT:

The existing bridge will be replaced with a new bridge that meets current design standards. The structure will be wider, longer to increase drainage capacity, have bridge railings that will redirect errant vehicles, meet the current seismic design criteria, eliminate the possibility of pier scour, and will be designed to accommodate present day vehicular loads.

B. IDENTIFICATION OF NEED AND EVALUATION OF EXISTING SOLUTION:

The structure was built almost 64 years (1940) ago. The roadway width is less than 26 feet which is slightly more than the minimum tolerable limit. The structure does not meet current live load and seismic requirements. The bridge railings and approaches do not meet current crash-tested requirements (TL-3). The existing substructure is susceptible to scour and drainage capacity is deficient.

C. ALTERNATIVES CONSIDERED AND IMPACT IF PROJECT IS DEFERRED:

The No-Build alternative was not considered. The rehabilitation alternative was considered but waterway concerns made this option unacceptable. Deferral of this project will deny the more than 2,000 motorists who travel this route daily a safer and more efficient facility. Annual operation and maintenance cost will increase in the near future.

D. DISCUSS WHAT IMPROVEMENTS WILL TAKE PLACE, WHEN PROJECT COMPLETED (INCLUDING BENEFITS TO BE DERIVED AND/OR DEFICIENCIES THIS PROJECT INTENDS TO CORRECT):

The new bridge will provide a safer and more efficient facility to residents and visitors who utilize Kamehameha V Highway in the vicinity of Kawela Plantation. Possibility of the bridge failing due to scour should be eliminated. The effects of flooding in the area should be reduced.

E. IMPACT UPON FUTURE OPERATING REQUIREMENTS (SHOW INITIAL AND ONGOING FUNDING REQUIREMENTS BY COST ELEMENT, INCLUDING POSITION COUNT, MEANS OF FINANCING, FISCAL YEAR):

See CIPOp Form.

F. ADDITIONAL INFORMATION:

Source of Federal Funds: The Federal Highway Administration (FHWA). Funds are distributed to the States by automatic formula apportionment annually, typically in the first week of October. The Federal Highway program is authorized by Moving Ahead for Progress in the 21st Century (MAP-21) and other previous authorization acts. Actual amount allocated to projects is determined by the Highways Division, using project cost and federal participation rate when obligation of Federal funds is processed with the FHWA.

SENATE DISTRICT	PRIORITY NUMBER	ISLAND	REP DISTRICT	PROJECT SCOPE	ITEM NUMBER	EXPENDING AGENCY
08	11	4 - KAUAI	014	R - REPLACEMENT PROJECT		TRN

**PROJECT TITLE:**

KUHIO HIGHWAY, KAPAIA STREAM BRIDGE REHABILITATION AND/OR REPLACEMENT, KAUAI

**PROJECT DESCRIPTION:**

CONSTRUCTION FOR REHABILITATION AND/OR REPLACEMENT OF A MULTI-TEE BEAM REINFORCED CONCRETE GIRDER BRIDGE ON KUHIO HIGHWAY IN THE VICINITY OF KAPAIA TO INCLUDE PEDESTRIAN WALKWAYS, BRIDGE RAILINGS AND APPROACHES, AND OTHER IMPROVEMENTS. THIS PROJECT IS DEEMED NECESSARY TO QUALIFY FOR FEDERAL AID FINANCING AND/OR REIMBURSEMENT.

**TOTAL ESTIMATED PROJECT COST (\$1,000'S):**

**PRIOR APPROPRIATIONS:**

SLH	YR	ACT	ITEM	TOTALS	PLANS	LAND ACQUISITION	DESIGN	CONSTRUCTION	EQUIPMENT
04	41		C-84	1,300	0	0	1,300	0	0
06	160		C-138	750	0	750	0	0	0
12	106		C-96	8,650	0	0	0	8,650	0
14	122		C-113	2,145	0	0	0	2,145	0
<b>TOTAL</b>				<b>12,845</b>	<b>0</b>	<b>750</b>	<b>1,300</b>	<b>10,795</b>	<b>0</b>

**APPROPRIATIONS:**

PART I: BY ELEMENTS	MOF	PRIOR YR	FY 2013-14	FY 2014-15	REQUESTED		FUTURE YEARS	TOTAL PROJ COST
					FY 2015-16	FY 2016-17		
PLANS	*	0	0	0	0	0	0	0
LAND ACQUISITION	*	750	0	0	0	0	0	750
DESIGN	*	1,300	0	0	0	0	0	1,300
CONSTRUCTION	*	8,650	0	2,145	750	0	0	11,545
EQUIPMENT	*	0	0	0	0	0	0	0
<b>TOTAL COST</b>		<b>10,700</b>	<b>0</b>	<b>2,145</b>	<b>750</b>	<b>0</b>	<b>0</b>	<b>13,595</b>

PART II: BY MEANS OF FINANCE	MOF	PRIOR YR	FY 2013-14	FY 2014-15	REQUESTED		FUTURE YEARS	TOTAL PROJ COST
					FY 2015-16	FY 2016-17		
REVENUE BONDS	E	2,140	0	429	150	0	0	2,719
FEDERAL FUNDS	N	8,560	0	1,716	600	0	0	10,876
TOTAL COST		10,700	0	2,145	750	0	0	13,595

A. TOTAL SCOPE OF PROJECT:

THE EXISTING BRIDGE WILL BE REHABILITATED AND/OR REPLACED WITH A NEW BRIDGE THAT MEETS CURRENT DESIGN STANDARDS. THE BRIDGE WILL BE WIDER, LONGER, HAVE PEDESTRIAN WALKWAYS, HAVE BRIDGE RAILINGS THAT WILL REDIRECT ERRANT VEHICLES, MEET CURRENT DESIGN CRITERIA, ELIMINATE THE POSSIBILITY OF PIER SCOUR AND WILL BE DESIGNED TO ACCOMMODATE PRESENT DAY VEHICULAR LOADS.

B. IDENTIFICATION OF NEED AND EVALUATION OF EXISTING SOLUTION:

THE STRUCTURE WAS BUILT IN 1933. THE ROADWAY WIDTH IS 27 FEET WHICH IS SLIGHTLY ABOVE THE MINIMUM TOLERABLE WIDTH. THE STRUCTURE HAS NO SIDEWALKS IN AN AREA WHERE PEDESTRIAN TRAFFIC IS ANTICIPATED. THE BRIDGE RAILINGS AND APPROACHES DO NOT MEET CURRENT CRASH-TESTED REQUIREMENTS (TL-4). THE BRIDGE DOES NOT MEET CURRENT LIVE LOAD AND SEISMIC REQUIREMENTS.

C. ALTERNATIVES CONSIDERED AND IMPACT IF PROJECT IS DEFERRED:

THE NO-BUILD ALTERNATIVE WAS NOT CONSIDERED. DEFERRAL OF THIS PROJECT WILL DENY THE MORE THAN 15,000 MOTORISTS WHO TRAVEL THIS ROUTE DAILY A SAFER AND MORE EFFICIENT FACILITY. IN ADDITION, PEDESTRIAN SAFETY WILL BE GREATLY ENHANCED. ANNUAL OPERATION AND MAINTENANCE COST WILL INCREASE IN THE NEAR FUTURE.

D. DISCUSS WHAT IMPROVEMENTS WILL TAKE PLACE, WHEN PROJECT COMPLETED (INCLUDING BENEFITS TO BE DERIVED AND/OR DEFICIENCIES THIS PROJECT INTENDS TO CORRECT):

THIS PROJECT WILL PROVIDE A SAFER AND MORE EFFICIENT FACILITY TO RESIDENTS AND VISITORS WHO UTILIZE KUHIO HIGHWAY IN THE VICINITY OF KAPAIA.

E. IMPACT UPON FUTURE OPERATING REQUIREMENTS (SHOW INITIAL AND ONGOING FUNDING REQUIREMENTS BY COST ELEMENT, INCLUDING POSITION COUNT, MEANS OF FINANCING, FISCAL YEAR):  
SEE CIPOP FORM.

F. ADDITIONAL INFORMATION:

THIS PROJECT IS INCLUDED IN THE HIGHWAYS DIVISION BRIDGE REPLACEMENT PROGRAM AND IS INCLUDED IN THE STATEWIDE TRANSPORTATION IMPROVEMENT PROGRAM (STIP).

SOURCE OF FEDERAL FUNDS: THE FEDERAL HIGHWAY ADMINISTRATION (FHWA). FUNDS ARE DISTRIBUTED TO THE STATES BY AUTOMATIC FORMULA APPORTIONMENT ANNUALLY, TYPICALLY IN THE FIRST WEEK OF OCTOBER. THE FEDERAL HIGHWAY PROGRAM IS AUTHORIZED BY MOVING AHEAD FOR PROGRESS IN THE 21ST CENTURY (MAP-21) AND OTHER PREVIOUS AUTHORIZATION ACTS. ACTUAL AMOUNT ALLOCATED TO PROJECTS IS DETERMINED BY THE HIGHWAYS DIVISION, USING PROJECT COST AND FEDERAL PARTICIPATION RATE WHEN OBLIGATION OF FEDERAL FUNDS IS PROCESSED WITH THE FHWA.

SENATE DISTRICT	PRIORITY NUMBER	ISLAND	REP DISTRICT	PROJECT SCOPE	ITEM NUMBER	EXPENDING AGENCY
08	12	4 - KAUAI	014	R - REPLACEMENT PROJECT		TRN

**PROJECT TITLE:**

KUHIO HIGHWAY, REHAB. AND/OR REPL. OF WAIOLI, WAIPA, AND WAIKOKO STREAM BRIDGES, KAUAI

**PROJECT DESCRIPTION:**

LAND ACQUISITION FOR THE REHABILITATION AND/OR REPLACEMENT OF WAIOLI STREAM BRIDGE, WAIPA STREAM BRIDGE, AND WAIKOKO STREAM BRIDGE ON KUHIO HIGHWAY, ROUTE 560. THIS PROJECT IS DEEMED NECESSARY TO QUALIFY FOR FEDERAL-AID FINANCING AND/OR REIMBURSEMENT.

**TOTAL ESTIMATED PROJECT COST (\$1,000'S):**

**PRIOR APPROPRIATIONS:**

SLH	YR	ACT	ITEM	TOTALS	PLANS	LAND ACQUISITION	DESIGN	CONSTRUCTION	EQUIPMENT
	05	178	C-140	1,750	0	0	1,750	0	0
	06	160	C-140	650	0	650	0	0	0
	12	106	C-94	250	0	250	0	0	0
	14	122	C-115.01	2,000	0	500	1,500	0	0
	TOTAL			4,650	0	1,400	3,250	0	0

**APPROPRIATIONS:**

PART I: BY ELEMENTS	MOF	PRIOR YR	FY 2013-14	FY 2014-15	REQUESTED		FUTURE YEARS	TOTAL PROJ COST
					FY 2015-16	FY 2016-17		
PLANS	*	0	0	0	0	0	0	0
LAND ACQUISITION	*	900	0	500	0	600	0	2,000
DESIGN	*	1,750	0	1,500	0	0	0	3,250
CONSTRUCTION	*	0	0	0	0	0	0	0
EQUIPMENT	*	0	0	0	0	0	0	0
TOTAL COST			2,650	2,000	0	600	0	5,250

PART II: BY MEANS OF FINANCE	MOF	PRIOR YR	FY 2013-14	FY 2014-15	REQUESTED		FUTURE YEARS	TOTAL PROJ COST
					FY 2015-16	FY 2016-17		
REVENUE BONDS	E	530	0	400	0	120	0	1,050
FEDERAL FUNDS	N	2,120	0	1,600	0	480	0	4,200
TOTAL COST			2,650	2,000	0	600	0	5,250

A. TOTAL SCOPE OF PROJECT:

Replacement and/or rehabilitation of the three-span continuous concrete slab Waioli Stream Bridge; the eight-span continuous concrete slab Waipa Stream Bridge; and the single-span concrete slab Waikoko Stream Bridge on Kuhio Highway (Route 560) on Kauai in the vicinity of Hanalei. The existing bridges will be designed to accommodate present day vehicular loads, have crash-tested bridge railings, eliminate the possibility of pier or abutment scour and be environmentally sensitive to the historical and scenic nature of the area.

B. IDENTIFICATION OF NEED AND EVALUATION OF EXISTING SOLUTION:

All three structures were built over 90 years ago (1912 - 1913). All the bridges are posted at 8 tons which is well below the current live load requirements. The bridge railings do not meet current crash tested requirements (TL-2). Waterway adequacy must be upgraded as well as scour elimination.

C. ALTERNATIVES CONSIDERED AND IMPACT IF PROJECT IS DEFERRED:

The no-build alternative was considered but is unacceptable because of the numerous inadequacies of the structures. Rehabilitation of the structures including widening and upgrading of existing members was considered and could be reconsidered with further study and community input. This alternative is not recommended at this time because of deficiencies due to waterway opening, deterioration of existing structure, and scour considerations. Deferral of this project will deny the more than 5,000 motorists who use this route daily a safer and more efficient facility.

D. DISCUSS WHAT IMPROVEMENTS WILL TAKE PLACE, WHEN PROJECT COMPLETED (INCLUDING BENEFITS TO BE DERIVED AND/OR DEFICIENCIES THIS PROJECT INTENDS TO CORRECT):

This project will provide a safer and more efficient facility to the residents and visitors who utilize Kuhio Highway in the vicinity of Hanalei. The structures will allow the uninhibited passage of fire and emergency vehicles as well as construction equipment and other service vehicles. The possibility of scour will be minimized.

E. IMPACT UPON FUTURE OPERATING REQUIREMENTS (SHOW INITIAL AND ONGOING FUNDING REQUIREMENTS BY COST ELEMENT, INCLUDING POSITION COUNT, MEANS OF FINANCING, FISCAL YEAR):

See CIPOp Form.

F. ADDITIONAL INFORMATION:

The existing condition of the three structures will not improve with time and the existing 8 tons limitation may be further reduced which would hinder the movement of the fire department's large tanker trucks, the gas company's movement of propane gas to its customers in the area, picking up of rubbish and waste, and delivery of service for customers of the electric, cable and telephone companies. A very real safety and health issue may evolve if action is not taken.

Source of Federal Funds: The Federal Highway Administration (FHWA). Funds are distributed to the States by automatic formula apportionment annually, typically in the first week of October. The Federal Highway program is authorized by Moving Ahead for Progress in the 21st Century (MAP-21) and other previous authorization acts. Actual amount allocated to projects is determined by the Highways Division, using project cost and federal participation rate when obligation of Federal funds is processed with the FHWA.

SENATE DISTRICT	PRIORITY NUMBER	ISLAND	REP DISTRICT	PROJECT SCOPE	ITEM NUMBER	EXPENDING AGENCY
08	13	4 - KAUAI	016	I - RENOVATION PROJECT		TRN

PROJECT TITLE:  
 KAUMUALII HIGHWAY, BRIDGE NO. 7E REHABILITATION AND/OR REPLACEMENT, KAUAI

PROJECT DESCRIPTION:  
 LAND ACQUISITION FOR REHABILITATION AND/OR REPLACEMENT OF BRIDGE NO. 7E ALONG KAUMUALII HIGHWAY (ROUTE 50). THIS PROJECT IS DEEMED NECESSARY TO QUALIFY FOR FEDERAL AID FINANCING AND/OR REIMBURSEMENT.

TOTAL ESTIMATED PROJECT COST (\$1,000'S):

PRIOR APPROPRIATIONS:

SLH YR	ACT	ITEM	TOTALS	PLANS	LAND ACQUISITION	DESIGN	CONSTRUCTION	EQUIPMENT
13	134	C-116	725	0	0	725	0	0
14	122	C-116	65	0	65	0	0	0
TOTAL			790	0	65	725	0	0

APPROPRIATIONS:

PART I: BY ELEMENTS	MOF	PRIOR YR	FY 2013-14	FY 2014-15	REQUESTED		FUTURE YEARS	TOTAL PROJ COST
					FY 2015-16	FY 2016-17		
PLANS	*	0	0	0	0	0	0	0
LAND ACQUISITION	*	0	0	65	0	100	0	165
DESIGN	*	0	725	0	0	0	0	725
CONSTRUCTION	*	0	0	0	0	0	0	0
EQUIPMENT	*	0	0	0	0	0	0	0
TOTAL COST			0	725	65	0	100	890

PART II: BY MEANS OF FINANCE	MOF	PRIOR YR	FY 2013-14	FY 2014-15	REQUESTED		FUTURE YEARS	TOTAL PROJ COST
					FY 2015-16	FY 2016-17		
REVENUE BONDS	E	0	145	13	0	20	0	178
FEDERAL FUNDS	N	0	580	52	0	80	0	712
TOTAL COST			0	725	65	0	100	890



A. TOTAL SCOPE OF PROJECT:

THE EXISTING BRIDGE WILL BE REHABILITATED AND/OR REPLACED WITH A NEW BRIDGE THAT MEETS CURRENT DESIGN STANDARDS. THE BRIDGE WILL BE LONGER, WIDENED TO ACCOMMODATE PEDESTRIAN AND BICYCLISTS, HAVE BRIDGE RAILINGS THAT WILL REDIRECT ERRANT VEHICLES, MEET CURRENT SEISMIC DESIGN CRITERIA, ELIMINATE PIER SCOUR, AND BE DESIGNED TO ACCOMMODATE PRESENT DAY VEHICULAR LOADS.

B. IDENTIFICATION OF NEED AND EVALUATION OF EXISTING SOLUTION:

THE STRUCTURE WAS BUILT IN 1933. THE ROADWAY WIDTH IS 30 FEET WHICH IS SLIGHTLY ABOVE THE MINIMUM TOLERABLE WIDTH. THE STRUCTURE HAS NO SIDEWALKS IN AN AREA WHERE PEDESTRIAN TRAFFIC IS ANTICIPATED. THE BRIDGE RAILINGS AND APPROACHES DO NOT MEET CURRENT CRASH-TESTED REQUIREMENTS. THE BRIDGE DOES NOT MEET CURRENT LIVE LOAD AND SEISMIC REQUIREMENTS.

C. ALTERNATIVES CONSIDERED AND IMPACT IF PROJECT IS DEFERRED:

THE NO-BUILD ALTERNATIVE WAS NOT CONSIDERED. DEFERRAL OF THIS PROJECT WILL DENY MOTORISTS AND PEDESTRIANS WHO TRAVEL THIS ROUTE DAILY A SAFER AND MORE EFFICIENT FACILITY.

D. DISCUSS WHAT IMPROVEMENTS WILL TAKE PLACE, WHEN PROJECT COMPLETED (INCLUDING BENEFITS TO BE DERIVED AND/OR DEFICIENCIES THIS PROJECT INTENDS TO CORRECT):

THIS PROJECT WILL PROVIDE A SAFER AND MORE EFFICIENT FACILITY TO RESIDENTS AND VISITORS WHO UTILIZE THIS FACILITY.

E. IMPACT UPON FUTURE OPERATING REQUIREMENTS (SHOW INITIAL AND ONGOING FUNDING REQUIREMENTS BY COST ELEMENT, INCLUDING POSITION COUNT, MEANS OF FINANCING, FISCAL YEAR):

SEE CIPOP FORM.

F. ADDITIONAL INFORMATION:

THIS PROJECT IS INCLUDED IN THE HIGHWAYS DIVISION BRIDGE REPLACEMENT PROGRAM AND IS INCLUDED IN THE STATEWIDE TRANSPORTATION IMPROVEMENT PROGRAM (STIP).

SOURCE OF FEDERAL FUNDS: THE FEDERAL HIGHWAY ADMINISTRATION (FHWA). FUNDS ARE DISTRIBUTED TO THE STATES BY AUTOMATIC FORMULA APPORTIONMENT ANNUALLY, TYPICALLY IN THE FIRST WEEK OF OCTOBER. THE FEDERAL HIGHWAY PROGRAM IS AUTHORIZED BY MOVING AHEAD FOR PROGRESS IN THE 21ST CENTURY (MAP-21) AND OTHER PREVIOUS AUTHORIZATION ACTS. ACTUAL AMOUNT ALLOCATED TO PROJECTS IS DETERMINED BY THE HIGHWAYS DIVISION, USING PROJECT COST AND FEDERAL PARTICIPATION RATE WHEN OBLIGATION OF FEDERAL FUNDS IS PROCESSED WITH THE FHWA.

SENATE DISTRICT	PRIORITY NUMBER	ISLAND	REP DISTRICT	PROJECT SCOPE	ITEM NUMBER	EXPENDING AGENCY
18	14	1 - OAHU	037	I - RENOVATION PROJECT		TRN

**PROJECT TITLE:**

KAMEHAMEHA HWY, KIPAPA STREAM (ROOSEVELT) BRIDGE REHABILITATION AND/OR REPLACEMENT, OAHU

**PROJECT DESCRIPTION:**

LAND ACQUISITION AND CONSTRUCTION FOR REHABILITATION AND/OR REPLACEMENT OF KIPAPA STREAM (ROOSEVELT) BRIDGE ON KAMEHAMEHA HIGHWAY. THIS PROJECT IS DEEMED NECESSARY TO QUALIFY FOR FEDERAL AID FINANCING AND/OR REIMBURSEMENT.

**TOTAL ESTIMATED PROJECT COST (\$1,000'S):**

**PRIOR APPROPRIATIONS:**

SLH YR	ACT	ITEM	TOTALS	PLANS	LAND ACQUISITION	DESIGN	CONSTRUCTION	EQUIPMENT
13	134	C-60	1,000	0	0	1,000	0	0
TOTAL			1,000	0	0	1,000	0	0

**APPROPRIATIONS:**

PART I: BY ELEMENTS	MOF	PRIOR YR	FY 2013-14	FY 2014-15	REQUESTED		FUTURE YEARS	TOTAL PROJ COST	
					FY 2015-16	FY 2016-17			
PLANS	*	0	0	0	0	0	0	0	
LAND ACQUISITION	*	0	0	0	250	0	0	250	
DESIGN	*	0	1,000	0	0	0	0	1,000	
CONSTRUCTION	*	0	0	0	0	17,000	0	17,000	
EQUIPMENT	*	0	0	0	0	0	0	0	
TOTAL COST			0	1,000	0	250	17,000	0	18,250

PART II: BY MEANS OF FINANCE	MOF	PRIOR YR	FY 2013-14	FY 2014-15	REQUESTED		FUTURE YEARS	TOTAL PROJ COST	
					FY 2015-16	FY 2016-17			
REVENUE BONDS	E	0	200	0	50	3,400	0	3,650	
FEDERAL FUNDS	N	0	800	0	200	13,600	0	14,600	
TOTAL COST			0	1,000	0	250	17,000	0	18,250

A. TOTAL SCOPE OF PROJECT:

THE EXISTING BRIDGE WILL BE REHABILITATED AND/OR REPLACED TO MEET CURRENT DESIGN STANDARDS. THE STRUCTURE WILL BE STRENGTHENED TO MEET CURRENT LIVE LOAD REQUIREMENTS, HAVE BRIDGE RAILINGS THAT WILL REDIRECT ERRANT VEHICLES, AND MEET CURRENT SEISMIC DESIGN CRITERIA. BECAUSE A FUTURE PROJECT IS PLANNED WITH A POSSIBLE NEW PARALLEL BRIDGE, THIS BRIDGE IS NOT PROPOSED TO BE WIDENED AT THIS TIME.

B. IDENTIFICATION OF NEED AND EVALUATION OF EXISTING SOLUTION:

THE EXISTING STRUCTURE WAS BUILT IN 1933. THE ROADWAY WIDTH OF THE BRIDGE DOES NOT MEET CURRENT AASHTO STANDARDS. IT DOES NOT MEET THE CURRENT LIVE LOAD AND SEISMIC REQUIREMENTS. THE BRIDGE RAILINGS AND APPROACHES DO NOT MEET CURRENT CRASH-TESTED REQUIREMENTS.

C. ALTERNATIVES CONSIDERED AND IMPACT IF PROJECT IS DEFERRED:

THE NO-BUILD ALTERNATIVE WAS NOT CONSIDERED. IF THE PROJECT IS DEFERRED, IT WILL DENY THE MOTORING PUBLIC WHO TRAVEL THIS ROUTE DAILY A SAFER AND MORE EFFICIENT FACILITY. VEHICLES WEIGHING MORE THAN 16 TONS WILL STILL BE RESTRICTED FROM CROSSING THE BRIDGE WITHOUT A PERMIT. ANNUAL OPERATION AND MAINTENANCE COSTS WILL INCREASE IN THE NEAR FUTURE.

D. DISCUSS WHAT IMPROVEMENTS WILL TAKE PLACE, WHEN PROJECT COMPLETED (INCLUDING BENEFITS TO BE DERIVED AND/OR DEFICIENCIES THIS PROJECT INTENDS TO CORRECT):

THIS PROJECT WILL PROVIDE A SAFER AND MORE EFFICIENT FACILITY TO RESIDENTS AND VISITORS WHO UTILIZE THIS FACILITY.

E. IMPACT UPON FUTURE OPERATING REQUIREMENTS (SHOW INITIAL AND ONGOING FUNDING REQUIREMENTS BY COST ELEMENT, INCLUDING POSITION COUNT, MEANS OF FINANCING, FISCAL YEAR):

SEE CIPOP FORM.

F. ADDITIONAL INFORMATION:

THIS PROJECT IS PART OF THE HIGHWAY BRIDGE REHABILITATION AND REPLACEMENT PROGRAM.

SOURCE OF FEDERAL FUNDS: THE FEDERAL HIGHWAY ADMINISTRATION (FHWA). FUNDS ARE DISTRIBUTED TO THE STATES BY AUTOMATIC FORMULA APPORTIONMENT ANNUALLY, TYPICALLY IN THE FIRST WEEK OF OCTOBER. THE FEDERAL HIGHWAY PROGRAM IS AUTHORIZED BY MOVING AHEAD FOR PROGRESS IN THE 21ST CENTURY (MAP-21) AND OTHER PREVIOUS AUTHORIZATION ACTS. ACTUAL AMOUNT ALLOCATED TO PROJECTS IS DETERMINED BY THE HIGHWAYS DIVISION, USING PROJECT COST AND FEDERAL PARTICIPATION RATE WHEN OBLIGATION OF FEDERAL FUNDS IS PROCESSED WITH THE FHWA.

SENATE DISTRICT	PRIORITY NUMBER	ISLAND	REP DISTRICT	PROJECT SCOPE	ITEM NUMBER	EXPENDING AGENCY
23	15	1 - OAHU	047	R - REPLACEMENT PROJECT		TRN

**PROJECT TITLE:**

KAMEHAMEHA HIGHWAY, HOOLAPA (NANAHU) BRIDGE REHABILITATION AND/OR REPLACEMENT, OAHU

**PROJECT DESCRIPTION:**

LAND ACQUISITION AND CONSTRUCTION FOR REHABILITATION AND/OR REPLACEMENT OF HOOLAPA (NANAHU) BRIDGE ALONG KAMEHAMEHA HIGHWAY (ROUTE 83). THIS PROJECT IS DEEMED NECESSARY TO QUALIFY FOR FEDERAL AID FINANCING AND/OR REIMBURSEMENT.

**TOTAL ESTIMATED PROJECT COST (\$1,000'S):**

**PRIOR APPROPRIATIONS:**

SLH YR	ACT	ITEM	TOTALS	PLANS	LAND ACQUISITION	DESIGN	CONSTRUCTION	EQUIPMENT
14	122	C-66.04	1,325	0	1,000	325	0	0
<b>TOTAL</b>			<b>1,325</b>	<b>0</b>	<b>1,000</b>	<b>325</b>	<b>0</b>	<b>0</b>

**APPROPRIATIONS:**

PART I: BY ELEMENTS	MOF	PRIOR YR	FY 2013-14	FY 2014-15	REQUESTED		FUTURE YEARS	TOTAL PROJ COST
					FY 2015-16	FY 2016-17		
PLANS	*	0	0	0	0	0	0	0
LAND ACQUISITION	*	0	0	1,000	250	0	0	1,250
DESIGN	*	0	0	325	0	0	0	325
CONSTRUCTION	*	0	0	0	5,000	0	0	5,000
EQUIPMENT	*	0	0	0	0	0	0	0
<b>TOTAL COST</b>		<b>0</b>	<b>0</b>	<b>1,325</b>	<b>5,250</b>	<b>0</b>	<b>0</b>	<b>6,575</b>

PART II: BY MEANS OF FINANCE	MOF	PRIOR YR	FY 2013-14	FY 2014-15	REQUESTED		FUTURE YEARS	TOTAL PROJ COST
					FY 2015-16	FY 2016-17		
REVENUE BONDS	E	0	0	265	1,050	0	0	1,315
FEDERAL FUNDS	N	0	0	1,060	4,200	0	0	5,260
<b>TOTAL COST</b>		<b>0</b>	<b>0</b>	<b>1,325</b>	<b>5,250</b>	<b>0</b>	<b>0</b>	<b>6,575</b>

A. TOTAL SCOPE OF PROJECT:

THE EXISTING BRIDGE WILL BE REHABILITATED AND/OR REPLACED WITH A NEW BRIDGE THAT MEETS CURRENT DESIGN STANDARDS. THE BRIDGE WILL BE LONGER, WIDER TO ACCOMMODATE BICYCLISTS AND PEDESTRIANS IN THE SHOULDERS, HAVE BRIDGE RAILINGS THAT WILL REDIRECT ERRANT VEHICLES, MEET CURRENT DESIGN CRITERIA, ELIMINATE PIER SCOUR AND WILL BE DESIGNED TO ACCOMMODATE PRESENT DAY VEHICULAR LOADS.

B. IDENTIFICATION OF NEED AND EVALUATION OF EXISTING SOLUTION:

THE STRUCTURE WAS BUILT IN 1931. THE ROADWAY WIDTH IS 24 FEET WHICH IS SLIGHTLY ABOVE THE MINIMUM TOLERABLE WIDTH. THE STRUCTURE HAS NO SIDEWALKS IN AN AREA WHERE PEDESTRIAN TRAFFIC IS ANTICIPATED. THE BRIDGE RAILINGS AND APPROACHES DO NOT MEET CURRENT CRASH-TESTED REQUIREMENTS (TL-3). THE BRIDGE DOES NOT MEET CURRENT LIVE LOAD AND SEISMIC REQUIREMENTS.

C. ALTERNATIVES CONSIDERED AND IMPACT IF PROJECT IS DEFERRED:

THE NO-BUILD ALTERNATIVE WAS NOT CONSIDERED. DEFERRAL OF THIS PROJECT WILL DENY MOTORISTS AND PEDESTRIANS WHO TRAVEL THIS ROUTE DAILY A SAFER AND MORE EFFICIENT FACILITY.

D. DISCUSS WHAT IMPROVEMENTS WILL TAKE PLACE, WHEN PROJECT COMPLETED (INCLUDING BENEFITS TO BE DERIVED AND/OR DEFICIENCIES THIS PROJECT INTENDS TO CORRECT):

THIS PROJECT WILL PROVIDE A SAFER AND MORE EFFICIENT FACILITY TO RESIDENTS AND VISITORS WHO UTILIZE THIS FACILITY.

E. IMPACT UPON FUTURE OPERATING REQUIREMENTS (SHOW INITIAL AND ONGOING FUNDING REQUIREMENTS BY COST ELEMENT, INCLUDING POSITION COUNT, MEANS OF FINANCING, FISCAL YEAR):

SEE CIPOP FORM.

F. ADDITIONAL INFORMATION:

THIS PROJECT IS INCLUDED IN THE HIGHWAYS DIVISION BRIDGE REPLACEMENT PROGRAM AND IS INCLUDED IN THE STATEWIDE TRANSPORTATION IMPROVEMENT PROGRAM (STIP).

SOURCE OF FEDERAL FUNDS: THE FEDERAL HIGHWAY ADMINISTRATION (FHWA). FUNDS ARE DISTRIBUTED TO THE STATES BY AUTOMATIC FORMULA APPORTIONMENT ANNUALLY, TYPICALLY IN THE FIRST WEEK OF OCTOBER. THE FEDERAL HIGHWAY PROGRAM IS AUTHORIZED BY MOVING AHEAD FOR PROGRESS IN THE 21ST CENTURY (MAP-21) AND OTHER PREVIOUS AUTHORIZATION ACTS. ACTUAL AMOUNT ALLOCATED TO PROJECTS IS DETERMINED BY THE HIGHWAYS DIVISION, USING PROJECT COST AND FEDERAL PARTICIPATION RATE WHEN OBLIGATION OF FEDERAL FUNDS IS PROCESSED WITH THE FHWA.

SENATE DISTRICT	PRIORITY NUMBER	ISLAND	REP DISTRICT	PROJECT SCOPE	ITEM NUMBER	EXPENDING AGENCY
04	16	3 - HAWAII	001	R - REPLACEMENT PROJECT		TRN

**PROJECT TITLE:**

MAMALAOHA HIGHWAY, NINOLE BRIDGE REHABILITATION AND/OR REPLACEMENT, HAWAII

**PROJECT DESCRIPTION:**

CONSTRUCTION FOR REHABILITATION AND/OR REPLACEMENT OF NINOLE BRIDGE ALONG MAMALAOHA HIGHWAY (ROUTE 11). THIS PROJECT IS DEEMED NECESSARY TO QUALIFY FOR FEDERAL AID FINANCING AND/OR REIMBURSEMENT.

**TOTAL ESTIMATED PROJECT COST (\$1,000'S):**

**PRIOR APPROPRIATIONS:**

SLH YR	ACT	ITEM	TOTALS	PLANS	LAND ACQUISITION	DESIGN	CONSTRUCTION	EQUIPMENT
14	122	C-85.03	1,305	0	1,044	261	0	0
TOTAL			1,305	0	1,044	261	0	0

**APPROPRIATIONS:**

PART I: BY ELEMENTS	MOF	PRIOR YR	FY 2013-14	FY 2014-15	REQUESTED		FUTURE YEARS	TOTAL PROJ COST
					FY 2015-16	FY 2016-17		
PLANS	*	0	0	0	0	0	0	0
LAND ACQUISITION	*	0	0	1,044	0	0	0	1,044
DESIGN	*	0	0	261	0	0	0	261
CONSTRUCTION	*	0	0	0	0	8,000	0	8,000
EQUIPMENT	*	0	0	0	0	0	0	0
TOTAL COST			0	0	1,305	0	8,000	9,305

PART II: BY MEANS OF FINANCE	MOF	PRIOR YR	FY 2013-14	FY 2014-15	REQUESTED		FUTURE YEARS	TOTAL PROJ COST
					FY 2015-16	FY 2016-17		
REVENUE BONDS	E	0	0	261	0	1,600	0	1,861
FEDERAL FUNDS	N	0	0	1,044	0	6,400	0	7,444
TOTAL COST			0	0	1,305	0	8,000	9,305

A. TOTAL SCOPE OF PROJECT:

THE EXISTING BRIDGE WILL BE REHABILITATED AND/OR REPLACED WITH A NEW BRIDGE THAT MEETS CURRENT DESIGN STANDARDS. THE BRIDGE WILL BE LONGER, WIDER TO ACCOMMODATE BICYCLISTS AND PEDESTRIANS IN THE SHOULDERS, HAVE BRIDGE RAILINGS THAT WILL REDIRECT ERRANT VEHICLES, MEET CURRENT DESIGN CRITERIA, ELIMINATE PIER SCOUR AND WILL BE DESIGNED TO ACCOMMODATE PRESENT DAY VEHICULAR LOADS.

B. IDENTIFICATION OF NEED AND EVALUATION OF EXISTING SOLUTION:

THE STRUCTURE WAS BUILT IN 1940. THE ROADWAY WIDTH IS 24 FEET WHICH IS SLIGHTLY ABOVE THE MINIMUM TOLERABLE WIDTH. THE STRUCTURE HAS NO SIDEWALKS IN AN AREA WHERE PEDESTRIAN TRAFFIC IS ANTICIPATED. THE BRIDGE RAILINGS AND APPROACHES DO NOT MEET CURRENT CRASH-TESTED REQUIREMENTS (TL-3). THE BRIDGE DOES NOT MEET CURRENT LIVE LOAD AND SEISMIC REQUIREMENTS. THE EXISTING BRIDGE IS CONSTRUCTED OF TIMBER AND REQUIRES HIGH MAINTENANCE. THIS BRIDGE HAS RELATIVELY LOW LOAD-CARRYING CAPACITY SO PERMIT VEHICLES CANNOT TRAVEL ON THIS HIGHWAY BECAUSE OF THIS BRIDGE.

C. ALTERNATIVES CONSIDERED AND IMPACT IF PROJECT IS DEFERRED:

THE NO-BUILD ALTERNATIVE WAS NOT CONSIDERED. DEFERRAL OF THIS PROJECT WILL DENY MOTORISTS AND PEDESTRIANS WHO TRAVEL THIS ROUTE DAILY A SAFER AND MORE EFFICIENT FACILITY.

D. DISCUSS WHAT IMPROVEMENTS WILL TAKE PLACE, WHEN PROJECT COMPLETED (INCLUDING BENEFITS TO BE DERIVED AND/OR DEFICIENCIES THIS PROJECT INTENDS TO CORRECT):

THIS PROJECT WILL PROVIDE A SAFER AND MORE EFFICIENT FACILITY TO RESIDENTS AND VISITORS WHO UTILIZE THIS FACILITY.

E. IMPACT UPON FUTURE OPERATING REQUIREMENTS (SHOW INITIAL AND ONGOING FUNDING REQUIREMENTS BY COST ELEMENT, INCLUDING POSITION COUNT, MEANS OF FINANCING, FISCAL YEAR):

SEE CIPOP FORM.

F. ADDITIONAL INFORMATION:

THIS PROJECT IS INCLUDED IN THE HIGHWAYS DIVISION BRIDGE REPLACEMENT PROGRAM AND IS INCLUDED IN THE STATEWIDE TRANSPORTATION IMPROVEMENT PROGRAM (STIP).

SOURCE OF FEDERAL FUNDS: THE FEDERAL HIGHWAY ADMINISTRATION (FHWA). FUNDS ARE DISTRIBUTED TO THE STATES BY AUTOMATIC FORMULA APPORTIONMENT ANNUALLY, TYPICALLY IN THE FIRST WEEK OF OCTOBER. THE FEDERAL HIGHWAY PROGRAM IS AUTHORIZED BY MOVING AHEAD FOR PROGRESS IN THE 21ST CENTURY (MAP-21) AND OTHER PREVIOUS AUTHORIZATION ACTS. ACTUAL AMOUNT ALLOCATED TO PROJECTS IS DETERMINED BY THE HIGHWAYS DIVISION, USING PROJECT COST AND FEDERAL PARTICIPATION RATE WHEN OBLIGATION OF FEDERAL FUNDS IS PROCESSED WITH THE FHWA.

SENATE DISTRICT	PRIORITY NUMBER	ISLAND	REP DISTRICT	PROJECT SCOPE	ITEM NUMBER	EXPENDING AGENCY
08	17	4 - KAUAI	014	R - REPLACEMENT PROJECT		TRN

**PROJECT TITLE:**

KUHIO HIGHWAY, REPLACEMENT OF WAINIHA BRIDGES, NOS. 1, 2, AND 3, KAUAI

**PROJECT DESCRIPTION:**

CONSTRUCTION FOR REPLACEMENT OF WAINIHA BRIDGES NOS. 1, 2, AND 3. PROJECT WILL CONSTRUCT BRIDGE APPROACHES, DETOUR ROADS, AND OTHER IMPROVEMENTS. THIS PROJECT IS DEEMED NECESSARY TO QUALIFY FOR FEDERAL AID FINANCING AND/OR REIMBURSEMENT.

**TOTAL ESTIMATED PROJECT COST (\$1,000'S):**

**PRIOR APPROPRIATIONS:**

SLH	YR	ACT	ITEM	TOTALS	PLANS	LAND ACQUISITION	DESIGN	CONSTRUCTION	EQUIPMENT
	02	177	C-128B	5,100	0	225	775	4,100	0
	04	41	C-86.03	225	0	225	0	0	0
	05	178	C-136	25,000	0	0	0	25,000	0
	11	164	C-100	1,000	0	0	1,000	0	0
	13	134	C-112	500	0	0	500	0	0
	14	122	C-112	170	0	170	0	0	0
	<b>TOTAL</b>			<b>31,995</b>	<b>0</b>	<b>620</b>	<b>2,275</b>	<b>29,100</b>	<b>0</b>

**APPROPRIATIONS:**

PART I: BY ELEMENTS	MOF	PRIOR YR	FY 2013-14	FY 2014-15	REQUESTED		FUTURE YEARS	TOTAL PROJ COST
					FY 2015-16	FY 2016-17		
PLANS	*	0	0	0	0	0	0	0
LAND ACQUISITION	*	450	0	170	0	0	0	620
DESIGN	*	1,775	500	0	0	0	0	2,275
CONSTRUCTION	*	29,100	0	0	0	15,000	0	44,100
EQUIPMENT	*	0	0	0	0	0	0	0
<b>TOTAL COST</b>		<b>31,325</b>	<b>500</b>	<b>170</b>	<b>0</b>	<b>15,000</b>	<b>0</b>	<b>46,995</b>



PART II: BY MEANS OF FINANCE	MOF	PRIOR YR	FY 2013-14	FY 2014-15	REQUESTED		FUTURE YEARS	TOTAL PROJ COST
					FY 2015-16	FY 2016-17		
REVENUE BONDS	E	11,325	499	170	0	3,000	0	14,994
FEDERAL FUNDS	N	20,000	1	0	0	12,000	0	32,001
<b>TOTAL COST</b>		<b>31,325</b>	<b>500</b>	<b>170</b>	<b>0</b>	<b>15,000</b>	<b>0</b>	<b>46,995</b>

A. TOTAL SCOPE OF PROJECT:

Demolish, remove and construct three new bridges. Also, construct bridge approaches and detour roads and other improvements.

B. IDENTIFICATION OF NEED AND EVALUATION OF EXISTING SOLUTION:

Bridge inspections recently conducted revealed that the three Wainiha bridges are in such corroded condition that it is not feasible to do any major repairs. The existing steel girders & other steel members supporting the travelway have corroded to the point where it is more feasible to construct new bridges rather than doing the extensive repairs necessary to bring the bridges up to standard. The Wainiha Bridge No. 3 load carrying capacity has been downgraded from 8 tons to 6 tons.

C. ALTERNATIVES CONSIDERED AND IMPACT IF PROJECT IS DEFERRED:

a) Leave bridges "as is": This is not an acceptable alternative as public safety is involved and we cannot allow the bridge to fail while it is in service. b) Perform "quick" fixes/repair to the damaged, or corroded tension rods, girders, decking and railing. The cost of continually doing these repairs is not practical nor feasible. c) Replace the existing bridges with a modular, prefabricated bridge system. d) Construct new concrete bridges. If the project is deferred the bridges may be susceptible to sudden failure due to the deteriorated conditions.

D. DISCUSS WHAT IMPROVEMENTS WILL TAKE PLACE, WHEN PROJECT COMPLETED (INCLUDING BENEFITS TO BE DERIVED AND/OR DEFICIENCIES THIS PROJECT INTENDS TO CORRECT):

When the project is completed there will be three new bridges across the Wainiha River designed to accept current highway loadings (HS-20) with no weight restrictions. The new bridges will conform to current bridge standards, which will make it safer for motorists using the bridges.

E. IMPACT UPON FUTURE OPERATING REQUIREMENTS (SHOW INITIAL AND ONGOING FUNDING REQUIREMENTS BY COST ELEMENT, INCLUDING POSITION COUNT, MEANS OF FINANCING, FISCAL YEAR):

See CIPOp Form.

F. ADDITIONAL INFORMATION:

The existing load restrictions of 6 tons on the Wainiha Bridges is severely impacting business and residents alike. The gas company cannot transport propane gas in large quantities to service their customers. The fire department cannot use their large tanker trucks to fight fires beyond the Wainiha Bridges. Residents building new homes are impacted due to the weight restrictions on the bridges (concrete trucks cannot cross the bridges and container homes cannot be trucked to the site). Homeowners insurance rates are impacted because the fire department cannot bring the larger tanker fire trucks beyond the Wainiha bridges.

Source of Federal Funds: The Federal Highway Administration (FHWA). Funds are distributed to the States by automatic formula apportionment annually, typically in the first week of October. The Federal Highway program is authorized by Moving Ahead for Progress in the 21st Century (MAP-21) and other previous authorization acts. Actual amount allocated to projects is determined by the Highways Division, using project cost and federal participation rate when obligation of Federal funds is processed with the FHWA.

SENATE DISTRICT	PRIORITY NUMBER	ISLAND	REP DISTRICT	PROJECT SCOPE	ITEM NUMBER	EXPENDING AGENCY
23	18	1 - OAHU	047	R - REPLACEMENT PROJECT		TRN

**PROJECT TITLE:**

KAMEHAMEHA HIGHWAY, KAWELA STREAM BRIDGE REPLACEMENT, OAHU

**PROJECT DESCRIPTION:**

CONSTRUCTION FOR REPLACEMENT OF THE EXISTING BRIDGE ON KAMEHAMEHA HIGHWAY AT KAWELA STREAM WITH A LARGER BRIDGE INCLUDING IMPROVEMENTS TO THE ROADWAY APPROACHES, SEISMIC UPGRADES, TEMPORARY DETOUR ROAD, AND UTILITY RELOCATIONS. THIS PROJECT IS DEEMED NECESSARY TO QUALIFY FOR FEDERAL AID FINANCING AND/OR REIMBURSEMENT.

**TOTAL ESTIMATED PROJECT COST (\$1,000'S):**

**PRIOR APPROPRIATIONS:**

SLH	YR	ACT	ITEM	TOTALS	PLANS	LAND ACQUISITION	DESIGN	CONSTRUCTION	EQUIPMENT
00	281		C-85C	300	0	0	300	0	0
01	259		C-68	90	0	90	0	0	0
04	41		C-61.04	2,000	0	0	0	2,000	0
06	160		C-98.03	6,000	0	0	0	6,000	0
09	162		C-77	1,000	0	0	0	1,000	0
12	106		C-62.03	925	0	0	0	925	0
14	122		C-57.01	7,500	0	0	0	7,500	0
<b>TOTAL</b>				<b>17,815</b>	<b>0</b>	<b>90</b>	<b>300</b>	<b>17,425</b>	<b>0</b>

**APPROPRIATIONS:**

PART I: BY ELEMENTS	MOF	PRIOR YR	FY 2013-14	FY 2014-15	REQUESTED		FUTURE YEARS	TOTAL PROJ COST
					FY 2015-16	FY 2016-17		
PLANS	*	0	0	0	0	0	0	0
LAND ACQUISITION	*	90	0	0	0	0	0	90
DESIGN	*	300	0	0	0	0	0	300
CONSTRUCTION	*	9,925	0	7,500	2,500	0	0	19,925
EQUIPMENT	*	0	0	0	0	0	0	0
<b>TOTAL COST</b>			<b>10,315</b>	<b>0</b>	<b>7,500</b>	<b>2,500</b>	<b>0</b>	<b>20,315</b>

PART II: BY MEANS OF FINANCE	MOF	PRIOR YR	FY 2013-14	FY 2014-15	REQUESTED		FUTURE YEARS	TOTAL PROJ COST
					FY 2015-16	FY 2016-17		
REVENUE BONDS	E	2,310	0	1,500	500	0	0	4,310
FEDERAL FUNDS	N	8,005	0	6,000	2,000	0	0	16,005
TOTAL COST		10,315	0	7,500	2,500	0	0	20,315

A. TOTAL SCOPE OF PROJECT:

REPLACE EXISTING BRIDGE AT KAWELA STREAM ON KAMEHAMEHA HIGHWAY WITH A NEW STRUCTURE THAT MEETS CURRENT SEISMIC AND DESIGN STANDARDS. WORK INCLUDES MOVING OVERHEAD UTILITIES, SIGNAL CORPS CABLE AND WATERLINES; IMPROVING THE ROADWAY APPROACHES; INSTALLING A TEMPORARY DETOUR ROAD; AND OTHER INCIDENTAL WORK. NBIS BRIDGE NUMBER 003000830301140.

B. IDENTIFICATION OF NEED AND EVALUATION OF EXISTING SOLUTION:

EXISTING BRIDGE IS FUNCTIONALLY OBSOLETE PER NBIS GUIDELINES AND HAS A NBIS SUFFICIENCY RATING OF 27. THE BRIDGE HAS AN INVENTORY RATING OF HS-10 AND IS BEING USED AT ABOVE THE DESIGN LOAD CAPACITY; IT DOES NOT MEET CURRENT LIVE LOAD OR SEISMIC REQUIREMENTS. THE STRUCTURE TO BE REPLACED WAS BUILT OVER 68 YEARS AGO AND THE ROADWAY WIDTH ON THE STRUCTURE IS LESS THAN THE MINIMUM ACCEPTABLE WIDTH OF 25 FEET.

C. ALTERNATIVES CONSIDERED AND IMPACT IF PROJECT IS DEFERRED:

THE "DO NOTHING" ALTERNATIVE WAS CONSIDERED BUT WILL LEAD TO INCREASED MAINTENANCE COSTS IN THE FUTURE. IT WILL CONTINUE TO HAVE BRIDGE WIDTHS, SHOULDER WIDTHS AND SAFETY FEATURES LESS THAN DESIRED BY CURRENT STANDARDS. BRIDGE LOAD CAPACITY MAY DECREASE WITH TIME AND COULD IMPACT TRUCK TRAFFIC THROUGH KAMEHAMEHA HIGHWAY IN THE FUTURE.

D. DISCUSS WHAT IMPROVEMENTS WILL TAKE PLACE, WHEN PROJECT COMPLETED (INCLUDING BENEFITS TO BE DERIVED AND/OR DEFICIENCIES THIS PROJECT INTENDS TO CORRECT):

THE NEW BRIDGE WILL BE WIDER TO ALLOW PEDESTRIANS AND BICYCLES TO TRAVERSE THE BRIDGE WITHOUT GOING INTO TRAFFIC LANES AND WILL MEET CURRENT DESIGN AND SEISMIC STANDARDS. THE NEW BRIDGE RAILS, ENDPOSTS, TRANSITIONS, APPROACH GUARDRAIL AND GUARDRAIL END TREATMENTS WILL MEET CURRENT NCHRP 350 STANDARDS FOR TL-4 CRASH STANDARDS. THE PROJECT WILL PROVIDE FOR A LARGER WATERWAY OPENING AND BE DESIGNED TO A LOAD CAPACITY OF HL-93, WHICH IS TWICE THE EXISTING BRIDGE DESIGN LOAD.

E. IMPACT UPON FUTURE OPERATING REQUIREMENTS (SHOW INITIAL AND ONGOING FUNDING REQUIREMENTS BY COST ELEMENT, INCLUDING POSITION COUNT, MEANS OF FINANCING, FISCAL YEAR):  
SEE CIPOP FORM.

F. ADDITIONAL INFORMATION:

THE PROJECT IS INCLUDED IN THE HIGHWAYS DIVISION BRIDGE REPLACEMENT PROGRAM AND THE STATEWIDE TRANSPORTATION IMPROVEMENT PLAN (STIP).

SOURCE OF FEDERAL FUNDS: THE FEDERAL HIGHWAY ADMINISTRATION (FHWA). FUNDS ARE DISTRIBUTED TO THE STATES BY AUTOMATIC FORMULA APPORTIONMENT ANNUALLY, TYPICALLY IN THE FIRST WEEK OF OCTOBER. THE FEDERAL HIGHWAY PROGRAM IS AUTHORIZED BY MOVING AHEAD FOR PROGRESS IN THE 21ST CENTURY (MAP-21) AND OTHER PREVIOUS AUTHORIZATION ACTS. ACTUAL AMOUNT ALLOCATED TO PROJECTS IS DETERMINED BY THE HIGHWAYS DIVISION, USING PROJECT COST AND FEDERAL PARTICIPATION RATE WHEN OBLIGATION OF FEDERAL FUNDS IS PROCESSED WITH THE FHWA.

SENATE DISTRICT	PRIORITY NUMBER	ISLAND	REP DISTRICT	PROJECT SCOPE	ITEM NUMBER	EXPENDING AGENCY
07	19	2 - MAUI	013	I - RENOVATION PROJECT		TRN

**PROJECT TITLE:**

HANA HIGHWAY IMPROVEMENTS, HUELO TO HANA, MAUI

**PROJECT DESCRIPTION:**

CONSTRUCTION FOR IMPROVING, UPGRADING, AND/OR REPAIRING ROADWAYS, BRIDGES, WALLS, DRAINAGE STRUCTURES, GUARDRAILS, AND OTHER FACILITIES ON ROUTE 360 HANA HIGHWAY.

**TOTAL ESTIMATED PROJECT COST (\$1,000'S):**

**PRIOR APPROPRIATIONS:**

SLH		ITEM	TOTALS	PLANS	LAND ACQUISITION	DESIGN	CONSTRUCTION	EQUIPMENT
YR	ACT							
99	91	C-98	85	0	0	85	0	0
02	177	C-110	1,500	0	0	0	1,500	0
08	158	C-95	275	0	0	275	0	0
09	162	C-114	1,430	0	0	0	1,430	0
10	180	C-114	1,500	0	0	0	1,500	0
11	164	C-79	840	0	0	0	840	0
12	106	C-79	1,500	0	0	0	1,500	0
TOTAL			7,130	0	0	360	6,770	0

**APPROPRIATIONS:**

PART I: BY ELEMENTS	MOF	PRIOR YR	FY 2013-14	FY 2014-15	REQUESTED		FUTURE YEARS	TOTAL PROJ COST
					FY 2015-16	FY 2016-17		
PLANS	*	0	0	0	0	0	0	0
LAND ACQUISITION	*	0	0	0	0	0	0	0
DESIGN	*	360	0	0	0	0	0	360
CONSTRUCTION	*	6,770	0	0	2,000	2,000	0	10,770
EQUIPMENT	*	0	0	0	0	0	0	0
<b>TOTAL COST</b>		<b>7,130</b>	<b>0</b>	<b>0</b>	<b>2,000</b>	<b>2,000</b>	<b>0</b>	<b>11,130</b>

PART II: BY MEANS OF FINANCE	MOF	PRIOR YR	FY 2013-14	FY 2014-15	REQUESTED		FUTURE YEARS	TOTAL PROJ COST
					FY 2015-16	FY 2016-17		
REVENUE BONDS	E	5,700	0	0	2,000	2,000	0	9,700
OTHER FUNDS	X	1,430	0	0	0	0	0	1,430
<b>TOTAL COST</b>		<b>7,130</b>	<b>0</b>	<b>0</b>	<b>2,000</b>	<b>2,000</b>	<b>0</b>	<b>11,130</b>

A. TOTAL SCOPE OF PROJECT:

REPAIR ROAD SECTIONS DAMAGED BY WEATHER AND DETERIORATION, INCLUDING RECONSTRUCTING ROADS, CONSTRUCTING RETAINING WALLS AND EMBANKMENTS, DRAINAGE STRUCTURES, INSTALLING AND UPGRADING GUARDRAILS, AND INSTALL OTHER ROADWAY IMPROVEMENTS.

B. IDENTIFICATION OF NEED AND EVALUATION OF EXISTING SOLUTION:

HANA HIGHWAY HAS MANY SECTIONS WHERE THE EDGE OF THE ROAD HAS ERODED DUE TO WEATHER. RETAINING WALLS OR EMBANKMENTS NEED TO BE CONSTRUCTED AND/OR REPAIRED TO MAKE THE ROADWAY SHOULDER MORE STABLE. CULVERTS NEED TO BE REPLACED OR UPGRADED DUE TO AGE AND DETERIORATION. GUARDRAIL AND END TREATMENTS NEED TO BE INSTALLED, REPAIRED, REPLACED OR UPGRADED.

C. ALTERNATIVES CONSIDERED AND IMPACT IF PROJECT IS DEFERRED:

THE ALTERNATIVE CONSIDERED WAS CONTINUING REPAIRS WITH MAINTENANCE FORCES; HOWEVER, THE RATE OF DETERIORATION HAS EXCEEDED THE CAPABILITIES OF THE ROAD MAINTENANCE CREWS. IF THE PROJECT IS DEFERRED, PORTIONS OF THE ROADWAY WILL CONTINUE TO DETERIORATE AND EXPOSE THE DOT TO POSSIBLE LIABILITY ISSUES.

D. DISCUSS WHAT IMPROVEMENTS WILL TAKE PLACE, WHEN PROJECT COMPLETED (INCLUDING BENEFITS TO BE DERIVED AND/OR DEFICIENCIES THIS PROJECT INTENDS TO CORRECT):

THE 32 MILE LENGTH OF HIGHWAY IS THE ONLY ALL WEATHER ROAD INTO THE HANA AND KEANAE COMMUNITIES. IMPROVEMENTS AND RESTORATION WILL PROVIDE A SAFER HIGHWAY FOR ROAD USERS AND WILL BRING IMPROVEMENTS SUCH AS GUARDRAILS UP TO MORE CURRENT STANDARDS. ROADWAY SHOULDERS WILL BE STABILIZED AND DRAINAGE FACILITIES WILL BE IMPROVED WHICH WILL DECREASE MAINTENANCE COSTS AND PROVIDE A SAFER ROADWAY.

E. IMPACT UPON FUTURE OPERATING REQUIREMENTS (SHOW INITIAL AND ONGOING FUNDING REQUIREMENTS BY COST ELEMENT, INCLUDING POSITION COUNT, MEANS OF FINANCING, FISCAL YEAR):  
SEE CIPOP FORM.

F. ADDITIONAL INFORMATION:

THIS PROJECT WILL ADDRESS APPROXIMATELY TEN SPOT LOCATIONS ALONG ROUTE 360 HANA HIGHWAY.



SENATE DISTRICT	PRIORITY NUMBER	ISLAND	REP DISTRICT	PROJECT SCOPE	ITEM NUMBER	EXPENDING AGENCY
03	20	3 - HAWAII	001	I - RENOVATION PROJECT		TRN

PROJECT TITLE:  
 KOHALA MOUNTAIN ROAD DRAINAGE IMPROVEMENTS, HAWAII

PROJECT DESCRIPTION:  
 CONSTRUCTION FOR DRAINAGE IMPROVEMENTS IN THE VICINITY OF MILE POST 10.60.

TOTAL ESTIMATED PROJECT COST (\$1,000'S):

PRIOR APPROPRIATIONS:

SLH YR	ACT	ITEM	TOTALS	PLANS	LAND ACQUISITION	DESIGN	CONSTRUCTION	EQUIPMENT
12	106	C-71	3,600	0	0	0	3,600	0
TOTAL			3,600	0	0	0	3,600	0

APPROPRIATIONS:

PART I: BY ELEMENTS	MOF	PRIOR YR	FY 2013-14	FY 2014-15	REQUESTED		FUTURE YEARS	TOTAL PROJ COST
					FY 2015-16	FY 2016-17		
PLANS	*	0	0	0	0	0	0	0
LAND ACQUISITION	*	0	0	0	0	0	0	0
DESIGN	*	0	0	0	0	0	0	0
CONSTRUCTION	*	3,600	0	0	3,600	0	0	7,200
EQUIPMENT	*	0	0	0	0	0	0	0
TOTAL COST			3,600	0	0	3,600	0	7,200

PART II: BY MEANS OF FINANCE	MOF	PRIOR YR	FY 2013-14	FY 2014-15	REQUESTED		FUTURE YEARS	TOTAL PROJ COST
					FY 2015-16	FY 2016-17		
REVENUE BONDS	E	3,600	0	0	3,600	0	0	7,200
TOTAL COST			3,600	0	0	3,600	0	7,200

A. TOTAL SCOPE OF PROJECT:

The project scope consists of demolishing and removing existing culverts and headwalls, installing new culverts, constructing new inlet and outlet structures, installation of grouted rubble paving and concrete swale, and extending and grading the shoulder at the structures.

B. IDENTIFICATION OF NEED AND EVALUATION OF EXISTING SOLUTION:

Existing culvert is not adequately sized for existing conditions causing water to overtop the roadway. If the project is not implemented, maintenance personnel will have to continually make repairs due to overtopping and clear debris after larger rain events.

C. ALTERNATIVES CONSIDERED AND IMPACT IF PROJECT IS DEFERRED:

Do-Nothing: This is not an acceptable alternative because the substandard conditions will remain until a major improvement is constructed on Kohala Mountain Road in the vicinity of M.P. 10.60. Furthermore maintenance personnel will need to continually make repairs due to overtopping and clear debris after larger rain events.

D. DISCUSS WHAT IMPROVEMENTS WILL TAKE PLACE, WHEN PROJECT COMPLETED (INCLUDING BENEFITS TO BE DERIVED AND/OR DEFICIENCIES THIS PROJECT INTENDS TO CORRECT):

Constructing the drainage facilities will alleviate runoff onto the highway and reduce erosion within the highways right-of-way and adjacent areas. These drainage improvements will provide a safer highway during heavy rainfall by preventing runoff from overtopping the roadway. Also, by reducing the erosion there will be less pollution of state waters.

E. IMPACT UPON FUTURE OPERATING REQUIREMENTS (SHOW INITIAL AND ONGOING FUNDING REQUIREMENTS BY COST ELEMENT, INCLUDING POSITION COUNT, MEANS OF FINANCING, FISCAL YEAR):

See CIPOp Form.

F. ADDITIONAL INFORMATION:

SENATE DISTRICT	PRIORITY NUMBER	ISLAND	REP DISTRICT	PROJECT SCOPE	ITEM NUMBER	EXPENDING AGENCY
20	21	1 - OAHU	042	A - ADDITION PROJECT		TRN

**PROJECT TITLE:**

INTERSTATE ROUTE H-1, ADDITION AND/OR MOD. OF FREEWAY ACCS. MAKAKILO TO PALAILAI IC, OAHU

**PROJECT DESCRIPTION:**

CONSTRUCTION TO IMPROVE AND /OR MODIFY THE MAKAKILO AND PALAILAI INTERCHANGES AND CONSTRUCT A NEW INTERCHANGE (KAPOLEI INTERCHANGE). THIS PROJECT IS DEEMED NECESSARY TO QUALIFY FOR FEDERAL AID FINANCING AND/OR REIMBURSEMENT.

**TOTAL ESTIMATED PROJECT COST (\$1,000'S):**

**PRIOR APPROPRIATIONS:**

SLH	YR	ACT	ITEM	TOTALS	PLANS	LAND ACQUISITION	DESIGN	CONSTRUCTION	EQUIPMENT
	04	41	C-43	2,000	2,000	0	0	0	0
	06	160	C-98.04	19,019	0	0	0	19,019	0
	11	164	C-55	44,217	0	0	0	44,217	0
	12	106	C-55	908	0	408	100	400	0
	14	122	C-48.01	5,700	0	0	0	5,700	0
	TOTAL			71,844	2,000	408	100	69,336	0

**APPROPRIATIONS:**

PART I: BY ELEMENTS	MOF	PRIOR YR	FY 2013-14	FY 2014-15	REQUESTED		FUTURE YEARS	TOTAL PROJ COST
					FY 2015-16	FY 2016-17		
PLANS	*	2,000	0	0	0	0	0	2,000
LAND ACQUISITION	*	408	0	0	0	0	0	408
DESIGN	*	100	0	0	0	0	0	100
CONSTRUCTION	*	65,236	0	5,700	7,000	0	0	77,936
EQUIPMENT	*	0	0	0	0	0	0	0
TOTAL COST			67,744	5,700	7,000	0	0	80,444

PART II: BY MEANS OF FINANCE	MOF	PRIOR YR	FY 2013-14	FY 2014-15	REQUESTED		FUTURE YEARS	TOTAL PROJ COST
					FY 2015-16	FY 2016-17		
REVENUE BONDS	E	6,341	0	200	1,400	0	0	7,941
FEDERAL FUNDS	N	60,403	0	5,500	5,600	0	0	71,503
PRIVATE CONTRIBUTIONS	R	1,000	0	0	0	0	0	1,000
<b>TOTAL COST</b>		<b>67,744</b>	<b>0</b>	<b>5,700</b>	<b>7,000</b>	<b>0</b>	<b>0</b>	<b>80,444</b>

A. TOTAL SCOPE OF PROJECT:

Construct a west bound on-ramp and an east bound off-ramp at the Makakilo Interchange. Construct a new Kapolei Interchange. Construct a new interchange west of Palailai Interchange at the future Hanua Street.

B. IDENTIFICATION OF NEED AND EVALUATION OF EXISTING SOLUTION:

At the Makakilo Interchange, the addition of the on and off ramps will provide for all movements through the interchange, increase capacity of the interchange and improve operation of the west-bound off-ramp to Makakilo Drive. The new Kapolei Interchange will relieve the present and future congestion of the Makakilo and Palailai Interchanges. The existing Palailai Interchange has limited capacity, and the modified off ramp will provide a longer exit length and improve the capacity and traffic operation at the Palailai Interchange.

C. ALTERNATIVES CONSIDERED AND IMPACT IF PROJECT IS DEFERRED:

Improvements are needed to reduce congestion and more effectively move traffic through this segment of the freeway. Other interchange configurations were evaluated. HOV and mass transit options were also considered. If the project is deferred, traffic in the area is likely to worsen with population growth in the Kapolei area.

D. DISCUSS WHAT IMPROVEMENTS WILL TAKE PLACE, WHEN PROJECT COMPLETED (INCLUDING BENEFITS TO BE DERIVED AND/OR DEFICIENCIES THIS PROJECT INTENDS TO CORRECT):

This improvement will greatly enhance traffic flow on this segment of the H-1 Freeway by adding capacity and improving access to the Freeway to the region.

E. IMPACT UPON FUTURE OPERATING REQUIREMENTS (SHOW INITIAL AND ONGOING FUNDING REQUIREMENTS BY COST ELEMENT, INCLUDING POSITION COUNT, MEANS OF FINANCING, FISCAL YEAR):

See CIPOp Form.

F. ADDITIONAL INFORMATION:

This project is included in the Transportation for Oahu Plan (TOP 2025) and in the Statewide Transportation Improvement Program (STIP).

Source of Federal Funds: The Federal Highway Administration (FHWA). Funds are distributed to the States by automatic formula apportionment annually, typically in the first week of October. The Federal Highway program is authorized by Moving Ahead for Progress in the 21st Century (MAP-21) and other previous authorization acts. Actual amount allocated to projects is determined by the Highways Division, using project cost and federal participation rate when obligation of Federal funds is processed with the FHWA.

SENATE DISTRICT	PRIORITY NUMBER	ISLAND	REP DISTRICT	PROJECT SCOPE	ITEM NUMBER	EXPENDING AGENCY
22	22	1 - OAHU	047	R - REPLACEMENT PROJECT		TRN

**PROJECT TITLE:**

KAMEHAMEHA HIGHWAY, SOUTH KAHANA STREAM BRIDGE REHABILITATION AND/OR REPLACEMENT, OAHU

**PROJECT DESCRIPTION:**

CONSTRUCTION FOR REHABILITATION AND/OR REPLACEMENT OF SOUTH KAHANA STREAM BRIDGE. THIS PROJECT IS DEEMED NECESSARY TO QUALIFY FOR FEDERAL AID FINANCING AND/OR REIMBURSEMENT.

**TOTAL ESTIMATED PROJECT COST (\$1,000'S):**

**PRIOR APPROPRIATIONS:**

SLH	YR	ACT	ITEM	TOTALS	PLANS	LAND ACQUISITION	DESIGN	CONSTRUCTION	EQUIPMENT
02	177		C-77	1,220	0	0	1,220	0	0
06	160		C-78	9,500	0	0	0	9,500	0
14	122		C-53	26,000	0	0	0	26,000	0
<b>TOTAL</b>				<b>36,720</b>	<b>0</b>	<b>0</b>	<b>1,220</b>	<b>35,500</b>	<b>0</b>

**APPROPRIATIONS:**

PART I: BY ELEMENTS	MOF	PRIOR YR	FY 2013-14	FY 2014-15	REQUESTED		FUTURE YEARS	TOTAL PROJ COST	
					FY 2015-16	FY 2016-17			
PLANS	*	0	0	0	0	0	0	0	
LAND ACQUISITION	*	0	0	0	0	0	0	0	
DESIGN	*	1,220	0	0	0	0	0	1,220	
CONSTRUCTION	*	9,500	0	26,000	0	1,000	0	36,500	
EQUIPMENT	*	0	0	0	0	0	0	0	
<b>TOTAL COST</b>			<b>10,720</b>	<b>0</b>	<b>26,000</b>	<b>0</b>	<b>1,000</b>	<b>0</b>	<b>37,720</b>

PART II: BY MEANS OF FINANCE	MOF	PRIOR YR	FY 2013-14	FY 2014-15	REQUESTED		FUTURE YEARS	TOTAL PROJ COST	
					FY 2015-16	FY 2016-17			
REVENUE BONDS	E	2,145	0	5,200	0	200	0	7,545	
FEDERAL FUNDS	N	8,575	0	20,800	0	800	0	30,175	
<b>TOTAL COST</b>			<b>10,720</b>	<b>0</b>	<b>26,000</b>	<b>0</b>	<b>1,000</b>	<b>0</b>	<b>37,720</b>

A. TOTAL SCOPE OF PROJECT:

The existing bridge will be replaced with a new bridge that meets current design standards, vehicular load requirements, and seismic criteria.

B. IDENTIFICATION OF NEED AND EVALUATION OF EXISTING SOLUTION:

The structure to be replaced was built more than 85 years ago (built in 1927). The roadway width of the structure is less than 25 feet which is the minimum tolerable width. It does not meet the current live load or seismic requirements.

C. ALTERNATIVES CONSIDERED AND IMPACT IF PROJECT IS DEFERRED:

No other alternatives considered. If project is deferred, it will deny the motoring public a safer, more efficient facility; annual operation and maintenance costs will continue to increase.

D. DISCUSS WHAT IMPROVEMENTS WILL TAKE PLACE, WHEN PROJECT COMPLETED (INCLUDING BENEFITS TO BE DERIVED AND/OR DEFICIENCIES THIS PROJECT INTENDS TO CORRECT):

This project will provide a safer and more efficient facility for the motoring public who utilize Kamehameha Highway in this windward area. It will have bridge railings which meet current design standards, will meet seismic design criteria, and will be designed to accommodate present day vehicular loadings.

E. IMPACT UPON FUTURE OPERATING REQUIREMENTS (SHOW INITIAL AND ONGOING FUNDING REQUIREMENTS BY COST ELEMENT, INCLUDING POSITION COUNT, MEANS OF FINANCING, FISCAL YEAR):

See CIPOp Form.

F. ADDITIONAL INFORMATION:

This project is included in the Highways Division Bridge Replacement program.

Source of Federal Funds: The Federal Highway Administration (FHWA). Funds are distributed to the States by automatic formula apportionment annually, typically in the first week of October. The Federal Highway program is authorized by Moving Ahead for Progress in the 21st Century (MAP-21) and other previous authorization acts. Actual amount allocated to projects is determined by the Highways Division, using project cost and federal participation rate when obligation of Federal funds is processed with the FHWA.

SENATE DISTRICT	PRIORITY NUMBER	ISLAND	REP DISTRICT	PROJECT SCOPE	ITEM NUMBER	EXPENDING AGENCY
03	23	3 - HAWAII	007	N - NEW PROJECT		TRN

**PROJECT TITLE:**

DANIEL K. INOUE HIGHWAY EXTENSION, MAMALAOA HIGHWAY TO QUEEN KAAHUMANU HIGHWAY, HAWAII

**PROJECT DESCRIPTION:**

LAND ACQUISITION FOR A NEW ROADWAY AND/OR REALIGNMENT AND EXTENDING THE DANIEL K. INOUE HIGHWAY FROM THE HILO TERMINUS TO THE QUEEN KAAHUMANU HIGHWAY. THIS PROJECT IS DEEMED NECESSARY TO QUALIFY FOR FEDERAL AID FINANCING AND/OR REIMBURSEMENT.

**TOTAL ESTIMATED PROJECT COST (\$1,000'S):**

**PRIOR APPROPRIATIONS:**

SLH	YR	ACT	ITEM	TOTALS	PLANS	LAND ACQUISITION	DESIGN	CONSTRUCTION	EQUIPMENT
96	287		C-59D	2,050	2,050	0	0	0	0
06	160		C-103	3,000	0	0	3,000	0	0
13	134		C-87	8,175	0	0	8,175	0	0
14	122		C-87	1,000	0	0	1,000	0	0
<b>TOTAL</b>				<b>14,225</b>	<b>2,050</b>	<b>0</b>	<b>12,175</b>	<b>0</b>	<b>0</b>

**APPROPRIATIONS:**

PART I: BY ELEMENTS	MOF	PRIOR YR	FY 2013-14	FY 2014-15	REQUESTED		FUTURE YEARS	TOTAL PROJ COST
					FY 2015-16	FY 2016-17		
PLANS	*	2,050	0	0	0	0	0	2,050
LAND ACQUISITION	*	0	0	0	660	0	0	660
DESIGN	*	3,000	8,175	1,000	0	0	0	12,175
CONSTRUCTION	*	0	0	0	0	0	0	0
EQUIPMENT	*	0	0	0	0	0	0	0
<b>TOTAL COST</b>		<b>5,050</b>	<b>8,175</b>	<b>1,000</b>	<b>660</b>	<b>0</b>	<b>0</b>	<b>14,885</b>

PART II: BY MEANS OF FINANCE	MOF	PRIOR YR	FY 2013-14	FY 2014-15	REQUESTED		FUTURE YEARS	TOTAL PROJ COST
					FY 2015-16	FY 2016-17		
REVENUE BONDS	E	1,010	1,635	200	110	0	0	2,955
FEDERAL FUNDS	N	4,040	6,540	800	550	0	0	11,930
<b>TOTAL COST</b>		<b>5,050</b>	<b>8,175</b>	<b>1,000</b>	<b>660</b>	<b>0</b>	<b>0</b>	<b>14,885</b>



A. TOTAL SCOPE OF PROJECT:

Design for a new roadway to extend the Daniel K. Inouye Highway (formerly Saddle Road) terminus from Mamalahoa Highway to the Queen Ka'ahumanu Highway thereby providing an improved facility and direct connection between Mamalahoa Highway to Queen Ka'ahumanu Highway.

B. IDENTIFICATION OF NEED AND EVALUATION OF EXISTING SOLUTION:

The need for this project is to provide a connection from the Mamalahoa Highway (Minor Arterial) to the Queen Ka'ahumanu Highway (Principal Arterial) as well as providing a State Highway link to move commuters and freight traveling between Hilo and coastal South Kohala/Kona on the Daniel K. Inouye Highway (State Highway 200).

C. ALTERNATIVES CONSIDERED AND IMPACT IF PROJECT IS DEFERRED:

No-Build alternative could be considered but future projected traffic demands will not be met, traffic movement between Mamalahoa Highway and Queen Ka'ahumanu Highway would be limited and will not be as efficient, limiting the operational level of traffic movement.

D. DISCUSS WHAT IMPROVEMENTS WILL TAKE PLACE, WHEN PROJECT COMPLETED (INCLUDING BENEFITS TO BE DERIVED AND/OR DEFICIENCIES THIS PROJECT INTENDS TO CORRECT):

This project will construct a new road extending the existing Daniel K. Inouye Highway from Mamalahoa Highway to Queen Ka'ahumanu Highway, approximately 12 miles in length. Benefits include improvement to the efficiency and operational level of traffic movement between Mamalahoa Highway and Queen Ka'ahumanu Highway, improve safety, and lessening the burden on Waikalua Road (Rural Minor Arterial).

E. IMPACT UPON FUTURE OPERATING REQUIREMENTS (SHOW INITIAL AND ONGOING FUNDING REQUIREMENTS BY COST ELEMENT, INCLUDING POSITION COUNT, MEANS OF FINANCING, FISCAL YEAR):

See CIPOp Form.

F. ADDITIONAL INFORMATION:

FOR: Chamber of Commerce, Legislators, County of Hawaii, U. S. Army, University of Hawai'i.  
AGAINST: None to our knowledge.

Source of Federal Funds: The Federal Highway Administration (FHWA). Funds are distributed to the States by automatic formula apportionment annually, typically in the first week of October. The Federal Highway program is authorized by Moving Ahead for Progress in the 21st Century (MAP-21) and other previous authorization acts. Actual amount allocated to projects is determined by the Highways Division, using project cost and federal participation rate when obligation of Federal funds is processed with the FHWA.

SENATE DISTRICT	PRIORITY NUMBER	ISLAND	REP DISTRICT	PROJECT SCOPE	ITEM NUMBER	EXPENDING AGENCY
00	24	0 - STATEWIDE	000	I - RENOVATION PROJECT		TRN

**PROJECT TITLE:**  
 MISCELLANEOUS DRAINAGE IMPROVEMENTS, STATEWIDE

**PROJECT DESCRIPTION:**  
 CONSTRUCTION FOR DRAINAGE IMPROVEMENTS TO EXISTING HIGHWAY FACILITIES INCLUDING INSTALLATION OF DRAINAGE FACILITIES, CATCH BASINS, GRATED DROP INLETS, LINED SWALES, HEADWALLS, AND CULVERTS AT VARIOUS LOCATIONS.

**TOTAL ESTIMATED PROJECT COST (\$1,000'S):**

**PRIOR APPROPRIATIONS:**

SLH		ITEM	TOTALS	PLANS	LAND ACQUISITION	DESIGN	CONSTRUCTION	EQUIPMENT
YR	ACT							
		Prior Year	7,920	0	0	780	7,140	0
01	259	C-131	1,500	0	0	0	1,500	0
02	177	C-131	1,000	0	0	0	1,000	0
03	200	C-89	1,100	0	0	100	1,000	0
04	41	C-89	1,275	0	0	0	1,275	0
05	178	C-143	1,350	0	0	100	1,250	0
06	160	C-143	1,350	0	0	100	1,250	0
07	213	C-114	1,350	0	0	100	1,250	0
08	158	C-114	1,350	0	0	100	1,250	0
09	162	C-135	1,200	0	0	200	1,000	0
11	164	C-108	1,360	0	0	0	1,360	0
12	106	C-108	3,045	0	0	200	2,845	0
TOTAL			23,800	0	0	1,680	22,120	0

APPROPRIATIONS:

PART I: BY ELEMENTS	MOF	PRIOR YR	FY 2013-14	FY 2014-15	REQUESTED		FUTURE YEARS	TOTAL PROJ COST
					FY 2015-16	FY 2016-17		
PLANS	*	0	0	0	0	0	0	0
LAND ACQUISITION	*	0	0	0	0	0	0	0
DESIGN	*	1,680	200	400	0	0	0	2,280
CONSTRUCTION	*	22,120	610	3,100	0	1,170	0	27,000
EQUIPMENT	*	0	0	0	0	0	0	0
<b>TOTAL COST</b>		<b>23,800</b>	<b>810</b>	<b>3,500</b>	<b>0</b>	<b>1,170</b>	<b>0</b>	<b>29,280</b>

PART II: BY MEANS OF FINANCE	MOF	PRIOR YR	FY 2013-14	FY 2014-15	REQUESTED		FUTURE YEARS	TOTAL PROJ COST
					FY 2015-16	FY 2016-17		
REVENUE BONDS	E	20,880	810	3,500	0	1,170	0	26,360
FEDERAL FUNDS	N	2,920	0	0	0	0	0	2,920
<b>TOTAL COST</b>		<b>23,800</b>	<b>810</b>	<b>3,500</b>	<b>0</b>	<b>1,170</b>	<b>0</b>	<b>29,280</b>

A. TOTAL SCOPE OF PROJECT:

Constructing drainage improvements, such as catch basins, grated drop inlets, lined swales, headwalls and culverts, to alleviate localized flooding, runoff onto the highway and reduce erosion within the highways right-of-way and adjacent areas.

B. IDENTIFICATION OF NEED AND EVALUATION OF EXISTING SOLUTION:

A miscellaneous drainage program provides the State with the means to design and implement a highway drainage improvement program on a continuing basis. The program will correct localized drainage problems along various locations on State highways. These improvements will reduce accidents, protect the highway, alleviate pollution to adjacent state waters and reduce potential litigation from adjacent owners.

C. ALTERNATIVES CONSIDERED AND IMPACT IF PROJECT IS DEFERRED:

Do-Nothing: This is not an acceptable alternative because the substandard conditions will remain until a major improvement is constructed on the section of highway where the localized drainage problems exist.

D. DISCUSS WHAT IMPROVEMENTS WILL TAKE PLACE, WHEN PROJECT COMPLETED (INCLUDING BENEFITS TO BE DERIVED AND/OR DEFICIENCIES THIS PROJECT INTENDS TO CORRECT):

Constructing the drainage facilities will alleviate localized flooding, runoff onto the highway and reduce erosion within the highways right-of-way and adjacent areas. These drainage improvements will provide a safer highway during heavy rainfall by draining runoff from the travelway and preventing flooding. Also, by reducing the erosion there will be less pollution of state waters.

E. IMPACT UPON FUTURE OPERATING REQUIREMENTS (SHOW INITIAL AND ONGOING FUNDING REQUIREMENTS BY COST ELEMENT, INCLUDING POSITION COUNT, MEANS OF FINANCING, FISCAL YEAR):

See CIPOp Form.

F. ADDITIONAL INFORMATION:

The routes involved in the plan of miscellaneous drainage improvements are shown in the following listing:

OAHU

1. FARRINGTON HWY, VICINITY OF PRINCESS KAHANU AVENUE; 2. KALANIANAOLE HWY, VICINITY OF WAILUPE CIRCLE; 3. FARRINGTON HWY, VIC. OF OLOHIO ST.

HAWAII

1. HAWAII BELT ROAD, AT PAPAALOA, M.P. 24.47; 2. MAMALAHOA HIGHWAY DRAINAGE IMPROVEMENTS, VICINITY OF PUUWAAWAA RANCH ROAD

KAUAI

1. KAUMUALII HIGHWAY, VICINITY OF MP 25.9, KAUAI

STATEWIDE

1. EMERGENCY DRAINAGE REPAIRS, STATEWIDE

SENATE DISTRICT	PRIORITY NUMBER	ISLAND	REP DISTRICT	PROJECT SCOPE	ITEM NUMBER	EXPENDING AGENCY
23	25	1 - OAHU	047	R - REPLACEMENT PROJECT		TRN

**PROJECT TITLE:**

KAMEHAMEHA HIGHWAY, REHABILITATION AND/OR REPLACEMENT OF MAKAUUA STREAM BRIDGE, OAHU

**PROJECT DESCRIPTION:**

CONSTRUCTION FOR THE REHABILITATION AND/OR REPLACEMENT OF MAKAUUA STREAM BRIDGE TO INCLUDE BRIDGE RAILINGS, SHOULDERS, AND OTHER IMPROVEMENTS. THIS PROJECT IS DEEMED NECESSARY TO QUALIFY FOR FEDERAL AID FINANCING AND/OR REIMBURSEMENT.

**TOTAL ESTIMATED PROJECT COST (\$1,000'S):**

**PRIOR APPROPRIATIONS:**

SLH	YR	ACT	ITEM	TOTALS	PLANS	LAND ACQUISITION	DESIGN	CONSTRUCTION	EQUIPMENT
	05	178	C-87	600	0	0	600	0	0
	08	158	C-67	225	0	225	0	0	0
	11	164	C-49	700	0	250	450	0	0
	14	122	C-56	5,088	0	0	0	5,088	0
	<b>TOTAL</b>			<b>6,613</b>	<b>0</b>	<b>475</b>	<b>1,050</b>	<b>5,088</b>	<b>0</b>

**APPROPRIATIONS:**

PART I: BY ELEMENTS	MOF	PRIOR YR	FY 2013-14	FY 2014-15	REQUESTED		FUTURE YEARS	TOTAL PROJ COST
					FY 2015-16	FY 2016-17		
PLANS	*	0	0	0	0	0	0	0
LAND ACQUISITION	*	475	0	0	0	0	0	475
DESIGN	*	1,050	0	0	0	0	0	1,050
CONSTRUCTION	*	0	0	5,088	0	600	0	5,688
EQUIPMENT	*	0	0	0	0	0	0	0
<b>TOTAL COST</b>		<b>1,525</b>	<b>0</b>	<b>5,088</b>	<b>0</b>	<b>600</b>	<b>0</b>	<b>7,213</b>

PART II: BY MEANS OF FINANCE	MOF	PRIOR YR	FY 2013-14	FY 2014-15	REQUESTED		FUTURE YEARS	TOTAL PROJ COST
					FY 2015-16	FY 2016-17		
REVENUE BONDS	E	305	0	1,018	0	120	0	1,443
FEDERAL FUNDS	N	1,220	0	4,070	0	480	0	5,770
<b>TOTAL COST</b>		<b>1,525</b>	<b>0</b>	<b>5,088</b>	<b>0</b>	<b>600</b>	<b>0</b>	<b>7,213</b>

A. TOTAL SCOPE OF PROJECT:

The existing bridge will be rehabilitated or replaced to meet current design standards. The bridge will be wider, longer, if required, have bridge railings that will redirect errant vehicles, have wider shoulders for pedestrians and bicycles, and be designed to accommodate present day vehicular loads.

B. IDENTIFICATION OF NEED AND EVALUATION OF EXISTING SOLUTION:

The structure was built about 87 years (1927) ago. The roadway width is less than 24 feet which is at the minimum tolerable width. The structure does not meet the current live load requirements. The bridge railings and approaches do not meet current crash-tested requirements (TL-3).

C. ALTERNATIVES CONSIDERED AND IMPACT IF PROJECT IS DEFERRED:

The No-Build alternative was considered. Deferral of this project will deny the more than 10,000 motorists who travel this route daily a safer and more efficient facility as well as increase annual operation and maintenance costs in the near future.

D. DISCUSS WHAT IMPROVEMENTS WILL TAKE PLACE, WHEN PROJECT COMPLETED (INCLUDING BENEFITS TO BE DERIVED AND/OR DEFICIENCIES THIS PROJECT INTENDS TO CORRECT):

The No-Build alternative was considered. Deferral of this project will deny the more than 10,000 motorists who travel this route daily a safer and more efficient facility as well as increase annual operation and maintenance costs in the near future.

E. IMPACT UPON FUTURE OPERATING REQUIREMENTS (SHOW INITIAL AND ONGOING FUNDING REQUIREMENTS BY COST ELEMENT, INCLUDING POSITION COUNT, MEANS OF FINANCING, FISCAL YEAR):

See CIPOp Form.

F. ADDITIONAL INFORMATION:

Federal formula funds to be utilized.

Source of Federal Funds: The Federal Highway Administration (FHWA). Funds are distributed to the States by automatic formula apportionment annually, typically in the first week of October. The Federal Highway program is authorized by Moving Ahead for Progress in the 21st Century (MAP-21) and other previous authorization acts. Actual amount allocated to projects is determined by the Highways Division, using project cost and federal participation rate when obligation of Federal funds is processed with the FHWA.

SENATE DISTRICT	PRIORITY NUMBER	ISLAND	REP DISTRICT	PROJECT SCOPE	ITEM NUMBER	EXPENDING AGENCY
07	26	2 - MAUI	012	A - ADDITION PROJECT		TRN

**PROJECT TITLE:**

HALEAKALA HIGHWAY WIDENING AT MILE POST 0.8, MAUI

**PROJECT DESCRIPTION:**

CONSTRUCTION FOR WIDENING THE HIGHWAY FROM ONE LANE TO TWO LANES, EXTENDING A BOX CULVERT, AND CONSTRUCTING HEADWALLS AND WINGWALLS.

**TOTAL ESTIMATED PROJECT COST (\$1,000'S):**

**PRIOR APPROPRIATIONS:**

SLH	YR	ACT	ITEM	TOTALS	PLANS	LAND ACQUISITION	DESIGN	CONSTRUCTION	EQUIPMENT
03	200		C-75	60	0	0	60	0	0
04	41		C-75	905	0	45	0	860	0
07	213		C-97	150	0	0	150	0	0
08	158		C-97	40	0	40	0	0	0
09	162		C-117	65	0	55	10	0	0
10	180		C-117	2,040	0	0	0	2,040	0
13	134		C-103	300	0	0	300	0	0
14	122		C-103	250	0	250	0	0	0
<b>TOTAL</b>				<b>3,810</b>	<b>0</b>	<b>390</b>	<b>520</b>	<b>2,900</b>	<b>0</b>

**APPROPRIATIONS:**

PART I: BY ELEMENTS	MOF	PRIOR YR	FY 2013-14	FY 2014-15	REQUESTED		FUTURE YEARS	TOTAL PROJ COST
					FY 2015-16	FY 2016-17		
PLANS	*	0	0	0	0	0	0	0
LAND ACQUISITION	*	140	0	250	0	0	0	390
DESIGN	*	220	300	0	0	0	0	520
CONSTRUCTION	*	2,900	0	0	1,800	0	0	4,700
EQUIPMENT	*	0	0	0	0	0	0	0
<b>TOTAL COST</b>		<b>3,260</b>	<b>300</b>	<b>250</b>	<b>1,800</b>	<b>0</b>	<b>0</b>	<b>5,610</b>

PART II: BY MEANS OF FINANCE	MOF	PRIOR YR	FY 2013-14	FY 2014-15	REQUESTED		FUTURE YEARS	TOTAL PROJ COST
					FY 2015-16	FY 2016-17		
REVENUE BONDS	E	3,260	300	250	1,800	0	0	5,610
TOTAL COST		3,260	300	250	1,800	0	0	5,610



A. TOTAL SCOPE OF PROJECT:

IMPROVEMENTS CONSIST OF WIDENING THE EXISTING ONE LANE PORTION OF THE HIGHWAY TO TWO LANES OUTSIDE THE EXISTING HIGHWAY RIGHT-OF-WAY AND TO EXTEND THE EXISTING BOX CULVERT, CONSTRUCT NEW HEADWALLS AND WING WALLS, AND OTHER MISCELLANEOUS IMPROVEMENTS.

B. IDENTIFICATION OF NEED AND EVALUATION OF EXISTING SOLUTION:

ROUTE 377 IS A TWO LANE MAJOR COLLECTOR HIGHWAY EXCEPT ALONG A SHORT SECTION AT THIS LOCATION. VEHICLES APPROACHING EACH OTHER MUST YIELD SO THAT ONLY ONE VEHICLE AT A TIME MAY PASS THIS POINT. COMPOUNDING THE PROBLEM IS THE WINDING ROAD WHICH LIMITS SIGHT DISTANCE AT THIS LOCATION.

C. ALTERNATIVES CONSIDERED AND IMPACT IF PROJECT IS DEFERRED:

AN ALTERNATIVE CONSIDERED IS CONSTRUCTING A BRIDGE STRUCTURE OR CANTILEVER ROAD STRUCTURE. HOWEVER, BOTH OF THESE ALTERNATIVES ARE MORE COSTLY THAN EXTENDING THE BOX CULVERT. IF THE PROJECT IS DEFERRED, MOTORISTS WILL NOT HAVE A SAFER HIGHWAY TO DRIVE ON.

D. DISCUSS WHAT IMPROVEMENTS WILL TAKE PLACE, WHEN PROJECT COMPLETED (INCLUDING BENEFITS TO BE DERIVED AND/OR DEFICIENCIES THIS PROJECT INTENDS TO CORRECT):

THE EXTENSION OF THE CULVERT AND WIDENED ROADWAY WILL IMPROVE SAFETY BY PROVIDING TWO WAY TRAFFIC FLOW.

E. IMPACT UPON FUTURE OPERATING REQUIREMENTS (SHOW INITIAL AND ONGOING FUNDING REQUIREMENTS BY COST ELEMENT, INCLUDING POSITION COUNT, MEANS OF FINANCING, FISCAL YEAR):

SEE CIPOP FORM.

F. ADDITIONAL INFORMATION:

ADDITIONAL RIGHT-OF WAY IS REQUIRED. THE HIGHWAY DOES NOT FOLLOW THE EXISTING RIGHT-OF-WAY MAP. AS A RESULT, THE PLANNED WIDENED PORTION IS ON PRIVATE LAND. THE RIGHT-OF-WAY MUST BE BOUGHT BACK AND ADDITIONAL RIGHT-OF-WAY MUST BE BOUGHT FOR THE CULVERT EXTENSION AND MAINTENANCE.

SENATE DISTRICT	PRIORITY NUMBER	ISLAND	REP DISTRICT	PROJECT SCOPE	ITEM NUMBER	EXPENDING AGENCY
00	27	1 - OAHU	000	R - REPLACEMENT PROJECT		TRN

**PROJECT TITLE:**  
 CULVERT ASSESSMENT AND REMEDIATION, OAHU

**PROJECT DESCRIPTION:**  
 DESIGN AND CONSTRUCTION TO ASSESS CULVERTS AND REPAIR AND/OR REPLACE CULVERTS REQUIRING REMEDIATION.

**TOTAL ESTIMATED PROJECT COST (\$1,000'S):**

PRIOR APPROPRIATIONS:

SLH YR	ACT	ITEM	TOTALS	PLANS	LAND ACQUISITION	DESIGN	CONSTRUCTION	EQUIPMENT
13	134	C-59	2,500	0	0	1,000	1,500	0
14	122	C-59	2,500	0	0	1,000	1,500	0
TOTAL			5,000	0	0	2,000	3,000	0

APPROPRIATIONS:

PART I: BY ELEMENTS	MOF	PRIOR YR	FY 2013-14	FY 2014-15	REQUESTED		FUTURE YEARS	TOTAL PROJ COST	
					FY 2015-16	FY 2016-17			
PLANS	*	0	0	0	0	0	0	0	
LAND ACQUISITION	*	0	0	0	0	0	0	0	
DESIGN	*	0	1,000	1,000	1,000	1,000	0	4,000	
CONSTRUCTION	*	0	1,500	1,500	3,810	1,500	0	8,310	
EQUIPMENT	*	0	0	0	0	0	0	0	
TOTAL COST			0	2,500	2,500	4,810	2,500	0	12,310

PART II: BY MEANS OF FINANCE	MOF	PRIOR YR	FY 2013-14	FY 2014-15	REQUESTED		FUTURE YEARS	TOTAL PROJ COST	
					FY 2015-16	FY 2016-17			
REVENUE BONDS	E	0	2,500	2,500	4,810	2,500	0	12,310	
TOTAL COST			0	2,500	2,500	4,810	2,500	0	12,310

A. TOTAL SCOPE OF PROJECT:

THE PROJECT SCOPE CONSISTS OF ASSESSING THE CONDITION OF EXISTING CULVERTS AND REPAIRING AND/OR REPLACING DEFICIENT STRUCTURES.

B. IDENTIFICATION OF NEED AND EVALUATION OF EXISTING SOLUTION:

MANY CULVERTS BENEATH STATE HIGHWAYS ON OAHU HAVE EXCEEDED THEIR DESIGN LIFE AND ARE IN DIRE NEED OF REPAIRS. IN THE PAST, THE MANAGEMENT OF CULVERT STRUCTURES WAS LARGELY DICTATED BY EMERGENCIES AND COMPLAINTS, AND THEREFORE, NO LONG TERM SOLUTIONS HAVE BEEN DEVELOPED. THIS HAS JEOPARDIZED THE SAFETY OF THE PUBLIC AND THE HEALTH OF THE NATURAL ENVIRONMENT.

C. ALTERNATIVES CONSIDERED AND IMPACT IF PROJECT IS DEFERRED:

WE COULD CONTINUE TO ADDRESS SITUATIONS AS THEY ARISE AS EMERGENCIES AND COMPLAINTS; HOWEVER, A PROACTIVE APPROACH WILL PROVIDE GREATER PUBLIC SAFETY AND ENVIRONMENTAL HEALTH.

D. DISCUSS WHAT IMPROVEMENTS WILL TAKE PLACE, WHEN PROJECT COMPLETED (INCLUDING BENEFITS TO BE DERIVED AND/OR DEFICIENCIES THIS PROJECT INTENDS TO CORRECT):

A SYSTEM TO ADDRESS CULVERTS IDENTIFIED AS NEEDING REMEDIATION HAS BEEN ESTABLISHED. THIS PROGRAM WILL ADDRESS THOSE FACILITIES THROUGH REPAIR, REPLACEMENT, AND/OR RETROFITTING, AND WILL PROVIDE INFRASTRUCTURE AND WATER QUALITY IMPROVEMENTS, AS WELL AS AN OPPORTUNITY TO STUDY THE DEFICIENCIES FOR IMPROVING THE MEANS AND METHODS FOR CULVERT PROJECT DELIVERY AND DESIGN.

E. IMPACT UPON FUTURE OPERATING REQUIREMENTS (SHOW INITIAL AND ONGOING FUNDING REQUIREMENTS BY COST ELEMENT, INCLUDING POSITION COUNT, MEANS OF FINANCING, FISCAL YEAR):  
SEE CIPOP FORM.

F. ADDITIONAL INFORMATION:

Project locations include:  
H-3, Vicinity of M.P. 12.56, 14.50, 14.60, & 4.66  
Pali Highway, Vicinity of M.P. 6.7  
Kalanianaʻole Highway, Vicinity of M.P. 1.30 & 2.40  
Kamehameha Highway, Vicinity of M.P. 19.06

SENATE DISTRICT	PRIORITY NUMBER	ISLAND	REP DISTRICT	PROJECT SCOPE	ITEM NUMBER	EXPENDING AGENCY
07	28	4 - KAUAI	015	I - RENOVATION PROJECT		TRN

**PROJECT TITLE:**

KUHIO HIGHWAY IMPROVEMENTS IN THE VICINITY OF KCCC AND WAILUA GOLF COURSE, KAUAI

**PROJECT DESCRIPTION:**

LAND ACQUISITION, DESIGN, AND CONSTRUCTION FOR IMPROVEMENTS IN THE VICINITY OF THE KAUAI COMMUNITY CORRECTIONAL CENTER (KCCC) AND WAILUA GOLF COURSE. THIS PROJECT IS DEEMED NECESSARY TO QUALIFY FOR FEDERAL AID FINANCING AND/OR REIMBURSEMENT.

**TOTAL ESTIMATED PROJECT COST (\$1,000'S):**

**PRIOR APPROPRIATIONS:**

SLH YR ACT	ITEM	TOTALS	PLANS	LAND ACQUISITION	DESIGN	CONSTRUCTION	EQUIPMENT
09 162	C-131	3,500	250	0	250	3,000	0
<b>TOTAL</b>		<b>3,500</b>	<b>250</b>	<b>0</b>	<b>250</b>	<b>3,000</b>	<b>0</b>

**APPROPRIATIONS:**

PART I: BY ELEMENTS	MOF	PRIOR YR	FY 2013-14	FY 2014-15	REQUESTED		FUTURE YEARS	TOTAL PROJ COST
					FY 2015-16	FY 2016-17		
PLANS	*	250	0	0	0	0	0	250
LAND ACQUISITION	*	0	0	0	850	0	0	850
DESIGN	*	250	0	0	250	0	0	500
CONSTRUCTION	*	3,000	0	0	0	9,500	0	12,500
EQUIPMENT	*	0	0	0	0	0	0	0
<b>TOTAL COST</b>		<b>3,500</b>	<b>0</b>	<b>0</b>	<b>1,100</b>	<b>9,500</b>	<b>0</b>	<b>14,100</b>

PART II: BY MEANS OF FINANCE	MOF	PRIOR YR	FY 2013-14	FY 2014-15	REQUESTED		FUTURE YEARS	TOTAL PROJ COST
					FY 2015-16	FY 2016-17		
REVENUE BONDS	E	3,500	0	0	1,100	1,900	0	6,500
FEDERAL FUNDS	N	0	0	0	0	7,600	0	7,600
<b>TOTAL COST</b>		<b>3,500</b>	<b>0</b>	<b>0</b>	<b>1,100</b>	<b>9,500</b>	<b>0</b>	<b>14,100</b>

A. TOTAL SCOPE OF PROJECT:

The project will be designed to improve safety along Kuhio Hwy in the vicinity of KCCC and Wailua Golf Course. Improvements may necessitate the realignment of a drainage canal, installing a traffic signal or roundabout, adding auxiliary lanes, a new bridge for KCCC entrance, or other innovative improvements to improve the safety along this section of highway. Improvements along this section of highway would also be important to future improvement/widening projects on Kuhio Hwy from Lihue to Kapaa.

B. IDENTIFICATION OF NEED AND EVALUATION OF EXISTING SOLUTION:

The entrance to the Kauai Correctional Facility has a very narrow bridge that crosses a drainage canal that requires cars to slow excessively along Kuhio Hwy to make a right turn to enter the complex. Kuhio Hwy has contra flow for a majority of the day and the lane markings do not apply which makes it difficult for drivers to distinguish proper movements and lanes. The entrances to the golf course and the correctional complex are offset and does not have adequate space to develop turn lanes for turning movements. Due to poor drainage at this intersection, the roadway is often covered with water.

C. ALTERNATIVES CONSIDERED AND IMPACT IF PROJECT IS DEFERRED:

This project is located within the limits of a section of roadway commonly referred to as "Blood Alley". Numerous accidents and fatalities have occurred and deferring this project should not be considered. Low cost alternatives have been investigated and/or installed, but due to the many complex issues that complicate this section of highway, additional funding is needed to make lasting and effective improvements.

D. DISCUSS WHAT IMPROVEMENTS WILL TAKE PLACE, WHEN PROJECT COMPLETED (INCLUDING BENEFITS TO BE DERIVED AND/OR DEFICIENCIES THIS PROJECT INTENDS TO CORRECT):

The ADT is at or near 30,000, which is well above what most states consider to be above capacity for an undivided two lane roadway. Contra flow is used to lessen the effects of the capacity problems that exist on this roadway. The rural nature of this roadway does cause an increase in speed. This project will reduce the number, type, and severity of accidents along this section of highway by improving the roadway characteristics, access control, or geometry. All accidents and especially fatalities are costly to the individual families, the county of Kauai, and the state of Hawaii.

E. IMPACT UPON FUTURE OPERATING REQUIREMENTS (SHOW INITIAL AND ONGOING FUNDING REQUIREMENTS BY COST ELEMENT, INCLUDING POSITION COUNT, MEANS OF FINANCING, FISCAL YEAR):

See CIPOp Form.

F. ADDITIONAL INFORMATION:

Source of Federal Funds: The Federal Highway Administration (FHWA). Funds are distributed to the States by automatic formula apportionment annually, typically in the first week of October. The Federal Highway program is authorized by Moving Ahead for Progress in the 21st Century (MAP-21) and other previous authorization acts. Actual amount allocated to projects is determined by the Highways Division, using project cost and federal participation rate when obligation of Federal funds is processed with the FHWA.

SENATE DISTRICT	PRIORITY NUMBER	ISLAND	REP DISTRICT	PROJECT SCOPE	ITEM NUMBER	EXPENDING AGENCY
00	29	0 - STATEWIDE	000	I - RENOVATION PROJECT		TRN

**PROJECT TITLE:**

SEISMIC RETROFIT OF VARIOUS BRIDGES, STATEWIDE

**PROJECT DESCRIPTION:**

DESIGN AND CONSTRUCTION FOR SEISMIC RETROFIT OF VARIOUS BRIDGES STATEWIDE. THIS PROJECT IS DEEMED NECESSARY TO QUALIFY FOR FEDERAL AID FINANCING AND/OR REIMBURSEMENT.

**TOTAL ESTIMATED PROJECT COST (\$1,000'S):**

**PRIOR APPROPRIATIONS:**

SLH		ITEM	TOTALS	PLANS	LAND ACQUISITION	DESIGN	CONSTRUCTION	EQUIPMENT
YR	ACT							
95	218	C-81	5,000	0	0	5,000	0	0
96	287	C-81	55,000	0	0	5,000	50,000	0
01	259	C-134	9,500	0	0	500	9,000	0
02	177	C-134	9,000	0	0	0	9,000	0
05	178	C-147	8,000	0	0	0	8,000	0
06	160	C-147	1,000	0	0	500	500	0
08	158	C-118	7,500	0	0	0	7,500	0
09	162	C-139	3,000	0	0	0	3,000	0
10	180	C-139	3,000	0	0	0	3,000	0
TOTAL			101,000	0	0	11,000	90,000	0

**APPROPRIATIONS:**

PART I: BY ELEMENTS	MOF	PRIOR YR	FY 2013-14	FY 2014-15	REQUESTED		FUTURE YEARS	TOTAL PROJ COST
					FY 2015-16	FY 2016-17		
PLANS	*	0	0	0	0	0	0	0
LAND ACQUISITION	*	0	0	0	0	0	0	0
DESIGN	*	11,000	0	0	1,250	0	0	12,250
CONSTRUCTION	*	90,000	0	0	0	6,000	0	96,000
EQUIPMENT	*	0	0	0	0	0	0	0
TOTAL COST		101,000	0	0	1,250	6,000	0	108,250

PART II: BY MEANS OF FINANCE	MOF	PRIOR YR	FY 2013-14	FY 2014-15	REQUESTED		FUTURE YEARS	TOTAL PROJ COST
					FY 2015-16	FY 2016-17		
REVENUE BONDS	E	20,200	0	0	250	1,200	0	21,650
FEDERAL FUNDS	N	80,800	0	0	1,000	4,800	0	86,600
TOTAL COST		101,000	0	0	1,250	6,000	0	108,250

A. TOTAL SCOPE OF PROJECT:

Existing bridge superstructures will be retrofitted to meet the current seismic design criteria.

B. IDENTIFICATION OF NEED AND EVALUATION OF EXISTING SOLUTION:

The retrofit work will give bridges the ability to withstand seismic actions during an earthquake of severe magnitude. Because all of the structures being considered were constructed before 1975, they do not meet the current seismic design criteria for earthquakes of severe magnitude. This phase of the work will concentrate on bridges on Oahu and Hawaii.

C. ALTERNATIVES CONSIDERED AND IMPACT IF PROJECT IS DEFERRED:

Deferral of this project will deny the motoring public a safe facility during a seismic event of major proportion.

D. DISCUSS WHAT IMPROVEMENTS WILL TAKE PLACE, WHEN PROJECT COMPLETED (INCLUDING BENEFITS TO BE DERIVED AND/OR DEFICIENCIES THIS PROJECT INTENDS TO CORRECT):

The retrofit work will provide existing bridge superstructures with the means to remain in service during an earthquake.

E. IMPACT UPON FUTURE OPERATING REQUIREMENTS (SHOW INITIAL AND ONGOING FUNDING REQUIREMENTS BY COST ELEMENT, INCLUDING POSITION COUNT, MEANS OF FINANCING, FISCAL YEAR):

See CIPOp Form.

F. ADDITIONAL INFORMATION:

Federal formula funds to be utilized. This project is included in the Highways Division Bridge Seismic Retrofit Program and the Statewide Transportation Improvement Program (STIP). The current and future seismic retrofit projects are as follows: HAWAII: 1. Hawaii Belt Road, Vicinity of Papaikou and Hakalau Bridges 2. Hawaii Belt Road, East Paaulo, Aamanu, Kainehe, Kalapahapuu Stream Bridge & Wailoa River Bridge OAHU: 1. Interstate Route H-1, Farrington Hwy Separation and Makakilo Separation 2. Interstate Route H-1, Pali Hwy Overpass, Ramp (over H-1 & Pali Hwy) & Nuuanu Separation 3. Interstate Route H-3, Mokapu Blvd. Interchange 4. Moanalua Freeway, Vicinity of Puuloa Interchange 5. Interstate Route H-3, Halekow I.C. & Kuou Stream Bridge 6. Interstate Route H-3, Kapaa Quarry Structures 1 & 2 (IB & OB) 7. Interstate Route H-3, Halawa I.C. Structures 1, 2 & 10 8. Interstate Route H-3, Halawa I.C. Structures 8 & 12 9. Interstate Route H-3, Halawa I.C. Structures 7 & 9 10. Interstate Route H-3, Halawa I.C. Structure 16 11. Interstate Route H-1, McCully Street Overpass 12. Other Misc. Structures on State Highways.



SENATE DISTRICT	PRIORITY NUMBER	ISLAND	REP DISTRICT	PROJECT SCOPE	ITEM NUMBER	EXPENDING AGENCY
08	30	4 - KAUAI	014	I - RENOVATION PROJECT		TRN

**PROJECT TITLE:**

KUHIO HIGHWAY, SLOPE STABILIZATION AT LUMAHAI HILLSIDE, KAUAI

**PROJECT DESCRIPTION:**

CONSTRUCTION FOR SLOPE STABILIZATION AT LUMAHAI HILLSIDE.

**TOTAL ESTIMATED PROJECT COST (\$1,000'S):**

**PRIOR APPROPRIATIONS:**

SLH YR	ACT	ITEM	TOTALS	PLANS	LAND ACQUISITION	DESIGN	CONSTRUCTION	EQUIPMENT
11	164	C-93	550	0	150	400	0	0
12	106	C-93	2,000	0	0	0	2,000	0
13	134	C-117	400	0	400	0	0	0
14	122	C-117	2,000	0	0	0	2,000	0
TOTAL			4,950	0	550	400	4,000	0

**APPROPRIATIONS:**

PART I: BY ELEMENTS	MOF	PRIOR YR	FY 2013-14	FY 2014-15	REQUESTED		FUTURE YEARS	TOTAL PROJ COST
					FY 2015-16	FY 2016-17		
PLANS	*	0	0	0	0	0	0	0
LAND ACQUISITION	*	150	400	0	0	0	0	550
DESIGN	*	400	0	0	0	0	0	400
CONSTRUCTION	*	2,000	0	2,000	0	150	0	4,150
EQUIPMENT	*	0	0	0	0	0	0	0
TOTAL COST			2,550	400	2,000	0	150	5,100

PART II: BY MEANS OF FINANCE	MOF	PRIOR YR	FY 2013-14	FY 2014-15	REQUESTED		FUTURE YEARS	TOTAL PROJ COST
					FY 2015-16	FY 2016-17		
REVENUE BONDS	E	950	400	2,000	0	150	0	3,500
FEDERAL FUNDS	N	1,600	0	0	0	0	0	1,600
TOTAL COST			2,550	400	2,000	0	150	5,100

A. TOTAL SCOPE OF PROJECT:

This project consists of slope stabilization measures through a combination of grading, mechanical measures such as netting & anchors, and vegetation; drainage improvements in the shoulder area; and improving clearances for through traffic.

B. IDENTIFICATION OF NEED AND EVALUATION OF EXISTING SOLUTION:

The existing hillside is not stable. During the rainy season, rocks and dirt roll or slide down the hillside endangering motorists. Landslides which force the closure of the two lane highway adjacent to the hillside frequently occur. At this location, Kuhio Highway is the only roadway that provides access to residents that live north of this location. If the project is not implemented slides will continue to endanger and inconvenience motorists.

C. ALTERNATIVES CONSIDERED AND IMPACT IF PROJECT IS DEFERRED:

If the project is not implemented slides will continue to endanger and inconvenience motorists.

D. DISCUSS WHAT IMPROVEMENTS WILL TAKE PLACE, WHEN PROJECT COMPLETED (INCLUDING BENEFITS TO BE DERIVED AND/OR DEFICIENCIES THIS PROJECT INTENDS TO CORRECT):

The hillside will be stabilized through a combination of grading, mechanical measures such as netting and anchors, and vegetation. Improvements to the shoulder areas will be made to improve drainage and provide better clearances for traffic driving through the area.

E. IMPACT UPON FUTURE OPERATING REQUIREMENTS (SHOW INITIAL AND ONGOING FUNDING REQUIREMENTS BY COST ELEMENT, INCLUDING POSITION COUNT, MEANS OF FINANCING, FISCAL YEAR):

See CIPOp Form.

F. ADDITIONAL INFORMATION:

SENATE DISTRICT	PRIORITY NUMBER	ISLAND	REP DISTRICT	PROJECT SCOPE	ITEM NUMBER	EXPENDING AGENCY
00	31	1 - OAHU	00	I - RENOVATION PROJECT		TRN

**PROJECT TITLE:**

TRAFFIC OPERATIONAL IMPROVEMENTS TO EXISTING INTERSECTIONS AND HIGHWAYS FACILITIES, OAHU

**PROJECT DESCRIPTION:**

DESIGN FOR MISCELLANEOUS IMPROVEMENTS TO EXISTING INTERSECTIONS AND HIGHWAY FACILITIES NECESSARY FOR IMPROVED TRAFFIC OPERATION INCLUDING ELIMINATING CONSTRICTIONS, MODIFYING AND/OR INSTALLING TRAFFIC SIGNALS, CONSTRUCTING TURNING LANES, ACCELERATION AND/OR DECELERATION LANES, AND OTHER IMPROVEMENTS FOR MORE EFFICIENT TRAFFIC FLOW.

**TOTAL ESTIMATED PROJECT COST (\$1,000'S):**

**PRIOR APPROPRIATIONS:**

SLH	YR	ACT	ITEM	TOTALS	PLANS	LAND ACQUISITION	DESIGN	CONSTRUCTION	EQUIPMENT
			Prior	3,390	0	0	390	3,000	0
00	281		C-57	1,200	0	0	200	1,000	0
01	259		C-88	2,000	0	0	0	2,000	0
02	177		C-88	1,200	0	0	200	1,000	0
04	41		C-61.02	1,100	0	0	100	1,000	0
05	178		C-71	1,200	0	0	200	1,000	0
06	160		C-71	1,200	0	0	200	1,000	0
07	213		C-60	1,400	200	0	200	1,000	0
08	158		C-60	1,200	0	0	200	1,000	0
09	162		C-74	900	0	0	0	900	0
10	180		C-74	1,300	200	0	200	900	0
12	106		C-62.06	750	0	0	0	750	0
13	134		C-62	2,050	200	0	0	1,850	0
14	122		C-62	850	0	0	100	750	0
<b>TOTAL</b>				<b>19,740</b>	<b>600</b>	<b>0</b>	<b>1,990</b>	<b>17,150</b>	<b>0</b>

APPROPRIATIONS:

PART I: BY ELEMENTS	MOF	PRIOR YR	FY 2013-14	FY 2014-15	REQUESTED		FUTURE YEARS	TOTAL PROJ COST
					FY 2015-16	FY 2016-17		
PLANS	*	400	200	0	0	0	0	600
LAND ACQUISITION	*	0	0	0	0	0	0	0
DESIGN	*	1,890	0	100	0	200	0	2,190
CONSTRUCTION	*	14,550	1,850	750	0	0	0	17,150
EQUIPMENT	*	0	0	0	0	0	0	0
<b>TOTAL COST</b>		<b>16,840</b>	<b>2,050</b>	<b>850</b>	<b>0</b>	<b>200</b>	<b>0</b>	<b>19,940</b>

PART II: BY MEANS OF FINANCE	MOF	PRIOR YR	FY 2013-14	FY 2014-15	REQUESTED		FUTURE YEARS	TOTAL PROJ COST
					FY 2015-16	FY 2016-17		
REVENUE BONDS	E	16,840	2,050	850	0	200	0	19,940
<b>TOTAL COST</b>		<b>16,840</b>	<b>2,050</b>	<b>850</b>	<b>0</b>	<b>200</b>	<b>0</b>	<b>19,940</b>

A. TOTAL SCOPE OF PROJECT:

Improvements will be of various types based on analysis of traffic operations and corrective engineering measures, such as constructing turning lanes, modifying and/or installing traffic signals and traffic control devices, widening and other improvements for more efficient flow of traffic.

B. IDENTIFICATION OF NEED AND EVALUATION OF EXISTING SOLUTION:

The operational efficiency of the highways need to be improved. The necessary improvements will provide for better traffic flow, more efficient use of existing highways, and reduce costs associated with delays to motorists. /

C. ALTERNATIVES CONSIDERED AND IMPACT IF PROJECT IS DEFERRED:

A "Do Nothing" alternative was considered and rejected as unacceptable for operational reasons. Less efficient traffic operations results in reduced level service on the highway.

D. DISCUSS WHAT IMPROVEMENTS WILL TAKE PLACE, WHEN PROJECT COMPLETED (INCLUDING BENEFITS TO BE DERIVED AND/OR DEFICIENCIES THIS PROJECT INTENDS TO CORRECT):

Operational improvement projects benefit the general public through improved traffic flow with reduced delays, reduced fuel consumption, and less degradation to the environment.

E. IMPACT UPON FUTURE OPERATING REQUIREMENTS (SHOW INITIAL AND ONGOING FUNDING REQUIREMENTS BY COST ELEMENT, INCLUDING POSITION COUNT, MEANS OF FINANCING, FISCAL YEAR):

See CIPOp Form

F. ADDITIONAL INFORMATION:

The project locations of miscellaneous traffic operational improvements are as follows:

1) Dole Street Improvements in the Vicinity of Metcalf and McCully Streets (study only); 2) Kunia Road Improvements in the Vicinity of the Interstate Route H-1 Westbound Lanes; 3) Houghtailing Street Improvements in the Vicinity of Olomea Street (study only); 4) Kaneohe Bay Drive Improvements in the Vicinity of Puohala Street; 5) School Street in the Vicinity of Queen Emma Street (study only); 6) Vineyard Blvd, Vic. of Palama St (study only); and 7) Other Locations on State Highways.

SENATE DISTRICT	PRIORITY NUMBER	ISLAND	REP DISTRICT	PROJECT SCOPE	ITEM NUMBER	EXPENDING AGENCY
07	32	2 - MAUI	013	I - RENOVATION PROJECT		TRN

PROJECT TITLE:

HANA HIGHWAY IMPROVEMENTS, VICINITY OF MILEPOST 28.1, MAUI

PROJECT DESCRIPTION:

LAND ACQUISITION, DESIGN, AND CONSTRUCTION FOR ROADWAY WIDENING AND/OR REALIGNMENT AND OTHER IMPROVEMENTS ALONG HANA HIGHWAY IN THE VICINITY OF MILEPOST 28.1.

TOTAL ESTIMATED PROJECT COST (\$1,000'S):

PRIOR APPROPRIATIONS:

SLH YR	ACT	ITEM	TOTALS	PLANS	LAND ACQUISITION	DESIGN	CONSTRUCTION	EQUIPMENT
11	164	C-87	155	0	50	105	0	0
12	106	C-87	675	0	0	0	675	0
TOTAL			830	0	50	105	675	0

APPROPRIATIONS:

PART I: BY ELEMENTS	MOF	PRIOR YR	FY 2013-14	FY 2014-15	REQUESTED		FUTURE YEARS	TOTAL PROJ COST	
					FY 2015-16	FY 2016-17			
PLANS	*	0	0	0	0	0	0	0	
LAND ACQUISITION	*	50	0	0	75	0	0	125	
DESIGN	*	105	0	0	120	0	0	225	
CONSTRUCTION	*	675	0	0	0	700	0	1,375	
EQUIPMENT	*	0	0	0	0	0	0	0	
TOTAL COST			830	0	0	195	700	0	1,725

PART II: BY MEANS OF FINANCE	MOF	PRIOR YR	FY 2013-14	FY 2014-15	REQUESTED		FUTURE YEARS	TOTAL PROJ COST	
					FY 2015-16	FY 2016-17			
REVENUE BONDS	E	830	0	0	195	700	0	1,725	
TOTAL COST			830	0	0	195	700	0	1,725

A. TOTAL SCOPE OF PROJECT:

Widen and/or realign Hana Highway along the curve in the vicinity of milepost 28.1.

B. IDENTIFICATION OF NEED AND EVALUATION OF EXISTING SOLUTION:

Hana Highway in the vicinity of milepost 28.1 is a narrow, 2-lane roadway on a curve. Cars and buses have difficulty managing the turn, especially with oncoming traffic, and sight distance is limited due to trees along the roadside.

C. ALTERNATIVES CONSIDERED AND IMPACT IF PROJECT IS DEFERRED:

The scope could be reduced to just tree removal, however, this would not provide the roadway widening needed for vehicles to better pass in this area.

D. DISCUSS WHAT IMPROVEMENTS WILL TAKE PLACE, WHEN PROJECT COMPLETED (INCLUDING BENEFITS TO BE DERIVED AND/OR DEFICIENCIES THIS PROJECT INTENDS TO CORRECT):

Hana Highway will be widened and/or realigned, and trees will be removed, as needed, for this widening/realignment, as well as for better sight distance.

E. IMPACT UPON FUTURE OPERATING REQUIREMENTS (SHOW INITIAL AND ONGOING FUNDING REQUIREMENTS BY COST ELEMENT, INCLUDING POSITION COUNT, MEANS OF FINANCING, FISCAL YEAR):

See CIPOp Form.

F. ADDITIONAL INFORMATION:

SENATE DISTRICT	PRIORITY NUMBER	ISLAND	REP DISTRICT	PROJECT SCOPE	ITEM NUMBER	EXPENDING AGENCY
16	33	1 - OAHU	035	N - NEW PROJECT		TRN

**PROJECT TITLE:**  
 COMMERCIAL DRIVER'S LICENSE (CDL) AND MOTORCYCLE LICENSE TESTING FACILITY, OAHU

**PROJECT DESCRIPTION:**  
 CONSTRUCTION FOR COMMERCIAL DRIVER'S LICENSE (CDL) AND MOTORCYCLE LICENSE TESTING FACILITY.

**TOTAL ESTIMATED PROJECT COST (\$1,000'S):**

PRIOR APPROPRIATIONS:

SLH YR	ACT	ITEM	TOTALS	PLANS	LAND ACQUISITION	DESIGN	CONSTRUCTION	EQUIPMENT
13	134	C-64	2,425	0	0	0	2,425	0
14	122	C-64	3,000	0	0	1	2,999	0
TOTAL			5,425	0	0	1	5,424	0

APPROPRIATIONS:

PART I: BY ELEMENTS	MOF	PRIOR YR	FY 2013-14	FY 2014-15	REQUESTED		FUTURE YEARS	TOTAL PROJ COST
					FY 2015-16	FY 2016-17		
PLANS	*	0	0	0	0	0	0	0
LAND ACQUISITION	*	0	0	0	0	0	0	0
DESIGN	*	0	0	1	0	0	0	1
CONSTRUCTION	*	0	2,425	2,999	400	0	0	5,824
EQUIPMENT	*	0	0	0	0	0	0	0
TOTAL COST			0	2,425	3,000	400	0	5,825

PART II: BY MEANS OF FINANCE	MOF	PRIOR YR	FY 2013-14	FY 2014-15	REQUESTED		FUTURE YEARS	TOTAL PROJ COST
					FY 2015-16	FY 2016-17		
REVENUE BONDS	E	0	2,425	3,000	400	0	0	5,825
TOTAL COST			0	2,425	3,000	400	0	5,825



A. TOTAL SCOPE OF PROJECT:

The scope of work includes site preparations for licensing/testing operations, and establishment of office space and facilities for licensing/testing staff.

B. IDENTIFICATION OF NEED AND EVALUATION OF EXISTING SOLUTION:

The Commercial Drivers License (CDL) and motorcycle license exams are currently administered at Aloha Stadium. The rail project (HART) will displace the exam sites and a new location with sufficient space needs to be secured.

C. ALTERNATIVES CONSIDERED AND IMPACT IF PROJECT IS DEFERRED:

If a new test site with sufficient space is not identified, CDL and motorcycle exams will not be administered on Oahu.

D. DISCUSS WHAT IMPROVEMENTS WILL TAKE PLACE, WHEN PROJECT COMPLETED (INCLUDING BENEFITS TO BE DERIVED AND/OR DEFICIENCIES THIS PROJECT INTENDS TO CORRECT):

A new location for CDL and motorcycle licensing/testing will be provided to service Oahu.

E. IMPACT UPON FUTURE OPERATING REQUIREMENTS (SHOW INITIAL AND ONGOING FUNDING REQUIREMENTS BY COST ELEMENT, INCLUDING POSITION COUNT, MEANS OF FINANCING, FISCAL YEAR):

See CIPOp Form.

F. ADDITIONAL INFORMATION:

SENATE DISTRICT	PRIORITY NUMBER	ISLAND	REP DISTRICT	PROJECT SCOPE	ITEM NUMBER	EXPENDING AGENCY
00	34	0 - STATEWIDE	000	I - RENOVATION PROJECT		TRN

**PROJECT TITLE:**

MAJOR PAVEMENT IMPROVEMENTS, STATEWIDE

**PROJECT DESCRIPTION:**

CONSTRUCTION FOR MAJOR PAVEMENT RECONSTRUCTION, RESURFACING, RESTORATION AND/OR REHABILITATION ALONG STATE ROUTES. THIS PROJECT IS DEEMED NECESSARY TO QUALIFY FOR FEDERAL AID FINANCING AND/OR REIMBURSEMENT.

**TOTAL ESTIMATED PROJECT COST (\$1,000'S):**

**PRIOR APPROPRIATIONS:**

SLH	YR	ACT	ITEM	TOTALS	PLANS	LAND ACQUISITION	DESIGN	CONSTRUCTION	EQUIPMENT
	11	164	C-109	13,000	0	0	500	12,500	0
	12	106	C-109	13,000	0	0	0	13,000	0
	TOTAL			26,000	0	0	500	25,500	0

**APPROPRIATIONS:**

PART I: BY ELEMENTS	MOF	PRIOR YR	FY 2013-14	FY 2014-15	REQUESTED		FUTURE YEARS	TOTAL PROJ COST	
					FY 2015-16	FY 2016-17			
PLANS	*	0	0	0	0	0	0	0	
LAND ACQUISITION	*	0	0	0	0	0	0	0	
DESIGN	*	500	0	0	0	0	0	500	
CONSTRUCTION	*	25,500	0	0	30,000	30,000	0	85,500	
EQUIPMENT	*	0	0	0	0	0	0	0	
TOTAL COST			26,000	0	0	30,000	30,000	0	86,000

PART II: BY MEANS OF FINANCE	MOF	PRIOR YR	FY 2013-14	FY 2014-15	REQUESTED		FUTURE YEARS	TOTAL PROJ COST	
					FY 2015-16	FY 2016-17			
REVENUE BONDS	E	24,000	0	0	6,000	6,000	0	36,000	
FEDERAL FUNDS	N	2,000	0	0	24,000	24,000	0	50,000	
TOTAL COST			26,000	0	0	30,000	30,000	0	86,000

A. TOTAL SCOPE OF PROJECT:

This project consists of the reconstruction, resurfacing, restoration and/or rehabilitation of existing roadways to extend its service life.

B. IDENTIFICATION OF NEED AND EVALUATION OF EXISTING SOLUTION:

The Highways Division has over 2,700 lane miles of roadways. Many of these roadways do not qualify for pavement preservation techniques, and are in need of major repair of the base and/or subbase.

C. ALTERNATIVES CONSIDERED AND IMPACT IF PROJECT IS DEFERRED:

Deferring repairs until routine or special maintenance funds are available would increase the claims from motorists due to potholes and poor pavement conditions.

D. DISCUSS WHAT IMPROVEMENTS WILL TAKE PLACE, WHEN PROJECT COMPLETED (INCLUDING BENEFITS TO BE DERIVED AND/OR DEFICIENCIES THIS PROJECT INTENDS TO CORRECT):

The roadway would be smoother without recurring potholes and loose gravel from the unraveling of the pavement.

E. IMPACT UPON FUTURE OPERATING REQUIREMENTS (SHOW INITIAL AND ONGOING FUNDING REQUIREMENTS BY COST ELEMENT, INCLUDING POSITION COUNT, MEANS OF FINANCING, FISCAL YEAR):

See CIPOp Form.

F. ADDITIONAL INFORMATION:

The motoring public would be interested in this project.

Source of Federal Funds: The Federal Highway Administration (FHWA). Funds are distributed to the States by automatic formula apportionment annually, typically in the first week of October. The Federal Highway program is authorized by Moving Ahead for Progress in the 21st Century (MAP-21) and other previous authorization acts. Actual amount allocated to projects is determined by the Highways Division, using project cost and federal participation rate when obligation of Federal funds is processed with the FHWA.

SENATE DISTRICT	PRIORITY NUMBER	ISLAND	REP DISTRICT	PROJECT SCOPE	ITEM NUMBER	EXPENDING AGENCY
07	35	2 - MAUI	013	N - NEW PROJECT		TRN

**PROJECT TITLE:**  
 PAIA BYPASS, MAUI

**PROJECT DESCRIPTION:**  
 PLANS FOR ALTERNATIVE TRAFFIC IMPROVEMENTS IN THE VICINITY OF PAIA TOWN. THIS PROJECT IS DEEMED NECESSARY TO QUALIFY FOR FEDERAL AID FINANCING AND/OR REIMBURSEMENT.

**TOTAL ESTIMATED PROJECT COST (\$1,000'S):**

PRIOR APPROPRIATIONS:

SLH	YR	ACT	ITEM	TOTALS	PLANS	LAND ACQUISITION	DESIGN	CONSTRUCTION	EQUIPMENT
97	328		C-179	1,010	1,010	0	0	0	0
03	200		C-71	1,600	100	0	1,500	0	0
04	41		C-71	37,500	0	0	0	37,500	0
<b>TOTAL</b>				<b>40,110</b>	<b>1,110</b>	<b>0</b>	<b>1,500</b>	<b>37,500</b>	<b>0</b>

APPROPRIATIONS:

PART I: BY ELEMENTS	MOF	PRIOR YR	FY 2013-14	FY 2014-15	REQUESTED		FUTURE YEARS	TOTAL PROJ COST
					FY 2015-16	FY 2016-17		
PLANS	*	1,110	0	0	300	0	0	1,410
LAND ACQUISITION	*	0	0	0	0	0	0	0
DESIGN	*	1,500	0	0	0	0	0	1,500
CONSTRUCTION	*	37,500	0	0	0	0	0	37,500
EQUIPMENT	*	0	0	0	0	0	0	0
<b>TOTAL COST</b>			<b>40,110</b>	<b>0</b>	<b>0</b>	<b>300</b>	<b>0</b>	<b>40,410</b>

PART II: BY MEANS OF FINANCE	MOF	PRIOR YR	FY 2013-14	FY 2014-15	REQUESTED		FUTURE YEARS	TOTAL PROJ COST
					FY 2015-16	FY 2016-17		
REVENUE BONDS	E	10,110	0	0	60	0	0	10,170
FEDERAL FUNDS	N	30,000	0	0	240	0	0	30,240
<b>TOTAL COST</b>			<b>40,110</b>	<b>0</b>	<b>0</b>	<b>300</b>	<b>0</b>	<b>40,410</b>

A. TOTAL SCOPE OF PROJECT:

Conduct a planning study to alleviate congestion in the Paia area.

B. IDENTIFICATION OF NEED AND EVALUATION OF EXISTING SOLUTION:

Based on growth projections for Maui, improvements to the existing highway will be required to alleviate the congestion on Hana Highway in Paia Town. Hana Highway is a major arterial route that passes through Paia Town and traffic congestion continue to increase because of the retail shops in Paia that attract the visitors.

C. ALTERNATIVES CONSIDERED AND IMPACT IF PROJECT IS DEFERRED:

The planning study will evaluate various alternative solutions to the traffic problems in the Paia area.

D. DISCUSS WHAT IMPROVEMENTS WILL TAKE PLACE, WHEN PROJECT COMPLETED (INCLUDING BENEFITS TO BE DERIVED AND/OR DEFICIENCIES THIS PROJECT INTENDS TO CORRECT):

If the project is deferred, traffic congestion will worsen and travel time will increase. Also, this project is part of the overall traffic plan for this area.

E. IMPACT UPON FUTURE OPERATING REQUIREMENTS (SHOW INITIAL AND ONGOING FUNDING REQUIREMENTS BY COST ELEMENT, INCLUDING POSITION COUNT, MEANS OF FINANCING, FISCAL YEAR):

See CIPOp Form.

F. ADDITIONAL INFORMATION:

This project is in consonance with the current Maui Long Range Land Transportation Plan.

Source of Federal Funds: The Federal Highway Administration (FHWA). Funds are distributed to the States by automatic formula apportionment annually, typically in the first week of October. The Federal Highway program is authorized by Moving Ahead for Progress in the 21st Century (MAP-21) and other previous authorization acts. Actual amount allocated to projects is determined by the Highways Division, using project cost and federal participation rate when obligation of Federal funds is processed with the FHWA.

SENATE DISTRICT	PRIORITY NUMBER	ISLAND	REP DISTRICT	PROJECT SCOPE	ITEM NUMBER	EXPENDING AGENCY
25	36	1 - OAHU	051	I - RENOVATION PROJECT		TRN

**PROJECT TITLE:**

KALANIANAOLE HIGHWAY IMPROVEMENTS, OLOMANA GOLF COURSE TO WAIMANALO BEACH PARK, OAHU

**PROJECT DESCRIPTION:**

DESIGN OF TURNING LANES, SIDEWALKS, CURB RAMPS, BIKE PATHS OR BIKE ROUTES, UPGRADING TRAFFIC SIGNALS, UTILITY RELOCATION, AND OTHER MISCELLANEOUS IMPROVEMENTS. THIS PROJECT IS DEEMED NECESSARY TO QUALIFY FOR FEDERAL AID FINANCING AND/OR REIMBURSEMENT.

**TOTAL ESTIMATED PROJECT COST (\$1,000'S):**

**PRIOR APPROPRIATIONS:**

SLH YR	ACT	ITEM	TOTALS	PLANS	LAND ACQUISITION	DESIGN	CONSTRUCTION	EQUIPMENT
95	218	C-33	800	800	0	0	0	0
02	177	C-92B	800	0	0	800	0	0
05	178	C-69	50	0	50	0	0	0
10	180	C-70	14,000	0	0	0	14,000	0
14	122	C-52.01	500	0	0	500	0	0
TOTAL			16,150	800	50	1,300	14,000	0

**APPROPRIATIONS:**

PART I: BY ELEMENTS	MOF	PRIOR YR	FY 2013-14	FY 2014-15	REQUESTED		FUTURE YEARS	TOTAL PROJ COST
					FY 2015-16	FY 2016-17		
PLANS	*	800	0	0	0	0	0	800
LAND ACQUISITION	*	50	0	0	0	0	0	50
DESIGN	*	800	0	500	1,500	0	0	2,800
CONSTRUCTION	*	14,000	0	0	0	0	0	14,000
EQUIPMENT	*	0	0	0	0	0	0	0
TOTAL COST			15,650	500	1,500	0	0	17,650

PART II: BY MEANS OF FINANCE	MOF	PRIOR YR	FY 2013-14	FY 2014-15	REQUESTED		FUTURE YEARS	TOTAL PROJ COST
					FY 2015-16	FY 2016-17		
REVENUE BONDS	E	3,130	0	100	300	0	0	3,530
FEDERAL FUNDS	N	12,520	0	400	1,200	0	0	14,120
TOTAL COST		15,650	0	500	1,500	0	0	17,650

A. TOTAL SCOPE OF PROJECT:

Construction of turning lanes, sidewalks, curb ramps, bike paths or bike routes, upgrading traffic signals, utility relocation, drainage improvements, and other miscellaneous improvements. This project is deemed necessary to qualify for federal aid financing and/or reimbursement.

B. IDENTIFICATION OF NEED AND EVALUATION OF EXISTING SOLUTION:

In 1980, HDOT identified the need for an improved highway to be constructed in the Waimanalo area to accommodate future traffic growth. Alternative highway alignments were examined and were later presented to interested community members and the Waimanalo Neighborhood Board in 1996 and 1997. As a result of these briefings, a Waimanalo Highway Improvement Task Force was formed. In a 1997 presentation to the community, residents did not support widening the existing roadway from 2-lanes to 4-lanes because private land would be condemned and it would lead to speeding and more traffic accidents. In a public meeting the Waimanalo Neighborhood Board informed HDOT that the community favored improving the existing highway by providing sidewalks and left turning lanes in lieu of constructing a bypass road and widening the highway.

C. ALTERNATIVES CONSIDERED AND IMPACT IF PROJECT IS DEFERRED:

Alternate 1 - existing utility poles relocated to provide adequate roadside clearance and ADA accessibility. Reconstruct existing pavement section to its original profile.

Alternate 2 - existing utility poles will be removed and all overhead utilities will be placed underground. Reconstruct existing pavement section to its original profile.

Alternate 3 - existing overhead utilities where ROW width = 50 ft. will be placed underground so that the available space can be better utilized. In areas where ROW width is greater than 50 ft., the overhead utilities will be moved outwards or possibly underground (subject to various approvals) to accommodate the proposed improvements and to meet clear zone requirements. If project is deferred, highway will not be brought up to current design standards thereby increasing the chances of vehicle collisions.

D. DISCUSS WHAT IMPROVEMENTS WILL TAKE PLACE, WHEN PROJECT COMPLETED (INCLUDING BENEFITS TO BE DERIVED AND/OR DEFICIENCIES THIS PROJECT INTENDS TO CORRECT):

Improving the highway will make the highway operate more efficiently, bring it up to current design standards, and also make it safer and friendlier to other users of the facility.

E. IMPACT UPON FUTURE OPERATING REQUIREMENTS (SHOW INITIAL AND ONGOING FUNDING REQUIREMENTS BY COST ELEMENT, INCLUDING POSITION COUNT, MEANS OF FINANCING, FISCAL YEAR):

See CIPOp Form.

F. ADDITIONAL INFORMATION:

This project is included in the Statewide Transportation Improvement Program (STIP).

Source of Federal Funds: The Federal Highway Administration (FHWA). Funds are distributed to the States by automatic formula apportionment annually, typically in the first week of October. The Federal Highway program is authorized by Moving Ahead for Progress in the 21st Century (MAP-21) and other previous authorization acts. Actual amount allocated to projects is determined by the Highways Division, using project cost and federal participation rate when obligation of Federal funds is processed with the FHWA.



SENATE DISTRICT	PRIORITY NUMBER	ISLAND	REP DISTRICT	PROJECT SCOPE	ITEM NUMBER	EXPENDING AGENCY
24	37	1 - OAHU	48	A - ADDITION PROJECT		TRN

**PROJECT TITLE:**  
 KAHEKILI HIGHWAY, OAHU

**PROJECT DESCRIPTION:**  
 LAND ACQUISITION AND DESIGN FOR HIGHWAY WIDENING AND OTHER IMPROVEMENTS TO PROVIDE CORRIDOR CAPACITY AND OPERATIONAL IMPROVEMENTS FROM LIKELIKE HIGHWAY TO KAMEHAMEHA HIGHWAY. THIS PROJECT IS DEEMED NECESSARY FOR FEDERAL AID FINANCING AND/OR REIMBURSEMENT.

**TOTAL ESTIMATED PROJECT COST (\$1,000'S):**

PRIOR APPROPRIATIONS:

SLH	YR	ACT	ITEM	TOTALS	PLANS	LAND ACQUISITION	DESIGN	CONSTRUCTION	EQUIPMENT
03	200		C-57	500	1	0	49	450	0
05	178		C-97	300	300	0	0	0	0
07	213		C-75	1,000	1,000	0	0	0	0
08	158		C-75	1,001	1	0	1,000	0	0
TOTAL				2,801	1,302	0	1,049	450	0

APPROPRIATIONS:

PART I: BY ELEMENTS	MOF	PRIOR YR	FY 2013-14	FY 2014-15	REQUESTED		FUTURE YEARS	TOTAL PROJ COST	
					FY 2015-16	FY 2016-17			
PLANS	*	1,302	0	0	0	0	0	1,302	
LAND ACQUISITION	*	0	0	0	0	1,000	0	1,000	
DESIGN	*	1,049	0	0	4,250	0	0	5,299	
CONSTRUCTION	*	450	0	0	0	0	0	450	
EQUIPMENT	*	0	0	0	0	0	0	0	
TOTAL COST			2,801	0	0	4,250	1,000	0	8,051

PART II: BY MEANS OF FINANCE	MOF	PRIOR YR	FY 2013-14	FY 2014-15	REQUESTED		FUTURE YEARS	TOTAL PROJ COST
					FY 2015-16	FY 2016-17		
REVENUE BONDS	E	2,800	0	0	850	200	0	3,850
FEDERAL FUNDS	N	1	0	0	3,400	800	0	4,201
<b>TOTAL COST</b>		<b>2,801</b>	<b>0</b>	<b>0</b>	<b>4,250</b>	<b>1,000</b>	<b>0</b>	<b>8,051</b>

A. TOTAL SCOPE OF PROJECT:

Improve the capacity and congestion on Kahekili Highway from Haiku Road to Kamehameha Highway by providing additional lanes and/ or contraflow. Additionally, the scope of work will consider infrastructure improvements for bicyclists and pedestrians; and work related to drainage, intersections, landscaping, sound mitigation, paving, signing, and striping.

B. IDENTIFICATION OF NEED AND EVALUATION OF EXISTING SOLUTION:

For this segment of Kahekili Highway there is the need for increased capacity along this corridor to mitigate the existing congestion concerns and the expected future increase of traffic due to the growth of the Windward area of Oahu. Previously, Kahekili Highway has been widened between Likelike Highway and Haiku Road, to support the capacity needs of this area. The next and rational segment to consider is the proposed adjacent segment from Haiku Road to Kamehameha Highway.

C. ALTERNATIVES CONSIDERED AND IMPACT IF PROJECT IS DEFERRED:

Alternative routes have been considered, which concluded the Kahekili Highway is the most rational and feasible roadway alternative to meet the capacity needs of the Windward-side of Oahu. If this project is deferred, congestion on the Windward-side of Oahu will increase.

D. DISCUSS WHAT IMPROVEMENTS WILL TAKE PLACE, WHEN PROJECT COMPLETED (INCLUDING BENEFITS TO BE DERIVED AND/OR DEFICIENCIES THIS PROJECT INTENDS TO CORRECT):

Benefits from the project will be reduced travel time, traffic congestion, gas consumption, maintenance on vehicles, and multi-modal use.

E. IMPACT UPON FUTURE OPERATING REQUIREMENTS (SHOW INITIAL AND ONGOING FUNDING REQUIREMENTS BY COST ELEMENT, INCLUDING POSITION COUNT, MEANS OF FINANCING, FISCAL YEAR):

See CIPOp Form.

F. ADDITIONAL INFORMATION:

Source of Federal Funds: The Federal Highway Administration (FHWA). Funds are distributed to the States by automatic formula apportionment annually, typically in the first week of October. The Federal Highway program is authorized by Moving Ahead for Progress in the 21st Century (MAP-21) and other previous authorization acts. Actual amount allocated to projects is determined by the Highways Division, using project cost and federal participation rate when obligation of Federal funds is processed with the FHWA.

SENATE DISTRICT	PRIORITY NUMBER	ISLAND	REP DISTRICT	PROJECT SCOPE	ITEM NUMBER	EXPENDING AGENCY
05	38	2 - MAUI	008	I - RENOVATION PROJECT		TRN

**PROJECT TITLE:**

HANA HIGHWAY/KAAHUMANU AVENUE BEAUTIFICATION, DAIRY ROAD TO NANILOA OVERPASS, MAUI

**PROJECT DESCRIPTION:**

CONSTRUCTION FOR THE BEAUTIFICATION OF THE MAIN CORRIDOR BETWEEN KAHULUI AND WAILUKU, TO INCLUDE LANDSCAPE AND IRRIGATION. THIS PROJECT IS DEEMED NECESSARY TO QUALIFY FOR FEDERAL AID FINANCING AND/OR REIMBURSEMENT.

**TOTAL ESTIMATED PROJECT COST (\$1,000'S):**

**PRIOR APPROPRIATIONS:**

SLH YR	ACT	ITEM	TOTALS	PLANS	LAND ACQUISITION	DESIGN	CONSTRUCTION	EQUIPMENT
97	328	C-181	1,135	0	0	110	1,025	0
13	134	C-108	1,545	0	0	0	1,545	0
TOTAL			2,680	0	0	110	2,570	0

**APPROPRIATIONS:**

PART I: BY ELEMENTS	MOF	PRIOR YR	FY 2013-14	FY 2014-15	REQUESTED		FUTURE YEARS	TOTAL PROJ COST
					FY 2015-16	FY 2016-17		
PLANS	*	0	0	0	0	0	0	0
LAND ACQUISITION	*	0	0	0	0	0	0	0
DESIGN	*	110	0	0	0	0	0	110
CONSTRUCTION	*	1,025	1,545	0	1,050	0	0	3,620
EQUIPMENT	*	0	0	0	0	0	0	0
TOTAL COST			1,135	1,545	0	1,050	0	3,730

PART II: BY MEANS OF FINANCE	MOF	PRIOR YR	FY 2013-14	FY 2014-15	REQUESTED		FUTURE YEARS	TOTAL PROJ COST
					FY 2015-16	FY 2016-17		
REVENUE BONDS	E	230	309	0	210	0	0	749
FEDERAL FUNDS	N	905	1,236	0	840	0	0	2,981
TOTAL COST			1,135	1,545	0	1,050	0	3,730

A. TOTAL SCOPE OF PROJECT:

This project would beautify the highway corridor by developing a landscape treatment that will improve the existing environment and by screening out undesirable views while opening and enhancing desirable views.

B. IDENTIFICATION OF NEED AND EVALUATION OF EXISTING SOLUTION:

Hana Highway and Kaahumanu Avenue is a major arterial route between the airport and Wailuku. It is also the most heavily used route on the island. This project is needed to:

1. To provide a greater visual environment and attractive gateway to Maui's urban center from the airport.
2. To preserve, frame, and emphasize desirable views, features and facilities.
3. To screen unsightly objects, major structures, and unsightly adjacent areas.

C. ALTERNATIVES CONSIDERED AND IMPACT IF PROJECT IS DEFERRED:

No Build: This is not an acceptable alternative because it will create an adverse image of Maui among the many visiting tourists and not add to the encouragement of their return.

If the project is deferred, it will create a less than desirable first image of Maui for visiting tourists.

D. DISCUSS WHAT IMPROVEMENTS WILL TAKE PLACE, WHEN PROJECT COMPLETED (INCLUDING BENEFITS TO BE DERIVED AND/OR DEFICIENCIES THIS PROJECT INTENDS TO CORRECT):

Improvements consists of landscaping within the highway right-of-way and installing an irrigation system.

E. IMPACT UPON FUTURE OPERATING REQUIREMENTS (SHOW INITIAL AND ONGOING FUNDING REQUIREMENTS BY COST ELEMENT, INCLUDING POSITION COUNT, MEANS OF FINANCING, FISCAL YEAR):

See CIPOp Form.

F. ADDITIONAL INFORMATION:

FOR: Community associations, Chamber of Commerce, Hawaii Visitors Bureau, motorists, bicylists and pedestrians.

AGAINST: None has been identified.

Source of Federal Funds: The Federal Highway Administration (FHWA). Funds are distributed to the States by automatic formula apportionment annually, typically in the first week of October. The Federal Highway program is authorized by Moving Ahead for Progress in the 21st Century (MAP-21) and other previous authorization acts. Actual amount allocated to projects is determined by the Highways Division, using project cost and federal participation rate when obligation of Federal funds is processed with the FHWA.

SENATE DISTRICT	PRIORITY NUMBER	ISLAND	REP DISTRICT	PROJECT SCOPE	ITEM NUMBER	EXPENDING AGENCY
13	39	0 - STATEWIDE	026	I - RENOVATION PROJECT		TRN

**PROJECT TITLE:**  
 ALIIAIMOKU HALE, ELEVATOR MODERNIZATION, STATEWIDE

**PROJECT DESCRIPTION:**  
 DESIGN AND CONSTRUCTION FOR ELEVATOR RENOVATION AND/OR REPLACEMENT, AND OTHER RELATED TASKS.

**TOTAL ESTIMATED PROJECT COST (\$1,000'S):**

PRIOR APPROPRIATIONS:

SLH YR	ACT	ITEM	TOTALS	PLANS	LAND ACQUISITION	DESIGN	CONSTRUCTION	EQUIPMENT
			0	0	0	0	0	0

APPROPRIATIONS:

PART I: BY ELEMENTS	MOF	PRIOR YR	FY 2013-14	FY 2014-15	REQUESTED		FUTURE YEARS	TOTAL PROJ COST
					FY 2015-16	FY 2016-17		
PLANS	*	0	0	0	0	0	0	0
LAND ACQUISITION	*	0	0	0	0	0	0	0
DESIGN	*	0	0	0	110	0	0	110
CONSTRUCTION	*	0	0	0	0	1,200	0	1,200
EQUIPMENT	*	0	0	0	0	0	0	0
<b>TOTAL COST</b>		0	0	0	110	1,200	0	1,310

PART II: BY MEANS OF FINANCE	MOF	PRIOR YR	FY 2013-14	FY 2014-15	REQUESTED		FUTURE YEARS	TOTAL PROJ COST
					FY 2015-16	FY 2016-17		
REVENUE BONDS	E	0	0	0	110	1,200	0	1,310
<b>TOTAL COST</b>		0	0	0	110	1,200	0	1,310

A. TOTAL SCOPE OF PROJECT:

Modernize the outdated elevators at Aliiimoku Hale.

B. IDENTIFICATION OF NEED AND EVALUATION OF EXISTING SOLUTION:

Although the elevator cabs had been retrofitted in the 1970s to meet ADA standards of the time, the machinery, equipment and electrical components have not been upgraded since the construction of the building in 1959. It is becoming more difficult to maintain the elevators because parts are no longer available and because there are fewer elevator technicians that are capable of repairing older equipment. Recently one of the two elevators was out of service for two months because the motor burned out. Since a replacement motor was not available, the original motor was rebuilt. After the rebuilt motor was installed the elevator still could not be put back into service for another week because the elevator company needed to locate a technician who knew how to make adjustments to the outdated braking system. Administration and the main conference room for the Department of Transportation is located on the 5th floor. Accessibility to personnel and shared spaces are concerns as they service not only interdepartmental staff, but their business partners and associates, as well as the general public.

C. ALTERNATIVES CONSIDERED AND IMPACT IF PROJECT IS DEFERRED:

The "Do-Nothing" alternative, however, the elevators will continue to have problems and jeopardize the safety of the public and employees of Aliiimoku Hale. There will be an increase in the risk of having both elevators out of service.

D. DISCUSS WHAT IMPROVEMENTS WILL TAKE PLACE, WHEN PROJECT COMPLETED (INCLUDING BENEFITS TO BE DERIVED AND/OR DEFICIENCIES THIS PROJECT INTENDS TO CORRECT):

Elevators will be more reliable, providing staff and visitors with the means to get to their destination in a safer and more timely manner.

E. IMPACT UPON FUTURE OPERATING REQUIREMENTS (SHOW INITIAL AND ONGOING FUNDING REQUIREMENTS BY COST ELEMENT, INCLUDING POSITION COUNT, MEANS OF FINANCING, FISCAL YEAR):

See CIPOp Form.

F. ADDITIONAL INFORMATION:

SENATE DISTRICT	PRIORITY NUMBER	ISLAND	REP DISTRICT	PROJECT SCOPE	ITEM NUMBER	EXPENDING AGENCY
00	40	0 - STATEWIDE	000	O - OTHER		TRN

**PROJECT TITLE:**  
 HIGHWAY PLANNING, STATEWIDE

**PROJECT DESCRIPTION:**  
 PLANS FOR FEDERAL AID AND NON-FEDERAL AID PROGRAMS AND PROJECTS THAT INCLUDE ROADWAY CLASSIFICATION, DATA COLLECTION, LONG- AND MID-RANGE PLANNING, TRANSPORTATION NEEDS STUDIES, RESEARCH, HRS 343/NEPA STUDIES, CORRIDOR STUDIES, SCOPING, AND TECHNOLOGY TRANSFER AND WORKFORCE DEVELOPMENT. THIS PROJECT IS DEEMED NECESSARY TO QUALIFY FOR FEDERAL AID FINANCING AND/OR REIMBURSEMENT.

**TOTAL ESTIMATED PROJECT COST (\$1,000'S):**

PRIOR APPROPRIATIONS:

SLH		ITEM	TOTALS	PLANS	LAND ACQUISITION	DESIGN	CONSTRUCTION	EQUIPMENT
YR	ACT							
		Prior Year	26,948	26,948	0	0	0	0
03	200	C-91	1,000	1,000	0	0	0	0
04	41	C-91	1,000	1,000	0	0	0	0
05	178	C-145	1,000	1,000	0	0	0	0
06	160	C-145	2,750	2,750	0	0	0	0
07	213	C-116	4,375	4,375	0	0	0	0
08	158	C-116	4,740	4,740	0	0	0	0
09	162	C-137	6,500	6,500	0	0	0	0
10	180	C-137	6,500	6,500	0	0	0	0
11	164	C-111	4,525	4,525	0	0	0	0
12	106	C-111	7,875	7,875	0	0	0	0
13	134	C-123	14,528	14,528	0	0	0	0
14	122	C-123	8,025	8,025	0	0	0	0
TOTAL			89,766	89,766	0	0	0	0



APPROPRIATIONS:

PART I: BY ELEMENTS	MOF	PRIOR YR	FY 2013-14	FY 2014-15	REQUESTED		FUTURE YEARS	TOTAL PROJ COST
					FY 2015-16	FY 2016-17		
PLANS	*	67,213	14,528	8,025	4,840	6,920	0	101,526
LAND ACQUISITION	*	0	0	0	0	0	0	0
DESIGN	*	0	0	0	0	0	0	0
CONSTRUCTION	*	0	0	0	0	0	0	0
EQUIPMENT	*	0	0	0	0	0	0	0
<b>TOTAL COST</b>		<b>67,213</b>	<b>14,528</b>	<b>8,025</b>	<b>4,840</b>	<b>6,920</b>	<b>0</b>	<b>101,526</b>

PART II: BY MEANS OF FINANCE	MOF	PRIOR YR	FY 2013-14	FY 2014-15	REQUESTED		FUTURE YEARS	TOTAL PROJ COST
					FY 2015-16	FY 2016-17		
REVENUE BONDS	E	17,540	3,026	1,725	1,080	1,440	0	24,811
FEDERAL FUNDS	N	49,673	11,502	6,300	3,760	5,480	0	76,715
<b>TOTAL COST</b>		<b>67,213</b>	<b>14,528</b>	<b>8,025</b>	<b>4,840</b>	<b>6,920</b>	<b>0</b>	<b>101,526</b>

A. TOTAL SCOPE OF PROJECT:

Conduct Highway planning, technology transfer, workforce development, and research activities in land, intermodal, and alternate modes of transportation to assist the Highways Division in its decision-making and project delivery processes; develop and implement the planning programs, processes and documents required by the Federal Highway Administration (FHWA) to ensure that adequate funding to operate, maintain and improve the highway system is secured; and perform project level planning and scoping of anticipated Federal Aid and non-Federal Aid projects.

B. IDENTIFICATION OF NEED AND EVALUATION OF EXISTING SOLUTION:

Highway planning and research in accordance with the Federal legislation Moving Ahead for Progress in the 21st Century (MAP-21), HRS 264 Highways, and HRS 279A Statewide Transportation Planning is a prerequisite to continuing receipt of Federal-Aid highway funds. Additionally, planning and research programs/projects that are federally funded are required to utilize a federally approved statewide transportation process that is comprehensive, coordinated and continuing. Highway planning provides for a technical and comprehensive understanding of the transportation needs of the State with the consideration of limited resources. This planning effort must be continual due to the changing transportation parameters, priorities and trends in Hawaii. Continual research is needed to evaluate existing methodologies and develop new strategies to best utilize existing and limited resources. Education and training on current national standards of practice, advancements in technology, and new legal requirements are essential to maintaining the technical competencies of the workforce. Technology transfer and workforce development effectuates greater efficiency...

C. ALTERNATIVES CONSIDERED AND IMPACT IF PROJECT IS DEFERRED:

If project is deferred, HDOT will not be supporting federal transportation policy. By requirement and practice, the federal government expects that a State agency in-house capability and competency will be maintained to ensure past and future federal funds invested to the State complies with federal policy and requirements. Supplementing in-house capability with outside consultants is acceptable, however cannot replace the required capability and competency to comply with federal requirements. Failure to continually practice or implement a federally compliant planning and research program will result in the withholding of Federal Aid funds. Failure to invest in workforce development and technology transfer will result in less skilled and diminished work force, greater inefficiencies in the way works is done, obsolescence in technology, and greater exposure to risks of litigation.

D. DISCUSS WHAT IMPROVEMENTS WILL TAKE PLACE, WHEN PROJECT COMPLETED (INCLUDING BENEFITS TO BE DERIVED AND/OR DEFICIENCIES THIS PROJECT INTENDS TO CORRECT):

Completed and ongoing planning and research efforts will ensure that the State will continue to be eligible to receive Federal Aid Highway Funds and that HDOT in-house capability to carry out planning and research will be maintained. Additionally, consistency of a continual planning and research process and programs ensures HDOT meets the dynamic transportation needs of the State with limited resources. Technology transfer and workforce development ensure that staff has the technical knowledge and training to efficiently and effectively deliver capital improvement projects in a timely manner.

E. IMPACT UPON FUTURE OPERATING REQUIREMENTS (SHOW INITIAL AND ONGOING FUNDING REQUIREMENTS BY COST ELEMENT, INCLUDING POSITION COUNT, MEANS OF FINANCING, FISCAL YEAR):

See CIPOp Form

F. ADDITIONAL INFORMATION:

Failure to provide these funds would jeopardize the State's ability to receive Federal Aid Highway Funds, since these funds will be utilized for the required match. Additionally, other planning and research efforts funded only by this request are required to comply with the policy and requirements of the U. S. Department of Transportation.

Programs / Tasks funded under this appropriation include the Statewide Planning and Research Program and Statewide Bridge Inspections program.

Source of Federal Funds: The Federal Highway Administration (FHWA). Funds are distributed to the States by automatic formula apportionment annually, typically in the first week of October. The Federal Highway program is authorized by Moving Ahead for Progress in the 21st Century (MAP-21) and other previous authorization acts. Actual amount allocated to projects is determined by the Highways Division, using project cost and federal participation rate when obligation of Federal funds is processed with the FHWA.

SENATE DISTRICT	PRIORITY NUMBER	ISLAND	REP DISTRICT	PROJECT SCOPE	ITEM NUMBER	EXPENDING AGENCY
16	41	0 - STATEWIDE	035	I - RENOVATION PROJECT		TRN

**PROJECT TITLE:**  
 MOTOR CARRIER SAFETY AND HIGHWAY SAFETY OFFICE FACILITY RENOVATIONS, STATEWIDE

**PROJECT DESCRIPTION:**  
 CONSTRUCTION TO RENOVATE AND REFURBISH EXISTING BUILDING STRUCTURES AND INSTALL MISCELLANEOUS SITE IMPROVEMENTS UNDER THE WAIMALU VIADUCT.

**TOTAL ESTIMATED PROJECT COST (\$1,000'S):**

PRIOR APPROPRIATIONS:

SLH	YR	ACT	ITEM	TOTALS	PLANS	LAND ACQUISITION	DESIGN	CONSTRUCTION	EQUIPMENT
07	213		C-125	575	0	0	75	500	0
11	164		C-110	1,100	0	0	0	1,100	0
14	122		C-125.03	1,100	0	0	0	1,100	0
<b>TOTAL</b>				<b>2,775</b>	<b>0</b>	<b>0</b>	<b>75</b>	<b>2,700</b>	<b>0</b>

APPROPRIATIONS:

PART I: BY ELEMENTS	MOF	PRIOR YR	FY 2013-14	FY 2014-15	REQUESTED		FUTURE YEARS	TOTAL PROJ COST
					FY 2015-16	FY 2016-17		
PLANS	*	0	0	0	0	0	0	0
LAND ACQUISITION	*	0	0	0	0	0	0	0
DESIGN	*	75	0	0	0	0	0	75
CONSTRUCTION	*	1,600	0	1,100	2,500	0	0	5,200
EQUIPMENT	*	0	0	0	0	0	0	0
<b>TOTAL COST</b>		<b>1,675</b>	<b>0</b>	<b>1,100</b>	<b>2,500</b>	<b>0</b>	<b>0</b>	<b>5,275</b>

PART II: BY MEANS OF FINANCE	MOF	PRIOR YR	FY 2013-14	FY 2014-15	REQUESTED		FUTURE YEARS	TOTAL PROJ COST
					FY 2015-16	FY 2016-17		
SPECIAL FUND	B	575	0	0	0	0	0	575
REVENUE BONDS	E	1,100	0	1,100	2,500	0	0	4,700
<b>TOTAL COST</b>		<b>1,675</b>	<b>0</b>	<b>1,100</b>	<b>2,500</b>	<b>0</b>	<b>0</b>	<b>5,275</b>

A. TOTAL SCOPE OF PROJECT:

Design and construction for the renovation and refurbishment of existing building structures and installation of site improvements underneath the Waimalu Viaduct on Oahu. This facility will be occupied by the Motor Carrier Safety and Highway Safety Office (MVSO) personnel currently located in the Kapolei State Building and in the DOT Punchbowl Building. Energy efficient fixtures to be incorporated into the facility.

B. IDENTIFICATION OF NEED AND EVALUATION OF EXISTING SOLUTION:

The splitting of MVSO's personnel between two offices is resulting in operational inefficiency. In addition to this, with most of the staff located in Kapolei, thousands of man-hours are lost each year due to driving time from Kapolei to Punchbowl or to other field locations. Moving to a more centralized location that is closer to field work areas will save travel time and will increase the operational efficiency of the MVSO office.

C. ALTERNATIVES CONSIDERED AND IMPACT IF PROJECT IS DEFERRED:

If no action is taken, man-hours will continue to be lost.

D. DISCUSS WHAT IMPROVEMENTS WILL TAKE PLACE, WHEN PROJECT COMPLETED (INCLUDING BENEFITS TO BE DERIVED AND/OR DEFICIENCIES THIS PROJECT INTENDS TO CORRECT):

Renovation and refurbishment of the building facilities will provide for a centralized facility that will be able to accommodate the entire MVSO staff. This proposed location will be closer to field work areas and closer to the DOT Punchbowl headquarters.

E. IMPACT UPON FUTURE OPERATING REQUIREMENTS (SHOW INITIAL AND ONGOING FUNDING REQUIREMENTS BY COST ELEMENT, INCLUDING POSITION COUNT, MEANS OF FINANCING, FISCAL YEAR):

See CIPOp Form.

F. ADDITIONAL INFORMATION:

The Waimalu community is in strong support of having a State presence under the Waimalu Viaduct. A lack of presence has resulted in vandalism, drug use and proliferation of graffiti in the area.

SENATE DISTRICT	PRIORITY NUMBER	ISLAND	REP DISTRICT	PROJECT SCOPE	ITEM NUMBER	EXPENDING AGENCY
21	42	1 - OAHU	043	I - RENOVATION PROJECT		TRN

**PROJECT TITLE:**  
 FARRINGTON HIGHWAY IMPROVEMENTS BETWEEN HONOKAI HALE AND HAKIMO ROAD, OAHU

**PROJECT DESCRIPTION:**  
 CONSTRUCTION FOR IMPROVEMENTS ALONG FARRINGTON HIGHWAY FOR ALTERNATIVE CONGESTION RELIEF AND/OR SAFETY IMPROVEMENTS ALONG FARRINGTON HIGHWAY BETWEEN HONOKAI HALE AND HAKIMO ROAD. THIS PROJECT IS DEEMED NECESSARY TO QUALIFY FOR FEDERAL AID FINANCING AND/OR REIMBURSEMENT.

**TOTAL ESTIMATED PROJECT COST (\$1,000'S):**

PRIOR APPROPRIATIONS:

SLH		ITEM	TOTALS	PLANS	LAND ACQUISITION	DESIGN	CONSTRUCTION	EQUIPMENT
YR	ACT							
06	160	C-98.10	2,000	0	0	100	1,900	0
10	180	C-84	12,500	0	0	0	12,500	0
12	106	C-62.01	7,500	0	0	0	7,500	0
14	122	C-58.01	500	0	0	500	0	0
TOTAL			22,500	0	0	600	21,900	0

APPROPRIATIONS:

PART I: BY ELEMENTS	MOF	PRIOR YR	FY 2013-14	FY 2014-15	REQUESTED		FUTURE YEARS	TOTAL PROJ COST
					FY 2015-16	FY 2016-17		
PLANS	*	0	0	0	0	0	0	0
LAND ACQUISITION	*	0	0	0	0	0	0	0
DESIGN	*	100	0	500	0	0	0	600
CONSTRUCTION	*	21,900	0	0	0	500	0	22,400
EQUIPMENT	*	0	0	0	0	0	0	0
TOTAL COST		22,000	0	500	0	500	0	23,000

PART II: BY MEANS OF FINANCE	MOF	PRIOR YR	FY 2013-14	FY 2014-15	REQUESTED		FUTURE YEARS	TOTAL PROJ COST
					FY 2015-16	FY 2016-17		
REVENUE BONDS	E	6,000	0	100	0	100	0	6,200
FEDERAL FUNDS	N	16,000	0	400	0	400	0	16,800
TOTAL COST		22,000	0	500	0	500	0	23,000

A. TOTAL SCOPE OF PROJECT:

Create an auxiliary lane for each intersection, reconstruct the roadway, and install signs, pavement markings, and striping.

B. IDENTIFICATION OF NEED AND EVALUATION OF EXISTING SOLUTION:

Existing left lane at each intersection in the Honolulu bound direction is being occupied by vehicles turning left into the cross streets, congesting the highway during peak hour traffic.

C. ALTERNATIVES CONSIDERED AND IMPACT IF PROJECT IS DEFERRED:

The "no-action" alternative was considered but deemed unacceptable because congestion will remain unresolved and is reducing the Level of Service of Farrington Highway in the townbound direction.

D. DISCUSS WHAT IMPROVEMENTS WILL TAKE PLACE, WHEN PROJECT COMPLETED (INCLUDING BENEFITS TO BE DERIVED AND/OR DEFICIENCIES THIS PROJECT INTENDS TO CORRECT):

The project provides auxiliary left turn lanes at each intersection to alleviate congestion in the through lanes.

E. IMPACT UPON FUTURE OPERATING REQUIREMENTS (SHOW INITIAL AND ONGOING FUNDING REQUIREMENTS BY COST ELEMENT, INCLUDING POSITION COUNT, MEANS OF FINANCING, FISCAL YEAR):

See CIPOp Form.

F. ADDITIONAL INFORMATION:

Source of Federal Funds: The Federal Highway Administration (FHWA). Funds are distributed to the States by automatic formula apportionment annually, typically in the first week of October. The Federal Highway program is authorized by Moving Ahead for Progress in the 21st Century (MAP-21) and other previous authorization acts. Actual amount allocated to projects is determined by the Highways Division, using project cost and federal participation rate when obligation of Federal funds is processed with the FHWA.

SENATE DISTRICT	PRIORITY NUMBER	ISLAND	REP DISTRICT	PROJECT SCOPE	ITEM NUMBER	EXPENDING AGENCY
00	43	0 - STATEWIDE	000	O - OTHER		TRN

PROJECT TITLE:

CLOSEOUT OF HIGHWAY RIGHTS-OF-WAY, STATEWIDE

PROJECT DESCRIPTION:

LAND ACQUISITION FOR COMPLETION OF ACQUISITION OF OUTSTANDING RIGHT-OF-WAY PARCELS ON PREVIOUSLY CONSTRUCTED PROJECTS OR PROJECTS WITH NECESSARY MITIGATIVE RESPONSES. ALSO, TO PROVIDE FOR THE TRANSFER OF REAL ESTATE INTERESTS FROM THE STATE TO THE COUNTIES FOR THE IMPLEMENTATION OF THE STATE HIGHWAY SYSTEM. THIS PROJECT IS DEEMED NECESSARY TO QUALIFY FOR FEDERAL AID FINANCING AND/OR REIMBURSEMENT.

TOTAL ESTIMATED PROJECT COST (\$1,000'S):

PRIOR APPROPRIATIONS:

SLH		ITEM	TOTALS	PLANS	LAND ACQUISITION	DESIGN	CONSTRUCTION	EQUIPMENT
YR	ACT							
		Prior	2,500	0	2,500	0	0	0
01	259	C-130	200	0	200	0	0	0
03	200	C-88	200	0	200	0	0	0
05	178	C-142	300	0	300	0	0	0
06	160	C-142	300	0	300	0	0	0
07	213	C-113	300	0	300	0	0	0
08	158	C-113	300	0	300	0	0	0
09	162	C-134	300	0	300	0	0	0
10	180	C-134	300	0	300	0	0	0
13	134	C-125	300	0	300	0	0	0
14	122	C-125	15,000	0	15,000	0	0	0
TOTAL			20,000	0	20,000	0	0	0



APPROPRIATIONS:

PART I: BY ELEMENTS	MOF	PRIOR YR	FY 2013-14	FY 2014-15	REQUESTED		FUTURE YEARS	TOTAL PROJ COST
					FY 2015-16	FY 2016-17		
PLANS	*	0	0	0	0	0	0	0
LAND ACQUISITION	*	4,700	300	15,000	300	0	0	20,300
DESIGN	*	0	0	0	0	0	0	0
CONSTRUCTION	*	0	0	0	0	0	0	0
EQUIPMENT	*	0	0	0	0	0	0	0
<b>TOTAL COST</b>		<b>4,700</b>	<b>300</b>	<b>15,000</b>	<b>300</b>	<b>0</b>	<b>0</b>	<b>20,300</b>

PART II: BY MEANS OF FINANCE	MOF	PRIOR YR	FY 2013-14	FY 2014-15	REQUESTED		FUTURE YEARS	TOTAL PROJ COST
					FY 2015-16	FY 2016-17		
G.O. BONDS REPAYED	D	900	0	0	0	0	0	900
REVENUE BONDS	E	3,800	299	7,000	299	0	0	11,398
FEDERAL FUNDS	N	0	1	8,000	1	0	0	8,002
<b>TOTAL COST</b>		<b>4,700</b>	<b>300</b>	<b>15,000</b>	<b>300</b>	<b>0</b>	<b>0</b>	<b>20,300</b>

A. TOTAL SCOPE OF PROJECT:

Acquisition of the parcels will be on a continuing basis with priorities given to more recent projects. Due to the time factor, we anticipate differences in opinion as to parcel valuations, thus many acquisitions will be acquired by condemnation proceedings. The cost to be expended annually will depend on how many parcel acquisitions are completed and the number of acquisitions by eminent domain proceedings.

B. IDENTIFICATION OF NEED AND EVALUATION OF EXISTING SOLUTION:

There are numerous parcels of land (statewide) where acquisition by the State is still pending although construction has been completed, the project closed, and/or project appropriation lapsed. There is a need to acquire these parcels to vest ownership with the State and justly compensate the owners.

C. ALTERNATIVES CONSIDERED AND IMPACT IF PROJECT IS DEFERRED:

Do nothing alternative, however, property owners would not be justly compensated.

D. DISCUSS WHAT IMPROVEMENTS WILL TAKE PLACE, WHEN PROJECT COMPLETED (INCLUDING BENEFITS TO BE DERIVED AND/OR DEFICIENCIES THIS PROJECT INTENDS TO CORRECT):

For construction projects completed previously, but have outstanding real estate purchases. This project will correct deficiencies by purchasing and compensating the owners for their land; and also to transfer real property interests in highway segments that were transferred to the Counties.

E. IMPACT UPON FUTURE OPERATING REQUIREMENTS (SHOW INITIAL AND ONGOING FUNDING REQUIREMENTS BY COST ELEMENT, INCLUDING POSITION COUNT, MEANS OF FINANCING, FISCAL YEAR):

See CIOP Form.

F. ADDITIONAL INFORMATION:

List of projects to be closed out: 1 - Kahekili Highway Resurfacing, 2 - Honoapiilani Highway, Aeloa to Honokuhua, 3 - Kam V Kamalo to Pukoo, 4 - Kuhio Highway, Extension of Temp. Kapaa Bypass, 5 - H-1 Non-Potable Water System, 6 - Hawi-Niulii Road, 7 - Hawaii Belt Road, Honokahua to Kaupulehu, 8 - Kamehameha Highway Drainage Improvements, 9 - Kahekili Highway Drainage & Safety Improvements, 10 - Hawaii Belt Road, Seismic Wave Damage, 11 - Hawaii Belt Road, Seismic Wave Damage, 12 - Hawaii Belt Road, Waikoloa Section, 13 - Kauai Belt Road; other Federal-aid projects impacted by the assignment of lapse dates to previously non-lapsing appropriations.

Source of Federal Funds: The Federal Highway Administration (FHWA). Funds are distributed to the States by automatic formula apportionment annually, typically in the first week of October. The Federal Highway program is authorized by Moving Ahead for Progress in the 21st Century (MAP-21) and other previous authorization acts. Actual amount allocated to projects is determined by the Highways Division, using project cost and federal participation rate when obligation of Federal funds is processed with the FHWA.

SENATE DISTRICT	PRIORITY NUMBER	ISLAND	REP DISTRICT	PROJECT SCOPE	ITEM NUMBER	EXPENDING AGENCY
00	44	0 - STATEWIDE	00	O - OTHER		TRN

PROJECT TITLE:  
 CLOSEOUT OF HIGHWAY CONSTRUCTION PROJECTS, STATEWIDE

PROJECT DESCRIPTION:  
 CONSTRUCTION FOR COMPLETION OF OUTSTANDING CONSTRUCTION PROJECTS FOR POSTING OF AS-BUILT PLANS, OUTSTANDING UTILITY BILLINGS, AND PAYMENTS TO OTHERS FOR PROJECT RELATED WORK. THIS PROJECT IS DEEMED NECESSARY TO QUALIFY FOR FEDERAL AID FINANCING AND/OR REIMBURSEMENT.

TOTAL ESTIMATED PROJECT COST (\$1,000'S):

PRIOR APPROPRIATIONS:

SLH		ITEM	TOTALS	PLANS	LAND ACQUISITION	DESIGN	CONSTRUCTION	EQUIPMENT
YR	ACT							
00	281	c-119	250	0	0	0	250	0
99	091	C-119	250	0	0	0	250	0
01	259	C-136	250	0	0	0	250	0
02	177	C-136	250	0	0	0	250	0
03	200	C-94	250	0	0	0	250	0
04	41	C-94	250	0	0	0	250	0
06	160	C-155.01	200	0	0	0	200	0
07	213	C-121	200	0	0	0	200	0
08	158	C-121	200	0	0	0	200	0
09	162	C-141	200	0	0	0	200	0
10	180	C-141	200	0	0	0	200	0
14	122	C-125.01	20,200	0	0	0	20,200	0
TOTAL			22,700	0	0	0	22,700	0

APPROPRIATIONS:

PART I: BY ELEMENTS	MOF	PRIOR YR	FY 2013-14	FY 2014-15	REQUESTED		FUTURE YEARS	TOTAL PROJ COST
					FY 2015-16	FY 2016-17		
PLANS	*	0	0	0	0	0	0	0
LAND ACQUISITION	*	0	0	0	0	0	0	0
DESIGN	*	0	0	0	0	0	0	0
CONSTRUCTION	*	2,500	0	20,200	200	200	0	23,100
EQUIPMENT	*	0	0	0	0	0	0	0
<b>TOTAL COST</b>		<b>2,500</b>	<b>0</b>	<b>20,200</b>	<b>200</b>	<b>200</b>	<b>0</b>	<b>23,100</b>

PART II: BY MEANS OF FINANCE	MOF	PRIOR YR	FY 2013-14	FY 2014-15	REQUESTED		FUTURE YEARS	TOTAL PROJ COST
					FY 2015-16	FY 2016-17		
REVENUE BONDS	E	2,493	0	7,200	199	199	0	10,091
FEDERAL FUNDS	N	7	0	13,000	1	1	0	13,009
<b>TOTAL COST</b>		<b>2,500</b>	<b>0</b>	<b>20,200</b>	<b>200</b>	<b>200</b>	<b>0</b>	<b>23,100</b>

A. TOTAL SCOPE OF PROJECT:

Provide funding to carry construction projects through closing, when their specific appropriations have lapsed. Final costs may include utility agreement reconciliation & closeout amounts, posting of as-built plans, and other final payments for services and expenses.

B. IDENTIFICATION OF NEED AND EVALUATION OF EXISTING SOLUTION:

Many Highways Division projects have not been closed due to outstanding utility agreements, posting of as-built plans, or other project related billings. Funding for these unpaid project expenditures are required in order to perform final closeouts.  
To add to the ongoing project closeout situation, Act 134/13 included various provisos which assigned lapse dates to previously non-lapsing appropriations. The time afforded to plan for a change of this magnitude, which is quite significant for the Highways Division where federal funding accounts for 30% of the program, was insufficient; and thus, in order to minimize project delays due to the lapsing of these funds, additional construction closeout appropriation funds are requested.

C. ALTERNATIVES CONSIDERED AND IMPACT IF PROJECT IS DEFERRED:

If this project is deferred, funding may not be available to pay for these late or residual project expenditures and posting of as-built plans.  
In regards to the lapsing of appropriations with Federal language, projects now lacking the funding levels needed to continue project progress will be delayed until additional funding is secured.

D. DISCUSS WHAT IMPROVEMENTS WILL TAKE PLACE, WHEN PROJECT COMPLETED (INCLUDING BENEFITS TO BE DERIVED AND/OR DEFICIENCIES THIS PROJECT INTENDS TO CORRECT):

Funding will be available and project can be completed and closed out in accordance with project schedules.

E. IMPACT UPON FUTURE OPERATING REQUIREMENTS (SHOW INITIAL AND ONGOING FUNDING REQUIREMENTS BY COST ELEMENT, INCLUDING POSITION COUNT, MEANS OF FINANCING, FISCAL YEAR):

See CIPOp Form.

F. ADDITIONAL INFORMATION:

Source of Federal Funds: The Federal Highway Administration (FHWA). Funds are distributed to the States by automatic formula apportionment annually, typically in the first week of October. The Federal Highway program is authorized by Moving Ahead for Progress in the 21st Century (MAP-21) and other previous authorization acts. Actual amount allocated to projects is determined by the Highways Division, using project cost and federal participation rate when obligation of Federal funds is processed with the FHWA.

SENATE DISTRICT	PRIORITY NUMBER	ISLAND	REP DISTRICT	PROJECT SCOPE	ITEM NUMBER	EXPENDING AGENCY
00	45	0 - STATEWIDE	000	O - OTHER		TRN

**PROJECT TITLE:**  
 CLOSEOUT OF HIGHWAY DESIGN PROJECTS, STATEWIDE

**PROJECT DESCRIPTION:**  
 DESIGN FOR COMPLETION AND CLOSEOUT OF DESIGN PROJECTS IN ONGOING AND/OR CLOSING STAGES AND/OR REQUIRING FUNDS PREVIOUSLY IDENTIFIED AS NON-LAPSING. THIS PROJECT IS DEEMED NECESSARY TO QUALIFY FOR FEDERAL AID FINANCING AND/OR REIMBURSEMENT.

**TOTAL ESTIMATED PROJECT COST (\$1,000'S):**

PRIOR APPROPRIATIONS:

SLH YR	ACT	ITEM	TOTALS	PLANS	LAND ACQUISITION	DESIGN	CONSTRUCTION	EQUIPMENT
14	122	C-125.02	20,000	0	0	20,000	0	0
TOTAL			20,000	0	0	20,000	0	0

APPROPRIATIONS:

PART I: BY ELEMENTS	MOF	PRIOR YR	FY 2013-14	FY 2014-15	REQUESTED		FUTURE YEARS	TOTAL PROJ COST	
					FY 2015-16	FY 2016-17			
PLANS	*	0	0	0	0	0	0	0	
LAND ACQUISITION	*	0	0	0	0	0	0	0	
DESIGN	*	0	0	20,000	1,000	1,000	0	22,000	
CONSTRUCTION	*	0	0	0	0	0	0	0	
EQUIPMENT	*	0	0	0	0	0	0	0	
TOTAL COST			0	0	20,000	1,000	1,000	0	22,000

PART II: BY MEANS OF FINANCE	MOF	PRIOR YR	FY 2013-14	FY 2014-15	REQUESTED		FUTURE YEARS	TOTAL PROJ COST	
					FY 2015-16	FY 2016-17			
REVENUE BONDS	E	0	0	6,000	200	200	0	6,400	
FEDERAL FUNDS	N	0	0	14,000	800	800	0	15,600	
TOTAL COST			0	0	20,000	1,000	1,000	0	22,000

A. TOTAL SCOPE OF PROJECT:

Provide funding for payment of outstanding design-related billings and project expenditures that have not yet been paid for design projects in ongoing and/or closing stages, and also for projects that had planned to use non-lapsing appropriations for these payments, but have since been given lapsing dates which could not accommodate current schedules.

B. IDENTIFICATION OF NEED AND EVALUATION OF EXISTING SOLUTION:

There are numerous projects which have been programmed and implemented under the assumption of the availability of past non-lapsing appropriations. These non-lapsing appropriations are those associated with projects receiving Federal funds, and are usually of a more complex nature. With the assignment of lapse dates to these funding sources per Proviso Nos. 57-59 and 76 under Act 134, SLH 2013, programming and budgeting needs to be adjusted to accommodate this significant change. As a large part of the State Highway program consists of Federal funds, there are thousands of appropriations to review in order to determine budget adjustment needs. Additional time is needed to assess status, projected schedules and corresponding funding needs of these projects and plan accordingly; however, budget timelines do not allow for review of all projects impacted. A resource is needed to provide funding during this interim adjustment time.

C. ALTERNATIVES CONSIDERED AND IMPACT IF PROJECT IS DEFERRED:

Project schedules may be negatively affected without the availability of funds to move the project forward. Additional delay costs may result if replacement sources of funding are not in place.

D. DISCUSS WHAT IMPROVEMENTS WILL TAKE PLACE, WHEN PROJECT COMPLETED (INCLUDING BENEFITS TO BE DERIVED AND/OR DEFICIENCIES THIS PROJECT INTENDS TO CORRECT):

Funding will be available and project can be progress without financial hold-ups.

E. IMPACT UPON FUTURE OPERATING REQUIREMENTS (SHOW INITIAL AND ONGOING FUNDING REQUIREMENTS BY COST ELEMENT, INCLUDING POSITION COUNT, MEANS OF FINANCING, FISCAL YEAR):

See CIPOp Form.

F. ADDITIONAL INFORMATION:

Source of Federal Funds: The Federal Highway Administration (FHWA). Funds are distributed to the States by automatic formula apportionment annually, typically in the first week of October. The Federal Highway program is authorized by Moving Ahead for Progress in the 21st Century (MAP-21) and other previous authorization acts. Actual amount allocated to projects is determined by the Highways Division, using project cost and federal participation rate when obligation of Federal funds is processed with the FHWA.

SENATE DISTRICT	PRIORITY NUMBER	ISLAND	REP DISTRICT	PROJECT SCOPE	ITEM NUMBER	EXPENDING AGENCY
00	46	0 - STATEWIDE	00	A - ADDITION PROJECT		TRN

**PROJECT TITLE:**  
 TRAFFIC COUNTING STATIONS AT VARIOUS LOCATIONS, STATEWIDE

**PROJECT DESCRIPTION:**  
 CONSTRUCTION FOR INSTALLING TRAFFIC DETECTOR LOOPS AND PIEZOELECTRIC SENSORS, ASSOCIATED WIRING, JUNCTION BOXES, TRAFFIC CABINETS FOR CONTINUOUS TRAFFIC MONITORING STATIONS AT VARIOUS LOCATIONS ON STATE ROADWAYS. THIS PROJECT IS DEEMED NECESSARY TO QUALIFY FOR FEDERAL AID FINANCING AND/OR REIMBURSEMENT.

**TOTAL ESTIMATED PROJECT COST (\$1,000'S):**

PRIOR APPROPRIATIONS:

SLH	YR	ACT	ITEM	TOTALS	PLANS	LAND ACQUISITION	DESIGN	CONSTRUCTION	EQUIPMENT
99	91		C-115	1,100	0	0	350	750	0
00	281		C-115	1,100	0	0	100	1,000	0
09	162		C-138	375	75	0	300	0	0
10	180		C-138	3,500	0	0	0	3,500	0
12	106		C-114	75	0	0	0	75	0
TOTAL				6,150	75	0	750	5,325	0

APPROPRIATIONS:

PART I: BY ELEMENTS	MOF	PRIOR YR	FY 2013-14	FY 2014-15	REQUESTED		FUTURE YEARS	TOTAL PROJ COST
					FY 2015-16	FY 2016-17		
PLANS	*	75	0	0	0	0	0	75
LAND ACQUISITION	*	0	0	0	0	0	0	0
DESIGN	*	750	0	0	0	0	0	750
CONSTRUCTION	*	5,325	0	0	125	2,700	0	8,150
EQUIPMENT	*	0	0	0	0	0	0	0
TOTAL COST		6,150	0	0	125	2,700	0	8,975



PART II: BY MEANS OF FINANCE	MOF	PRIOR YR	FY 2013-14	FY 2014-15	REQUESTED		FUTURE YEARS	TOTAL PROJ COST
					FY 2015-16	FY 2016-17		
REVENUE BONDS	E	1,590	0	0	25	540	0	2,155
FEDERAL FUNDS	N	4,560	0	0	100	2,160	0	6,820
TOTAL COST		6,150	0	0	125	2,700	0	8,975

A. TOTAL SCOPE OF PROJECT:

This project would involve installing traffic detector loops and piezoelectric sensors, associated wiring, junction boxes, traffic counting equipment cabinets for permanent traffic counting stations at various locations on State roadways.

B. IDENTIFICATION OF NEED AND EVALUATION OF EXISTING SOLUTION:

Traffic information is critical to many of the planning, design, construction and maintenance functions of the division and to meet the needs of the Highway Performance Monitoring System (HPMS). Additionally, each state must maintain an adequate Traffic Monitoring System (TMS) to comply with 23CFR500B. This project will aid in the implementation and maintenance of a TMS and help improve data collection operations efficiency, safety and reliability. These traffic stations will also help reduce the exposure of the survey crew to hazardous traffic conditions that they presently encounter when laying road tubes.

C. ALTERNATIVES CONSIDERED AND IMPACT IF PROJECT IS DEFERRED:

Deferring this project would hinder HDOT in working on the FHWA recommendation of adding stations and expanding the vehicle classification program. The field crew will continue to be exposed to hazardous conditions. Data quality will continue to be limited by the accuracy of the road tubes and time of collection (2 days per year for the road crew versus continuous throughout the year).

D. DISCUSS WHAT IMPROVEMENTS WILL TAKE PLACE, WHEN PROJECT COMPLETED (INCLUDING BENEFITS TO BE DERIVED AND/OR DEFICIENCIES THIS PROJECT INTENDS TO CORRECT):

Traffic counts would be obtained in a more timely and accurate manner. It would eliminate the need for the field crew to lay road tubes on these locations (road tube counts are not as accurate as counts from traffic detector loops). Laying road tubes is time consuming as well as extremely hazardous to the field crew (roadways with narrow shoulders or high speed facilities, such as freeways). The installation of more traffic detector loops would generate more data giving a better profile of the traffic volume situation as it is currently.

E. IMPACT UPON FUTURE OPERATING REQUIREMENTS (SHOW INITIAL AND ONGOING FUNDING REQUIREMENTS BY COST ELEMENT, INCLUDING POSITION COUNT, MEANS OF FINANCING, FISCAL YEAR):

See CIPOp Form.

F. ADDITIONAL INFORMATION:

This project is included in the Statewide Transportation Improvement Program (STIP).

Source of Federal Funds: The Federal Highway Administration (FHWA). Funds are distributed to the States by automatic formula apportionment annually, typically in the first week of October. The Federal Highway program is authorized by Moving Ahead for Progress in the 21st Century (MAP-21) and other previous authorization acts. Actual amount allocated to projects is determined by the Highways Division, using project cost and federal participation rate when obligation of Federal funds is processed with the FHWA.

SENATE DISTRICT	PRIORITY NUMBER	ISLAND	REP DISTRICT	PROJECT SCOPE	ITEM NUMBER	EXPENDING AGENCY
00	47	0 - STATEWIDE	000	I - RENOVATION PROJECT		TRN

PROJECT TITLE:

TRAFFIC SIGNAL MODERNIZATION AT VARIOUS LOCATIONS, STATEWIDE

PROJECT DESCRIPTION:

DESIGN AND CONSTRUCTION FOR UPGRADING OF EXISTING TRAFFIC SIGNAL SYSTEMS, INCLUDING ASSESSMENT AND DEVELOPMENT OF CRITERIA FOR IMPLEMENTATION OF SCHEDULED REPLACEMENTS AND UPGRADES; PROVIDING INTERCONNECTION OF SIGNALIZED INTERSECTIONS; AND UPGRADING TO MEET CURRENT STANDARDS. THIS PROJECT IS DEEMED NECESSARY TO QUALIFY FOR FEDERAL AID FINANCING AND/OR REIMBURSEMENT.

TOTAL ESTIMATED PROJECT COST (\$1,000'S):

PRIOR APPROPRIATIONS:

SLH		ITEM	TOTALS	PLANS	LAND ACQUISITION	DESIGN	CONSTRUCTION	EQUIPMENT
YR	ACT							
95	218	C-80	1,800	0	0	300	1,500	0
96	287	C-80	1,500	0	0	0	1,500	0
97	328	C-212	1,800	0	0	300	1,500	0
98	116	C-212	1,500	0	0	0	1,500	0
99	091	C-117	1,800	0	0	300	1,500	0
00	281	C-117	1,500	0	0	0	1,500	0
04	41	C-92	1,500	0	0	0	1,500	0
03	200	C-92	1,800	0	0	300	1,500	0
06	160	C-146	1,500	0	0	0	1,500	0
05	178	C-146	3,600	0	0	300	3,300	0
07	213	C-117	1,500	0	0	300	1,200	0
08	158	C-117	1,500	0	0	300	1,200	0
01	259	C-133	2,300	0	0	300	2,000	0
TOTAL			23,600	0	0	2,400	21,200	0

APPROPRIATIONS:

PART I: BY ELEMENTS	MOF	PRIOR YR	FY 2013-14	FY 2014-15	REQUESTED		FUTURE YEARS	TOTAL PROJ COST
					FY 2015-16	FY 2016-17		
PLANS	*	0	0	0	0	0	0	0
LAND ACQUISITION	*	0	0	0	0	0	0	0
DESIGN	*	2,400	0	0	1,000	0	0	3,400
CONSTRUCTION	*	21,200	0	0	0	6,000	0	27,200
EQUIPMENT	*	0	0	0	0	0	0	0
<b>TOTAL COST</b>		<b>23,600</b>	<b>0</b>	<b>0</b>	<b>1,000</b>	<b>6,000</b>	<b>0</b>	<b>30,600</b>

PART II: BY MEANS OF FINANCE	MOF	PRIOR YR	FY 2013-14	FY 2014-15	REQUESTED		FUTURE YEARS	TOTAL PROJ COST
					FY 2015-16	FY 2016-17		
REVENUE BONDS	E	6,160	0	0	1,000	1,200	0	8,360
FEDERAL FUNDS	N	17,440	0	0	0	4,800	0	22,240
<b>TOTAL COST</b>		<b>23,600</b>	<b>0</b>	<b>0</b>	<b>1,000</b>	<b>6,000</b>	<b>0</b>	<b>30,600</b>

A. TOTAL SCOPE OF PROJECT:

Replacing old and obsolete traffic signal equipment, materials and appurtenances, and providing interconnection at various traffic signal systems where necessary, upgrading existing systems to current MUTCD guidelines and other related work.

B. IDENTIFICATION OF NEED AND EVALUATION OF EXISTING SOLUTION:

Operational efficiency of the intersections need to be improved. The installation of the latest state-of-the-art equipment will improve safety, allow flexibility in programming to achieve better operational efficiency and result in a decrease in traffic signal malfunctions.

C. ALTERNATIVES CONSIDERED AND IMPACT IF PROJECT IS DEFERRED:

A do nothing alternative was considered and rejected as unacceptable for safety and operational reasons. Also, the existing traffic signal systems will deteriorate and eventually malfunction which will cause serious traffic problems and traffic accidents. The traffic accidents may lead to lawsuits being filed against the State.

D. DISCUSS WHAT IMPROVEMENTS WILL TAKE PLACE, WHEN PROJECT COMPLETED (INCLUDING BENEFITS TO BE DERIVED AND/OR DEFICIENCIES THIS PROJECT INTENDS TO CORRECT):

The State will have the latest state-of-the-art traffic signal equipment that will improve traffic flow through the intersections.

E. IMPACT UPON FUTURE OPERATING REQUIREMENTS (SHOW INITIAL AND ONGOING FUNDING REQUIREMENTS BY COST ELEMENT, INCLUDING POSITION COUNT, MEANS OF FINANCING, FISCAL YEAR):

See CIPOp Form.

F. ADDITIONAL INFORMATION:

Federal formula funds to be utilized. Developing and maintaining a traffic signal modernization program is critical to the Highways Division in order to provide a more efficient highway for the motoring public. This project is included in the Statewide Transportation Improvement Program (STIP).

Source of Federal Funds: The Federal Highway Administration (FHWA). Funds are distributed to the States by automatic formula apportionment annually, typically in the first week of October. The Federal Highway program is authorized by Moving Ahead for Progress in the 21st Century (MAP-21) and other previous authorization acts. Actual amount allocated to projects is determined by the Highways Division, using project cost and federal participation rate when obligation of Federal funds is processed with the FHWA.

SENATE DISTRICT	PRIORITY NUMBER	ISLAND	REP DISTRICT	PROJECT SCOPE	ITEM NUMBER	EXPENDING AGENCY
24	48	1 - OAHU	049	I - RENOVATION PROJECT		TRN

**PROJECT TITLE:**

CASTLE HILLS ACCESS ROAD IMPROVEMENTS, OAHU

**PROJECT DESCRIPTION:**

LAND ACQUISITION, DESIGN, AND CONSTRUCTION FOR THE WIDENING OF CASTLE HILLS ACCESS ROAD (POOKELA STREET), FROM KEAAHALA ROAD TO KUPOHU STREET.

**TOTAL ESTIMATED PROJECT COST (\$1,000'S):**

**PRIOR APPROPRIATIONS:**

SLH		ITEM	TOTALS	PLANS	LAND ACQUISITION	DESIGN	CONSTRUCTION	EQUIPMENT
YR	ACT							
97	328	C-121	150	0	0	150	0	0
98	116	C-121	500	0	500	0	0	0
04	41	C-61.01	6,100	0	100	0	6,000	0
06	160	C-98.02	2,000	0	1,800	200	0	0
07	213	C-59	5,800	0	0	800	5,000	0
09	162	C-72	996	0	996	0	0	0
TOTAL			15,546	0	3,396	1,150	11,000	0

**APPROPRIATIONS:**

PART I: BY ELEMENTS	MOF	PRIOR YR	FY 2013-14	FY 2014-15	REQUESTED		FUTURE YEARS	TOTAL PROJ COST	
					FY 2015-16	FY 2016-17			
PLANS	*	0	0	0	0	0	0	0	
LAND ACQUISITION	*	2,600	0	0	500	0	0	3,100	
DESIGN	*	1,150	0	0	600	0	0	1,750	
CONSTRUCTION	*	11,796	0	0	0	3,000	0	14,796	
EQUIPMENT	*	0	0	0	0	0	0	0	
TOTAL COST			15,546	0	0	1,100	3,000	0	19,646

PART II: BY MEANS OF FINANCE	MOF	PRIOR YR	FY 2013-14	FY 2014-15	REQUESTED		FUTURE YEARS	TOTAL PROJ COST
					FY 2015-16	FY 2016-17		
SPECIAL FUND	B	800	0	0	0	0	0	800
REVENUE BONDS	E	2,349	0	0	1,100	3,000	0	6,449
FEDERAL FUNDS	N	4,797	0	0	0	0	0	4,797
OTHER FUNDS	X	7,600	0	0	0	0	0	7,600
<b>TOTAL COST</b>		<b>15,546</b>	<b>0</b>	<b>0</b>	<b>1,100</b>	<b>3,000</b>	<b>0</b>	<b>19,646</b>

A. TOTAL SCOPE OF PROJECT:

Widen Pookela Street to meet current City and County of Honolulu (City) standards as required by the City prior to transfer of the road to the City.

B. IDENTIFICATION OF NEED AND EVALUATION OF EXISTING SOLUTION:

Castle Hills Access Road Drainage Improvements (Phase 2) is currently under construction. Phase 3, widening of Pookela Street, is needed to widen the road to current City standards in order to transfer Pookela Street to the City.

C. ALTERNATIVES CONSIDERED AND IMPACT IF PROJECT IS DEFERRED:

If project is deferred, it would delay the transfer of Pookela Street to the City. Pookela Street is currently under jurisdiction of the State DOT for the purposes of the Castle Hills Access Road Drainage Improvement, but needs to be turned over to the City after the completion of Phase 2.

D. DISCUSS WHAT IMPROVEMENTS WILL TAKE PLACE, WHEN PROJECT COMPLETED (INCLUDING BENEFITS TO BE DERIVED AND/OR DEFICIENCIES THIS PROJECT INTENDS TO CORRECT):

The project will widen Pookela Street, between Keahala Road and Kupohu Street, to meet current City standards as required by the City before transfer of the road to the City's jurisdiction.

E. IMPACT UPON FUTURE OPERATING REQUIREMENTS (SHOW INITIAL AND ONGOING FUNDING REQUIREMENTS BY COST ELEMENT, INCLUDING POSITION COUNT, MEANS OF FINANCING, FISCAL YEAR):

See CIPOp Form

F. ADDITIONAL INFORMATION:



SENATE DISTRICT	PRIORITY NUMBER	ISLAND	REP DISTRICT	PROJECT SCOPE	ITEM NUMBER	EXPENDING AGENCY
24	49	1 - OAHU	049	I - RENOVATION PROJECT		TRN

**PROJECT TITLE:**

KEAAHALA ROAD WIDENING, KAHEKILI HIGHWAY TO POOKELA STREET, OAHU

**PROJECT DESCRIPTION:**

LAND ACQUISITION, DESIGN, AND CONSTRUCTION FOR THE WIDENING OF KEAAHALA ROAD FROM KAHEKILI HIGHWAY TO POOKELA STREET.

**TOTAL ESTIMATED PROJECT COST (\$1,000'S):**

**PRIOR APPROPRIATIONS:**

SLH YR	ACT	ITEM	TOTALS	PLANS	LAND ACQUISITION	DESIGN	CONSTRUCTION	EQUIPMENT
			0	0	0	0	0	0

**APPROPRIATIONS:**

PART I: BY ELEMENTS	MOF	PRIOR YR	FY 2013-14	FY 2014-15	REQUESTED		FUTURE YEARS	TOTAL PROJ COST
					FY 2015-16	FY 2016-17		
PLANS	*	0	0	0	0	0	0	0
LAND ACQUISITION	*	0	0	0	500	0	0	500
DESIGN	*	0	0	0	650	0	0	650
CONSTRUCTION	*	0	0	0	0	3,000	0	3,000
EQUIPMENT	*	0	0	0	0	0	0	0
<b>TOTAL COST</b>		0	0	0	1,150	3,000	0	4,150

PART II: BY MEANS OF FINANCE	MOF	PRIOR YR	FY 2013-14	FY 2014-15	REQUESTED		FUTURE YEARS	TOTAL PROJ COST
					FY 2015-16	FY 2016-17		
REVENUE BONDS	E	0	0	0	1,150	3,000	0	4,150
<b>TOTAL COST</b>		0	0	0	1,150	3,000	0	4,150

A. TOTAL SCOPE OF PROJECT:

Widen Keaahala Road to meet current City Standards to be turned over to the City.

B. IDENTIFICATION OF NEED AND EVALUATION OF EXISTING SOLUTION:

Keaahala Road needs to be widened to current City Standards for it to be accepted by the City.

C. ALTERNATIVES CONSIDERED AND IMPACT IF PROJECT IS DEFERRED:

If project is deferred, the transfer of Keaahala Road to the City will be delayed. In addition, deferring this project may delay the transfer of Pookela Street (Pookela Place extension for Castle Hills Access Road Drainage Improvement project) because both Keaahala Road and Pookela Street need to be accepted by and transferred to the City.

D. DISCUSS WHAT IMPROVEMENTS WILL TAKE PLACE, WHEN PROJECT COMPLETED (INCLUDING BENEFITS TO BE DERIVED AND/OR DEFICIENCIES THIS PROJECT INTENDS TO CORRECT):

The project will include widening of Keaahala Road which, once accepted by and transferred to the City, will allow the portion of Pookela Street (Kupohu Street to Keaahala Road) currently under State DOT jurisdiction to be transferred to the City after it is widened to current City Standards.

E. IMPACT UPON FUTURE OPERATING REQUIREMENTS (SHOW INITIAL AND ONGOING FUNDING REQUIREMENTS BY COST ELEMENT, INCLUDING POSITION COUNT, MEANS OF FINANCING, FISCAL YEAR):

See CIPOp Form.

F. ADDITIONAL INFORMATION:

Without Keaahala Road, Pookela Street is landlocked. Both Pookela Street and Keaahala Road need to be widened to meet current City standards and transferred to the City.

SENATE DISTRICT	PRIORITY NUMBER	ISLAND	REP DISTRICT	PROJECT SCOPE	ITEM NUMBER	EXPENDING AGENCY
13	50	0 - STATEWIDE	026	I - RENOVATION PROJECT		TRN

**PROJECT TITLE:**

ALIIMOKU BUILDING IMPROVEMENTS, STATEWIDE

**PROJECT DESCRIPTION:**

DESIGN AND CONSTRUCTION FOR VARIOUS IMPROVEMENTS FOR THE DEPARTMENT OF TRANSPORTATION'S MAIN OFFICE BUILDING.

**TOTAL ESTIMATED PROJECT COST (\$1,000'S):**

**PRIOR APPROPRIATIONS:**

SLH YR	ACT	ITEM	TOTALS	PLANS	LAND ACQUISITION	DESIGN	CONSTRUCTION	EQUIPMENT
12	106	C-116.02	1,800	0	0	200	1,600	0
<b>TOTAL</b>			1,800	0	0	200	1,600	0

**APPROPRIATIONS:**

PART I: BY ELEMENTS	MOF	PRIOR YR	FY 2013-14	FY 2014-15	REQUESTED		FUTURE YEARS	TOTAL PROJ COST
					FY 2015-16	FY 2016-17		
PLANS	*	0	0	0	0	0	0	0
LAND ACQUISITION	*	0	0	0	0	0	0	0
DESIGN	*	200	0	0	200	0	0	400
CONSTRUCTION	*	1,600	0	0	0	1,400	0	3,000
EQUIPMENT	*	0	0	0	0	0	0	0
<b>TOTAL COST</b>		1,800	0	0	200	1,400	0	3,400

PART II: BY MEANS OF FINANCE	MOF	PRIOR YR	FY 2013-14	FY 2014-15	REQUESTED		FUTURE YEARS	TOTAL PROJ COST
					FY 2015-16	FY 2016-17		
REVENUE BONDS	E	1,800	0	0	200	1,400	0	3,400
<b>TOTAL COST</b>		1,800	0	0	200	1,400	0	3,400

A. TOTAL SCOPE OF PROJECT:

This project will replace the main vertical electrical bus riser, refurbish the carport, replace glass blocks, repair drain lines at the ground floor, sleeve vertical drain pipes, reseal/repaint the fins in front of the building, replace corroded emergency exit doors, install a backflow preventer, and refurbish the landscape and sprinkler system.

B. IDENTIFICATION OF NEED AND EVALUATION OF EXISTING SOLUTION:

Aliiimoku Hale has insufficient and unstable power which affects the computer equipment in the building. The electrical repairs are difficult to perform since most of the equipment was installed when the building was built in 1959. The carport needs to be repaired, reroofed and repainted. In phase 1 of this project, building was painted and reroofed but the carport was not included because of insufficient funding. The glass blocks in the back of the building are in need of repair or replacement because of leaks during heavy rains. Vertical roof drain lines should be sleeved because they are corroded. The horizontal extensions of the roof drains in the sidewalk should be repaired because water does not freely flow thru the pipe; The water flows out of cracks in the sidewalk. As with the carport, the fins fronting the building were not painted in phase 1 and should be included in this project. Emergency exit doors needs to be replaced due to wear and corrosion damage. The building does not have a backflow preventer which is required by the building code. The landscaping has deteriorated and needs new sprinkler system.

C. ALTERNATIVES CONSIDERED AND IMPACT IF PROJECT IS DEFERRED:

If the electrical upgrades are not performed, the DOT will not be able to support IT equipment in the building without supplemental power systems (UPS). If the carport is not repaired the concrete will continue to spall and create a hazardous condition. If the glass blocks are not repaired water will continue to leak into the building and damage office supplies and furniture. Roof drain pipes need to be maintained to prevent water damage internally. The fins fronting the building will continue to deteriorate if they are not sealed. There may be difficulty in opening the corroded exit doors in an emergency and they may not lock properly causing security concerns.

D. DISCUSS WHAT IMPROVEMENTS WILL TAKE PLACE, WHEN PROJECT COMPLETED (INCLUDING BENEFITS TO BE DERIVED AND/OR DEFICIENCIES THIS PROJECT INTENDS TO CORRECT):

If the electrical upgrades are performed, the DOT will not have to invest in as many UPS systems for the building. The repair of the carport will prevent the deterioration that will cause the concrete to spall. As for the glass blocks the DOT will no longer have to vacuum out the water after rainy days to prevent potential slip and fall accidents. Roof drain pipes need to be maintained to prevent water damage internally. Coating the fins fronting the building will prevent further deterioration of the concrete. Replacing the emergency exit doors will insure the safety and security of its occupants. Installation of a backflow preventer will bring the building up to current code standards.

E. IMPACT UPON FUTURE OPERATING REQUIREMENTS (SHOW INITIAL AND ONGOING FUNDING REQUIREMENTS BY COST ELEMENT, INCLUDING POSITION COUNT, MEANS OF FINANCING, FISCAL YEAR):

See CIPOp Form.

F. ADDITIONAL INFORMATION:

SENATE DISTRICT	PRIORITY NUMBER	ISLAND	REP DISTRICT	PROJECT SCOPE	ITEM NUMBER	EXPENDING AGENCY
00	51	0 - STATEWIDE	000	O - OTHER		TRN

**PROJECT TITLE:**  
 BIKEWAY IMPROVEMENTS AT VARIOUS LOCATIONS, STATEWIDE

**PROJECT DESCRIPTION:**  
 DESIGN AND CONSTRUCTION TO PROVIDE FOR AND IMPROVE EXISTING BICYCLE FACILITIES ON STATE HIGHWAYS. THIS PROJECT IS DEEMED NECESSARY TO QUALIFY FOR FEDERAL AID FINANCING AND/OR REIMBURSEMENT.

**TOTAL ESTIMATED PROJECT COST (\$1,000'S):**

PRIOR APPROPRIATIONS:

SLH	YR	ACT	ITEM	TOTALS	PLANS	LAND ACQUISITION	DESIGN	CONSTRUCTION	EQUIPMENT
	03	200	C-96	1,000	0	0	1,000	0	0
	05	178	C-151	1,400	0	0	400	1,000	0
	06	160	C-151	1,500	0	0	500	1,000	0
	08	158	C-123	1,000	0	0	0	1,000	0
	09	162	C-143	2,000	0	0	0	2,000	0
	10	180	C-143	1,490	0	50	300	1,140	0
	TOTAL			8,390	0	50	2,200	6,140	0

APPROPRIATIONS:

PART I: BY ELEMENTS	MOF	PRIOR YR	FY 2013-14	FY 2014-15	REQUESTED		FUTURE YEARS	TOTAL PROJ COST
					FY 2015-16	FY 2016-17		
PLANS	*	0	0	0	0	0	0	0
LAND ACQUISITION	*	50	0	0	0	0	0	50
DESIGN	*	2,200	0	0	0	50	0	2,250
CONSTRUCTION	*	6,140	0	0	2,250	0	0	8,390
EQUIPMENT	*	0	0	0	0	0	0	0
TOTAL COST		8,390	0	0	2,250	50	0	10,690

PART II: BY MEANS OF FINANCE	MOF	PRIOR YR	FY 2013-14	FY 2014-15	REQUESTED		FUTURE YEARS	TOTAL PROJ COST
					FY 2015-16	FY 2016-17		
REVENUE BONDS	E	2,590	0	0	150	50	0	2,790
FEDERAL FUNDS	N	5,800	0	0	2,100	0	0	7,900
<b>TOTAL COST</b>		<b>8,390</b>	<b>0</b>	<b>0</b>	<b>2,250</b>	<b>50</b>	<b>0</b>	<b>10,690</b>

A. TOTAL SCOPE OF PROJECT:

Plan, design and construct new or upgrade existing bicycle facilities along State Highways to improve conditions for bicycling.

B. IDENTIFICATION OF NEED AND EVALUATION OF EXISTING SOLUTION:

Public Law 109-59 the Federal legislation Safe, Accountable, Flexible, Efficient Transportation Equity Act: A Legacy for Users (SAFETEA-LU) provides for the provision of safe accommodations for bicyclists and increasing non-motorized modes of transportation.

C. ALTERNATIVES CONSIDERED AND IMPACT IF PROJECT IS DEFERRED:

If project is deferred, HDOT will not be supporting federal transportation policy.

D. DISCUSS WHAT IMPROVEMENTS WILL TAKE PLACE, WHEN PROJECT COMPLETED (INCLUDING BENEFITS TO BE DERIVED AND/OR DEFICIENCIES THIS PROJECT INTENDS TO CORRECT):

HDOT will be supporting federal transportation policy through the implementation of planning, design and construction activities for the bicycle mode of transportation.

E. IMPACT UPON FUTURE OPERATING REQUIREMENTS (SHOW INITIAL AND ONGOING FUNDING REQUIREMENTS BY COST ELEMENT, INCLUDING POSITION COUNT, MEANS OF FINANCING, FISCAL YEAR):

See CIPOp Form.

F. ADDITIONAL INFORMATION:

This project is included in the Statewide Transportation Improvement Program (STIP).

Source of Federal Funds: The Federal Highway Administration (FHWA). Funds are distributed to the States by automatic formula apportionment annually, typically in the first week of October. The Federal Highway program is authorized by Moving Ahead for Progress in the 21st Century (MAP-21) and other previous authorization acts. Actual amount allocated to projects is determined by the Highways Division, using project cost and federal participation rate when obligation of Federal funds is processed with the FHWA.

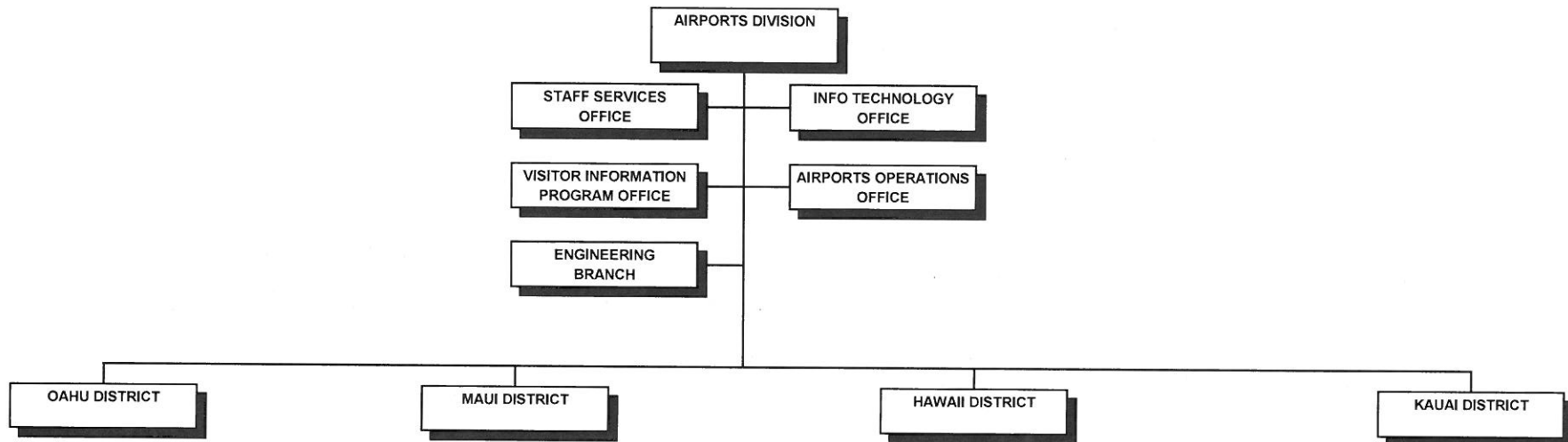
*STATE OF HAWAII  
DEPARTMENT OF TRANSPORTATION  
AIRPORTS DIVISION*

*ORGANIZATION CHARTS*

*11/30/2014  
LEGISLATIVE UPDATE*

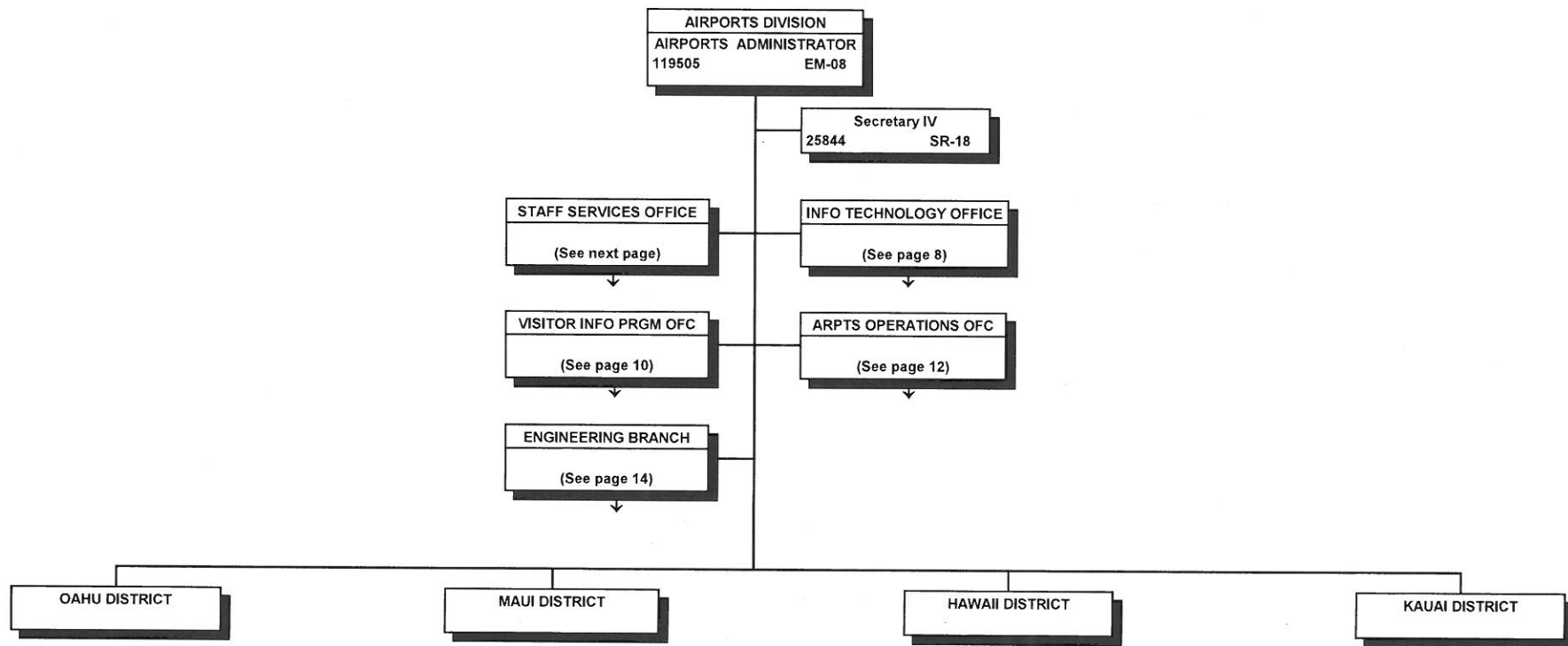


STATE OF HAWAII  
DEPARTMENT OF TRANSPORTATION  
AIRPORTS DIVISION  
ORGANIZATION CHART

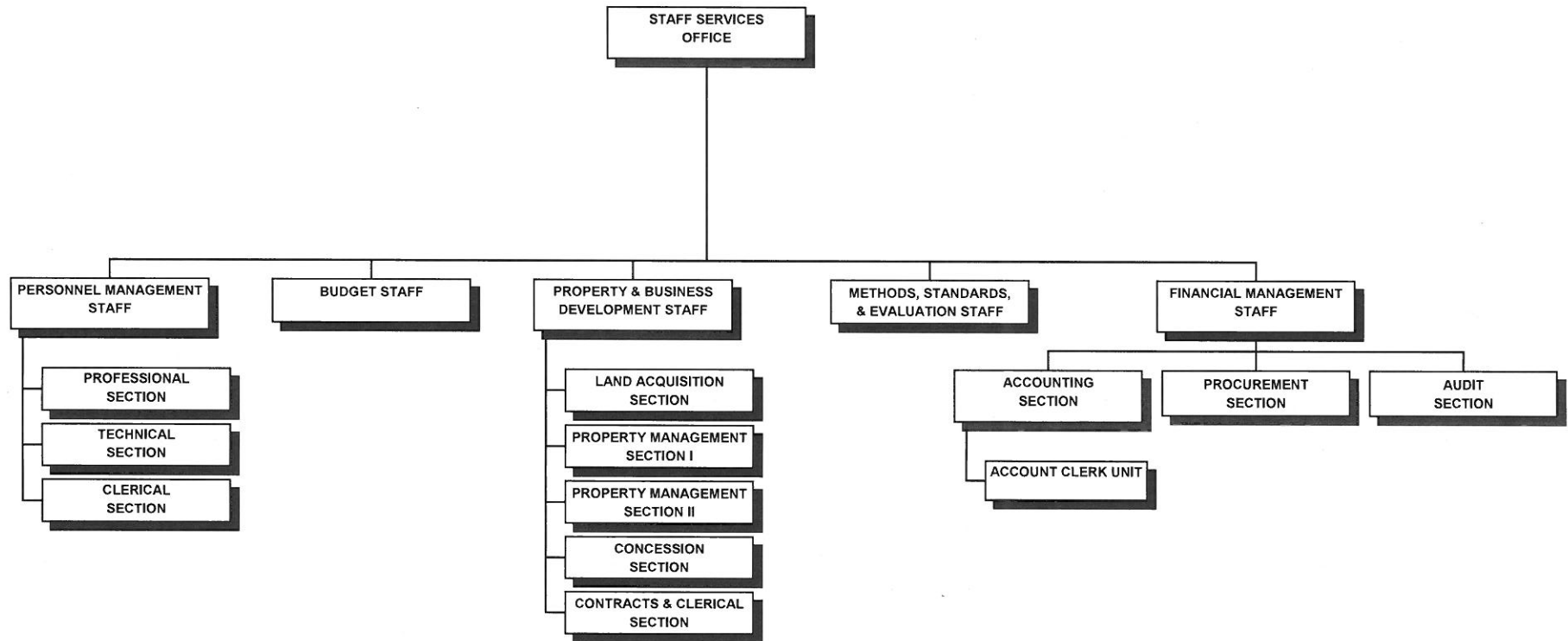


STATE OF HAWAII  
DEPARTMENT OF TRANSPORTATION  
AIRPORTS DIVISION

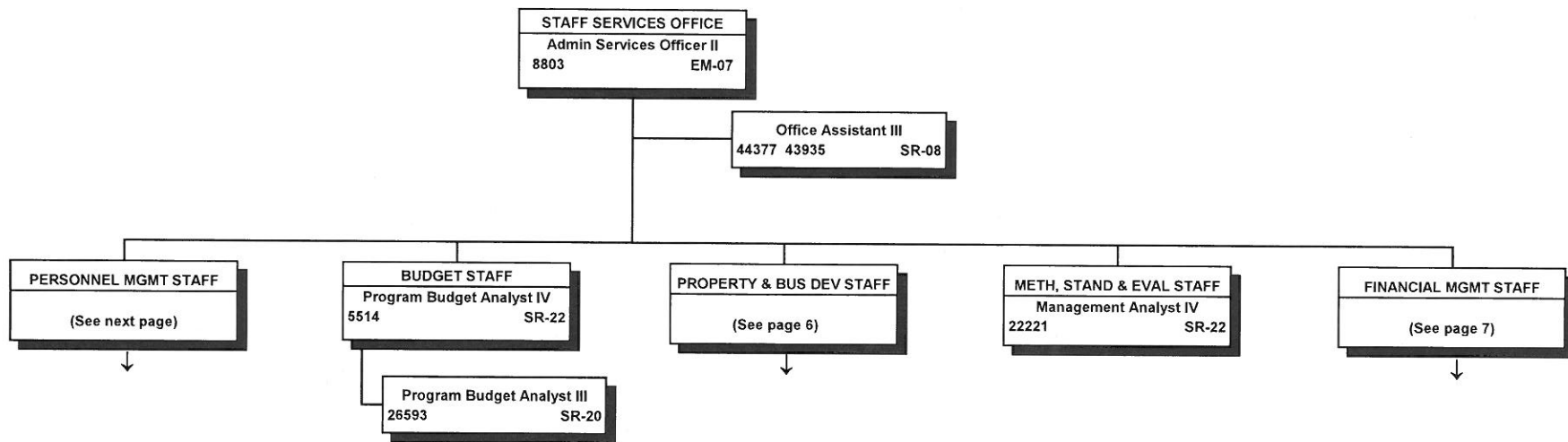
POSITION ORGANIZATION CHART



STATE OF HAWAII  
DEPARTMENT OF TRANSPORTATION  
AIRPORTS DIVISION  
STAFF SERVICES OFFICE  
ORGANIZATION CHART

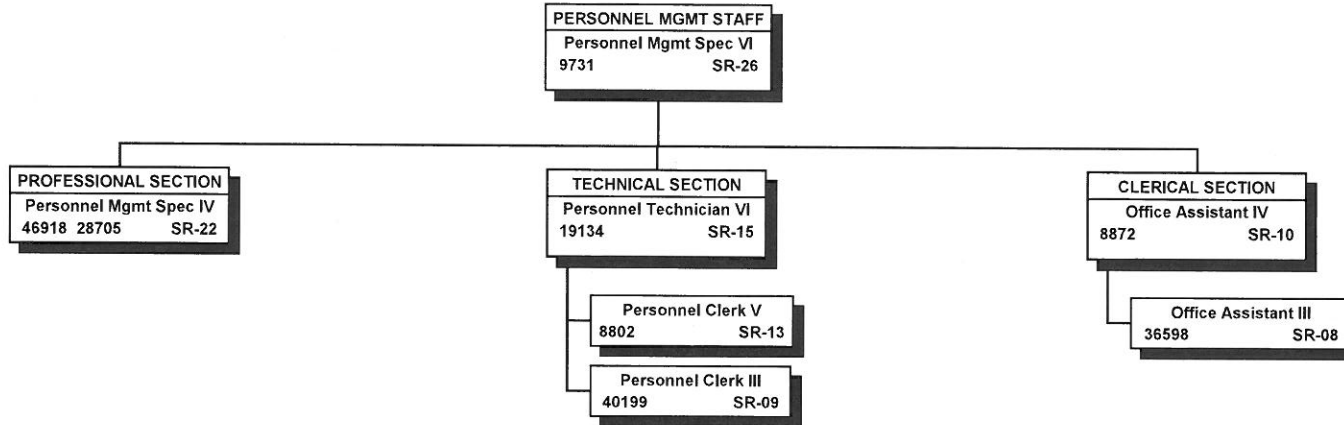


STATE OF HAWAII  
 DEPARTMENT OF TRANSPORTATION  
 AIRPORTS DIVISION  
 STAFF SERVICES OFFICE  
 POSITION ORGANIZATION CHART



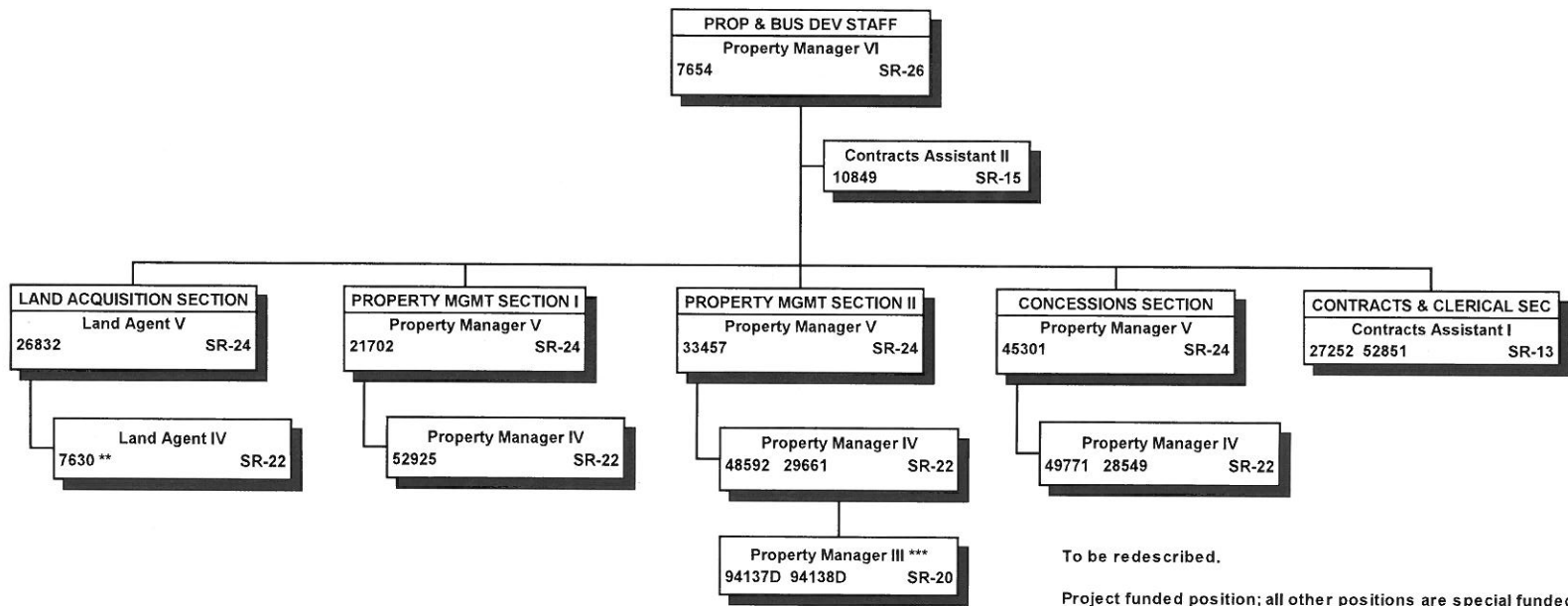
All special funded positions.

STATE OF HAWAII  
 DEPARTMENT OF TRANSPORTATION  
 AIRPORTS DIVISION  
 STAFF SERVICES OFFICE  
 PERSONNEL MANAGEMENT STAFF  
 POSITION ORGANIZATION CHART



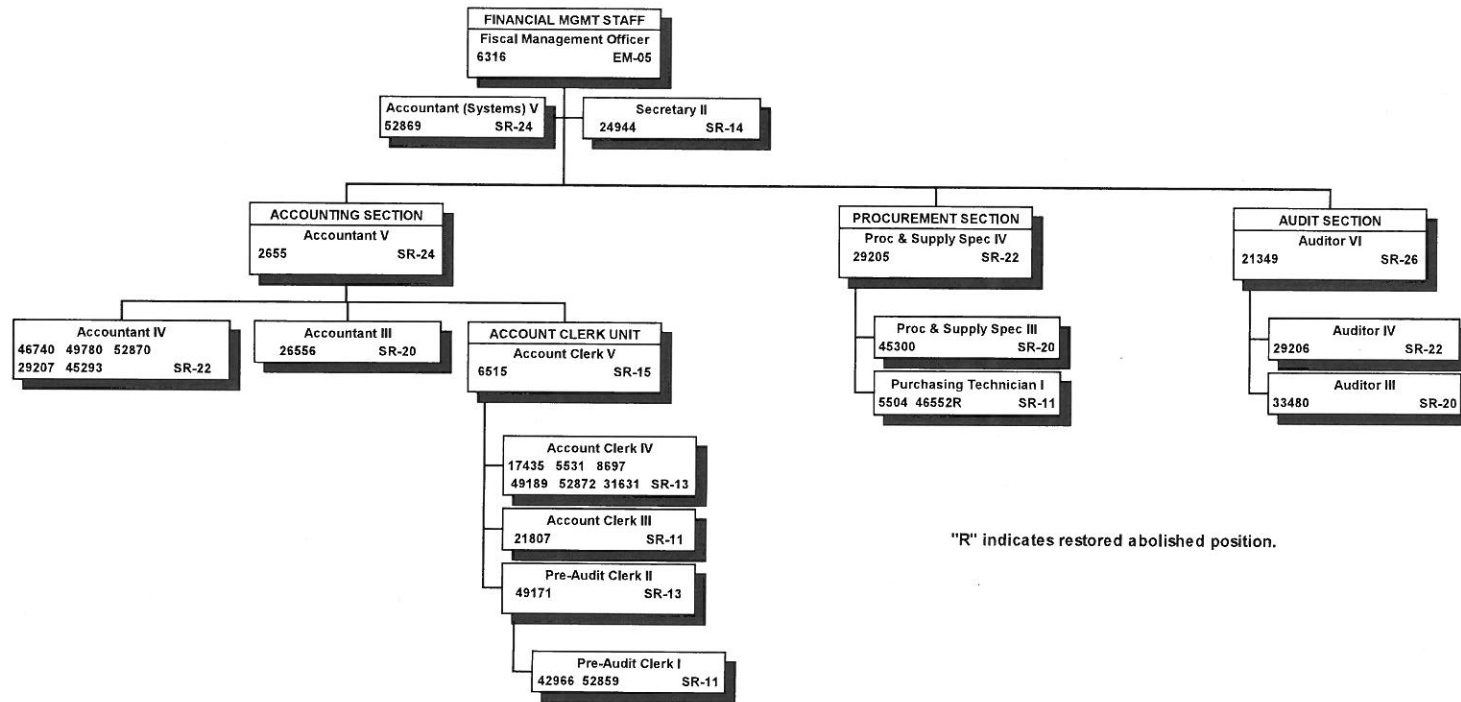
All special funded positions.

STATE OF HAWAII  
DEPARTMENT OF TRANSPORTATION  
AIRPORTS DIVISION  
STAFF SERVICES OFFICE  
PROPERTY & BUSINESS DEVELOPMENT STAFF  
  
POSITION ORGANIZATION CHART



To be redescribed.  
Project funded position; all other positions are special funded.

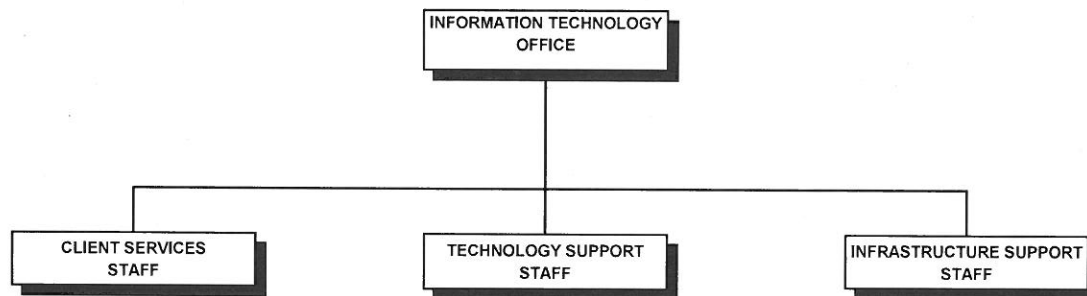
STATE OF HAWAII  
 DEPARTMENT OF TRANSPORTATION  
 AIRPORTS DIVISION  
 STAFF SERVICES OFFICE  
 FINANCIAL MANAGEMENT STAFF  
 POSITION ORGANIZATION CHART



"R" indicates restored abolished position.

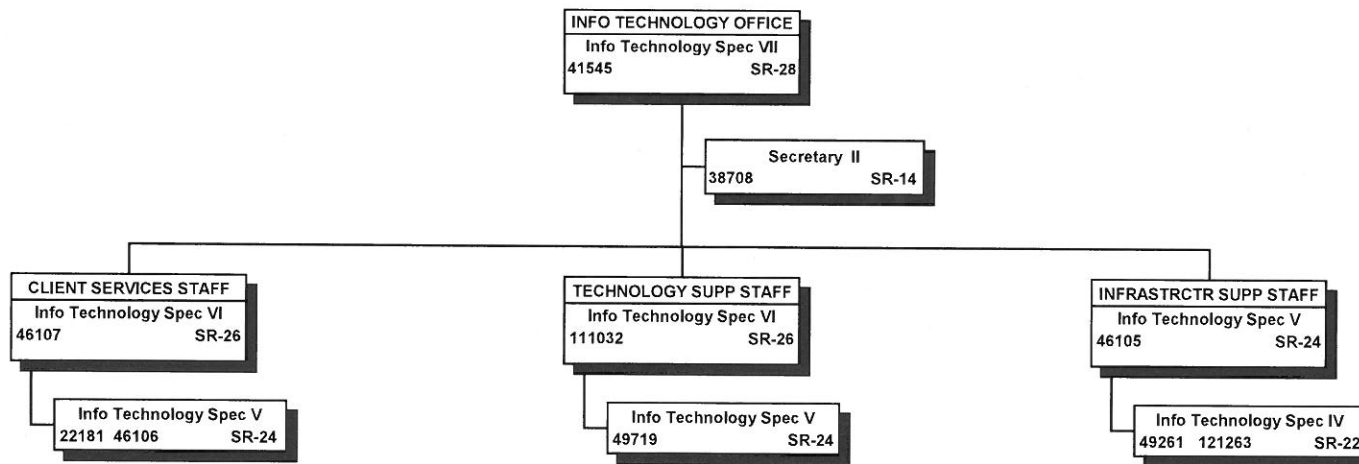
All special funded positions.

STATE OF HAWAII  
DEPARTMENT OF TRANSPORTATION  
AIRPORTS DIVISION  
INFORMATION TECHNOLOGY OFFICE  
ORGANIZATION CHART



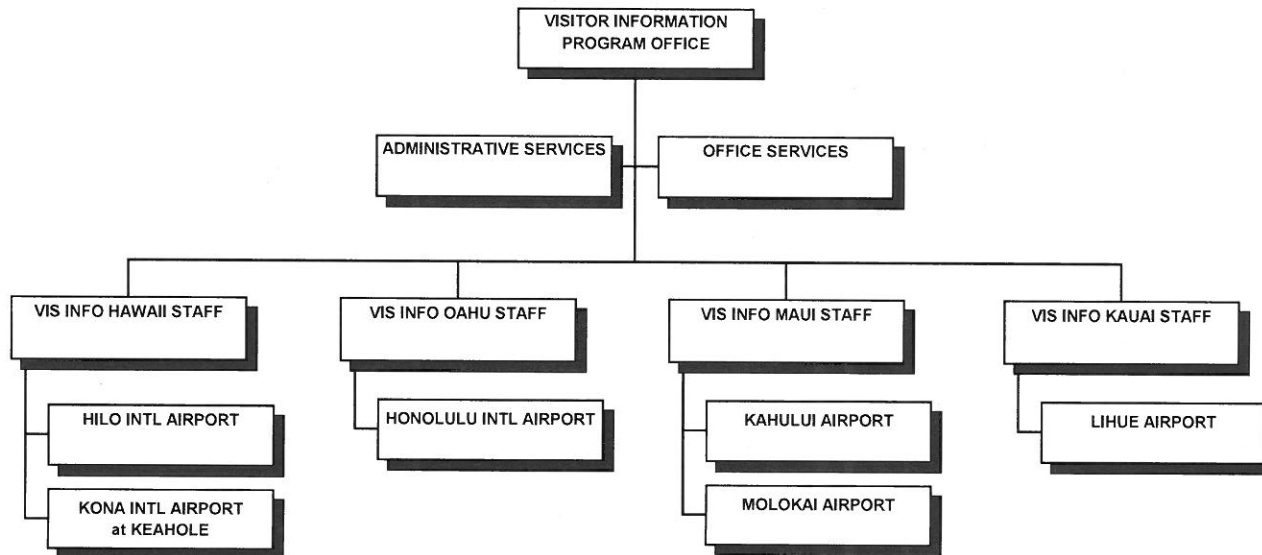


STATE OF HAWAII  
 DEPARTMENT OF TRANSPORTATION  
 AIRPORTS DIVISION  
 INFORMATION TECHNOLOGY OFFICE  
 POSITION ORGANIZATION CHART

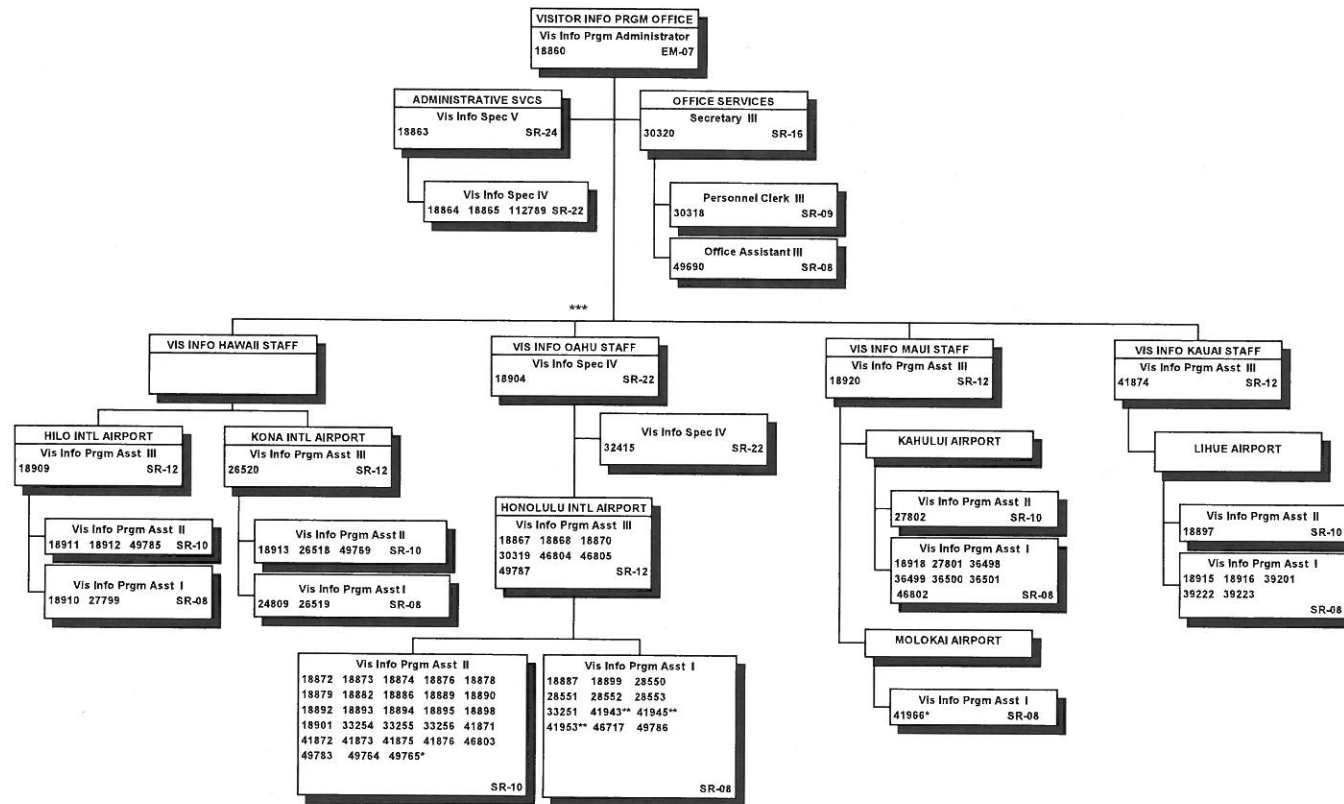


All special funded positions.

STATE OF HAWAII  
DEPARTMENT OF TRANSPORTATION  
AIRPORTS DIVISION  
VISITOR INFORMATION PROGRAM OFFICE  
ORGANIZATION CHART



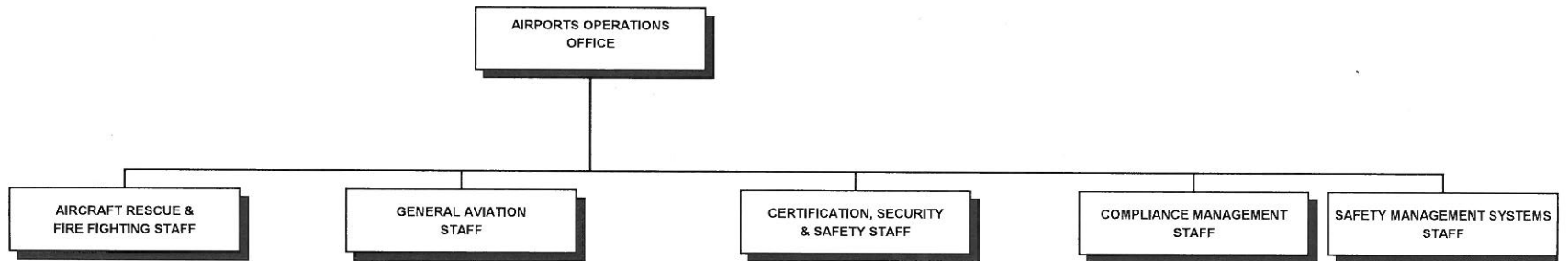
STATE OF HAWAII  
 DEPARTMENT OF TRANSPORTATION  
 AIRPORTS DIVISION  
 VISITOR INFORMATION PROGRAM OFFICE  
 POSITION ORGANIZATION CHART



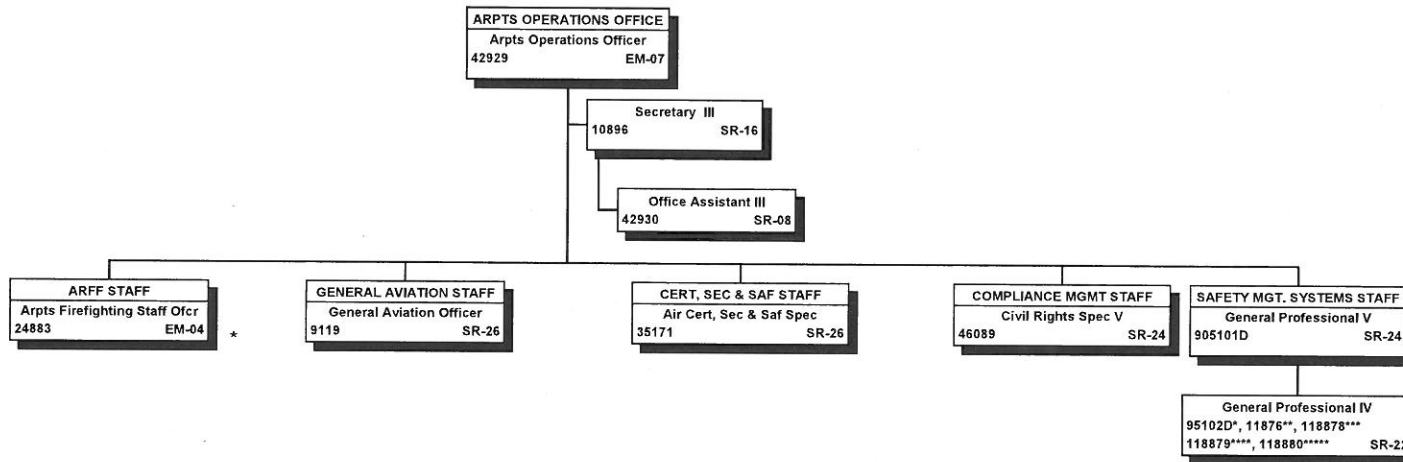
\* 1/2-time positions  
 \*\* 3/4-time positions  
 \*\*\* This segment operates on a rotating shift basis.  
 Shift assignments are made in accordance with  
 union contracts, seniority and operational needs.

All special funded positions.

STATE OF HAWAII  
DEPARTMENT OF TRANSPORTATION  
AIRPORTS DIVISION  
AIRPORTS OPERATIONS OFFICE  
ORGANIZATION CHART



STATE OF HAWAII  
 DEPARTMENT OF TRANSPORTATION  
 AIRPORTS DIVISION  
 AIRPORTS OPERATIONS OFFICE  
 POSITION ORGANIZATION CHART



All special funded positions.

\* Airports Fire Chief

\*\* This position has direct, independent access to the Airports Administrator on matters relating to the Disadvantaged Business Enterprise Program.

Positions assigned to the following airports:

\* Honolulu

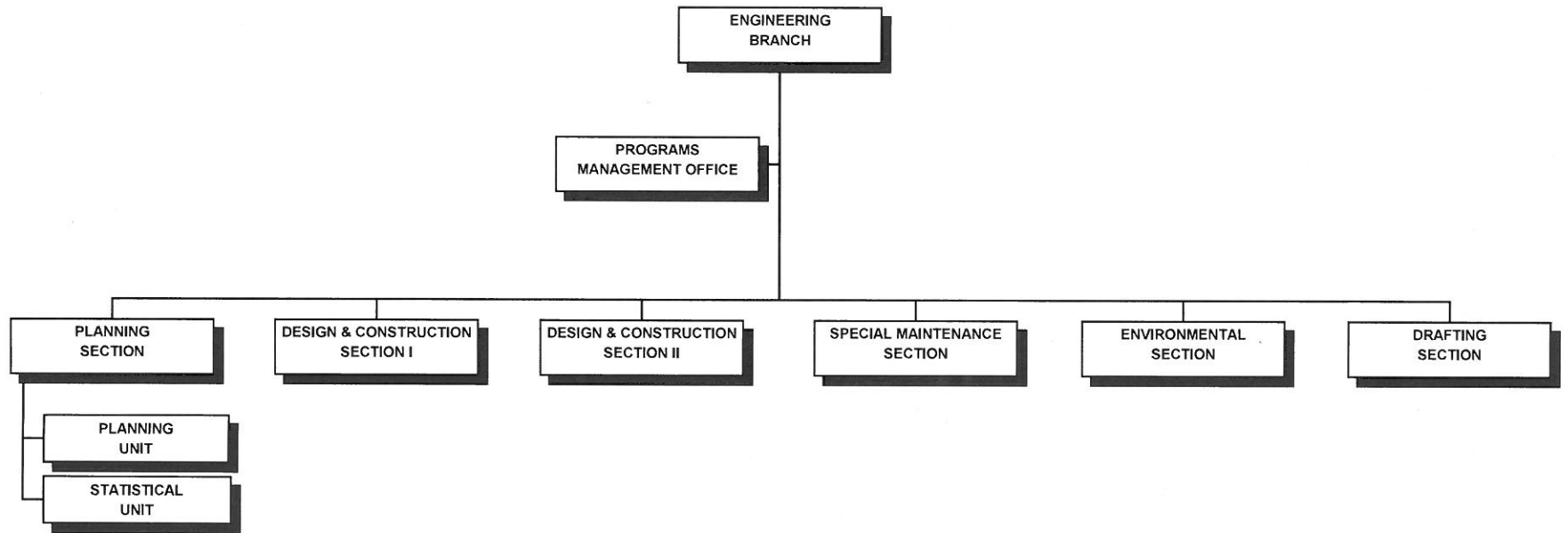
\*\* Kahului

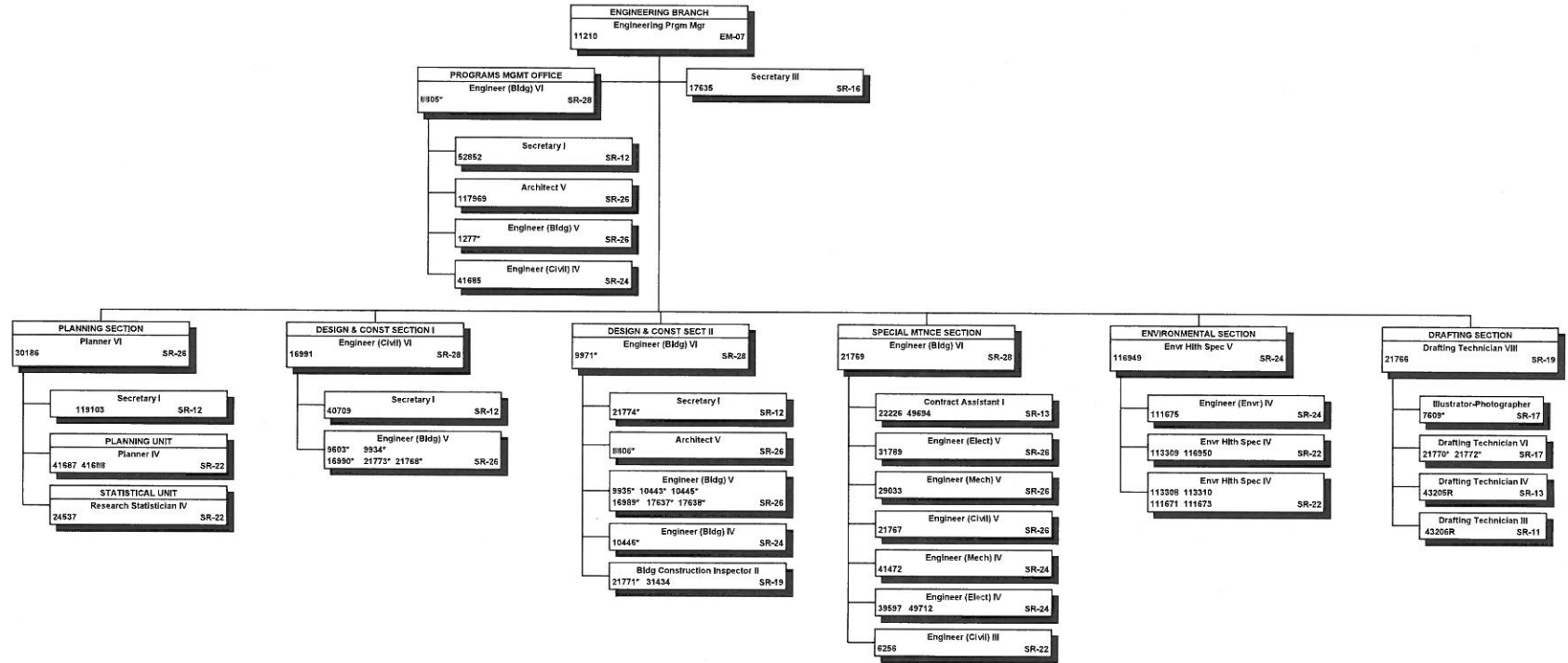
\*\*\* Lihue

\*\*\*\* Kona

\*\*\*\*\* Hilo

STATE OF HAWAII  
DEPARTMENT OF TRANSPORTATION  
AIRPORTS DIVISION  
ENGINEERING BRANCH  
ORGANIZATION CHART

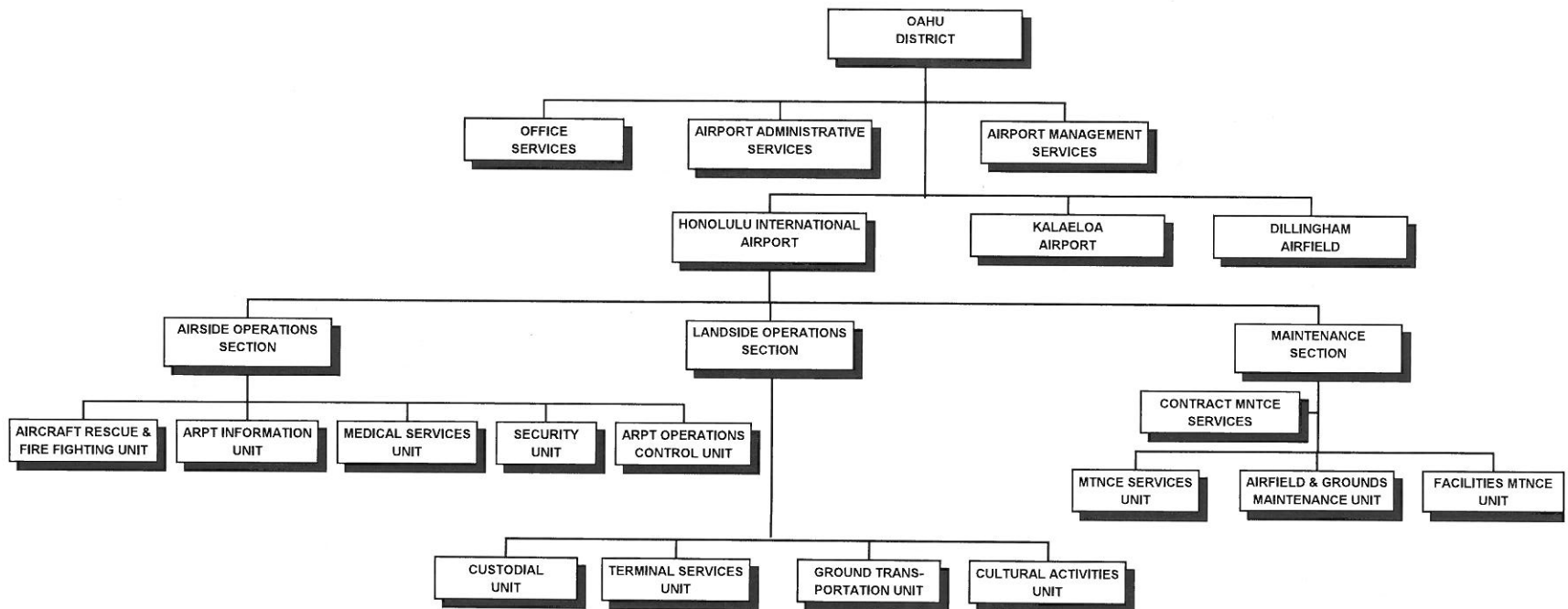




\*R indicates restored abolished position.  
 \* Project-funded positions; all other positions are special funded.

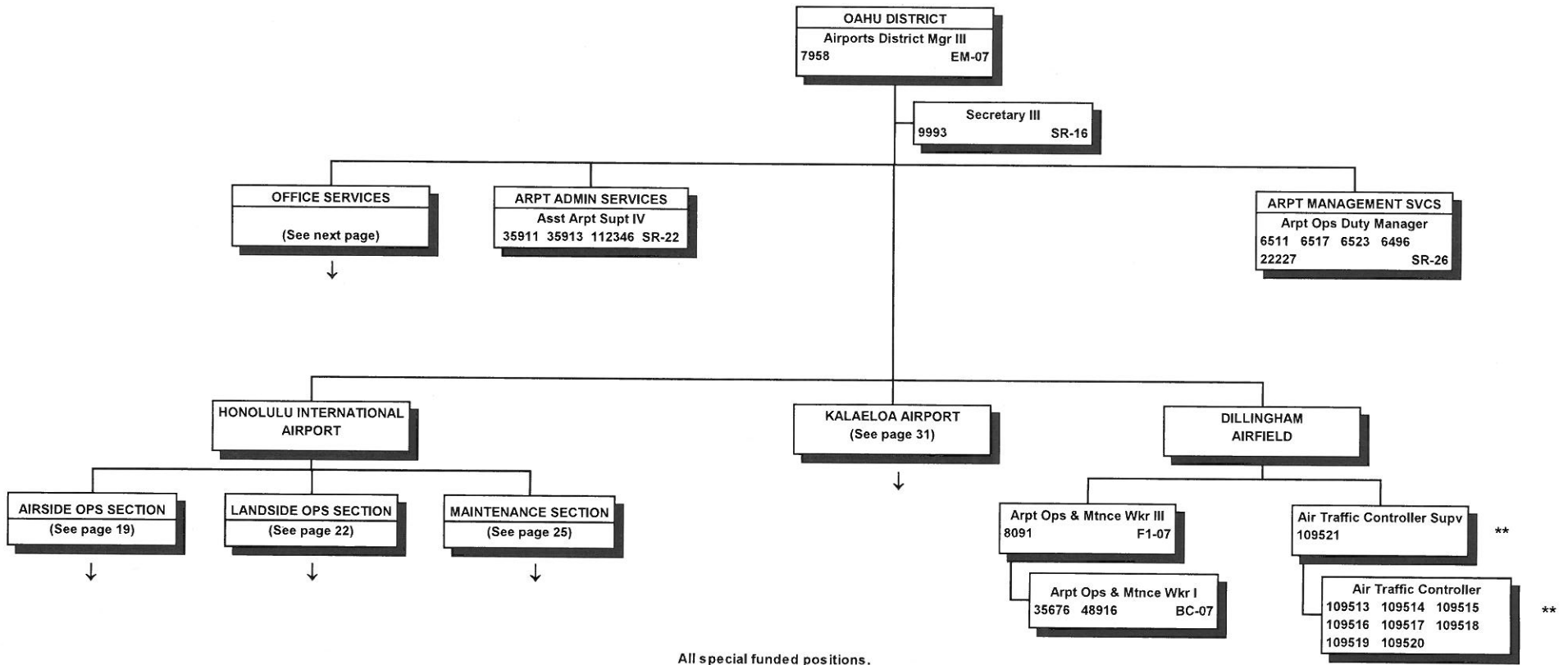
STATE OF HAWAII  
 DEPARTMENT OF TRANSPORTATION  
 AIRPORTS DIVISION  
 OAHU DISTRICT

ORGANIZATION CHART





STATE OF HAWAII  
 DEPARTMENT OF TRANSPORTATION  
 AIRPORTS DIVISION  
 OAHU DISTRICT  
 POSITION ORGANIZATION CHART



All special funded positions.


\*\* Exempt positions (no NTE date)

11/30/14

Page 17

STATE OF HAWAII  
DEPARTMENT OF TRANSPORTATION  
AIRPORTS DIVISION  
OAHU DISTRICT  
HONOLULU INTERNATIONAL AIRPORT  
OFFICE SERVICES

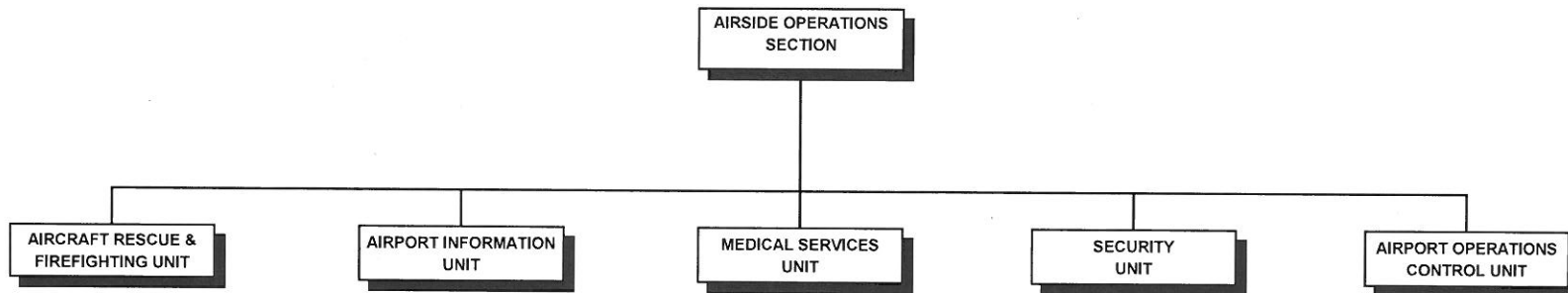
POSITION ORGANIZATION CHART



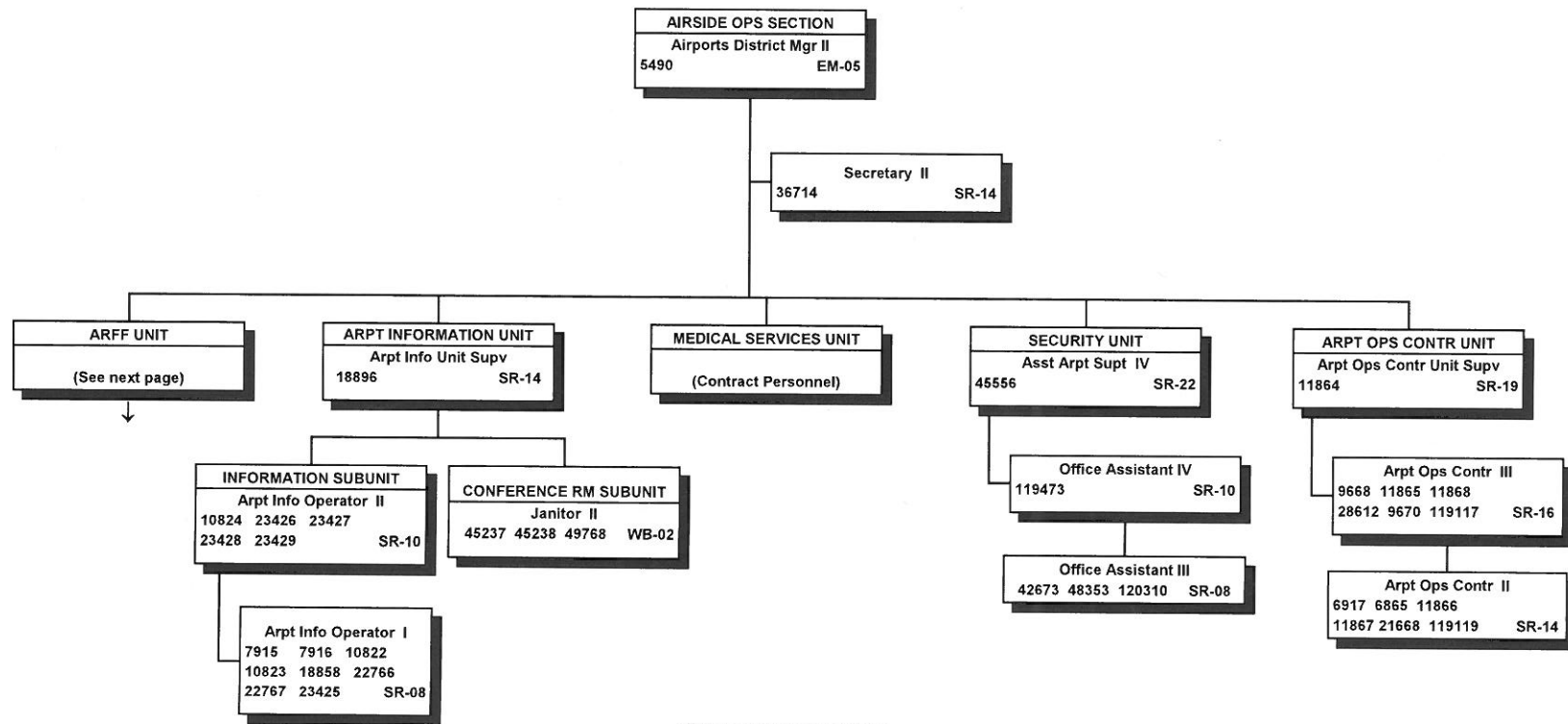
All special funded positions.

STATE OF HAWAII  
DEPARTMENT OF TRANSPORTATION  
AIRPORTS DIVISION  
OAHU DISTRICT  
HONOLULU INTERNATIONAL AIRPORT  
AIRSIDE OPERATIONS SECTION

ORGANIZATION CHART



STATE OF HAWAII  
 DEPARTMENT OF TRANSPORTATION  
 AIRPORTS DIVISION  
 OAHU DISTRICT  
 HONOLULU INTERNATIONAL AIRPORT  
 AIRSIDE OPERATIONS SECTION  
 POSITION ORGANIZATION CHART

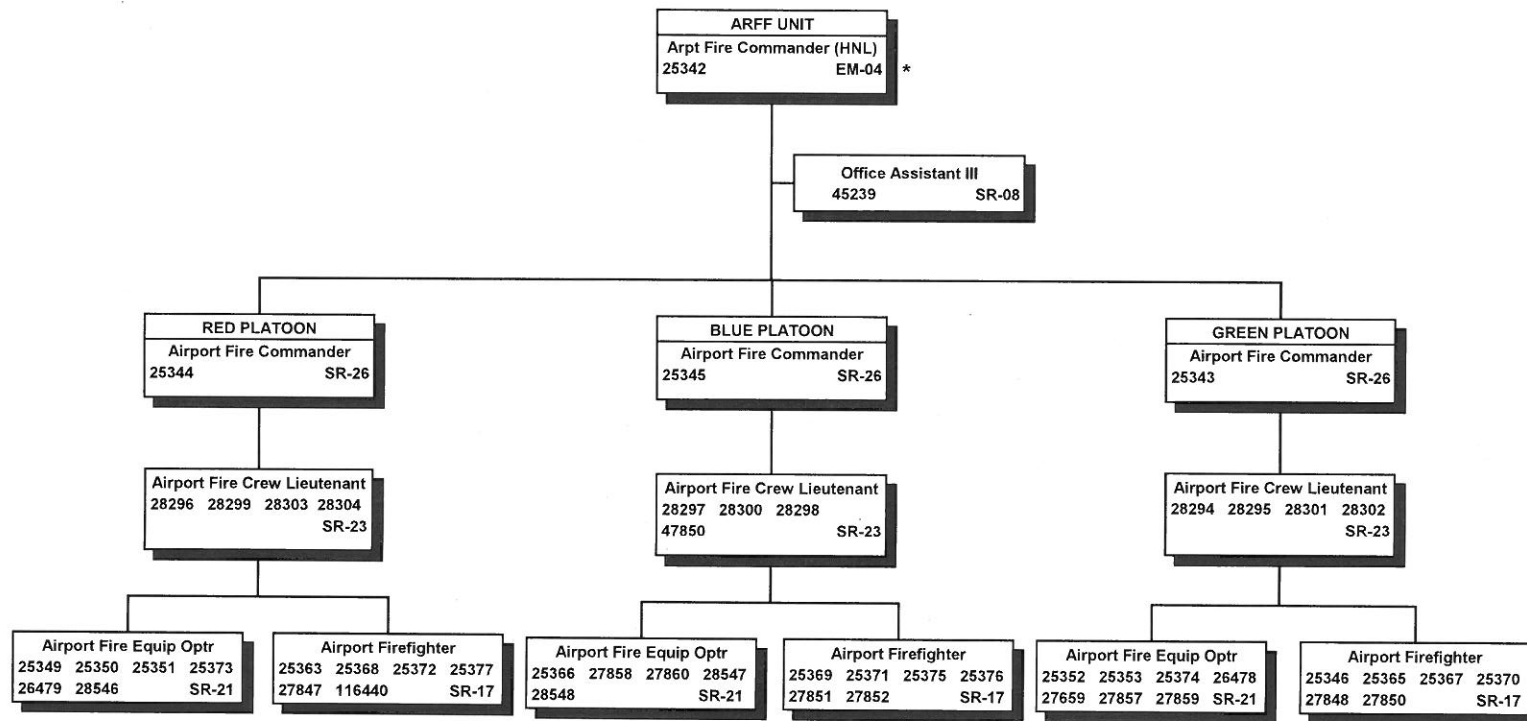


All special funded positions.

\* The Security Unit is augmented by Deputy Sheriffs and contract security personnel.

STATE OF HAWAII  
 DEPARTMENT OF TRANSPORTATION  
 AIRPORTS DIVISION  
 OAHU DISTRICT  
 HONOLULU INTERNATIONAL AIRPORT  
 AIRSIDE OPERATIONS SECTION  
 AIRCRAFT RESCUE & FIRE FIGHTING UNIT

POSITION ORGANIZATION CHART

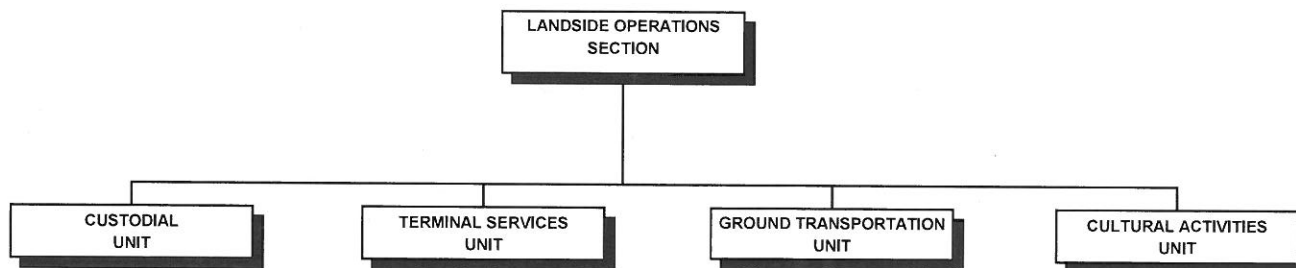


All special funded positions.

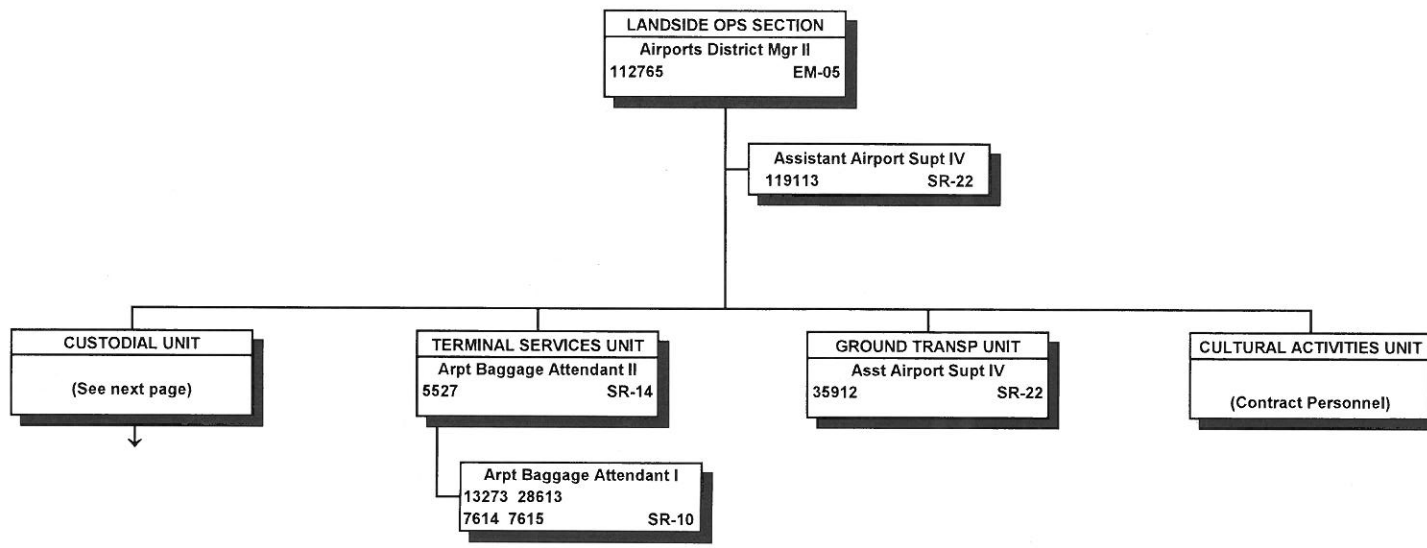
\* Provides technical supervision, guidance and advice to the Airport Fire Commander at Kalaeloa Airport and the Arpt Ops & Mtnc Wkr III at Dillingham Airfield on aircraft rescue and firefighting matters.

STATE OF HAWAII  
DEPARTMENT OF TRANSPORTATION  
AIRPORTS DIVISION  
OAHU DISTRICT  
HONOLULU INTERNATIONAL AIRPORT  
LANDSIDE OPERATIONS SECTION

ORGANIZATION CHART

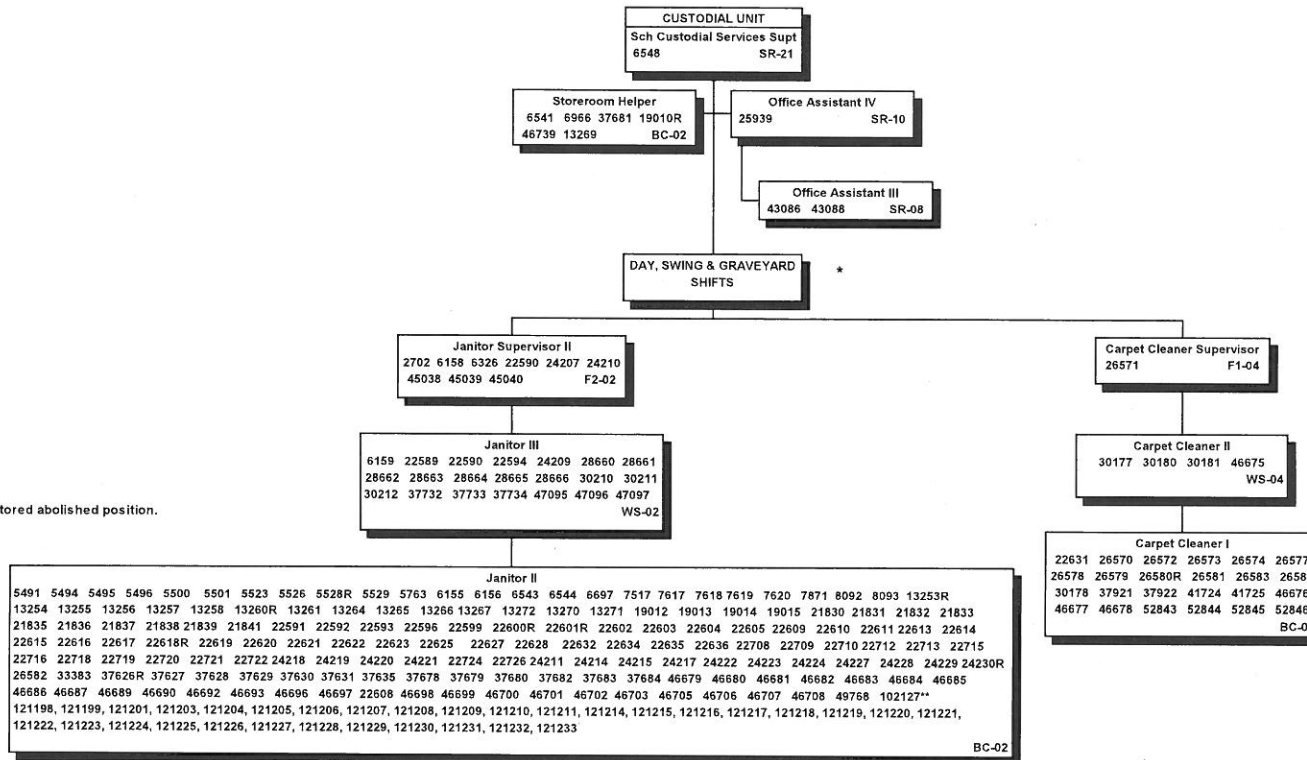


STATE OF HAWAII  
 DEPARTMENT OF TRANSPORTATION  
 AIRPORTS DIVISION  
 OAHU DISTRICT  
 HONOLULU INTERNATIONAL AIRPORT  
 LANDSIDE OPERATIONS SECTION  
 POSITION ORGANIZATION CHART



All special funded positions.

STATE OF HAWAII  
 DEPARTMENT OF TRANSPORTATION  
 AIRPORTS DIVISION  
 OAHU DISTRICT  
 HONOLULU INTERNATIONAL AIRPORT  
 LANDSIDE OPERATIONS SECTION  
 CUSTODIAL UNIT  
 POSITION ORGANIZATION CHART



"R" indicates restored abolished position.

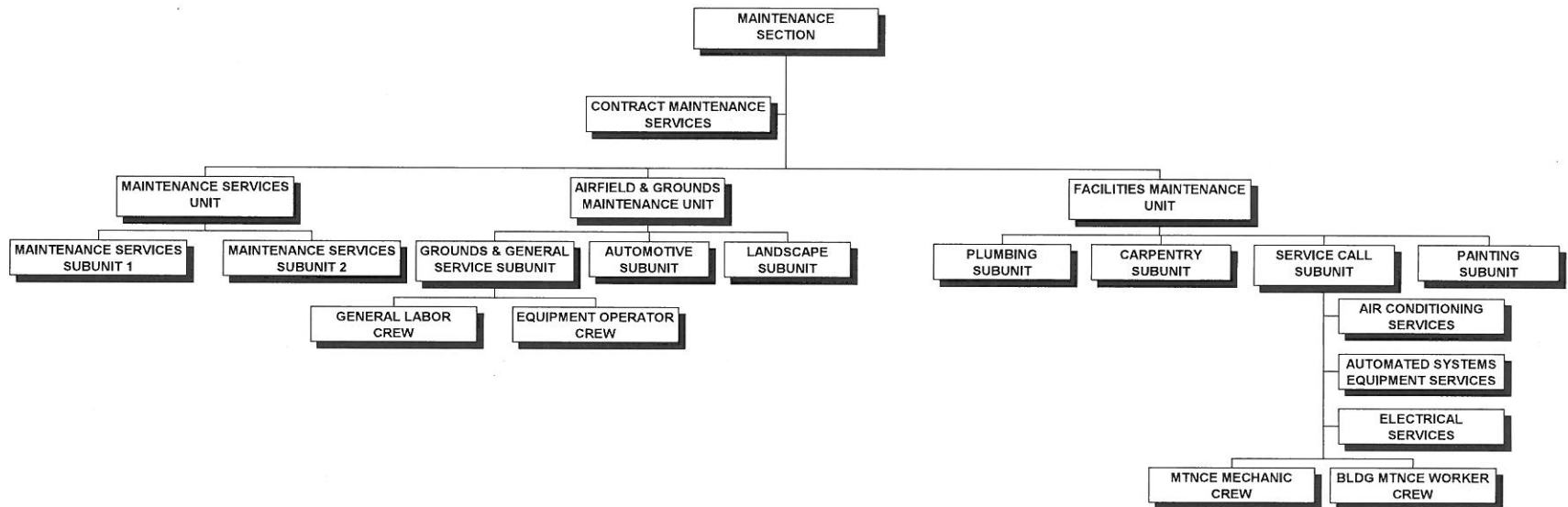
All special funded positions.

\* The Custodial Unit operates on a 3-shifts-a-day, 24-hours-a-day, 7-days-a-week schedule. Shift assignments are made in accordance with the union contract, seniority & operational needs.

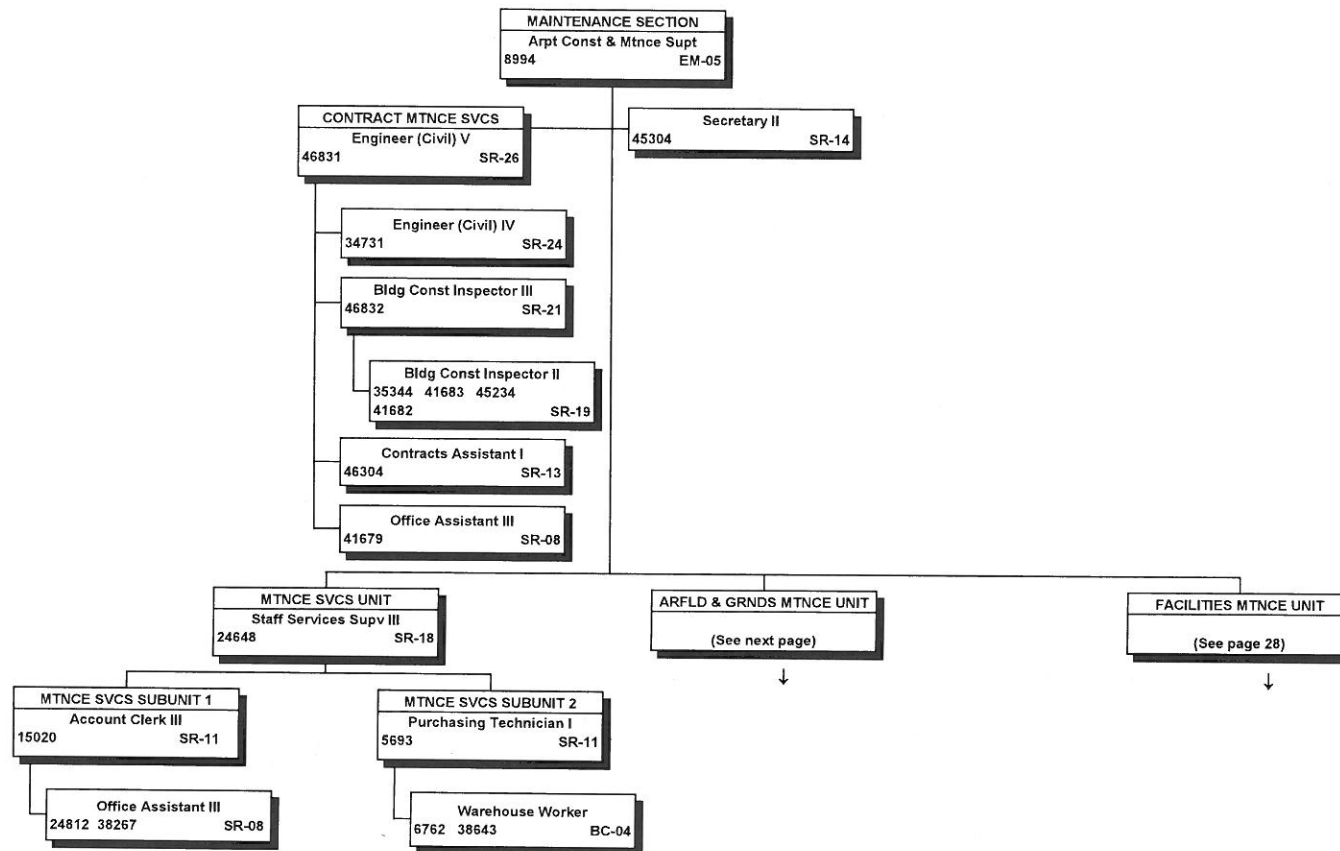
\*\* Vicing position NTE 8/15/14.



STATE OF HAWAII  
 DEPARTMENT OF TRANSPORTATION  
 AIRPORTS DIVISION  
 OAHU DISTRICT  
 HONOLULU INTERNATIONAL AIRPORT  
 MAINTENANCE SECTION  
 ORGANIZATION CHART

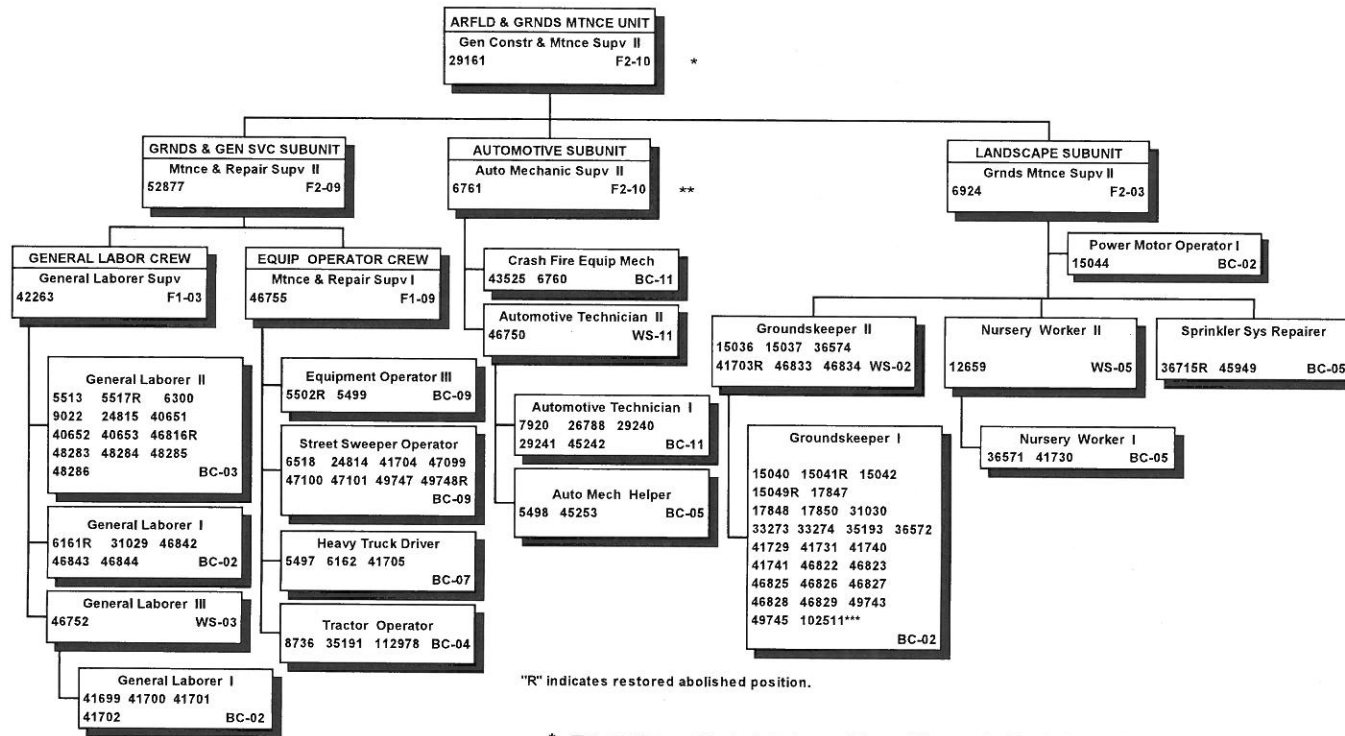


STATE OF HAWAII  
 DEPARTMENT OF TRANSPORTATION  
 AIRPORTS DIVISION  
 OAHU DISTRICT  
 HONOLULU INTERNATIONAL AIRPORT  
 MAINTENANCE SECTION  
 POSITION ORGANIZATION CHART



All special funded positions.

STATE OF HAWAII  
 DEPARTMENT OF TRANSPORTATION  
 AIRPORTS DIVISION  
 OAHU DISTRICT  
 HONOLULU INTERNATIONAL AIRPORT  
 MAINTENANCE SECTION  
 AIRFIELD & GROUNDS MAINTENANCE UNIT  
 POSITION ORGANIZATION CHART



"R" indicates restored abolished position.

All special funded positions.

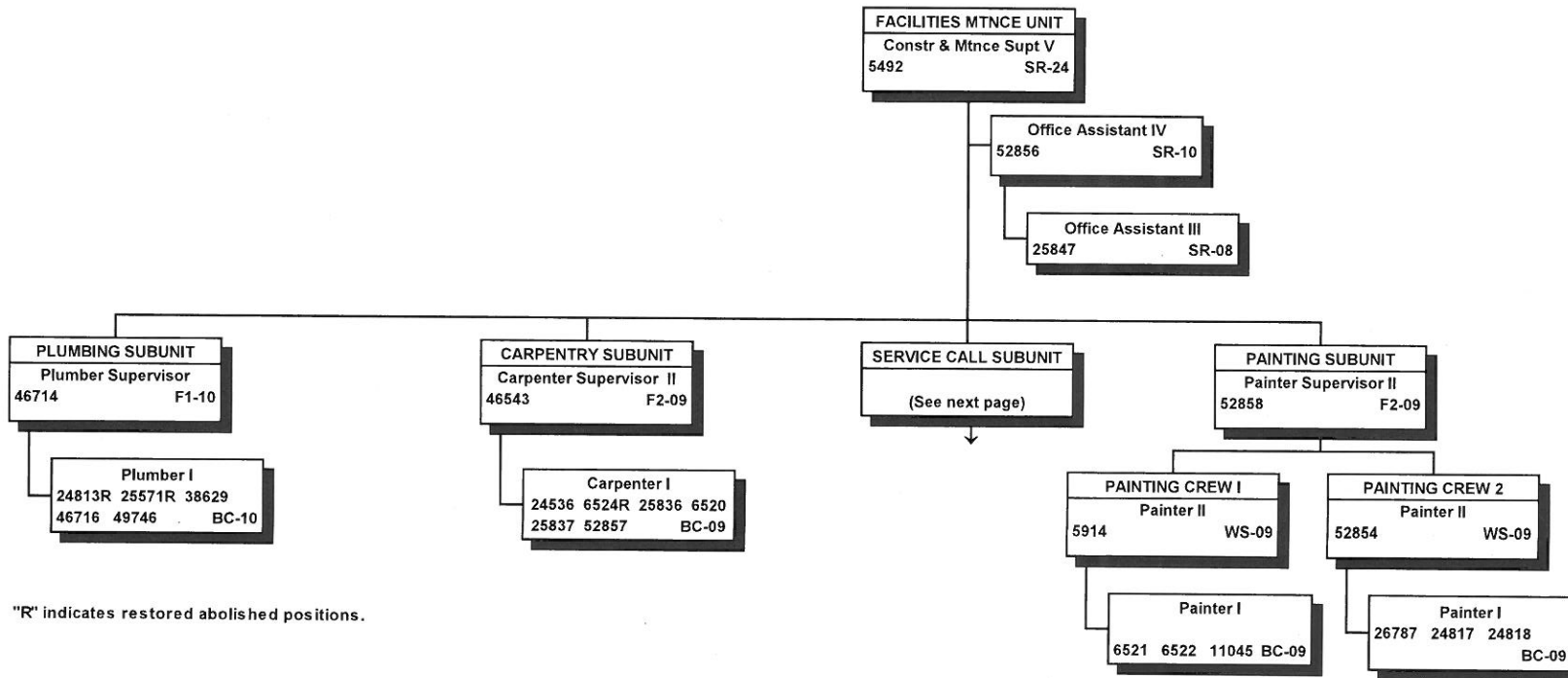
Positions subject to shift work are assigned in accordance with the union contract, seniority and operational needs.

\* This position provides technical supervision, guidance and advice to the Arpt Ops & Mtnc Wkr III at Kalaeloa Airport and Dillingham Airfield on matters relating to maintenance.

\*\* This position provides technical supervision, guidance and advice to the Crash Fire Equipment Mechanic at Kalaeloa Airport.

\*\*\* Vicing position NTE 8/15/14.

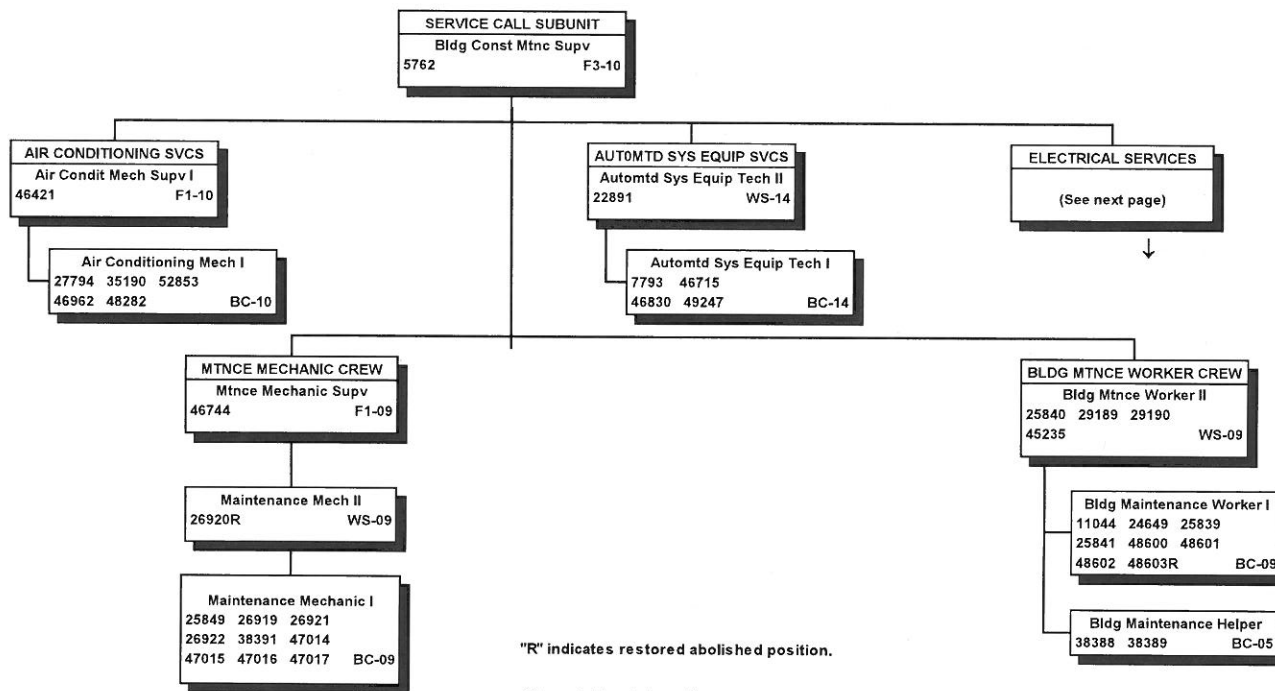
STATE OF HAWAII  
 DEPARTMENT OF TRANSPORTATION  
 AIRPORTS DIVISION  
 OAHU DISTRICT  
 HONOLULU INTERNATIONAL AIRPORT  
 MAINTENANCE SECTION  
 FACILITIES MAINTENANCE UNIT  
 POSITION ORGANIZATION CHART



"R" indicates restored abolished positions.

All special funded positions.

STATE OF HAWAII  
 DEPARTMENT OF TRANSPORTATION  
 AIRPORTS DIVISION  
 OAHU DISTRICT  
 HONOLULU INTERNATIONAL AIRPORT  
 MAINTENANCE SECTION  
 FACILITIES MAINTENANCE UNIT  
 SERVICE CALL SUBUNIT  
 POSITION ORGANIZATION CHART



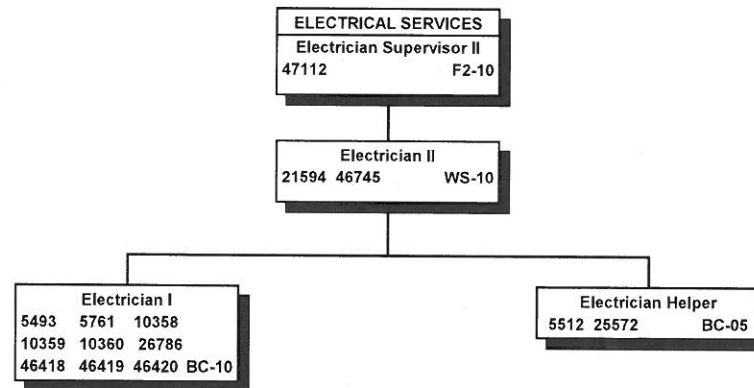
"R" indicates restored abolished position.

All special funded positions.

Positions subject to shift work are assigned in accordance with the union contract, seniority and operational needs.

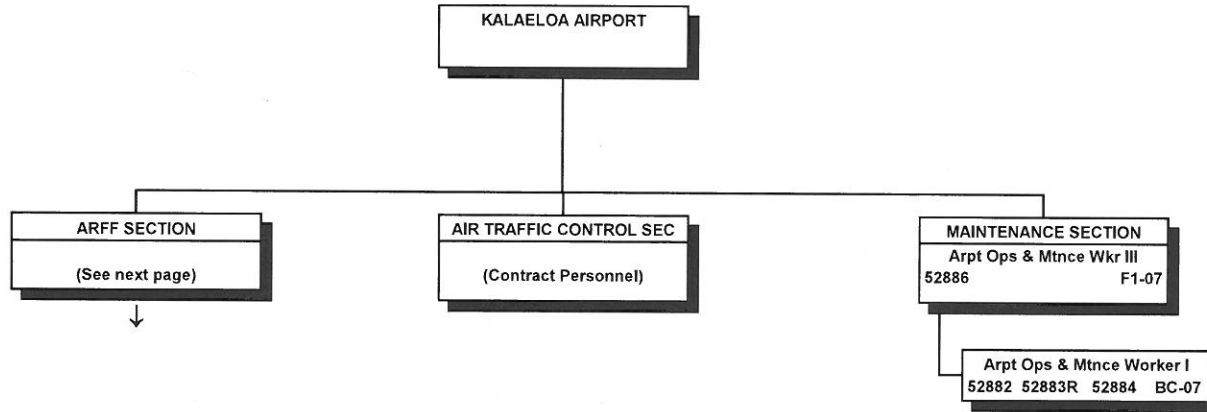
STATE OF HAWAII  
 DEPARTMENT OF TRANSPORTATION  
 AIRPORTS DIVISION  
 OAHU DISTRICT  
 HONOLULU INTERNATIONAL AIRPORT  
 MAINTENANCE SECTION  
 FACILITIES MAINTENANCE UNIT  
 SERVICE CALL SUBUNIT  
 ELECTRICAL SERVICES

POSITION ORGANIZATION CHART



All special funded positions.

STATE OF HAWAII  
 DEPARTMENT OF TRANSPORTATION  
 AIRPORTS DIVISION  
 OAHU DISTRICT  
 KALAELOA AIRPORT  
 POSITION ORGANIZATION CHART

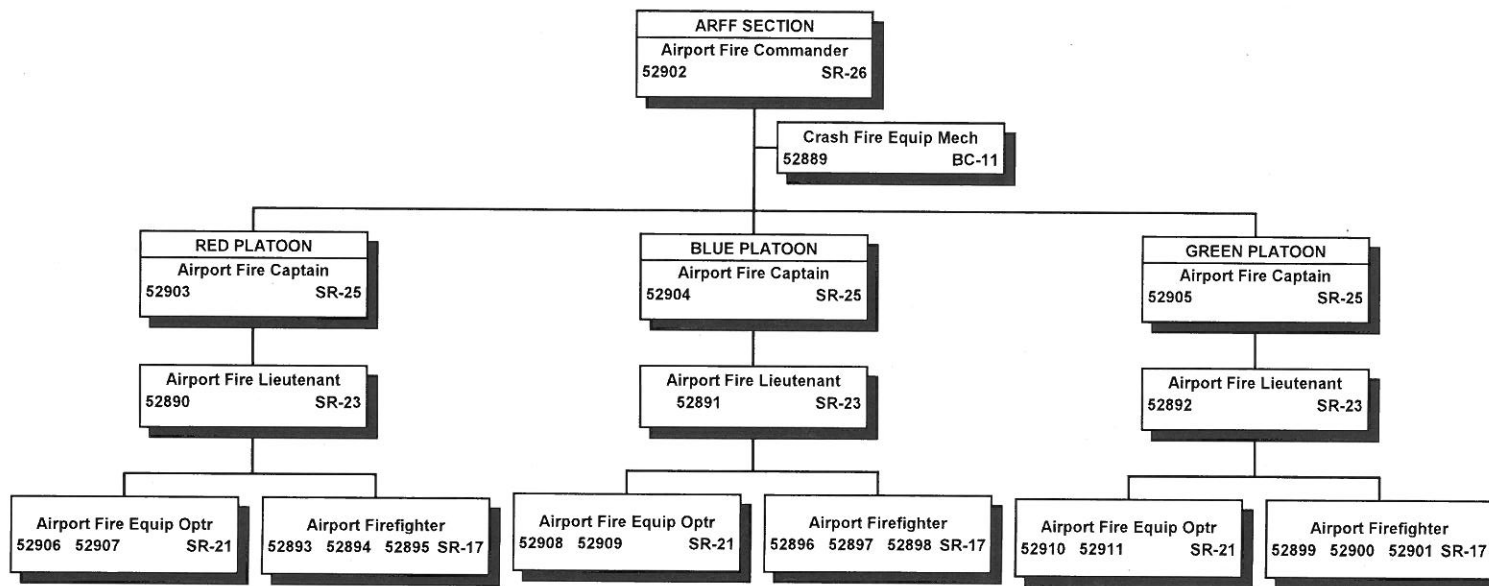


"R" indicates restored abolished position.

All special funded positions.

STATE OF HAWAII  
 DEPARTMENT OF TRANSPORTATION  
 AIRPORTS DIVISION  
 OAHU DISTRICT  
 KALAELOA AIRPORT  
 AIRCRAFT RESCUE & FIRE FIGHTING SECTION

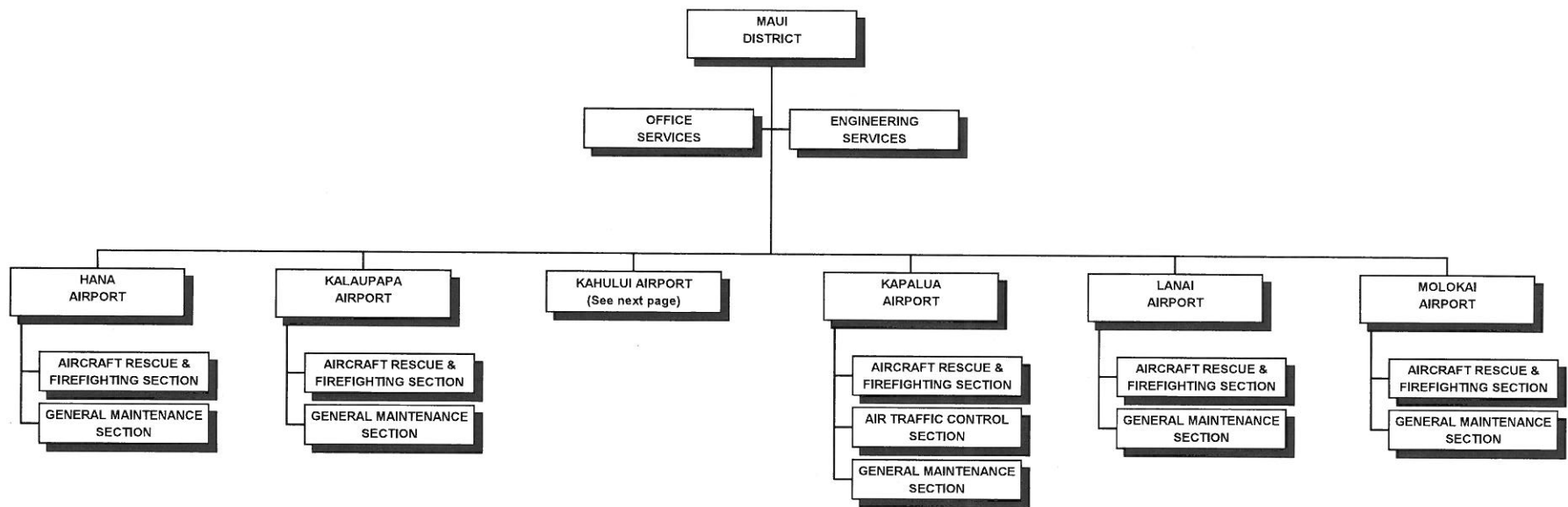
POSITION ORGANIZATION CHART



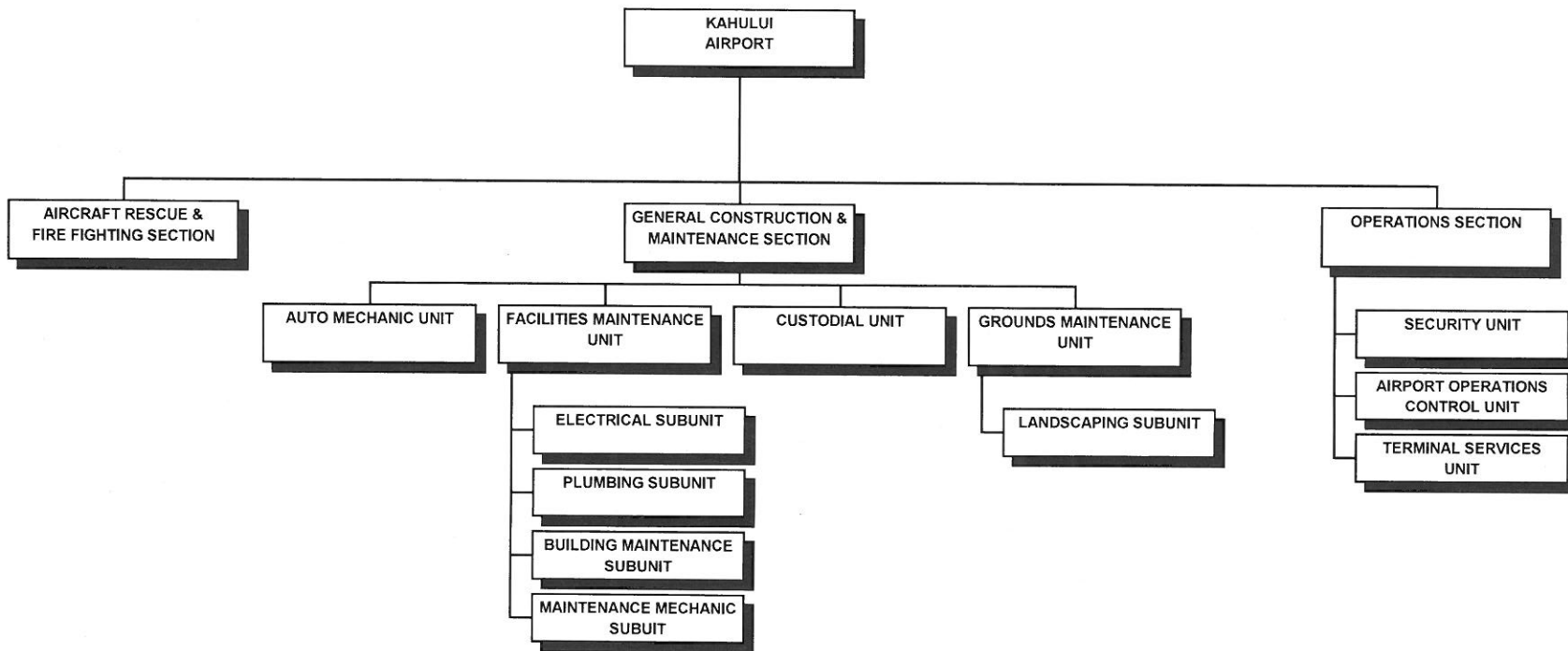
All special funded positions.



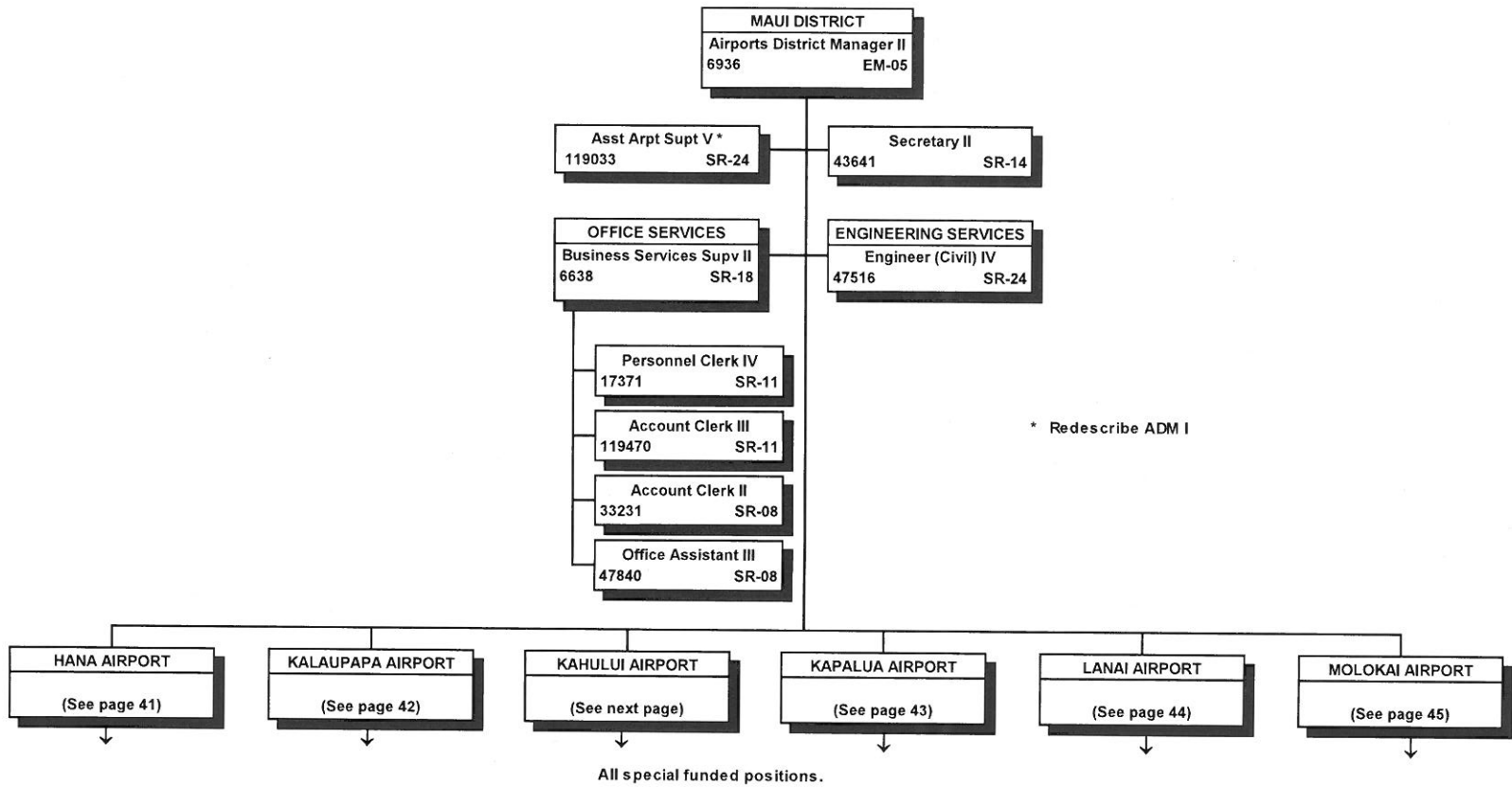
STATE OF HAWAII  
 DEPARTMENT OF TRANSPORTATION  
 AIRPORTS DIVISION  
 MAUI DISTRICT  
 ORGANIZATION CHART



STATE OF HAWAII  
DEPARTMENT OF TRANSPORTATION  
AIRPORTS DIVISION  
MAUI DISTRICT  
KAHULUI AIRPORT  
ORGANIZATION CHART

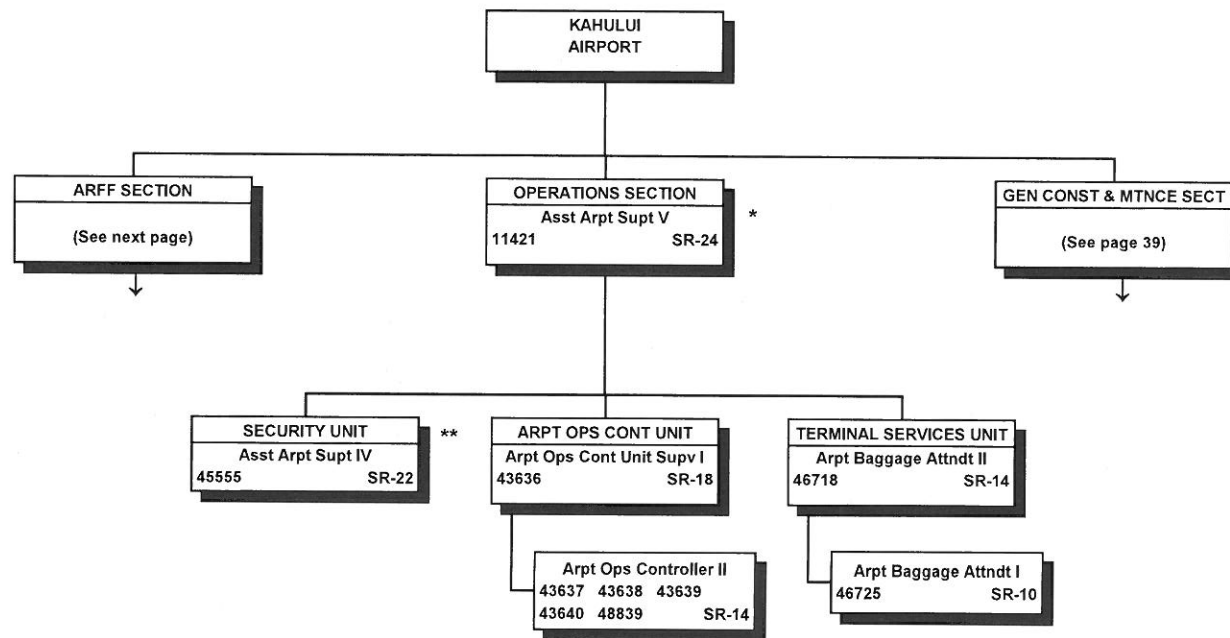


STATE OF HAWAII  
 DEPARTMENT OF TRANSPORTATION  
 AIRPORTS DIVISION  
 MAUI DISTRICT  
 POSITION ORGANIZATION CHART



STATE OF HAWAII  
 DEPARTMENT OF TRANSPORTATION  
 AIRPORTS DIVISION  
 MAUI DIVISION  
 KAHULUI AIRPORT

POSITION ORGANIZATION CHART



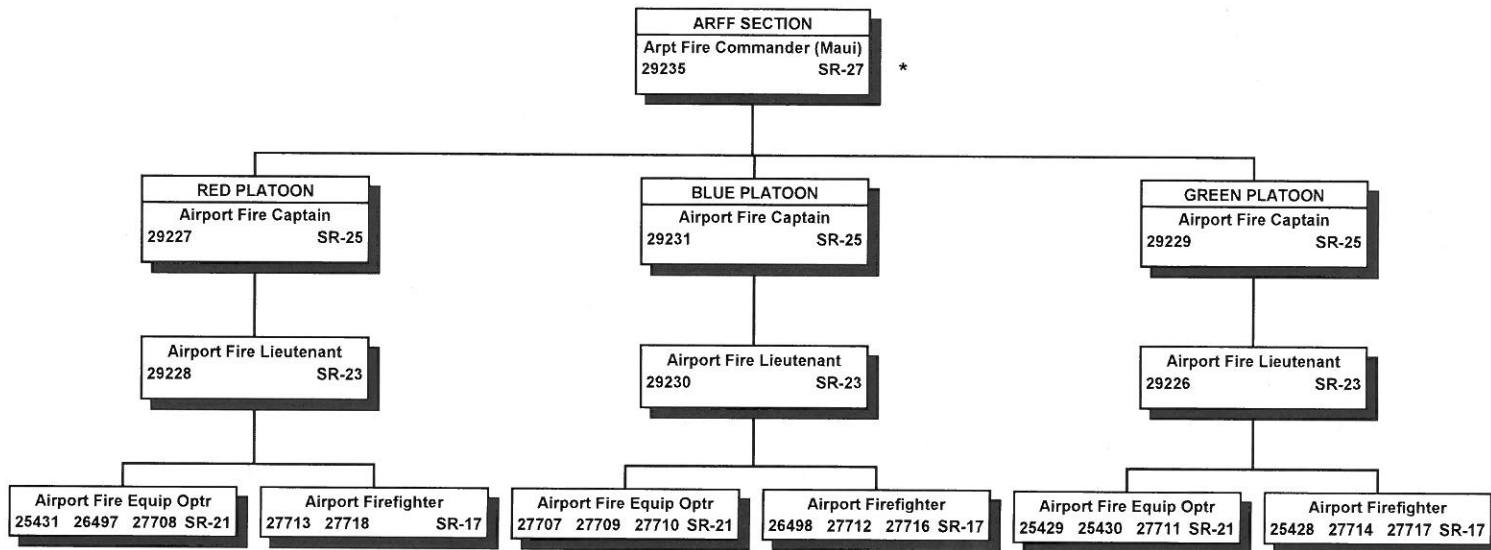
All special funded positions.

\* This position provides technical supervision, guidance and advice to applicable positions at Hana, Molokai, Kalaupapa, Lanai & Kapalua airports in matters relating to operations.

\*\* Security Unit is augmented by county police & contract personnel.

STATE OF HAWAII  
 DEPARTMENT OF TRANSPORTATION  
 AIRPORTS DIVISION  
 MAUI DISTRICT  
 KAHULUI AIRPORT  
 AIRCRAFT RESCUE & FIRE FIGHTING SECTION

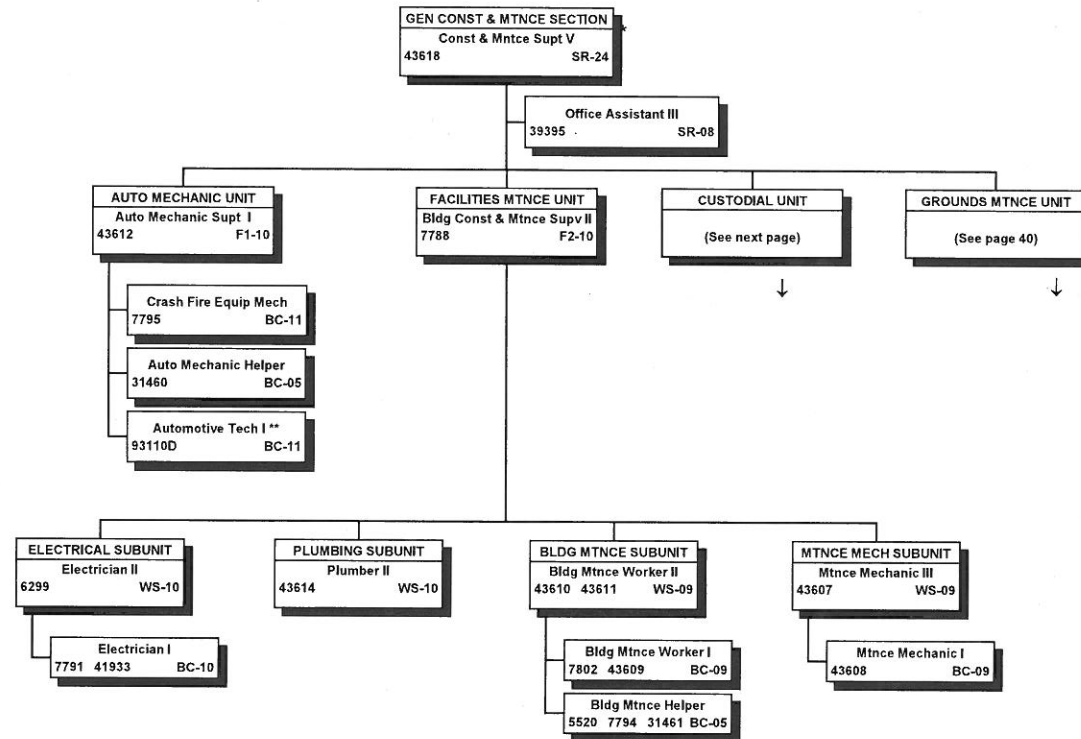
POSITION ORGANIZATION CHART



All special funded positions.

\* Provides technical supervision, guidance and advice to applicable positions at Lanai, Hana, Kapalua, Kalaupapa & Molokai airports in matters relating to aircraft rescue & firefighting.

STATE OF HAWAII  
 DEPARTMENT OF TRANSPORTATION  
 AIRPORTS DIVISION  
 MAUI DISTRICT  
 KAHULUI AIRPORT  
 GENERAL CONSTRUCTION & MAINTENANCE SECTION  
 POSITION ORGANIZATION CHART

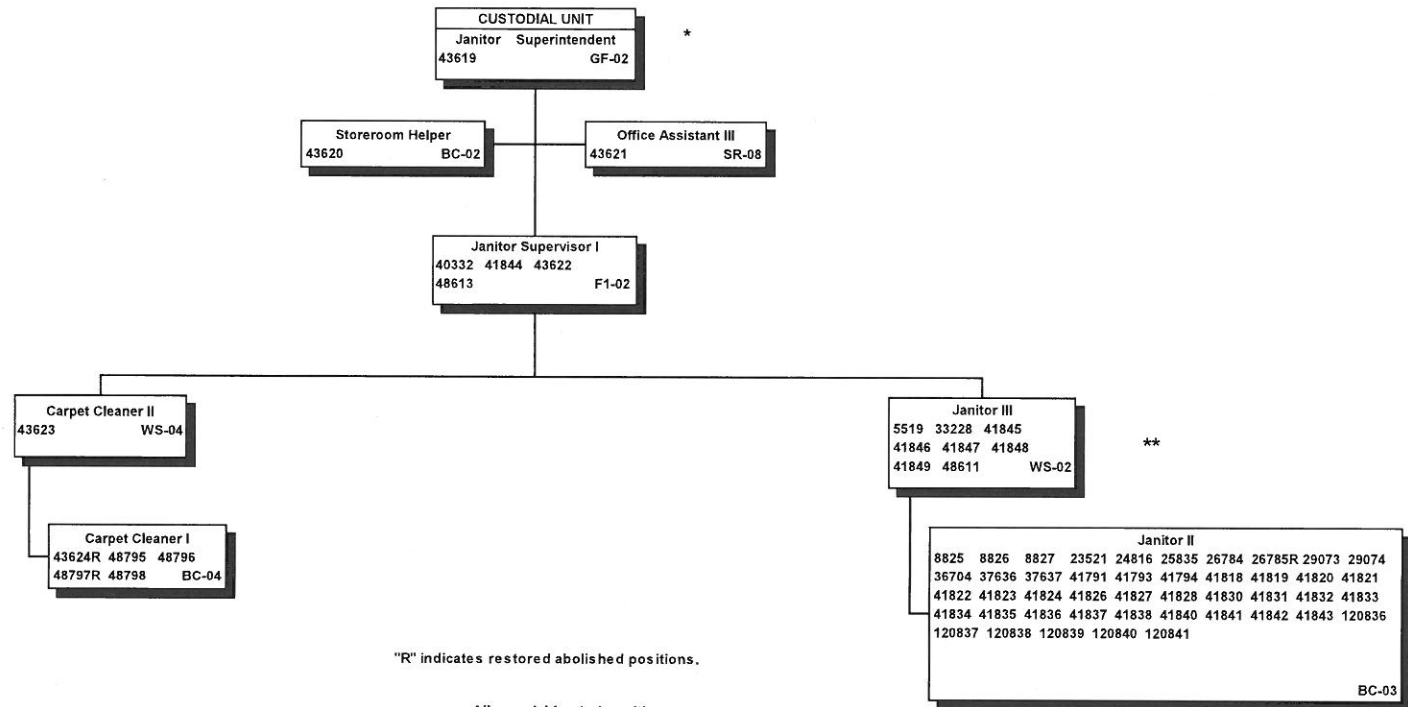


All special funded positions.

\* This position provides technical supervision, guidance & support to Hana, Kapalua, Molokai, Kalaupapa & Lanai airports in matters relating to maintenance.

STATE OF HAWAII  
 DEPARTMENT OF TRANSPORTATION  
 AIRPORTS DIVISION  
 MAUI DISTRICT  
 KAHULUI AIRPORT  
 GENERAL CONSTRUCTION & MAINTENANCE SECTION  
 CUSTODIAL UNIT

POSITION ORGANIZATION CHART



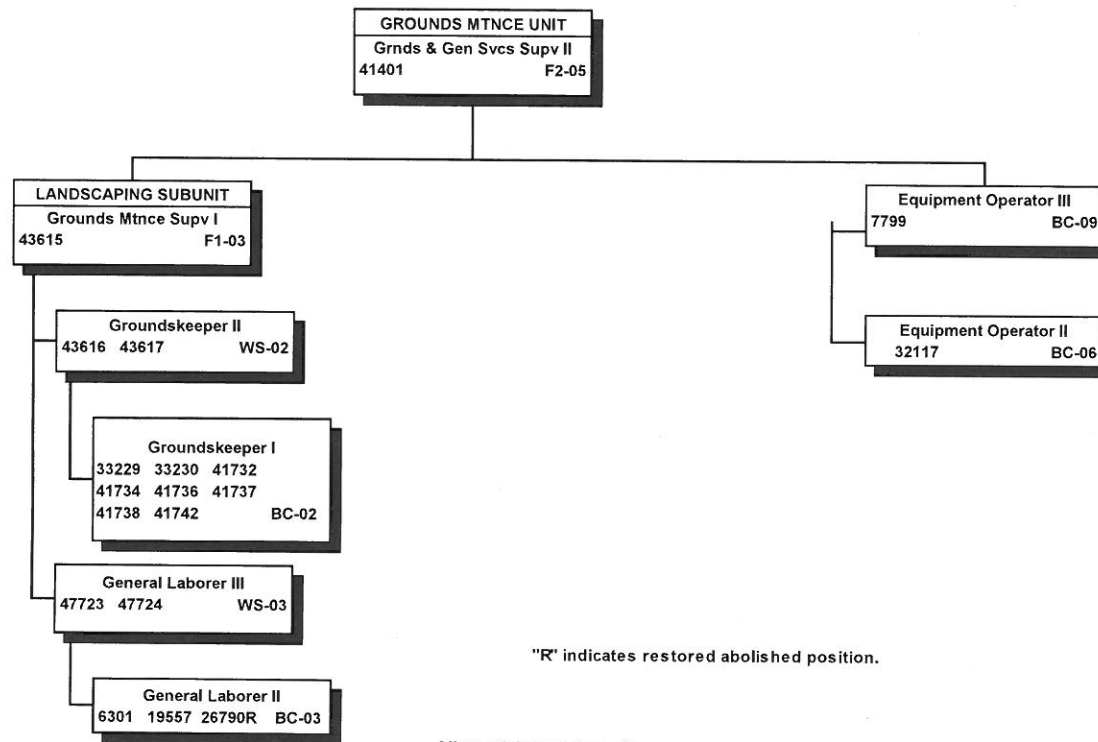
"R" indicates restored abolished positions.

All special funded positions.

\* The Custodial Unit operates on 8-hour shifts. Shift assignments are made in accordance with the union contract, seniority & operational needs.

\*\* Span of control of these positions varies with shift size.

STATE OF HAWAII  
 DEPARTMENT OF TRANSPORTATION  
 AIRPORTS DIVISION  
 MAUI DISTRICT  
 KAHULUI AIRPORT  
 GENERAL CONSTRUCTION & MAINTENANCE SECTION  
 GROUNDS MAINTENANCE UNIT  
 POSITION ORGANIZATION CHART

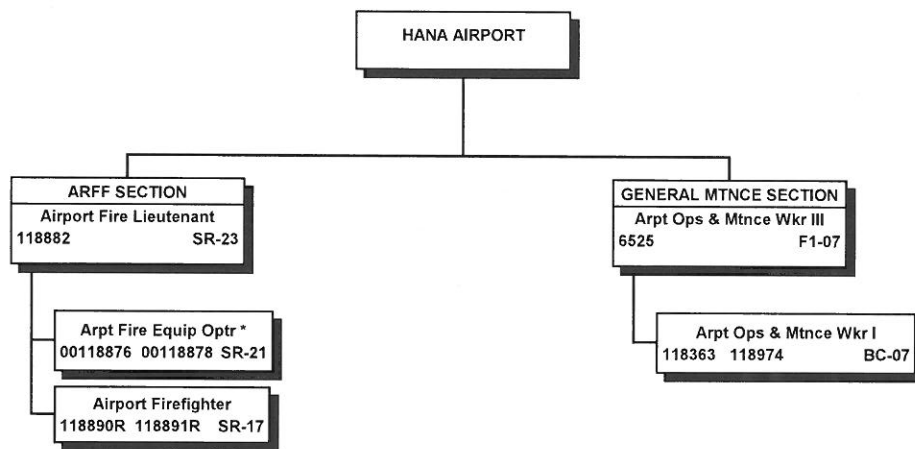


"R" indicates restored abolished position.

All special funded positions.



STATE OF HAWAII  
 DEPARTMENT OF TRANSPORTATION  
 AIRPORTS DIVISION  
 MAUI DISTRICT  
 HANA AIRPORT  
 POSITION ORGANIZATION CHART

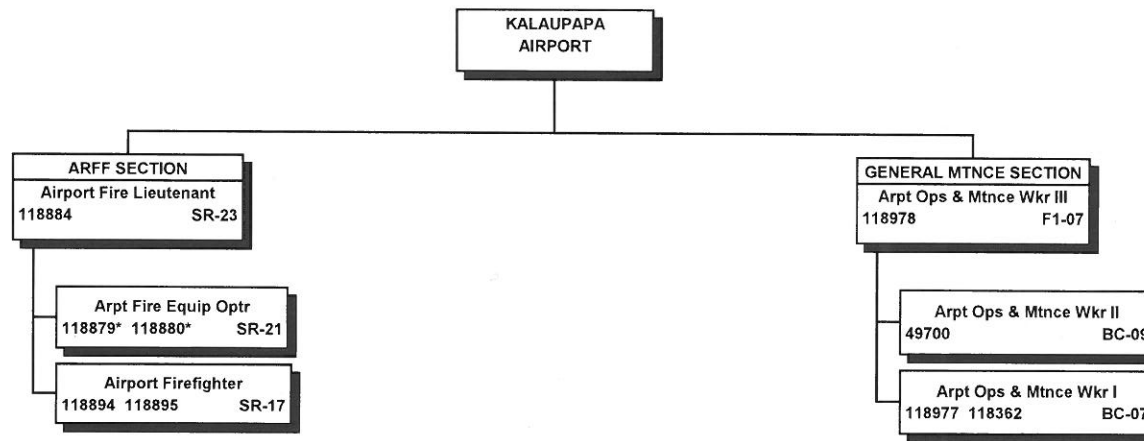


"R" indicates restored abolished position.

\* To be redescribed and transferred

All special funded positions.

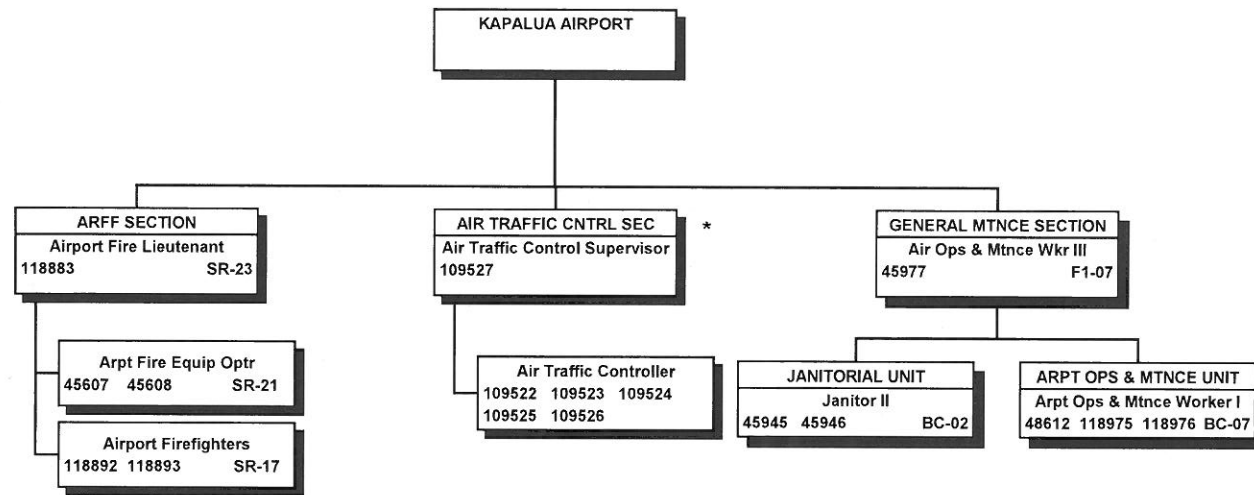
STATE OF HAWAII  
 DEPARTMENT OF TRANSPORTATION  
 AIRPORTS DIVISION  
 MAUI DISTRICT  
 KALAUPAPA AIRPORT  
 POSITION ORGANIZATION CHART



All special funded positions.

\*To be redescribed and transferred

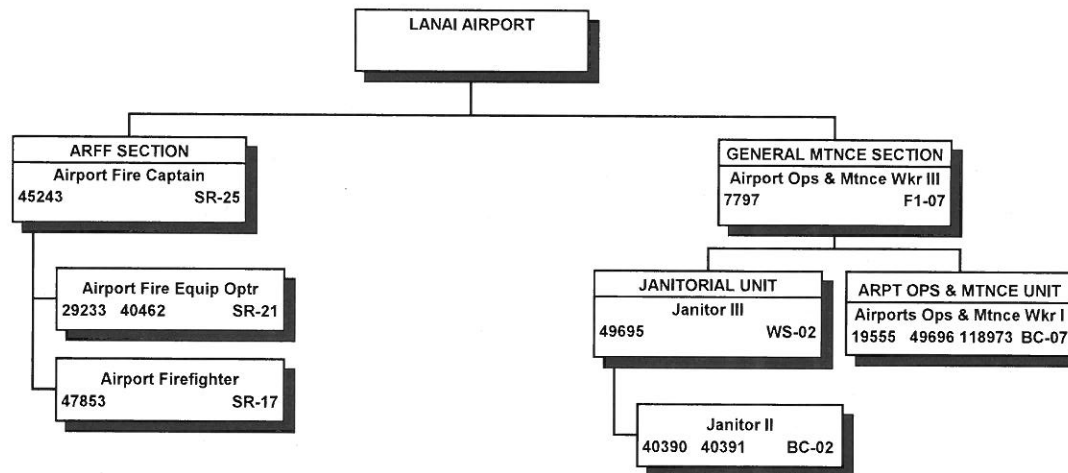
STATE OF HAWAII  
 DEPARTMENT OF TRANSPORTATION  
 AIRPORTS DIVISION  
 MAUI DISTRICT  
 KAPALUA AIRPORT  
 POSITION ORGANIZATION CHART



\* All positions in the Air Traffic Control Section are exempt (no NTE date);  
 all other positions are special funded.

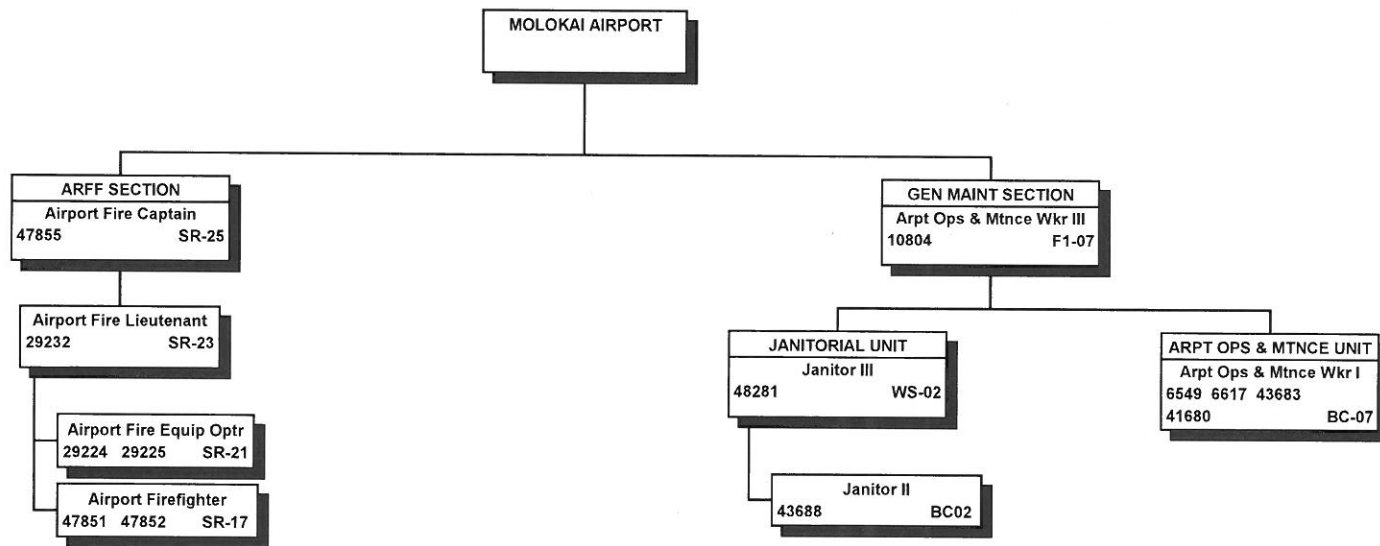
STATE OF HAWAII  
 DEPARTMENT OF TRANSPORTATION  
 AIRPORTS DIVISION  
 MAUI DISTRICT  
 LANAI AIRPORT

POSITION ORGANIZATION CHART



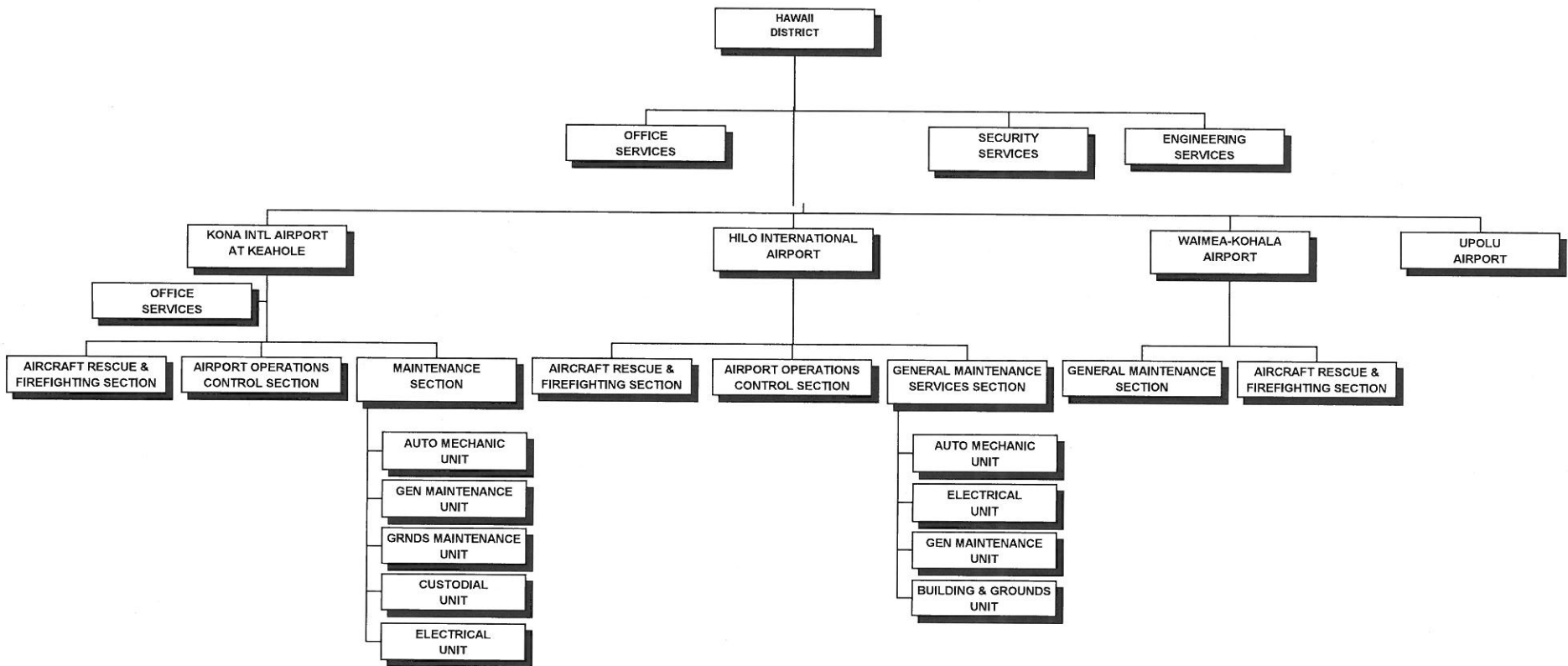
All special funded positions.

STATE OF HAWAII  
 DEPARTMENT OF TRANSPORTATION  
 AIRPORTS DIVISION  
 MAUI DISTRICT  
 MOLOKAI AIRPORT  
 POSITION ORGANIZATION CHART

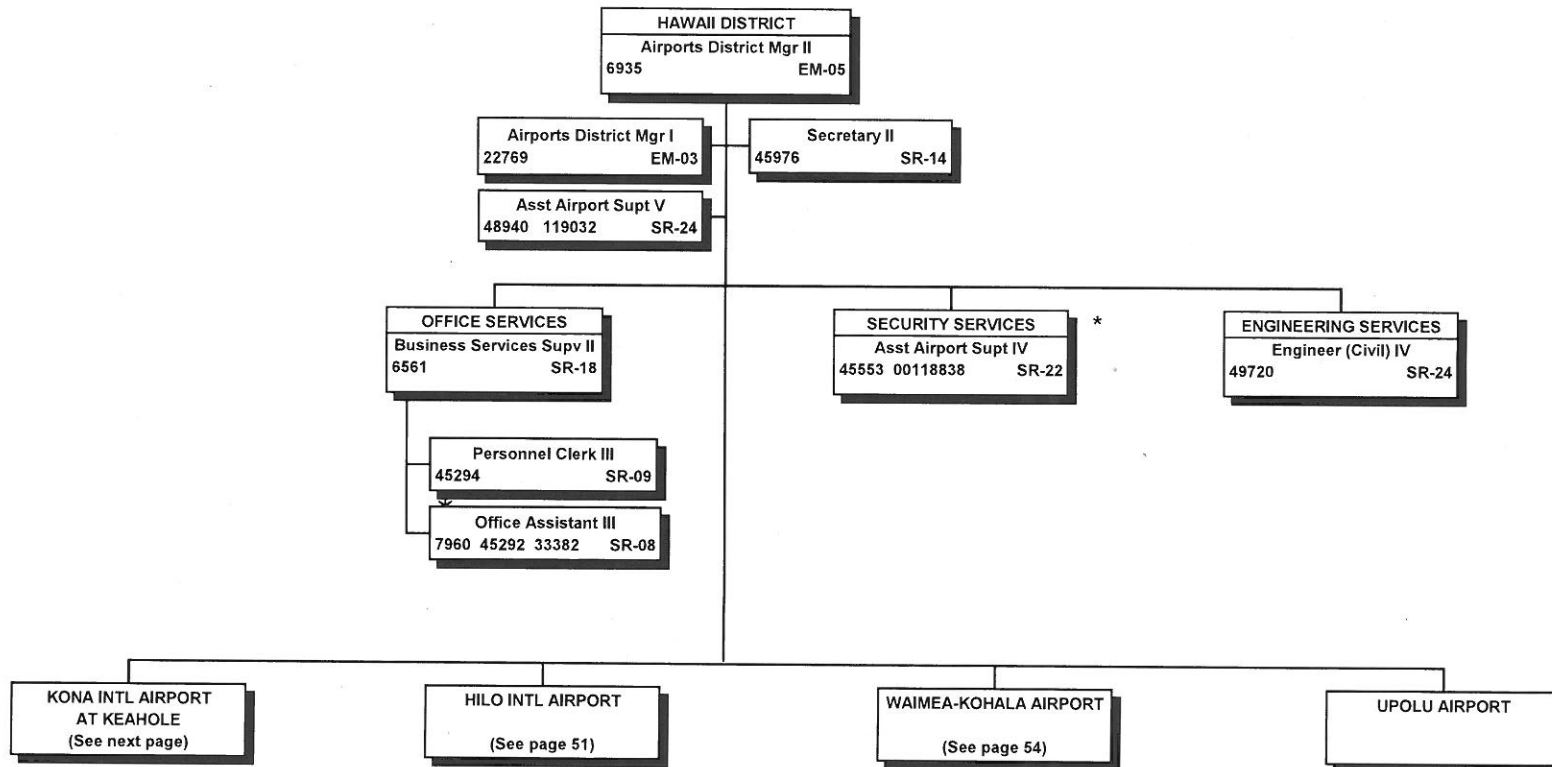


All special funded positions.

STATE OF HAWAII  
 DEPARTMENT OF TRANSPORTATION  
 AIRPORTS DIVISION  
 HAWAII DISTRICT  
 ORGANIZATION CHART



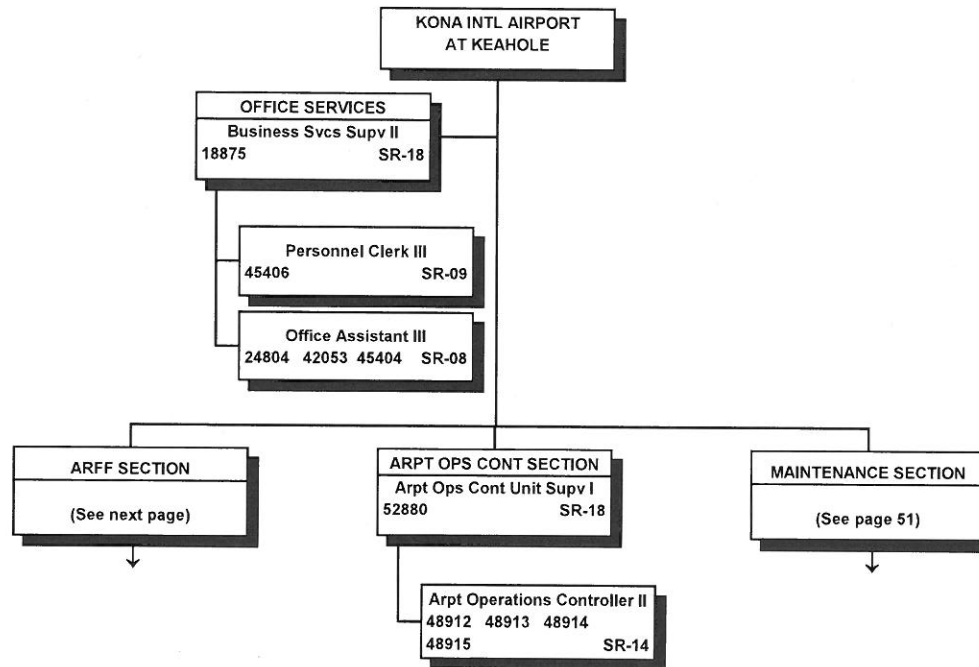
STATE OF HAWAII  
 DEPARTMENT OF TRANSPORTATION  
 AIRPORTS DIVISION  
 HAWAII DISTRICT  
 POSITION ORGANIZATION CHART



All special funded positions.

\* Security Services is augmented by county police officers & contract security personnel stationed at Kona International Airport at Keahole & Hilo International Airport.

STATE OF HAWAII  
 DEPARTMENT OF TRANSPORTATION  
 AIRPORTS DIVISION  
 HAWAII DISTRICT  
 KONA INTERNATIONAL AIRPORT  
 AT KEAHOLE  
 POSITION ORGANIZATION CHART

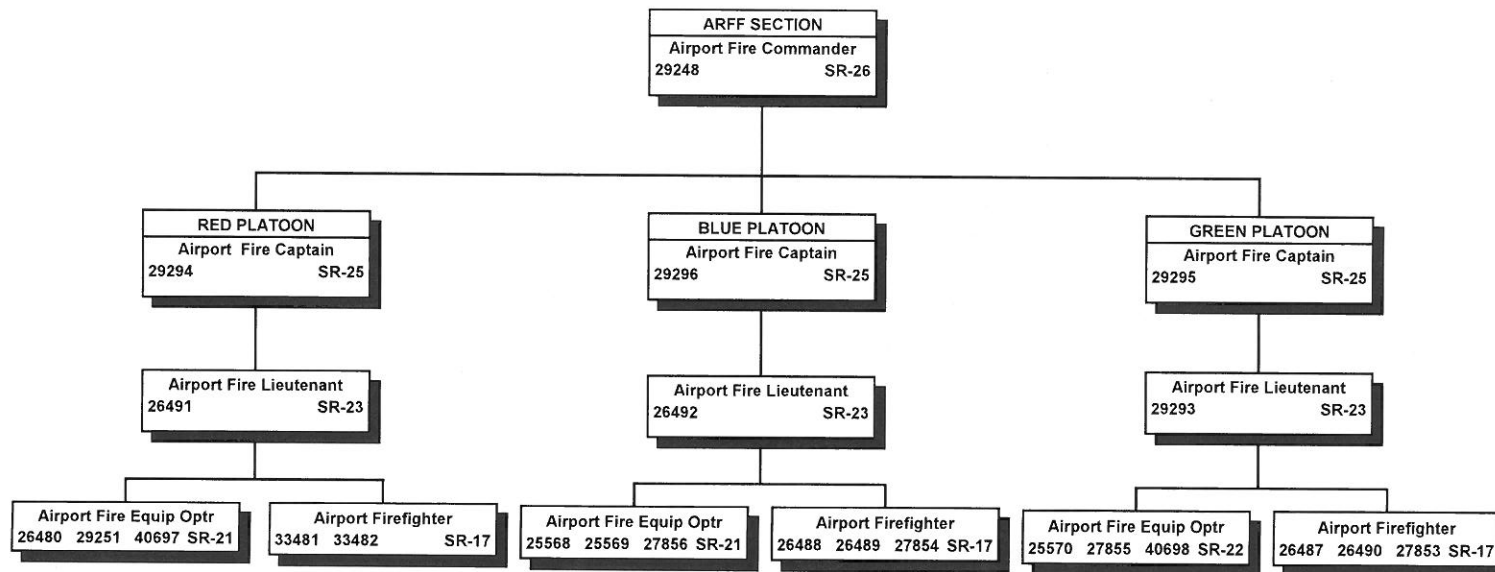


All special funded positions.



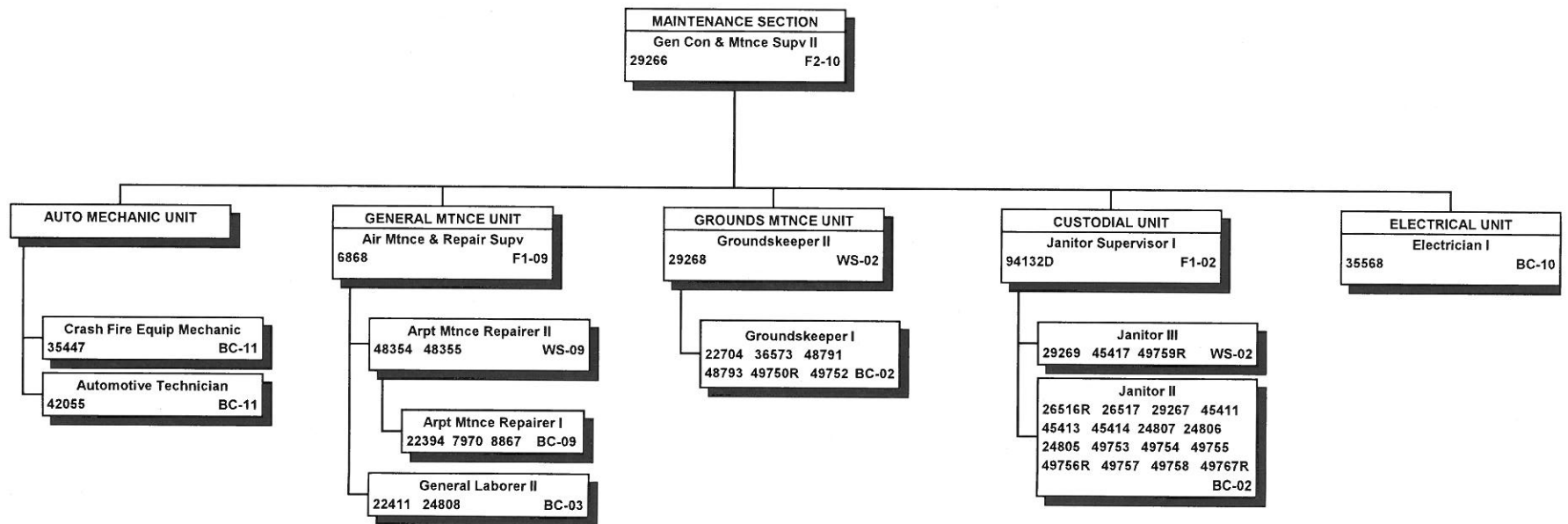
STATE OF HAWAII  
 DEPARTMENT OF TRANSPORTATION  
 AIRPORTS DIVISION  
 HAWAII DISTRICT  
 KONA INTERNATIONAL AIRPORT  
 AT KEAHOLE  
 AIRCRAFT RESCUE & FIRE FIGHTING SECTION

POSITION ORGANIZATION CHART



All special funded positions.

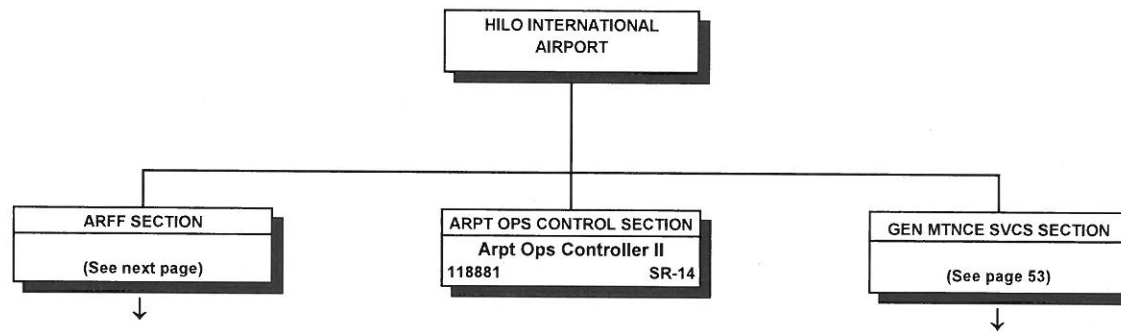
STATE OF HAWAII  
 DEPARTMENT OF TRANSPORTATION  
 AIRPORTS DIVISION  
 HAWAII DISTRICT  
 KONA INTERNATIONAL AIRPORT  
 AT KEAHOLE  
 MAINTENANCE SECTION  
 POSITION ORGANIZATION CHART



"R" indicates restored abolished position.

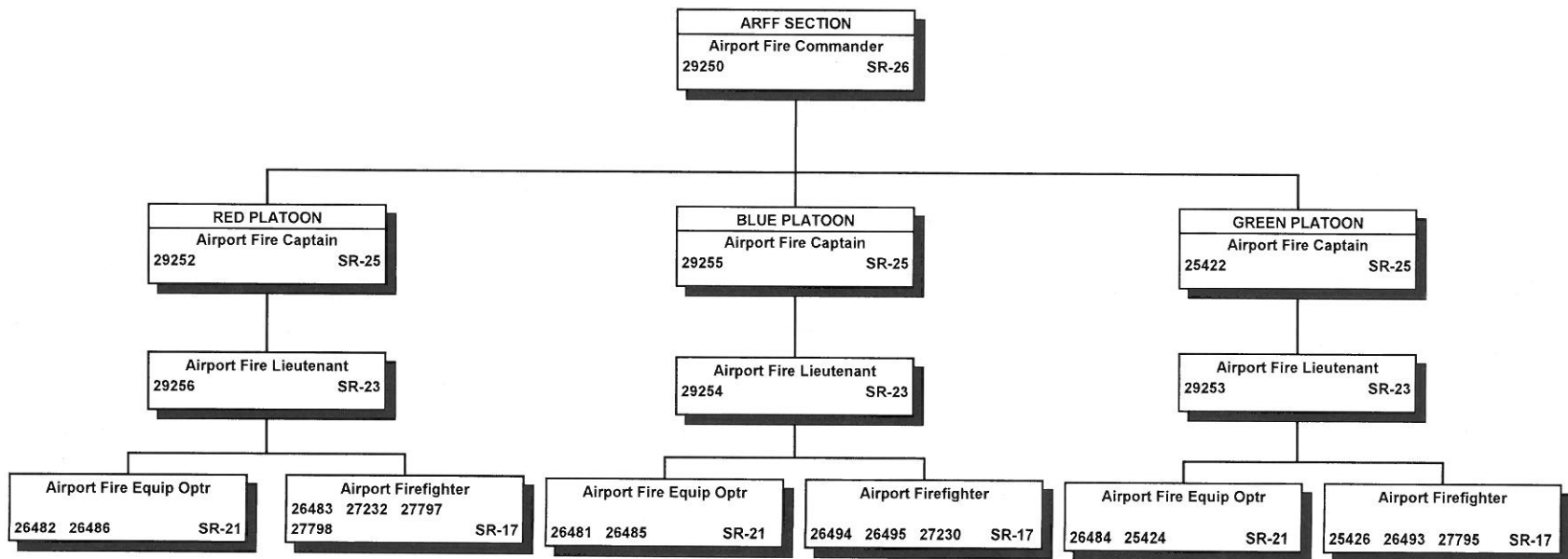
All special funded positions.

STATE OF HAWAII  
DEPARTMENT OF TRANSPORTATION  
AIRPORTS DIVISION  
HAWAII DISTRICT  
HILO INTERNATIONAL AIRPORT  
POSITION ORGANIZATION CHART



Special funded position.

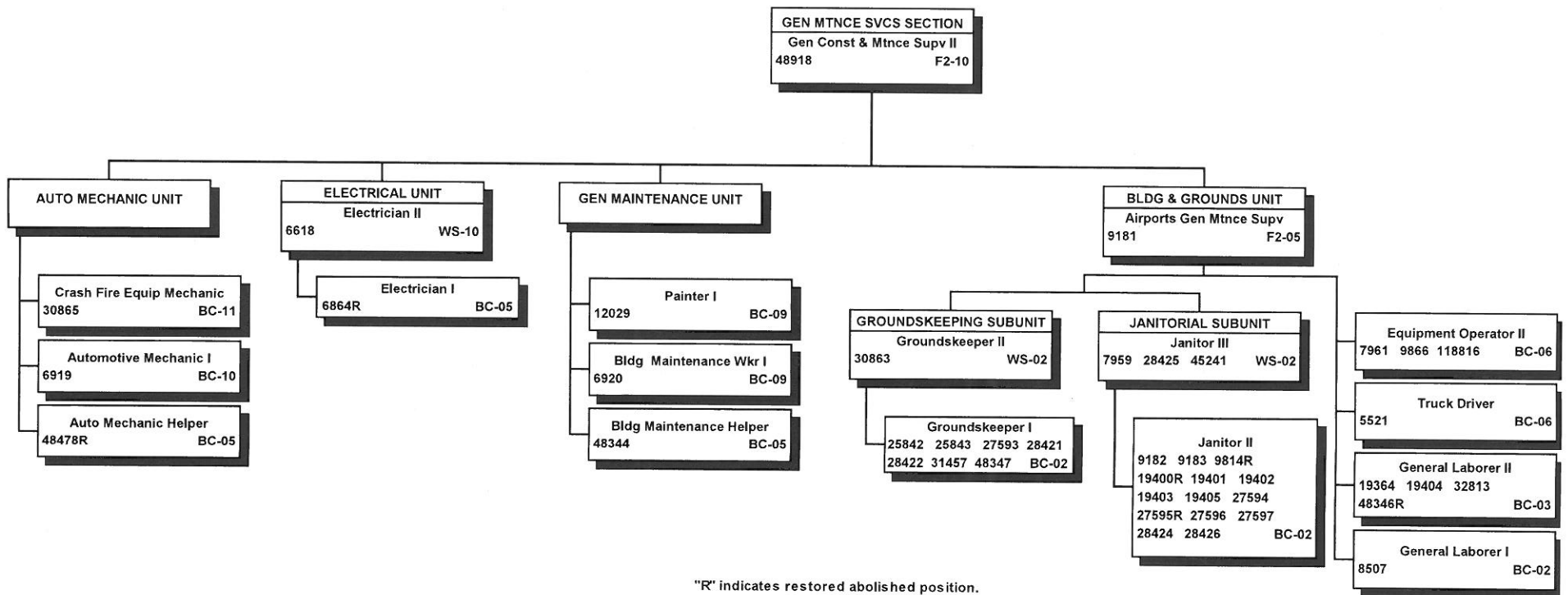
STATE OF HAWAII  
 DEPARTMENT OF TRANSPORTATION  
 AIRPORTS DIVISION  
 HAWAII DISTRICT  
 HILO INTERNATIONAL AIRPORT  
 AIRCRAFT RESCUE & FIRE FIGHTING SECTION  
 POSITION ORGANIZATION CHART



All special funded positions.

STATE OF HAWAII  
 DEPARTMENT OF TRANSPORTATION  
 AIRPORTS DIVISION  
 HAWAII DISTRICT  
 HILO INTERNATIONAL AIRPORT  
 GENERAL MAINTENANCE SERVICES SECTION

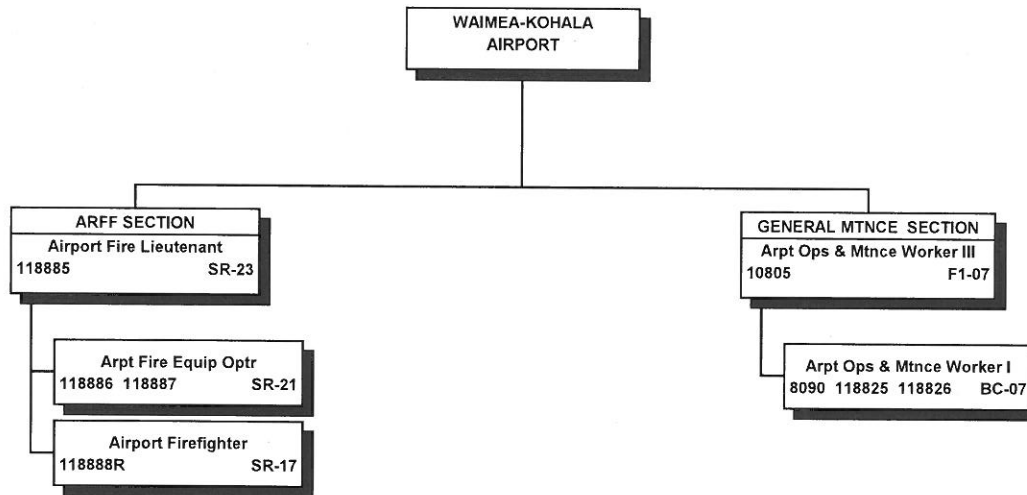
POSITION ORGANIZATION CHART



"R" indicates restored abolished position.

All special funded positions.

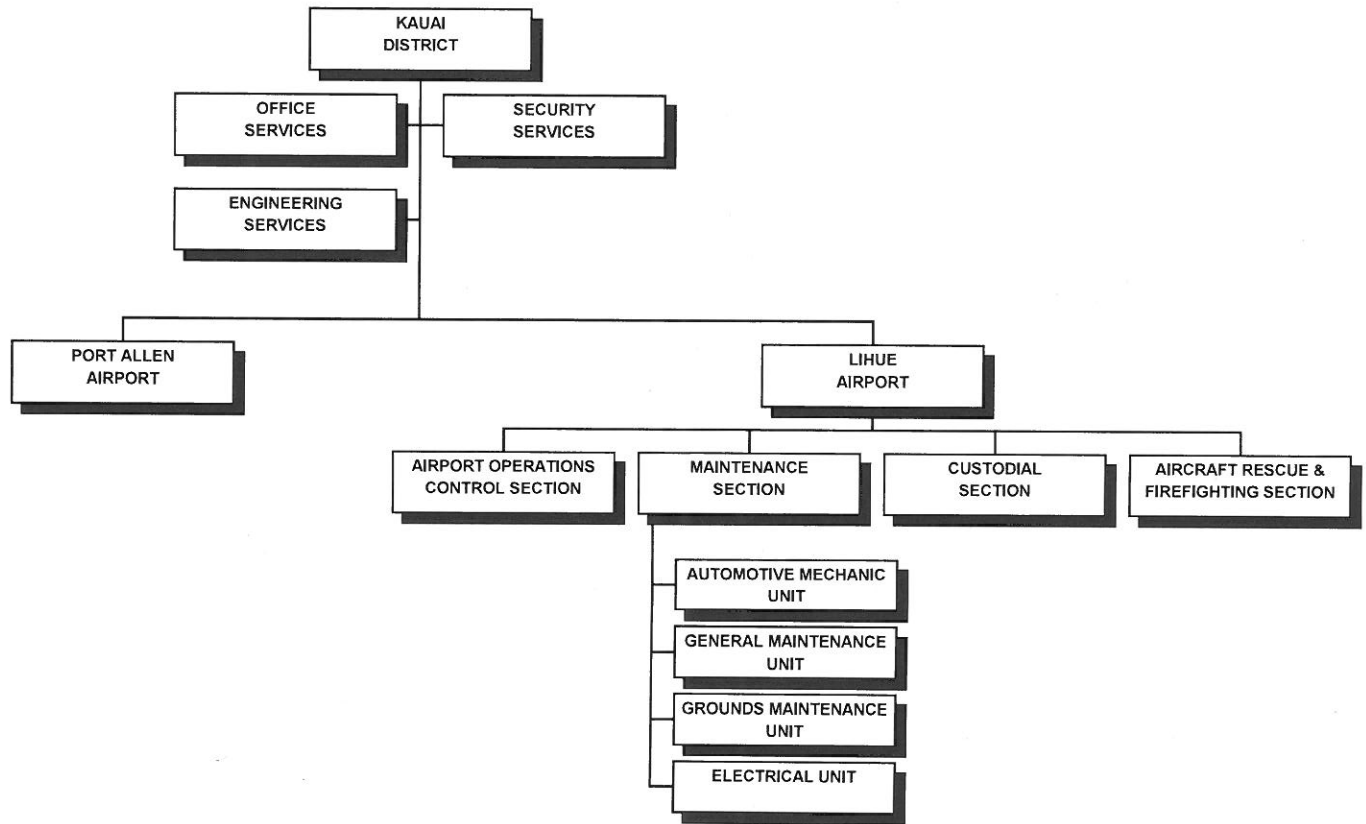
STATE OF HAWAII  
 DEPARTMENT OF TRANSPORTATION  
 AIRPORTS DIVISION  
 HAWAII DISTRICT  
 WAIMEA-KOHALA AIRPORT  
 POSITION ORGANIZATION CHART



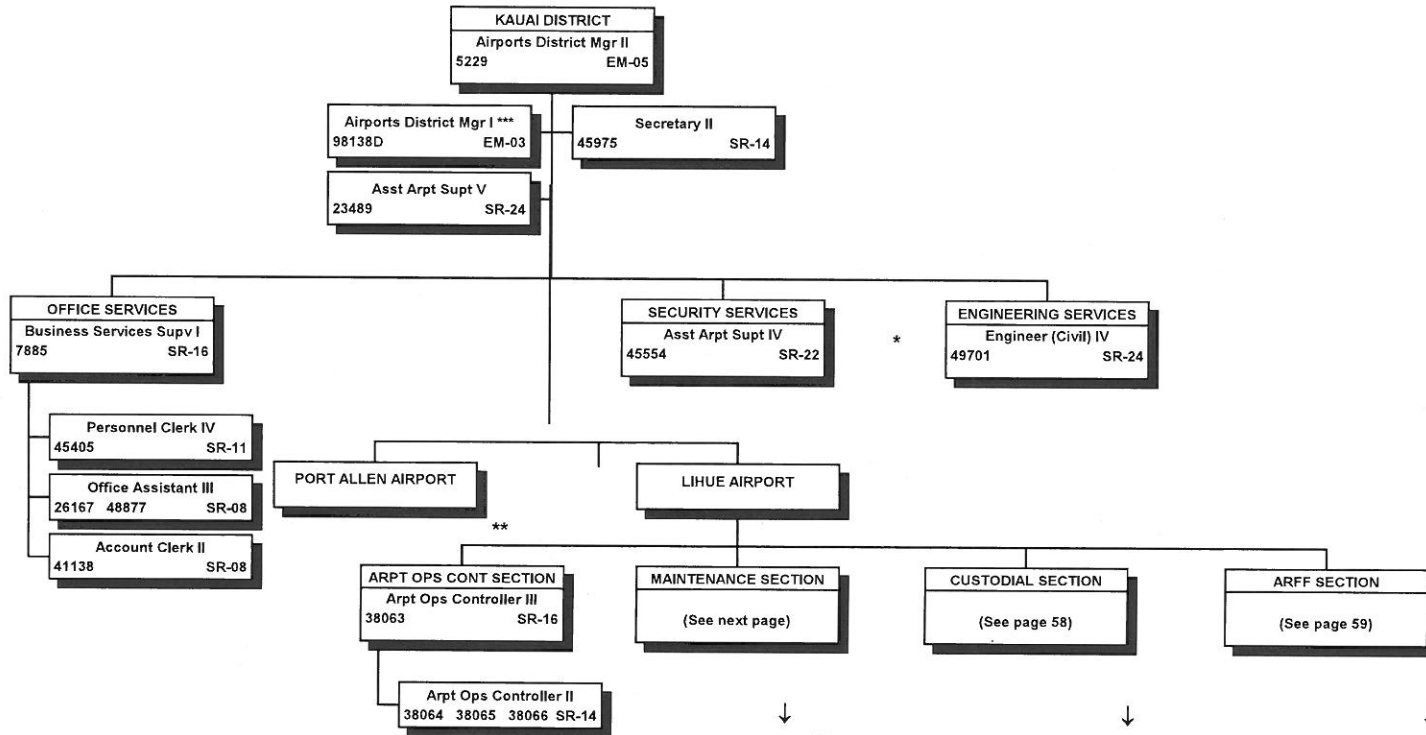
"R" indicates restored abolished position.

All special funded positions.

STATE OF HAWAII  
DEPARTMENT OF TRANSPORTATION  
AIRPORTS DIVISION  
KAUAI DISTRICT  
ORGANIZATION CHART



STATE OF HAWAII  
DEPARTMENT OF TRANSPORTATION  
AIRPORTS DIVISION  
KAUAI DISTRICT  
LIHUE AIRPORT  
POSITION ORGANIZATION CHART



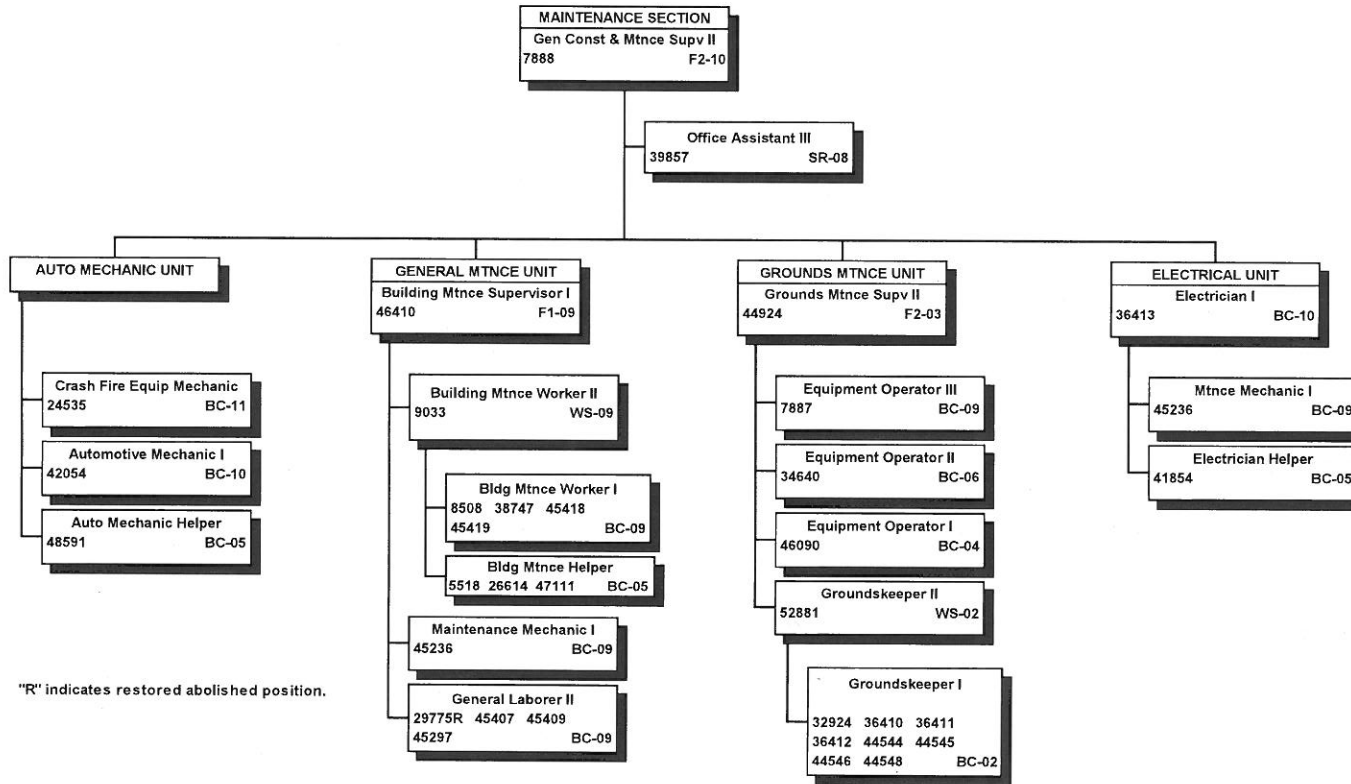
\* Security Services is augmented by contract security personnel.

\*\* Port Allen is serviced by the Maintenance Section at Lihue Airport.

\*\*\* To be redescribed and transferred



STATE OF HAWAII  
 DEPARTMENT OF TRANSPORTATION  
 AIRPORTS DIVISION  
 KAUAI DISTRICT  
 LIHUE AIRPORT  
 MAINTENANCE SECTION  
 POSITION ORGANIZATION CHART

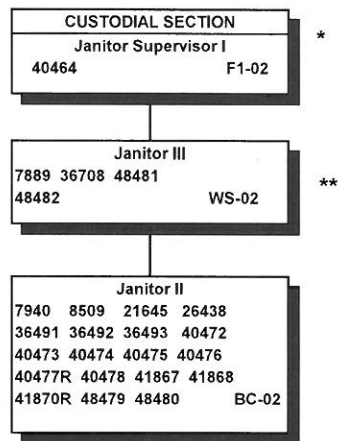


"R" indicates restored abolished position.

All special funded positions.

\* To be redescribed to Electrician I.

STATE OF HAWAII  
DEPARTMENT OF TRANSPORTATION  
AIRPORTS DIVISION  
KAUAI DISTRICT  
LIHUE AIRPORT  
  
POSITION ORGANIZATION CHART



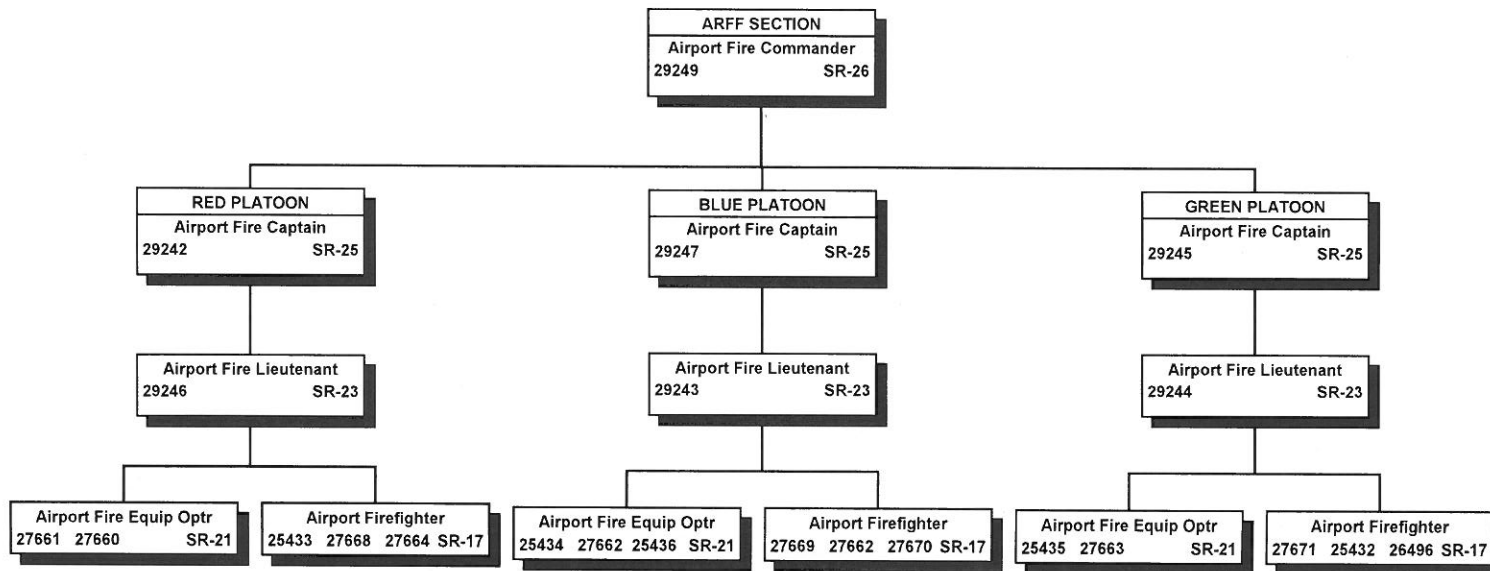
"R" indicates restored abolished position.

All special funded positions.

\* The Custodial Section operates on an 8-hour-shift, 2-shifts-a-day, 7-days-a-week schedule; all shift assignments are made in accordance with the union contract, seniority & operational needs.

\*\* The span of control of these positions varies with shift size.

STATE OF HAWAII  
 DEPARTMENT OF TRANSPORTATION  
 AIRPORTS DIVISION  
 KAUAI DISTRICT  
 LIHUE AIRPORT  
 AIRCRAFT RESCUE & FIRE FIGHTING SECTION  
 POSITION ORGANIZATION CHART



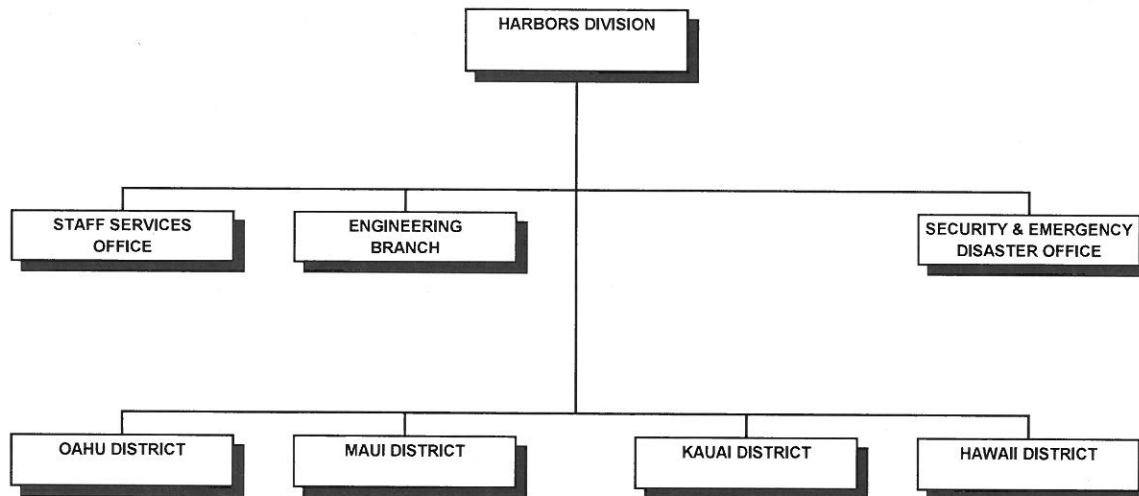
All special funded positions.

*STATE OF HAWAII  
DEPARTMENT OF TRANSPORTATION  
HARBORS DIVISION*

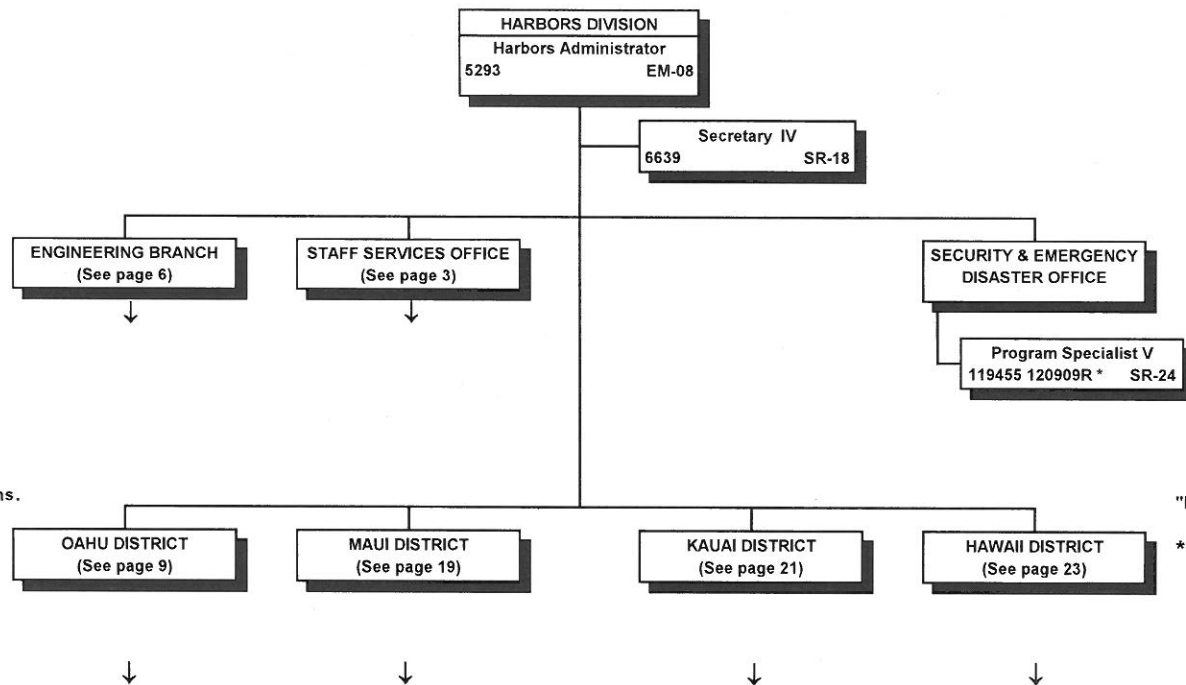
*ORGANIZATION CHARTS*

*11/30/2014  
LEGISLATIVE UPDATE*

STATE OF HAWAII  
DEPARTMENT OF TRANSPORTATION  
HARBORS DIVISION  
ORGANIZATION CHART



STATE OF HAWAII  
 DEPARTMENT OF TRANSPORTATION  
 HARBORS DIVISION  
 POSITION ORGANIZATION CHART

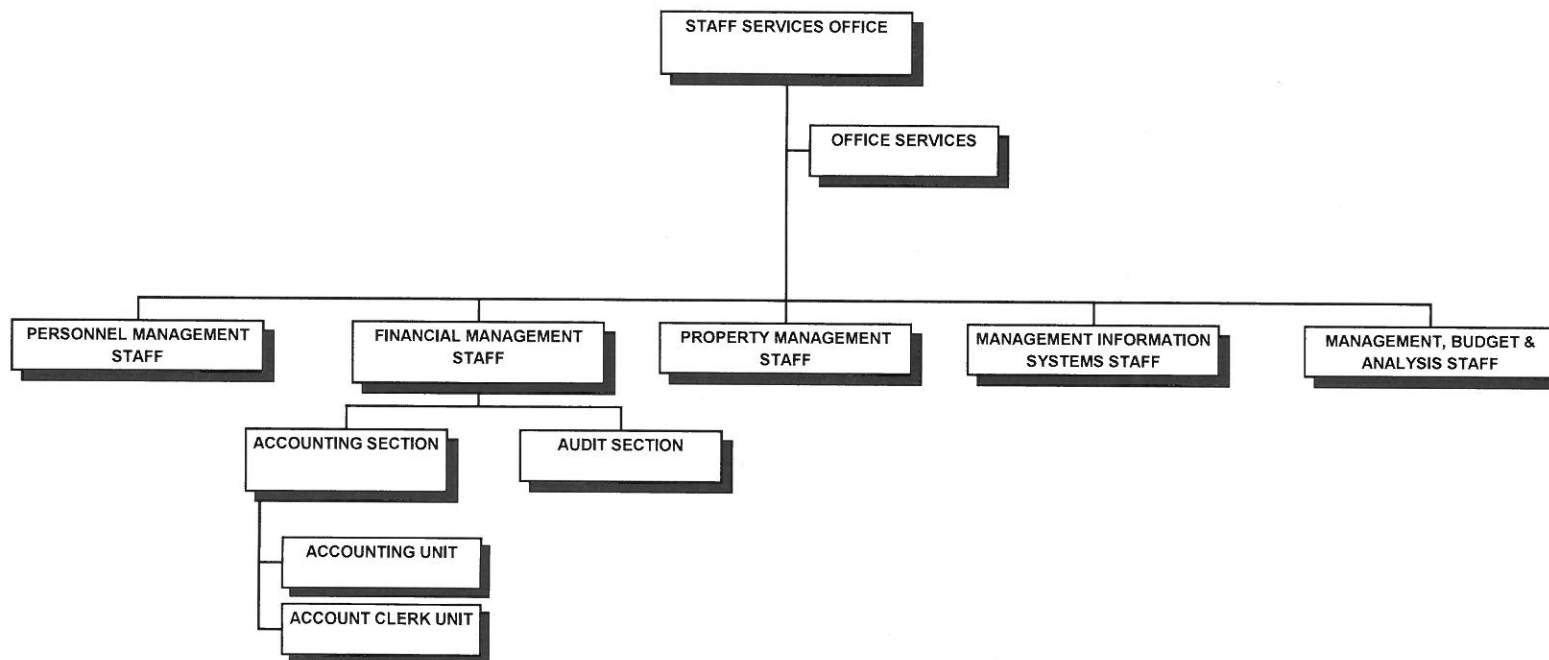


All special funded positions.

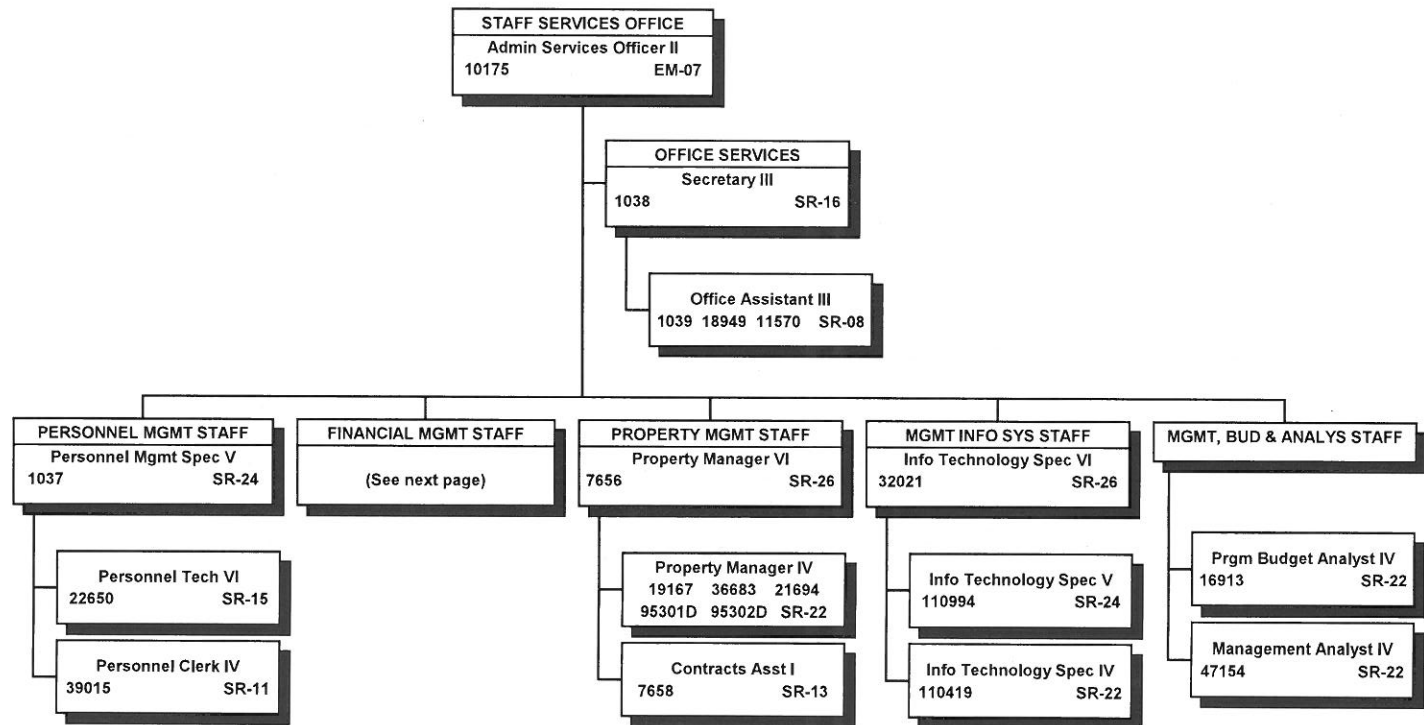
"R" indicates restored abolished position.

\* Temporary position.

STATE OF HAWAII  
DEPARTMENT OF TRANSPORTATION  
HARBORS DIVISION  
STAFF SERVICES OFFICE  
ORGANIZATION CHART



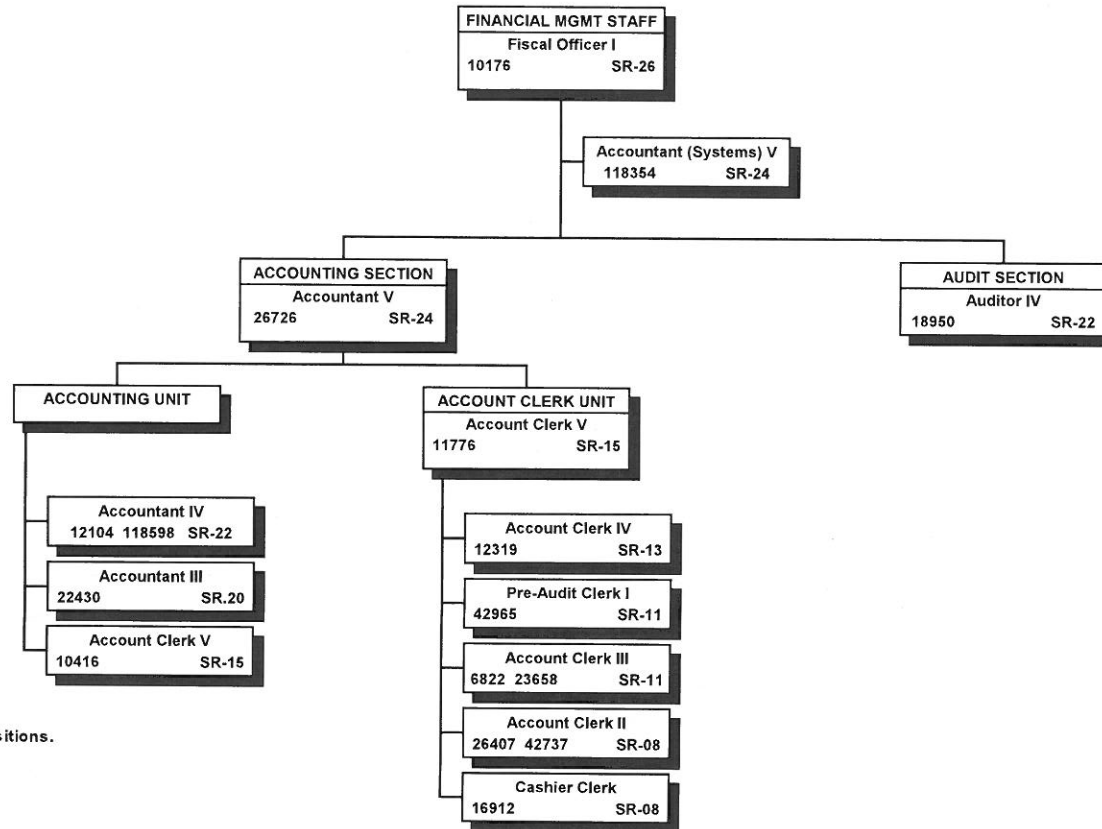
STATE OF HAWAII  
 DEPARTMENT OF TRANSPORTATION  
 HARBORS DIVISION  
 STAFF SERVICES OFFICE  
 POSITION ORGANIZATION CHART



All special funded positions.

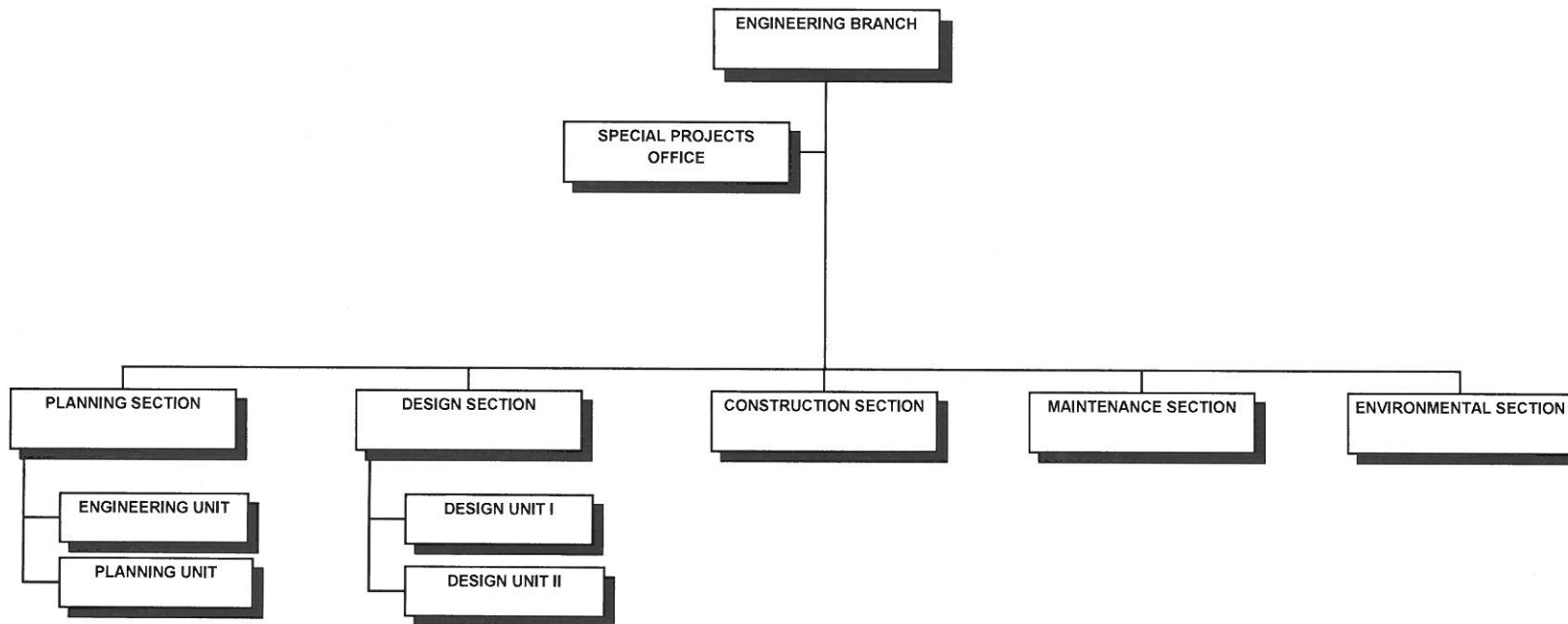


STATE OF HAWAII  
 DEPARTMENT OF TRANSPORTATION  
 HARBORS DIVISION  
 STAFF SERVICES OFFICE  
 FINANCIAL MANAGEMENT STAFF  
 POSITION ORGANIZATION CHARTS



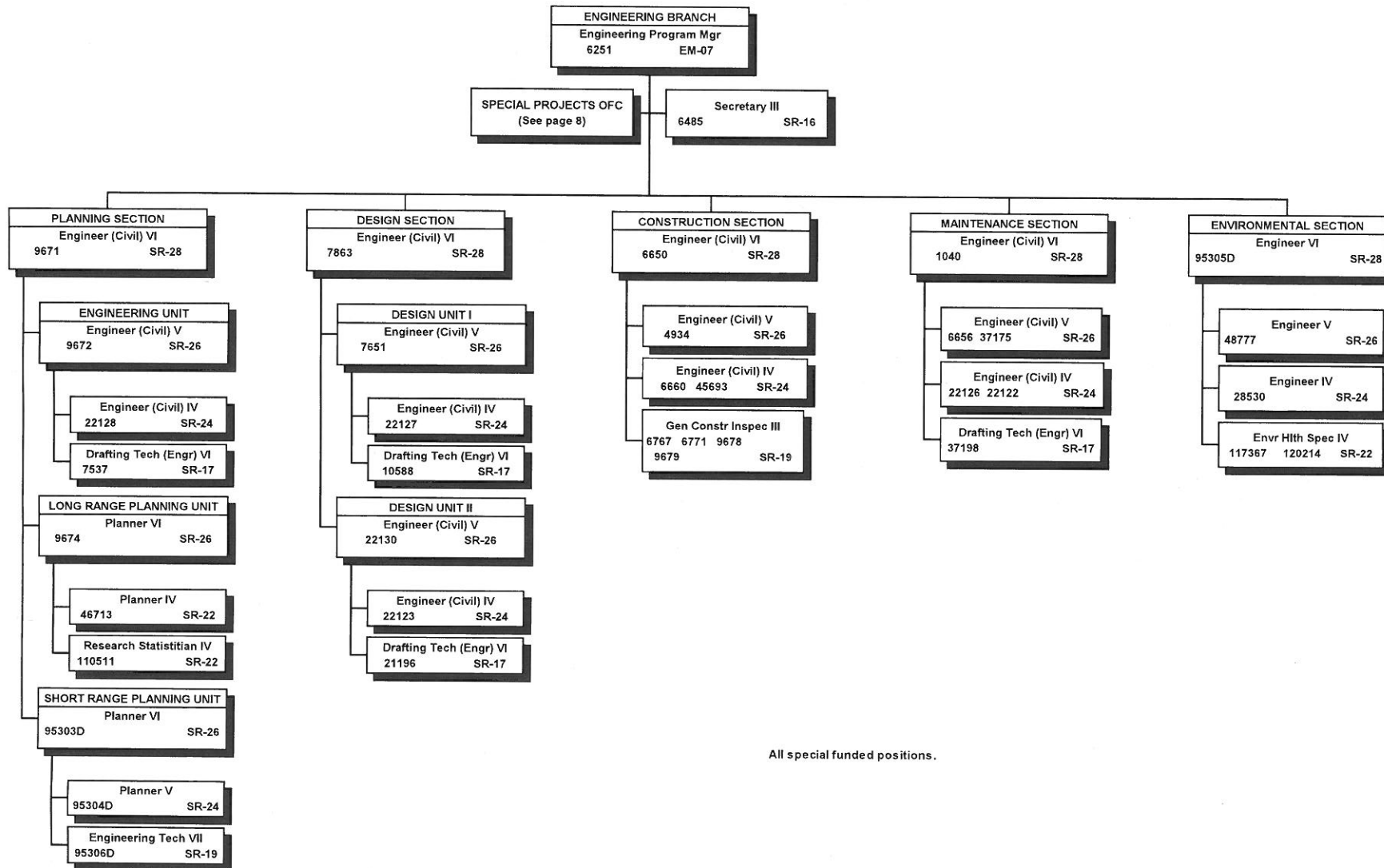
All special funded positions.

STATE OF HAWAII  
DEPARTMENT OF TRANSPORTATION  
HARBORS DIVISION  
ENGINEERING BRANCH  
ORGANIZATION CHART



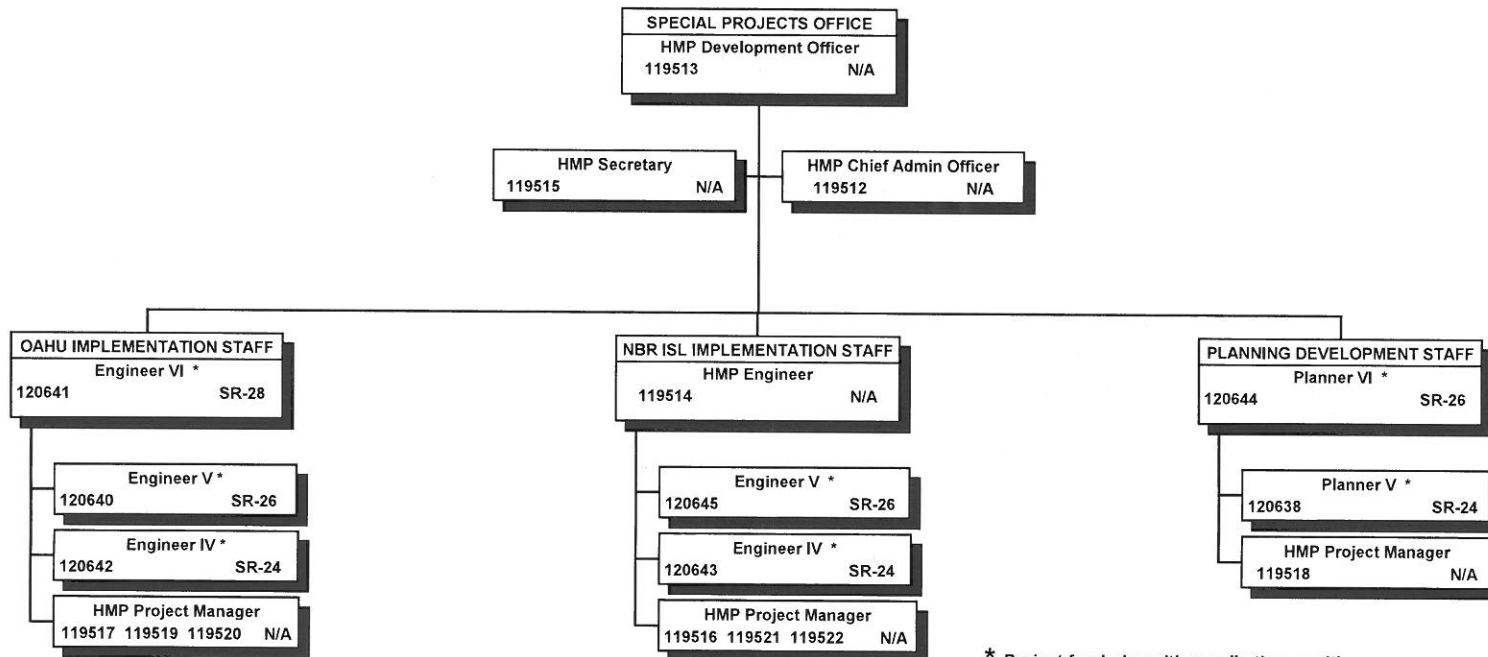
STATE OF HAWAII  
 DEPARTMENT OF TRANSPORTATION  
 HARBORS DIVISION  
 ENGINEERING BRANCH

POSITION ORGANIZATION CHART



All special funded positions.

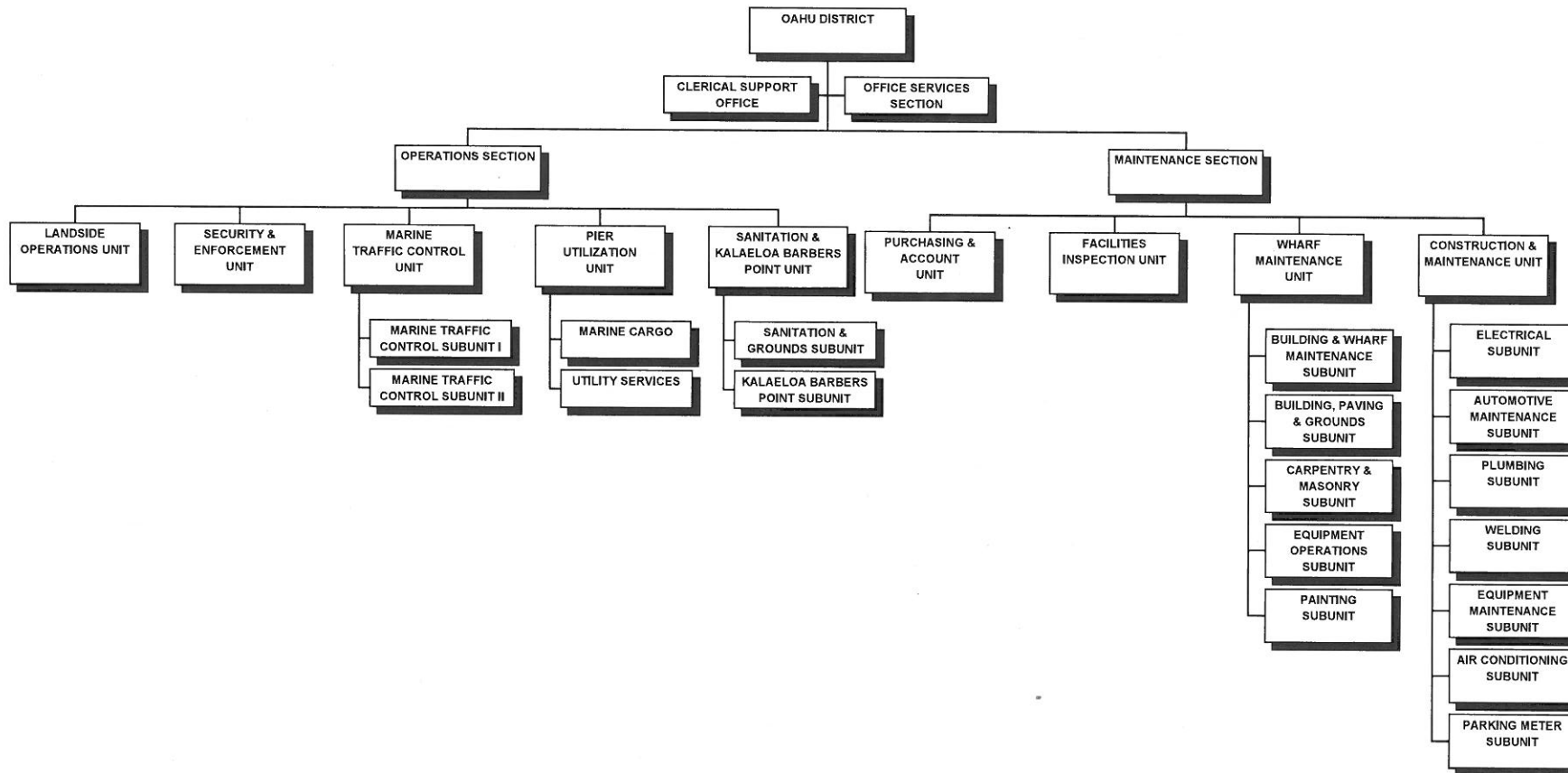
STATE OF HAWAII  
 DEPARTMENT OF TRANSPORTATION  
 HARBORS DIVISION  
 ENGINEERING BRANCH  
 SPECIAL PROJECTS OFFICE  
 POSITION ORGANIZATION CHART



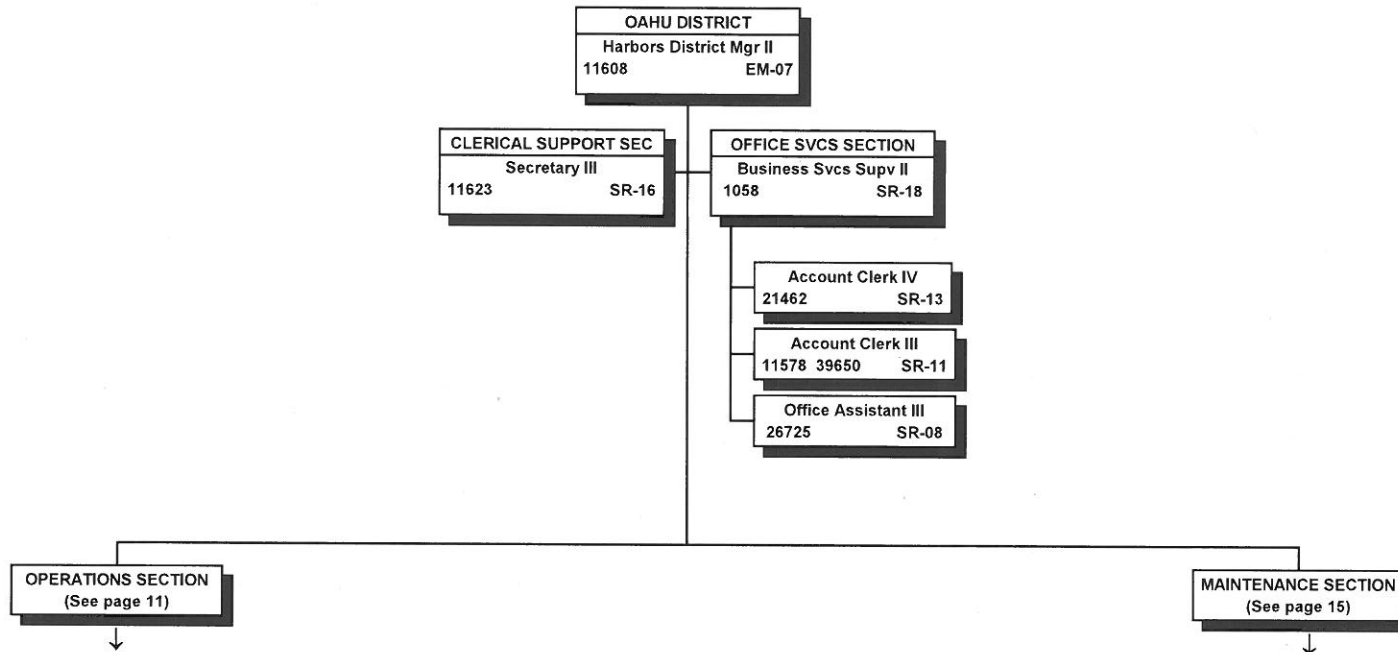
\* Project funded positions; all other positions are exempt NTE 6/30/15.

STATE OF HAWAII  
 DEPARTMENT OF TRANSPORTATION  
 HARBOURS DIVISION  
 OAHU DISTRICT

ORGANIZATION CHART

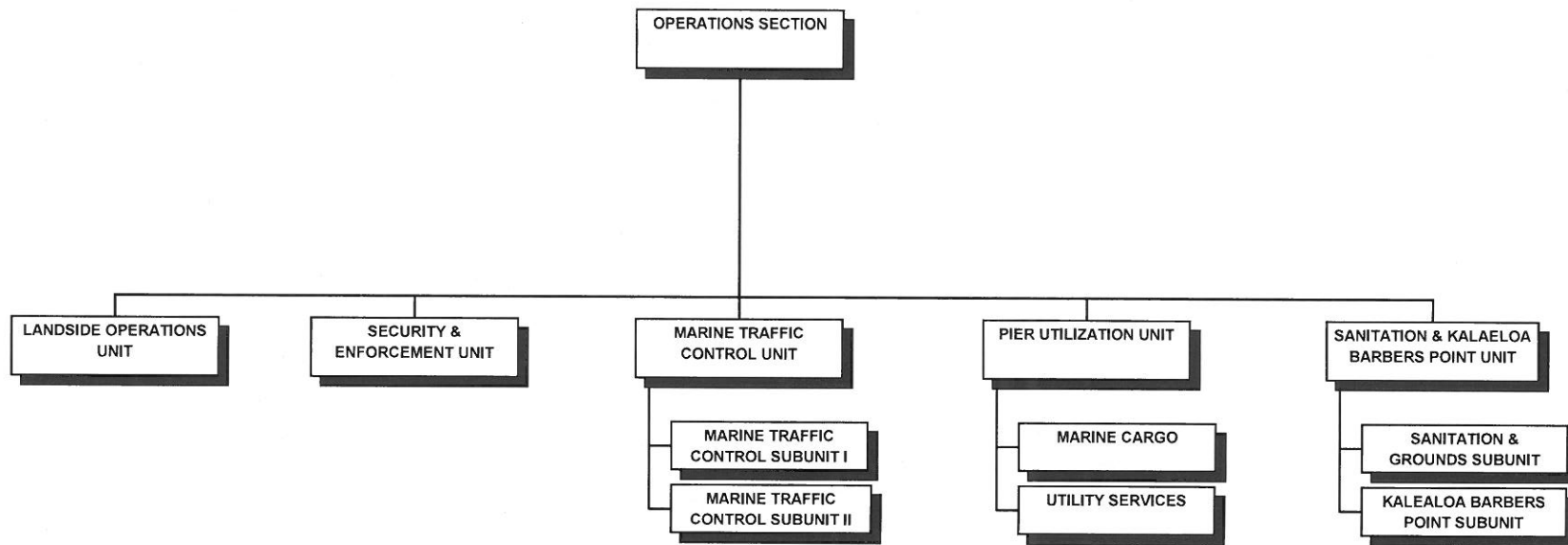


STATE OF HAWAII  
 DEPARTMENT OF TRANSPORTATION  
 HARBORS DIVISION  
 OAHU DISTRICT  
 POSITION ORGANIZATION CHART

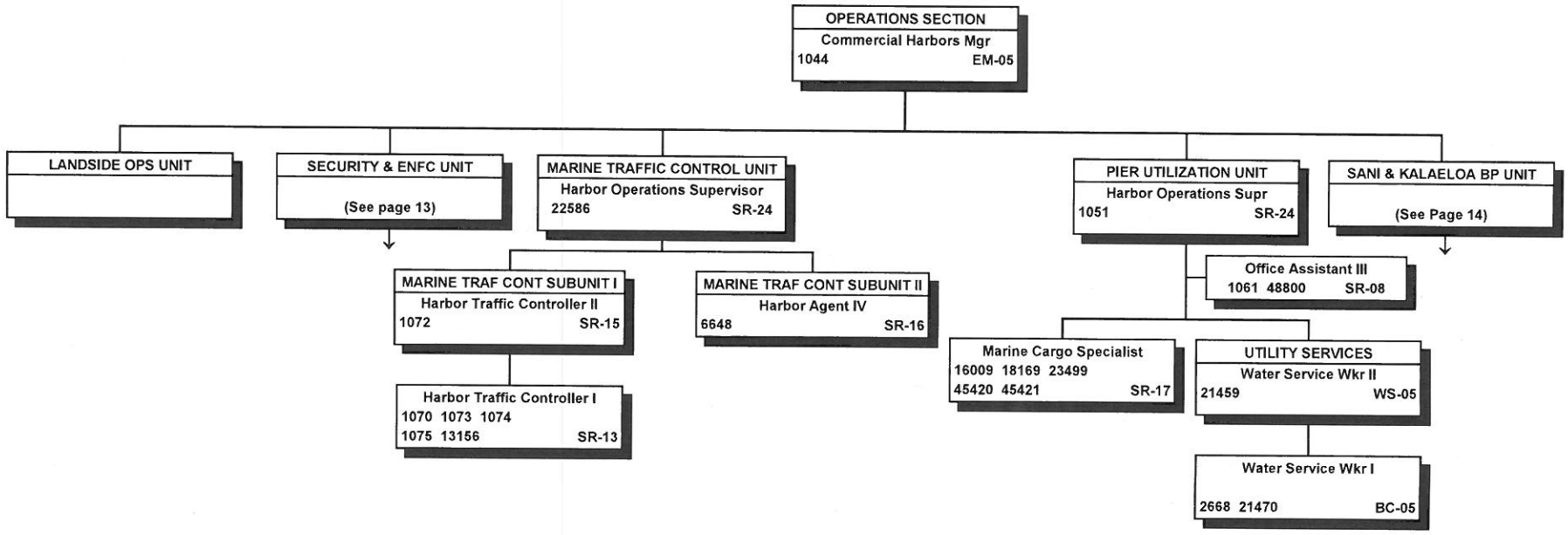


All special funded positions.

STATE OF HAWAII  
DEPARTMENT OF TRANSPORTATION  
HARBORS DIVISION  
OAHU DISTRICT  
OPERATIONS SECTION  
ORGANIZATION CHART



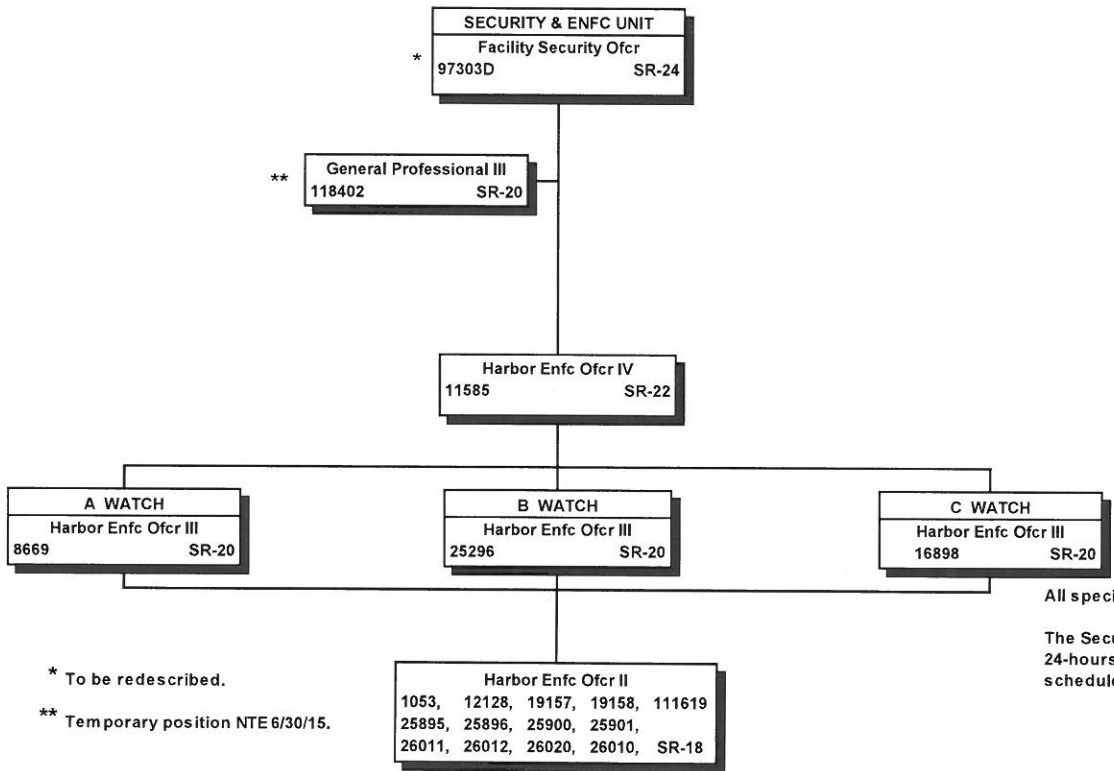
STATE OF HAWAII  
 DEPARTMENT OF TRANSPORTATION  
 HARBORS DIVISION  
 OAHU DISTRICT  
 OPERATIONS SECTION  
 POSITION ORGANIZATION CHART



All special funded positions.



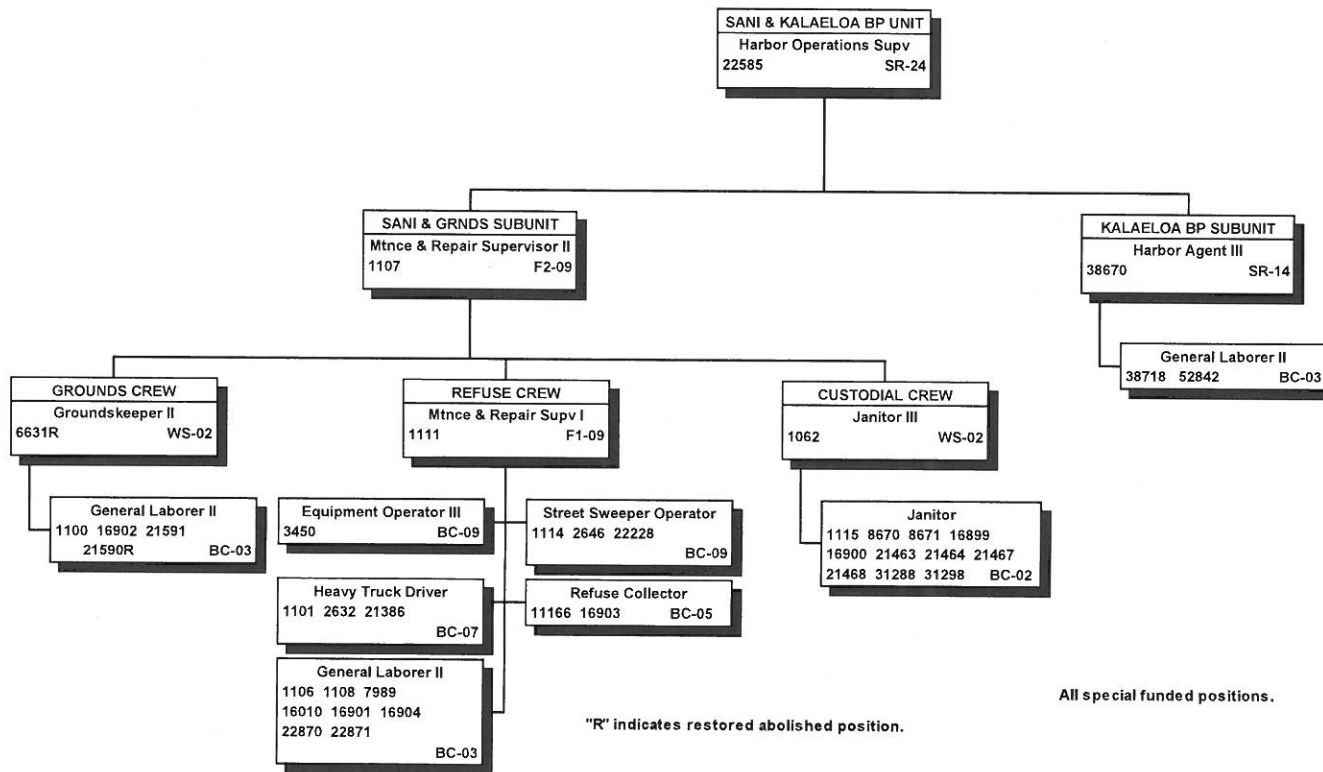
STATE OF HAWAII  
 DEPARTMENT OF TRANSPORTATION  
 HARBORS DIVISION  
 OAHU DISTRICT  
 OPERATIONS SECTION  
 SECURITY & ENFORCEMENT UNIT  
 POSITION ORGANIZATION CHART



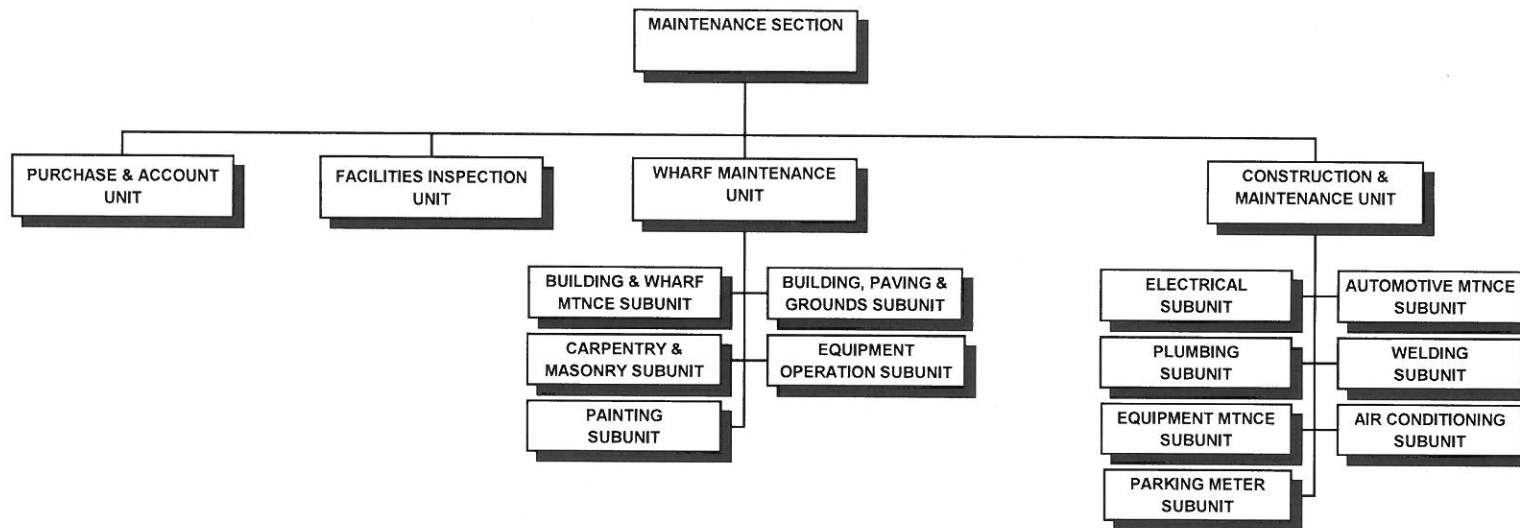
\* To be redescribed.  
 \*\* Temporary position NTE 6/30/15.

All special funded positions.  
 The Security & Enforcement Unit operates on a 24-hours-a-day, 3-shifts-a-day, 7-days-a-week, schedule in accordance with operational needs.

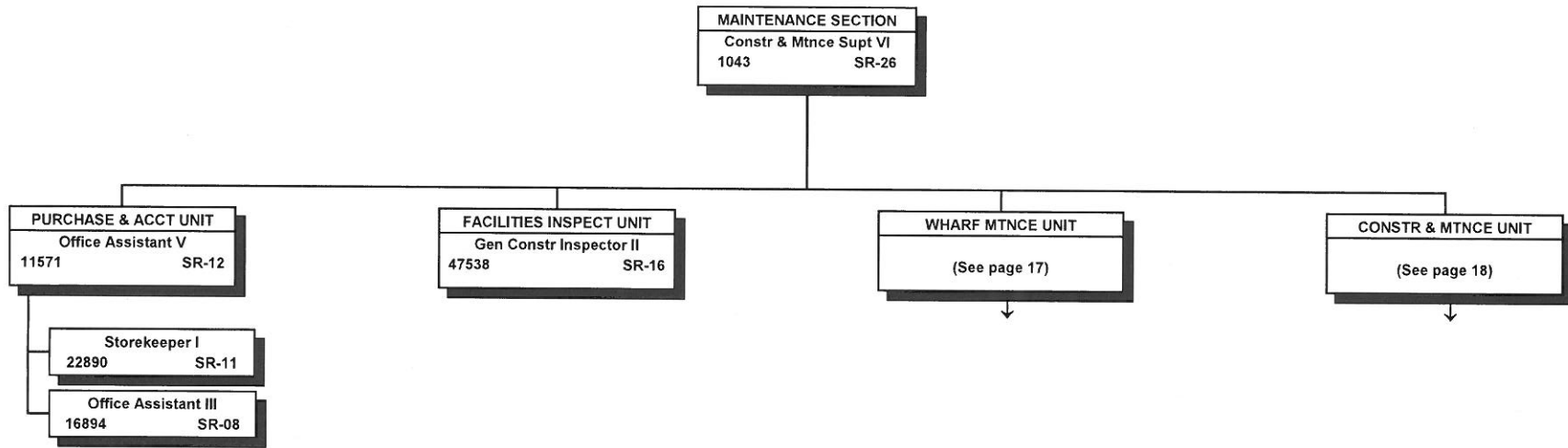
STATE OF HAWAII  
 DEPARTMENT OF TRANSPORTATION  
 HARBORS DIVISION  
 OAHU DISTRICT  
 OPERATIONS SECTION  
 SANITATION & KALAELOA BARBERS POINT UNIT  
 POSITION ORGANIZATION CHART



STATE OF HAWAII  
DEPARTMENT OF TRANSPORTATION  
HARBORS DIVISION  
OAHU DISTRICT  
MAINTENANCE SECTION  
ORGANIZATION CHART

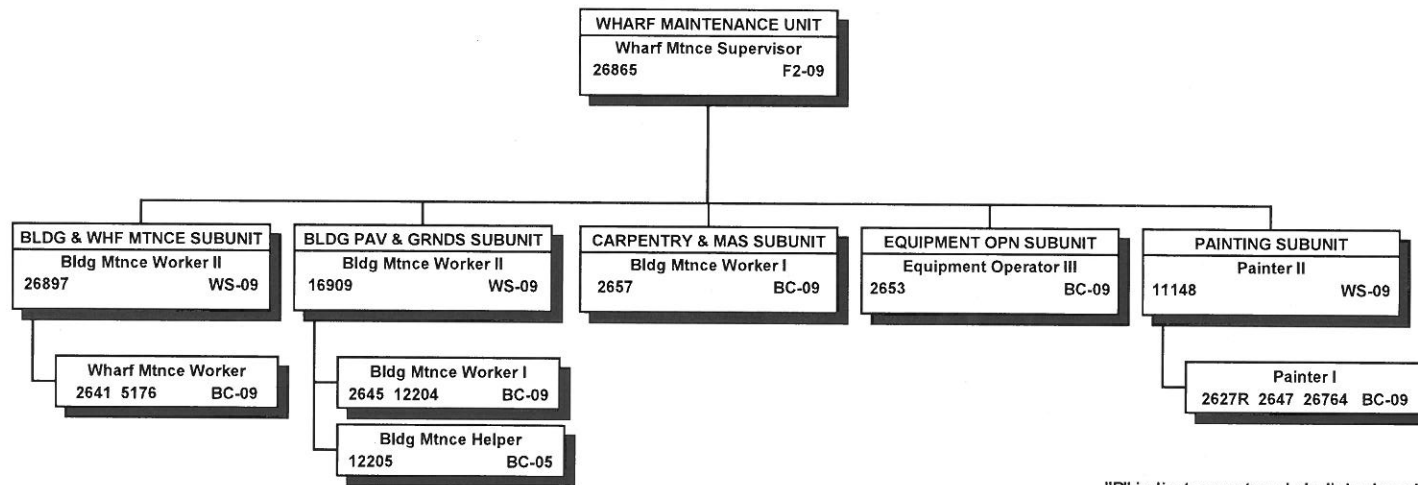


STATE OF HAWAII  
DEPARTMENT OF TRANSPORTATION  
HARBORS DIVISION  
OAHU DISTRICT  
MAINTENANCE SECTION  
ORGANIZATION CHART



All special funded positions.

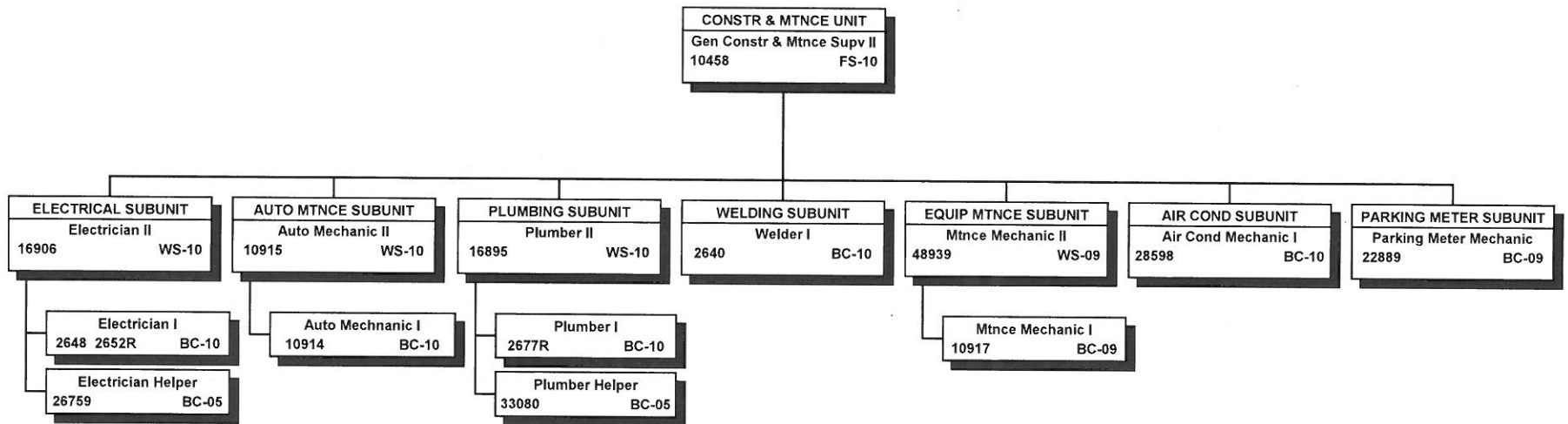
STATE OF HAWAII  
 DEPARTMENT OF TRANSPORTATION  
 HARBORS DIVISION  
 OAHU DISTRICT  
 MAINTENANCE SECTION  
 POSITION ORGANIZATION CHART



"R" indicates restored abolished position.

All special funded positions.

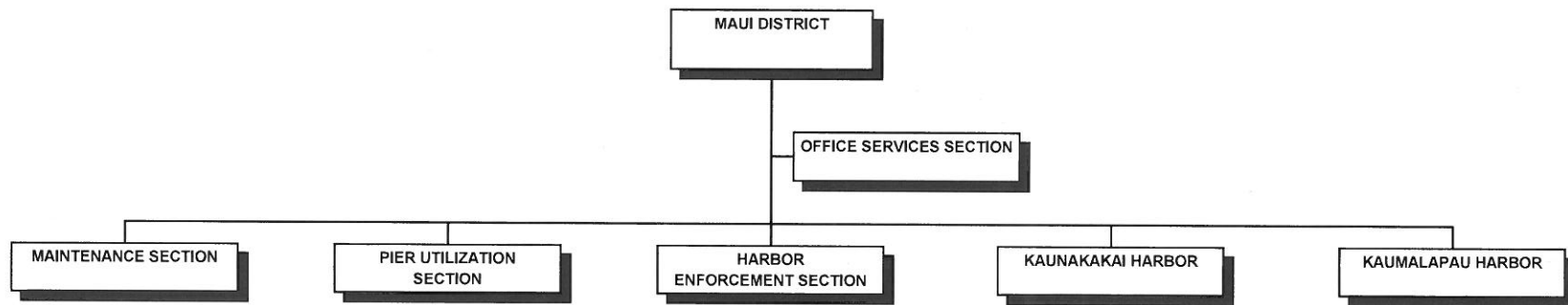
STATE OF HAWAII  
 DEPARTMENT OF TRANSPORTATION  
 HARBORS DIVISION  
 OAHU DISTRICT  
 MAINTENANCE SECTION  
 CONSTRUCTION & MAINTENANCE UNIT  
 POSITION ORGANIZATION CHART



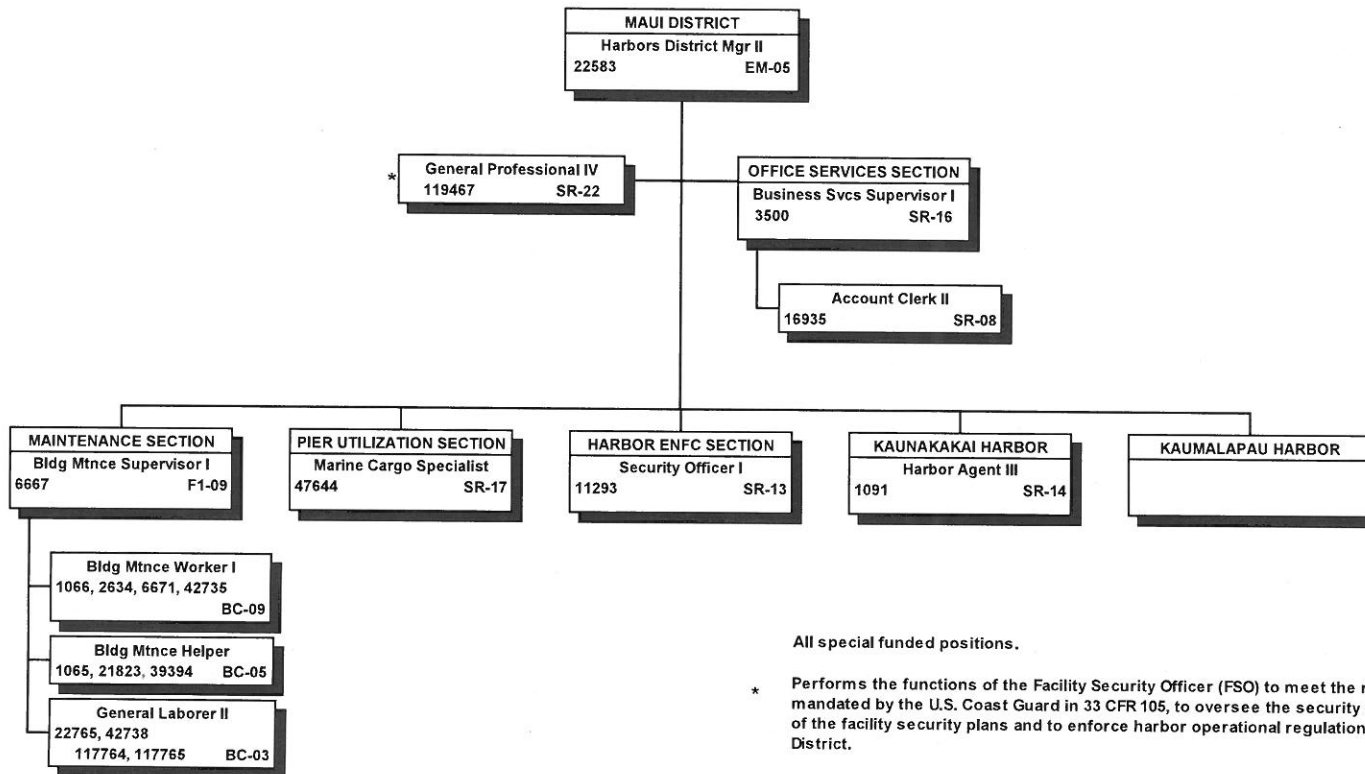
"R" indicates restored abolished position.

All special funded positions.

STATE OF HAWAII  
DEPARTMENT OF TRANSPORTATION  
HARBORS DIVISION  
MAUI DISTRICT  
ORGANIZATION CHART



STATE OF HAWAII  
 DEPARTMENT OF TRANSPORTATION  
 HARBORS DIVISION  
 MAUI DISTRICT  
 POSTION ORGANIZATION CHART



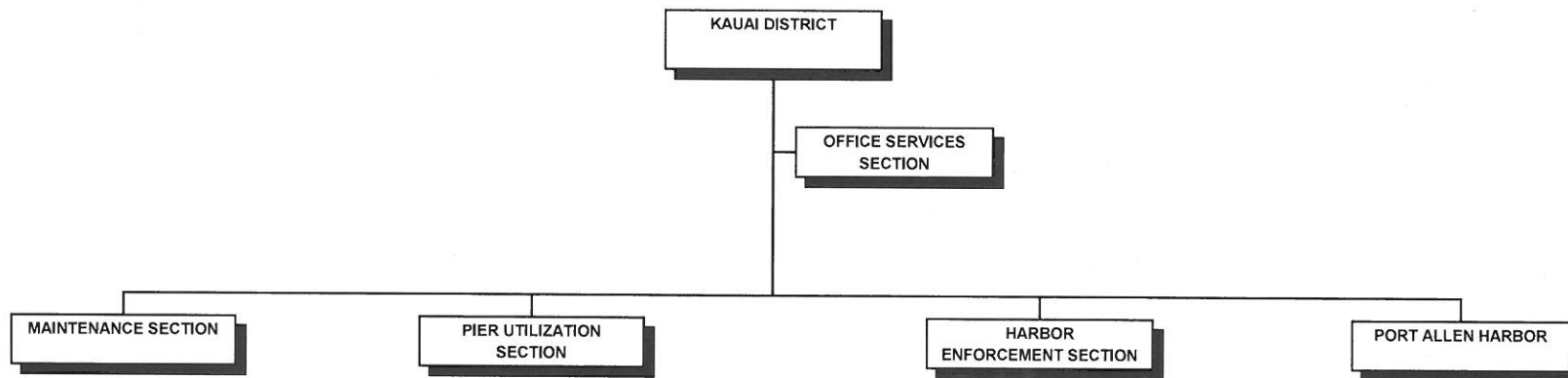
All special funded positions.

\* Performs the functions of the Facility Security Officer (FSO) to meet the requirements mandated by the U.S. Coast Guard in 33 CFR 105, to oversee the security requirements of the facility security plans and to enforce harbor operational regulations for Maui District.

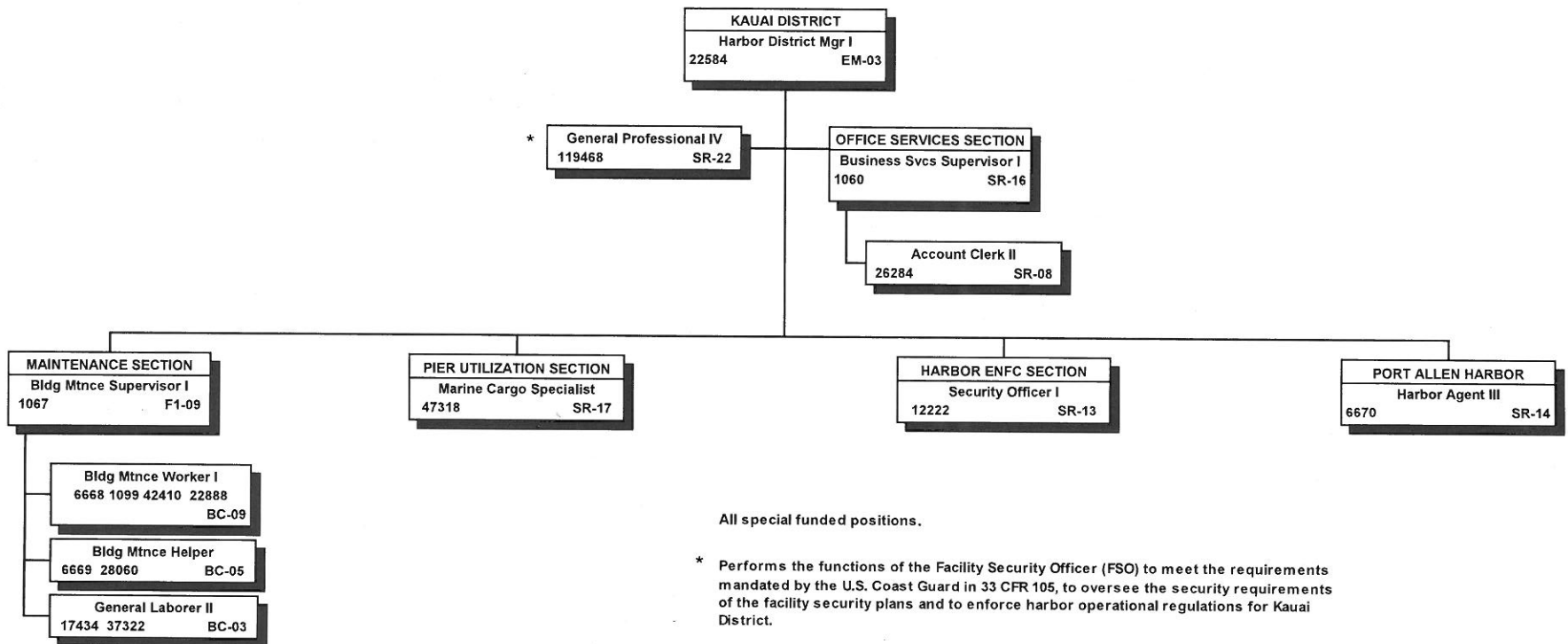


STATE OF HAWAII  
DEPARTMENT OF TRANSPORTATION  
HARBORS DIVISION  
KAUAI DISTRICT

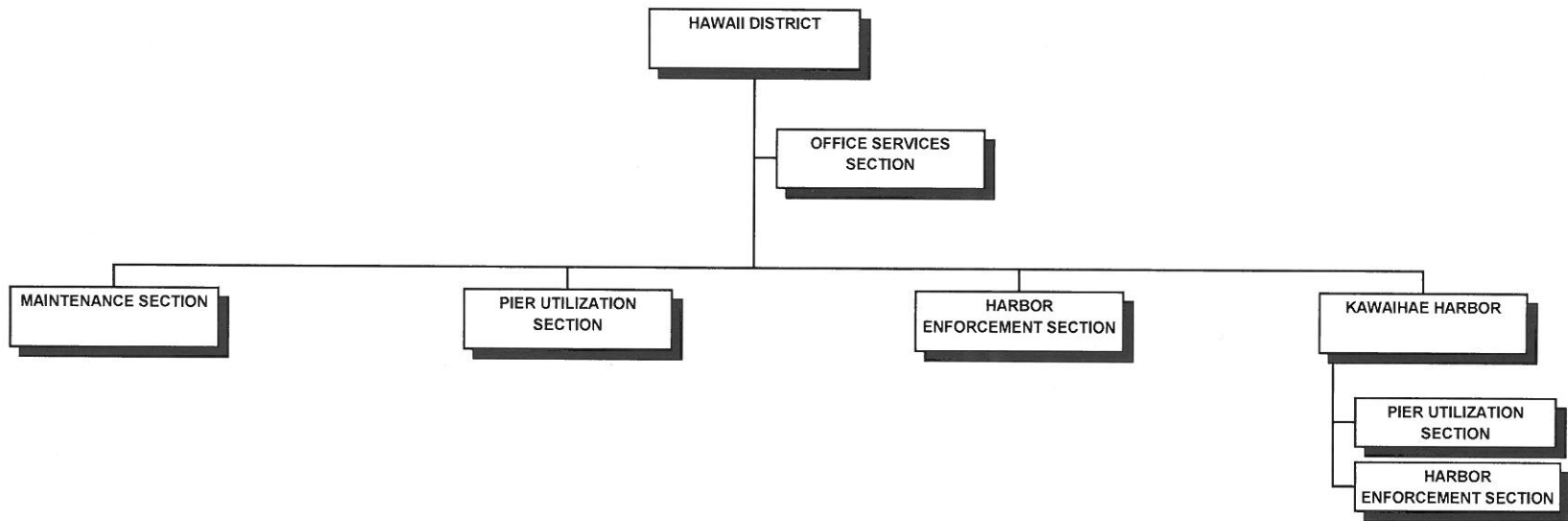
ORGANIZATION CHART



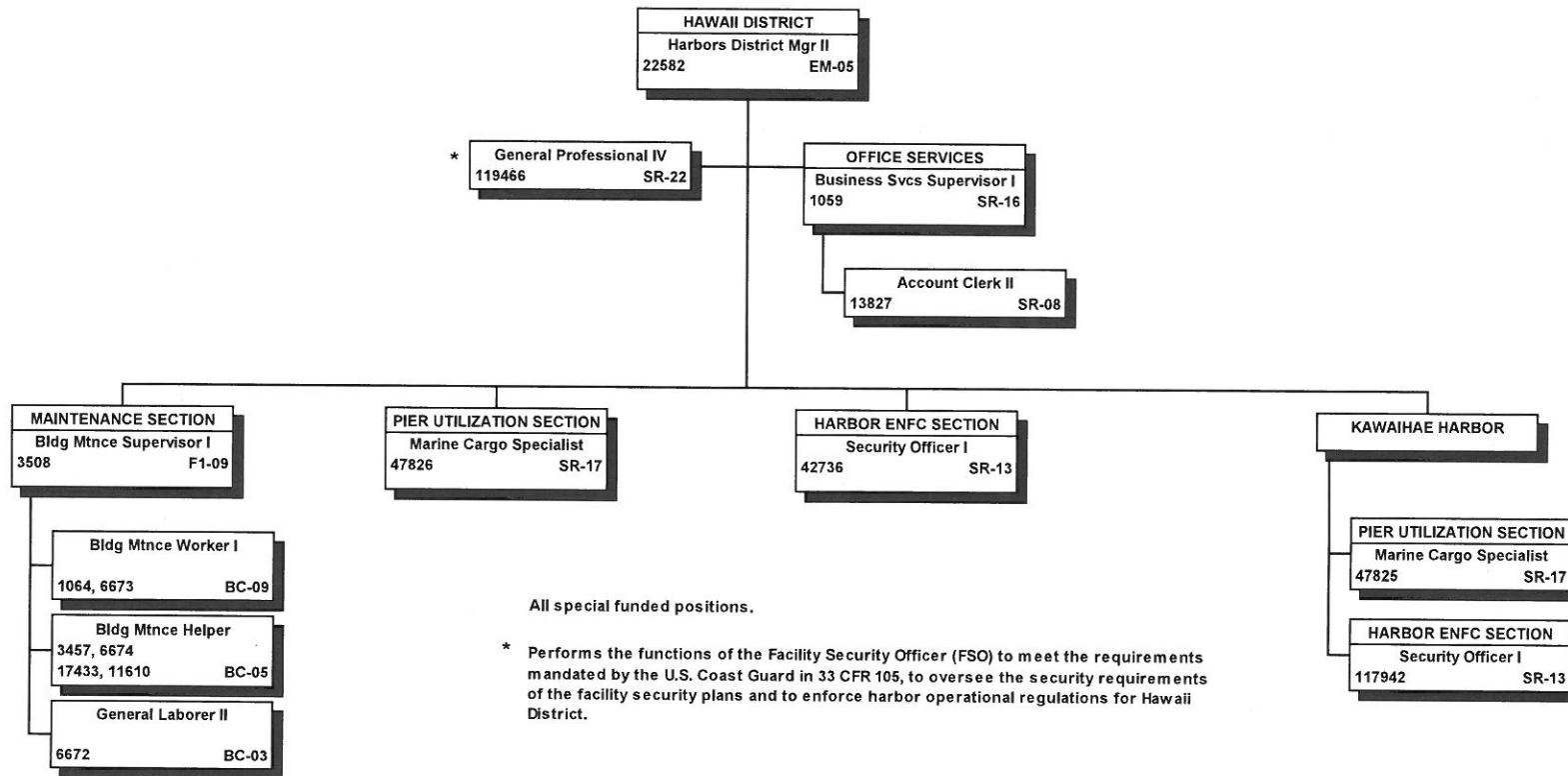
STATE OF HAWAII  
 DEPARTMENT OF TRANSPORTATION  
 HARBORS DIVISION  
 KAUAI DISTRICT  
 POSITION ORGANIZATION CHART



STATE OF HAWAII  
DEPARTMENT OF TRANSPORTATION  
HARBORS DIVISION  
HAWAII DISTRICT  
ORGANIZATION CHART



STATE OF HAWAII  
 DEPARTMENT OF TRANSPORTATION  
 HARBORS DIVISION  
 HAWAII DISTRICT  
 POSITION ORGANIZATION CHART

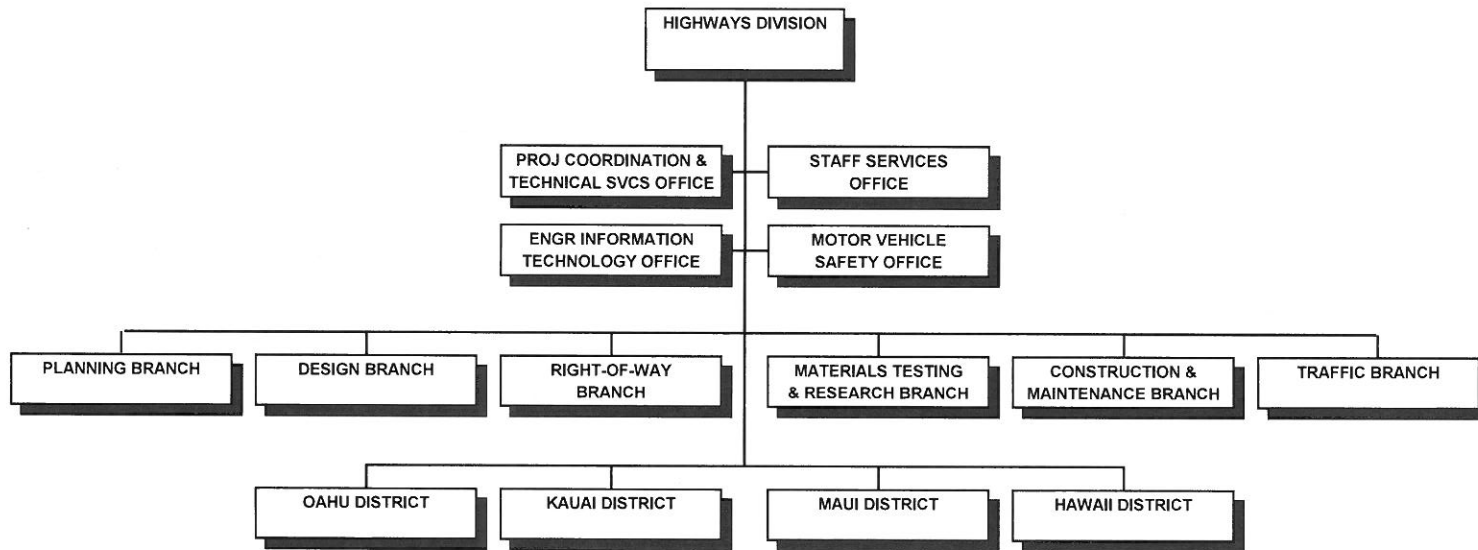


*STATE OF HAWAII  
DEPARTMENT OF TRANSPORTATION  
HIGHWAYS DIVISION*

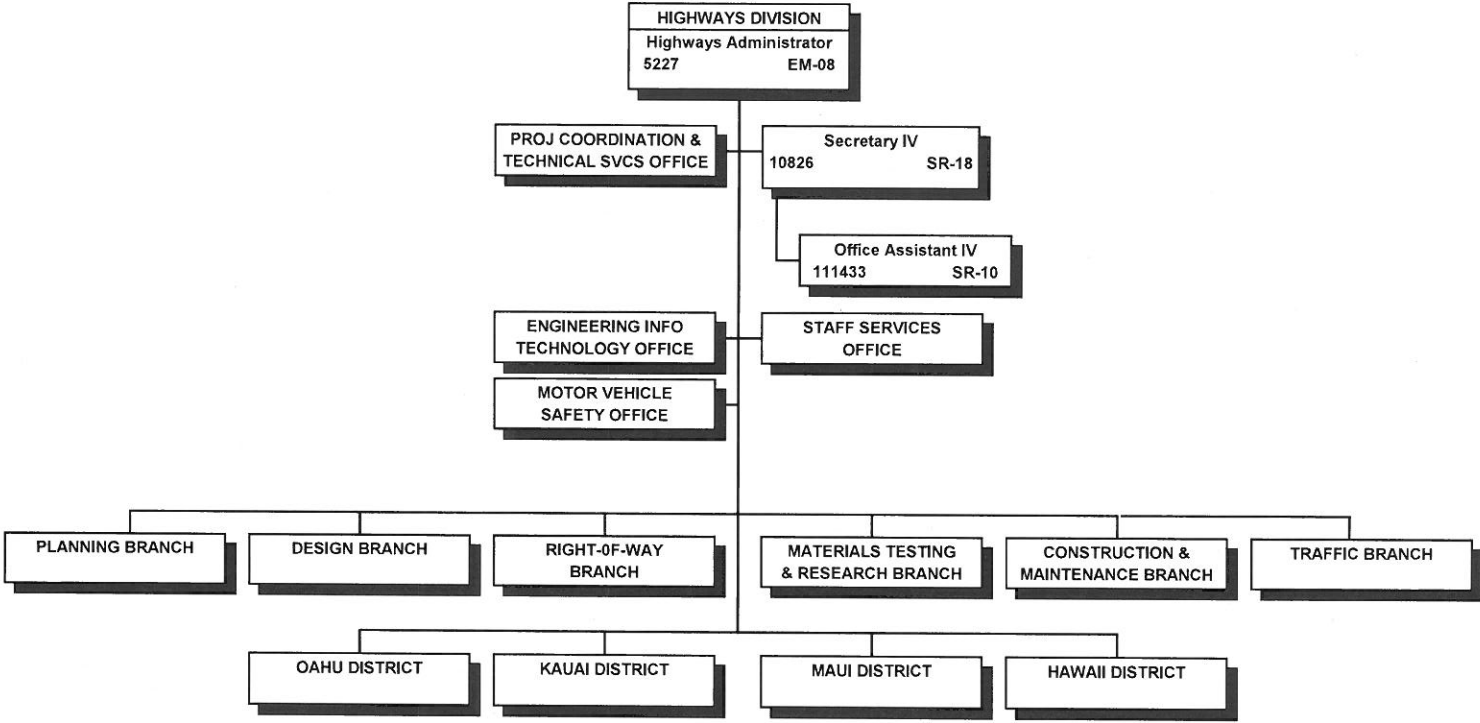
***ORGANIZATION CHARTS***

*11/30/2014  
LEGISLATIVE UPDATE*

STATE OF HAWAII  
DEPARTMENT OF TRANSPORTATION  
HIGHWAYS DIVISION  
ORGANIZATION CHART

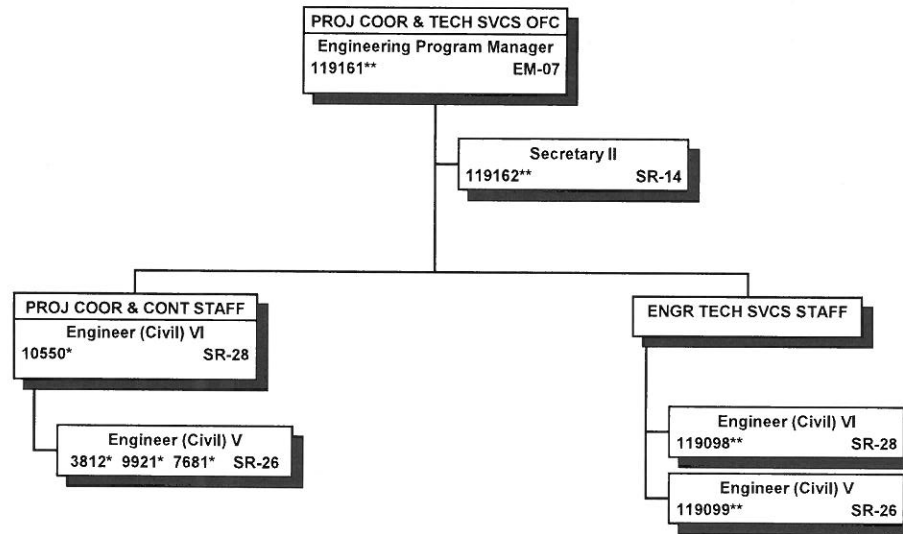


STATE OF HAWAII  
 DEPARTMENT OF TRANSPORTATION  
 HIGHWAYS DIVISION  
 POSITION ORGANIZATION CHART



All special funded positions.

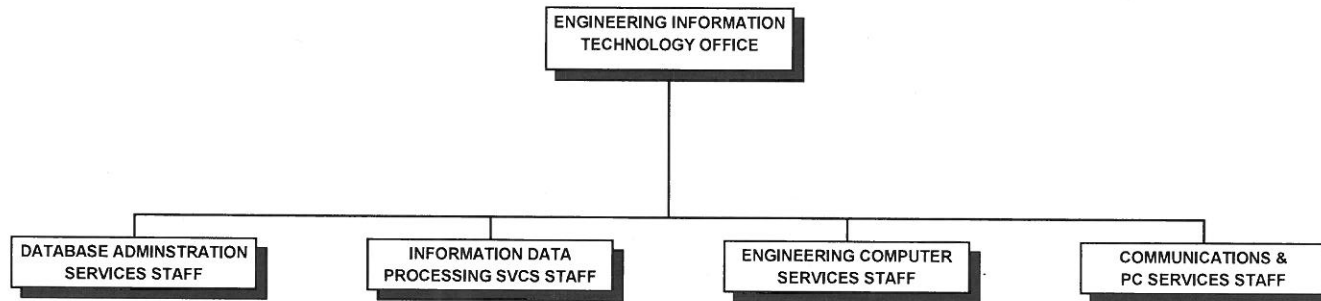
STATE OF HAWAII  
 DEPARTMENT OF TRANSPORTATION  
 HIGHWAYS DIVISION  
 PROJECT COORDINATION & TECHNICAL SERVICES OFFICE  
 POSITION ORGANIZATION CHART



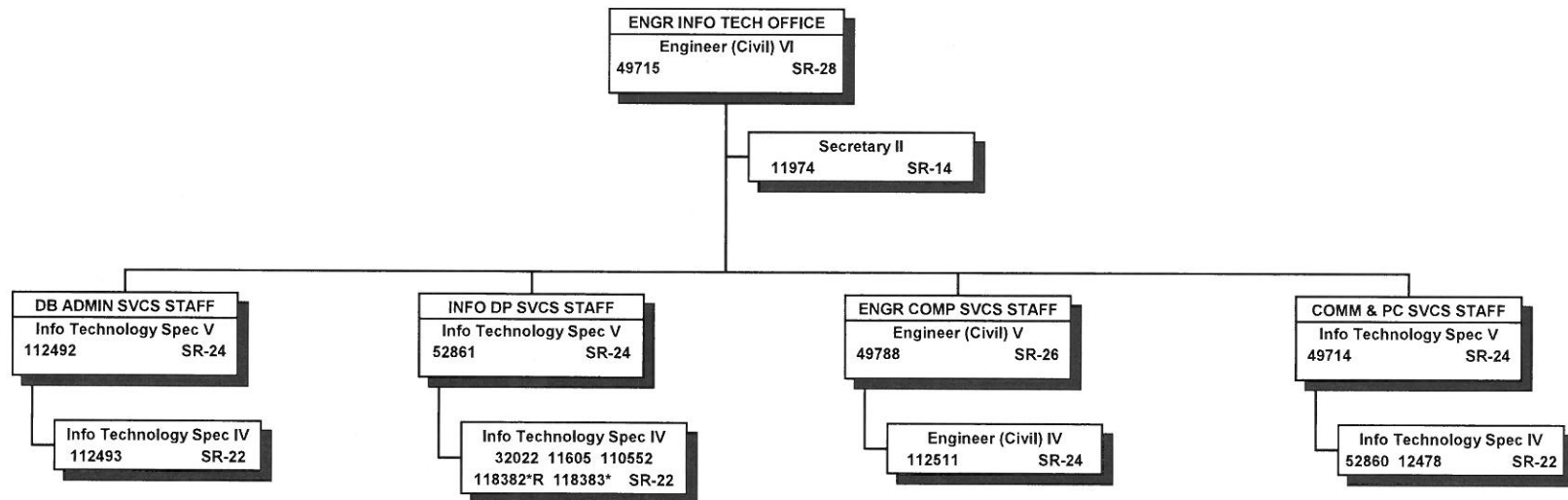
\* Project funded positions.  
 \*\* Special funded positionns.



STATE OF HAWAII  
DEPARTMENT OF TRANSPORTATION  
HIGHWAYS DIVISION  
ENGINEERING INFORMATION TECHNOLOGY OFFICE  
ORGANIZATION CHART



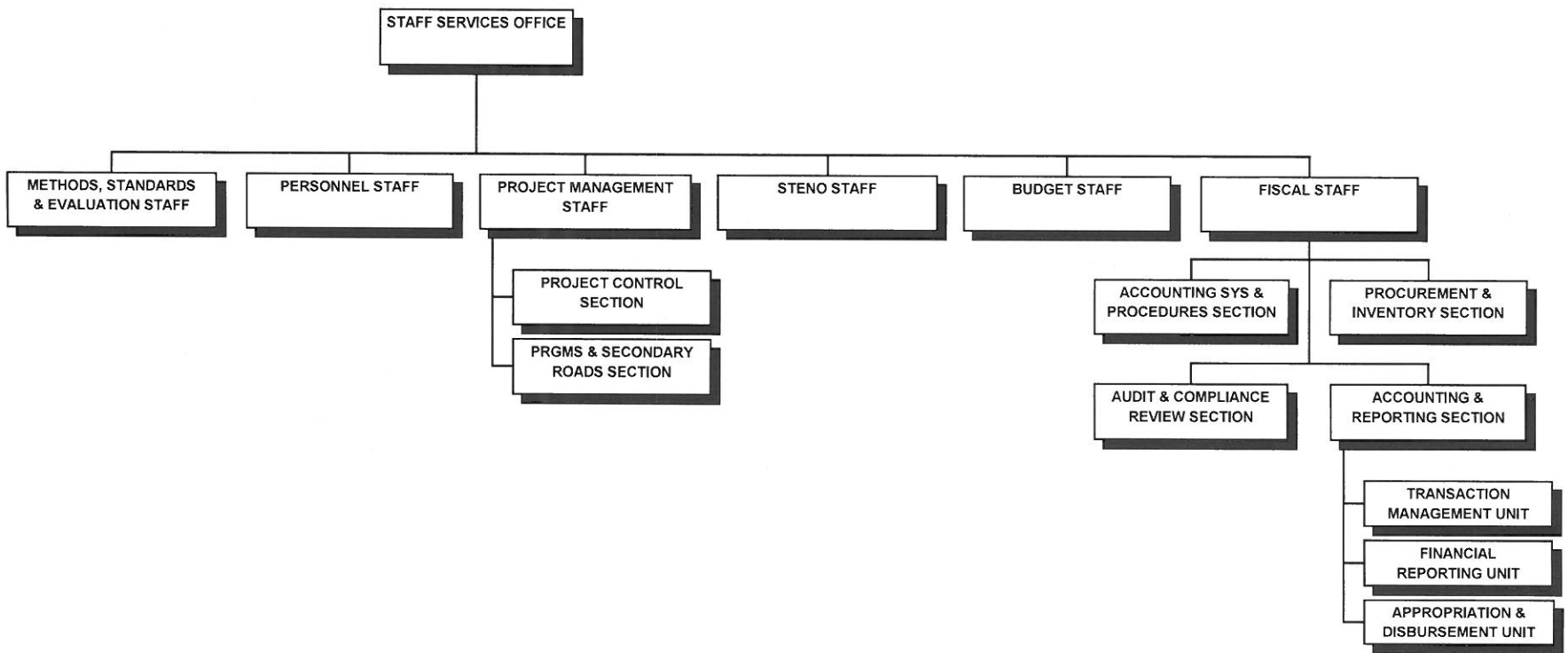
STATE OF HAWAII  
 DEPARTMENT OF TRANSPORTATION  
 HIGHWAYS DIVISION  
 ENGINEERING INFORMATION TECHNOLOGY OFFICE  
 POSITION ORGANIZATION CHART



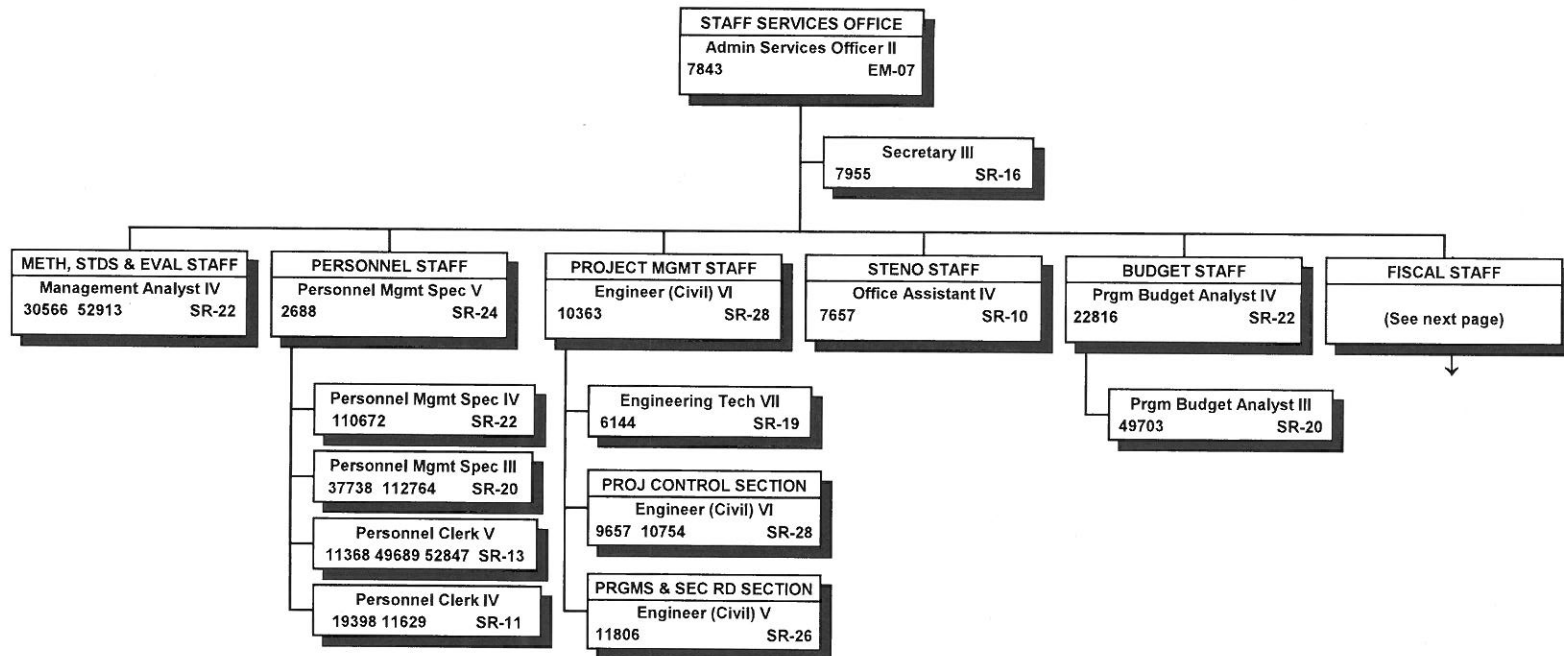
\* Temporary positions NTE 6/30/15--80% special funded, 20% federally funded. All other positions 100% special funded.

"R" indicates restored abolished position.

STATE OF HAWAII  
DEPARTMENT OF TRANSPORTATION  
HIGHWAYS DIVISION  
STAFF SERVICES OFFICE  
ORGANIZATION CHART



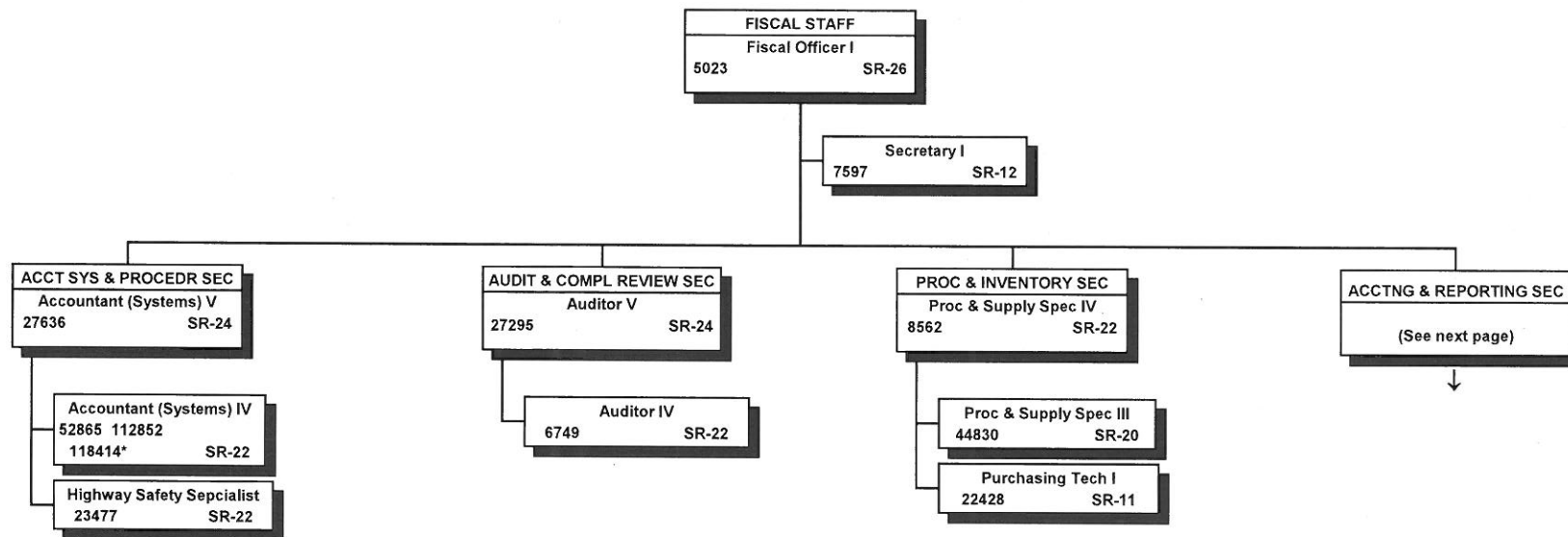
STATE OF HAWAII  
 DEPARTMENT OF TRANSPORTATION  
 HIGHWAYS DIVISION  
 STAFF SERVICES OFFICE  
 POSITION ORGANIZATION CHART



All special funded positions except Project Management Staff positions which are project funded.

STATE OF HAWAII  
 DEPARTMENT OF TRANSPORTATION  
 HIGHWAYS DIVISION  
 STAFF SERVICES OFFICE  
 FISCAL STAFF

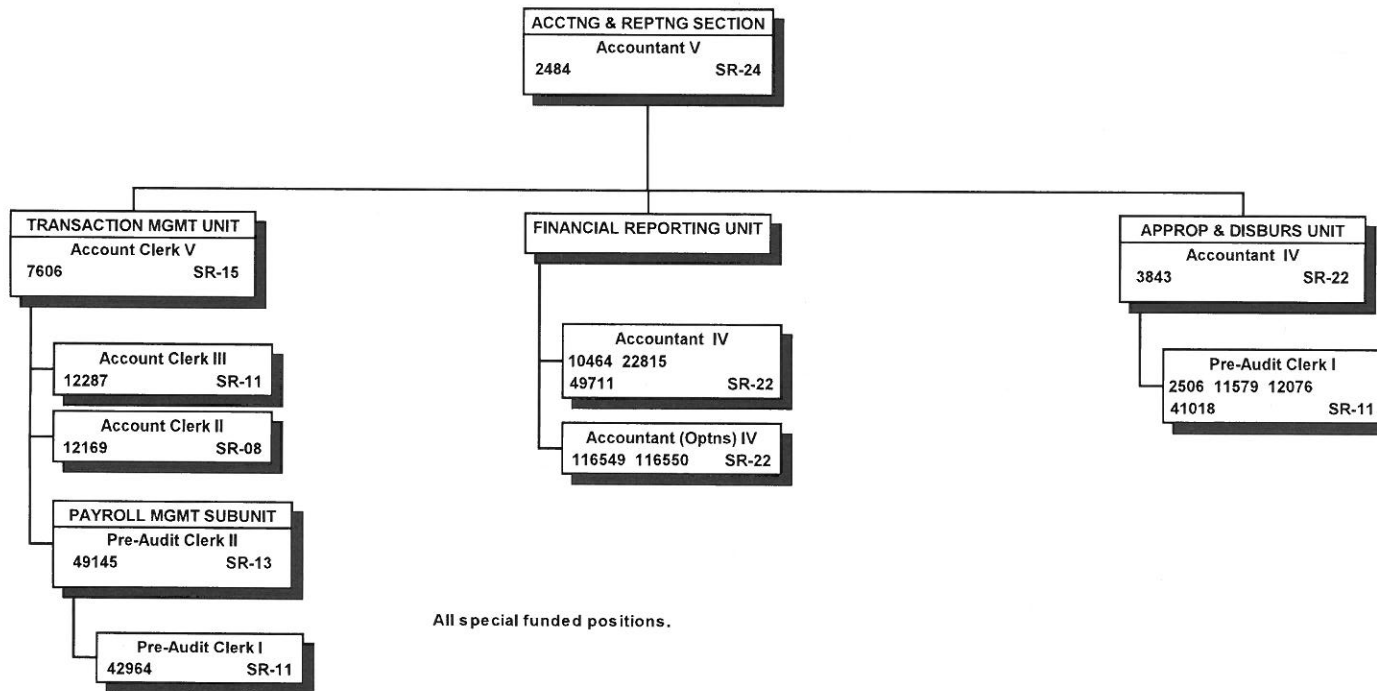
POSITION ORGANIZATION CHART



\* Temporary position NTE 6/30/15--80% special funded, 20% federally funded.

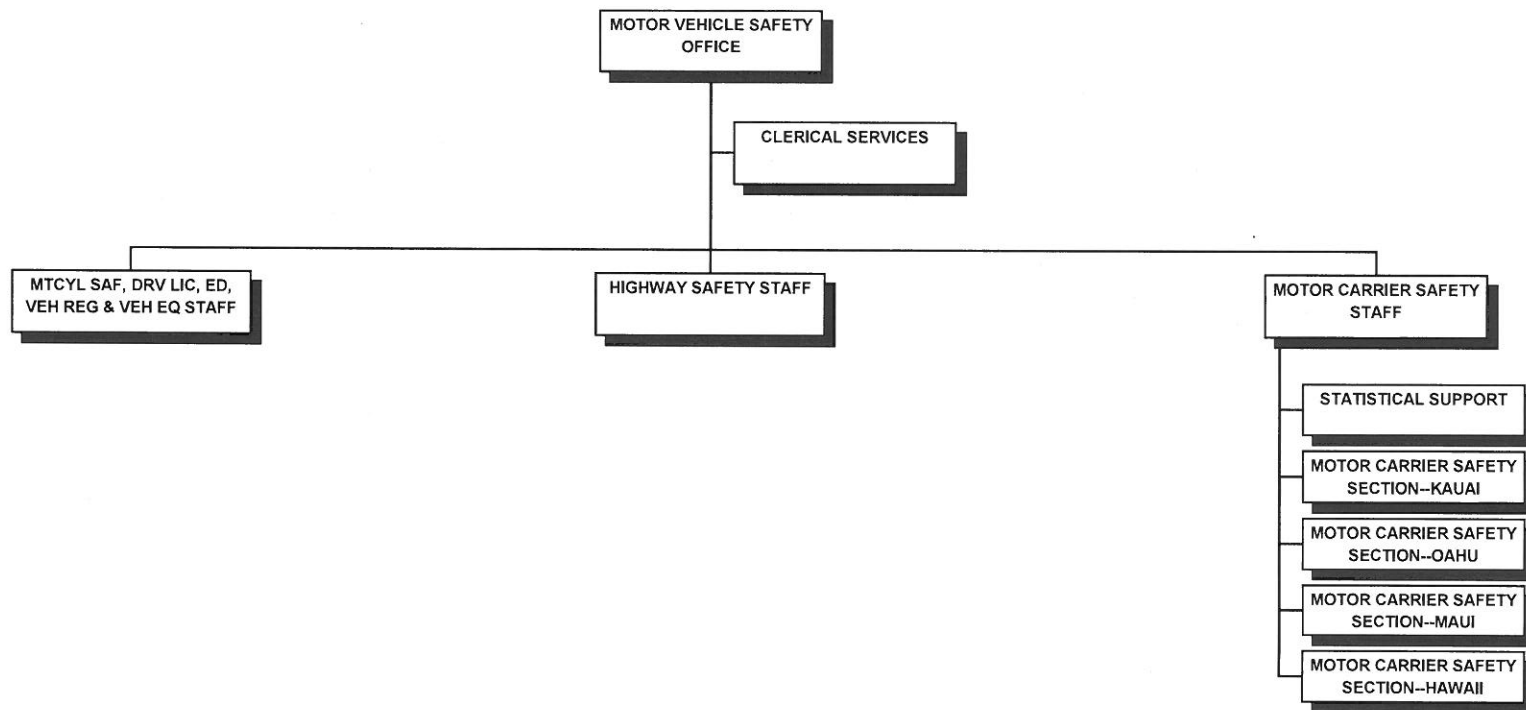
All other positions 100% special funded.

STATE OF HAWAII  
 DEPARTMENT OF TRANSPORTATION  
 HIGHWAYS DIVISION  
 STAFF SERVICES OFFICE  
 FISCAL STAFF  
 ACCOUNTING & REPORTING SECTION  
 POSITION ORGANIZATION CHART

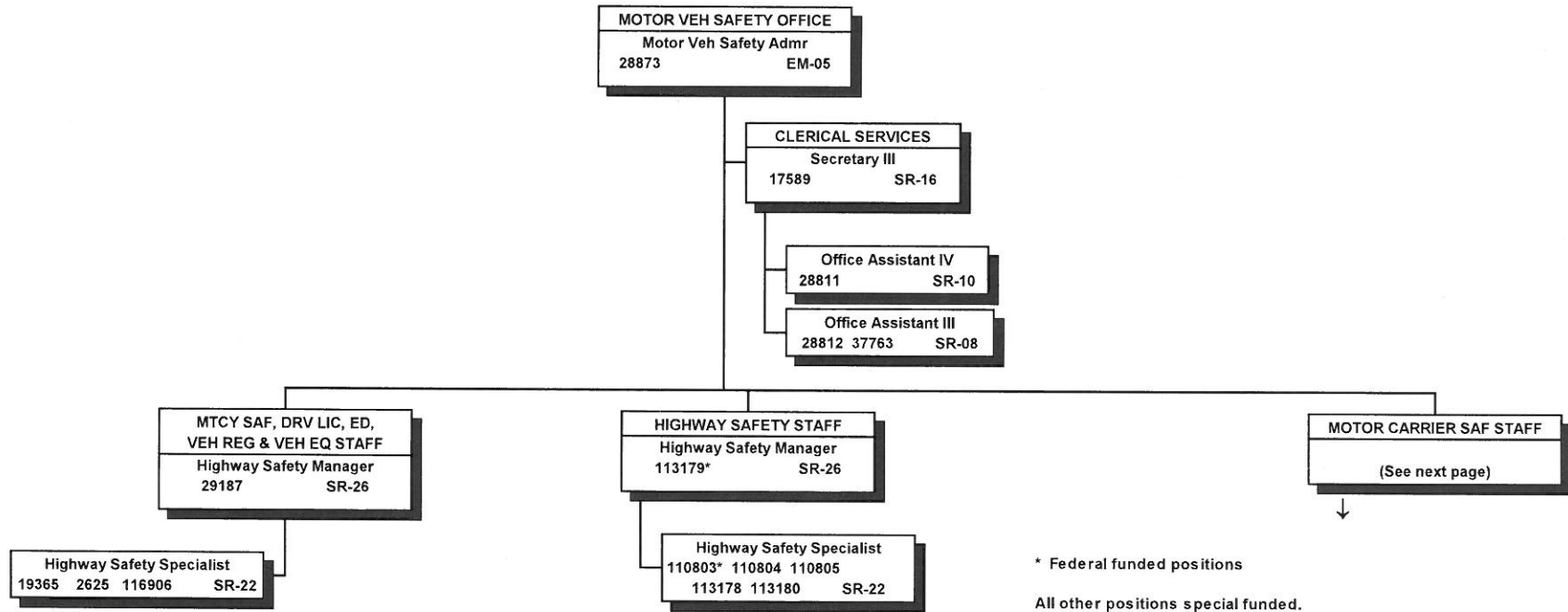


STATE OF HAWAII  
DEPARTMENT OF TRANSPORTATION  
HIGHWAYS DIVISION  
MOTOR VEHICLE SAFETY OFFICE

ORGANIZATION CHART

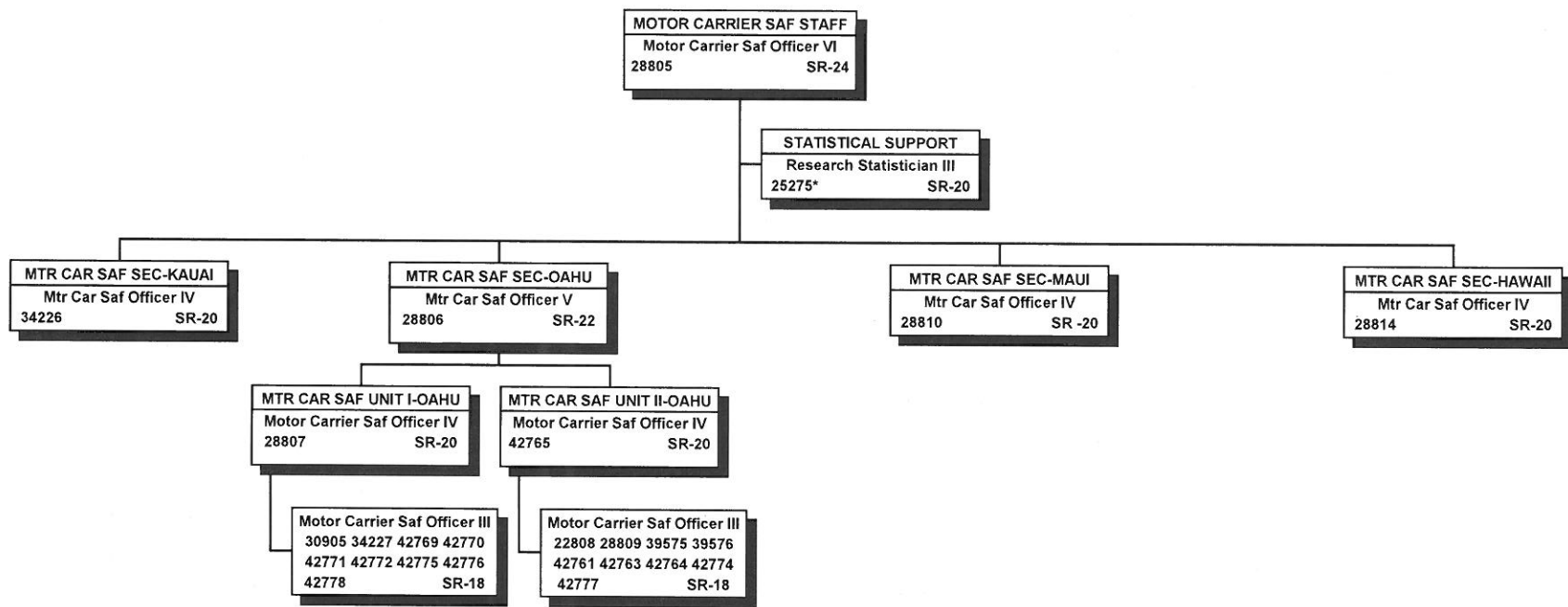


STATE OF HAWAII  
 DEPARTMENT OF TRANSPORTATION  
 HIGHWAYS DIVISION  
 MOTOR VEHICLE SAFETY OFFICE  
 POSITION ORGANIZATION CHART





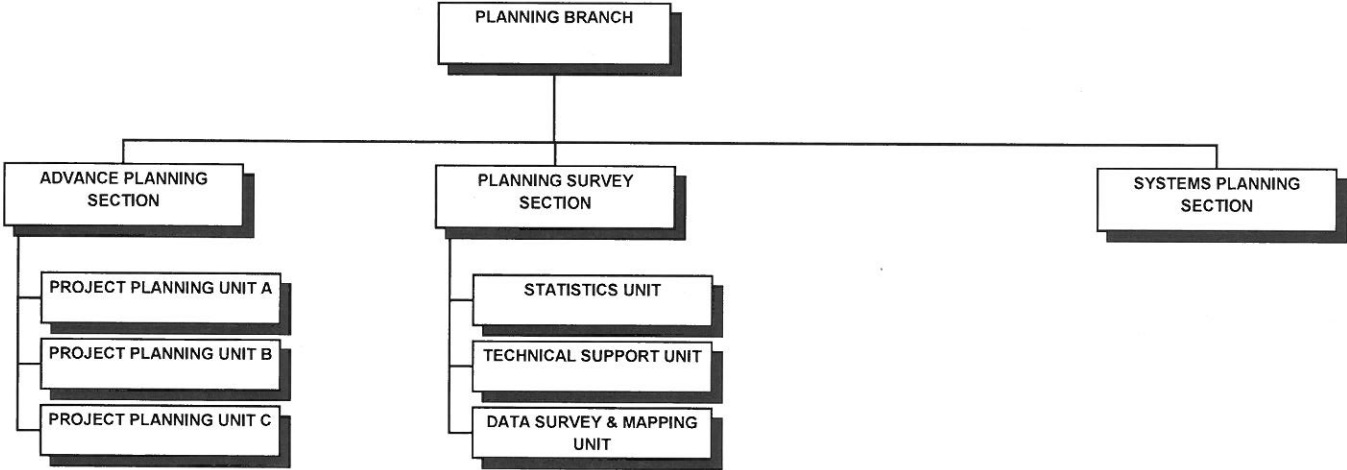
STATE OF HAWAII  
 DEPARTMENT OF TRANSPORTATION  
 HIGHWAYS DIVISION  
 MOTOR VEHICLE SAFETY OFFICE  
 MOTOR CARRIER SAFETY STAFF  
 POSITION ORGANIZATION CHART



\* 80% Federal Funded, 20% Special Funded position

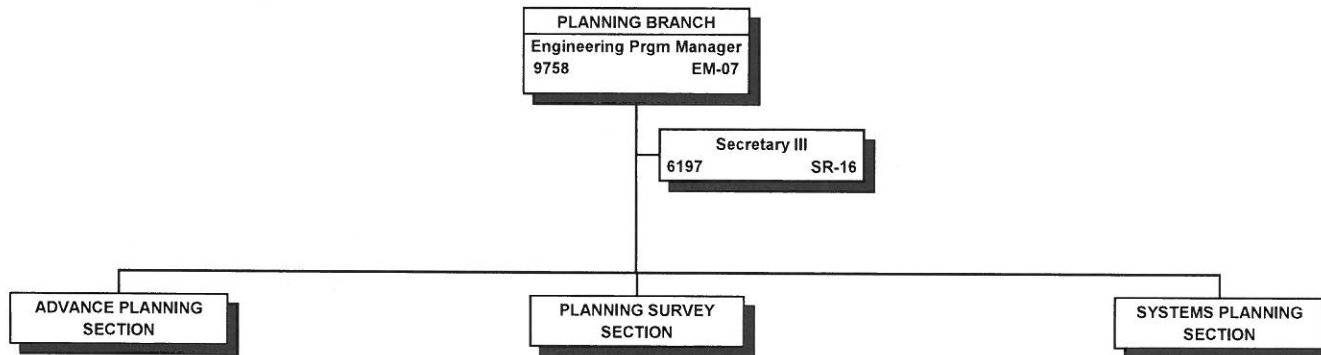
All other positions special funded.

STATE OF HAWAII  
DEPARTMENT OF TRANSPORTATION  
HIGHWAYS DIVISION  
PLANNING BRANCH  
ORGANIZATION CHART



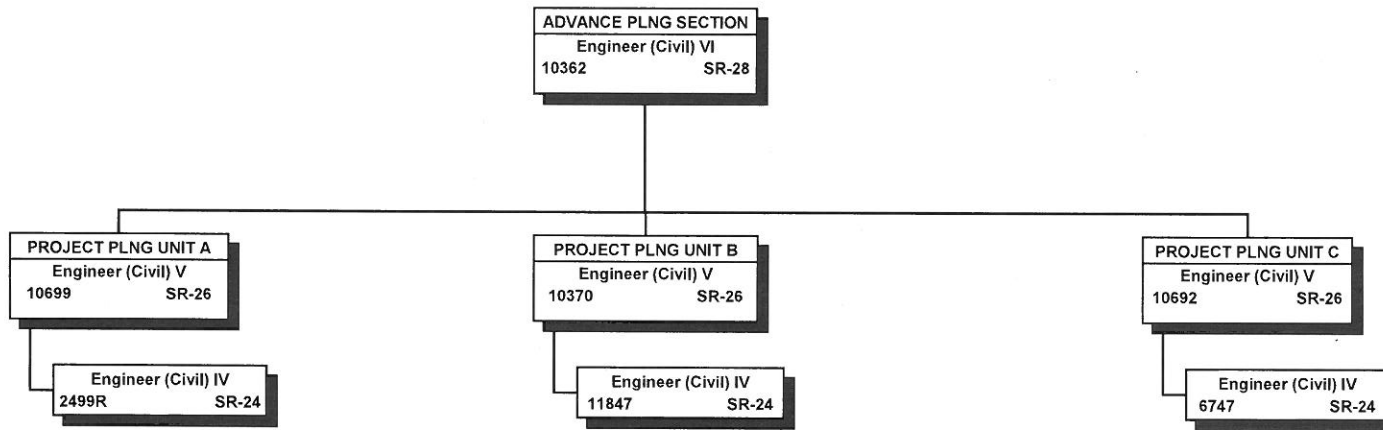
STATE OF HAWAII  
DEPARTMENT OF TRANSPORTATION  
HIGHWAYS DIVISION  
PLANNING BRANCH

POSITION ORGANIZATION CHART



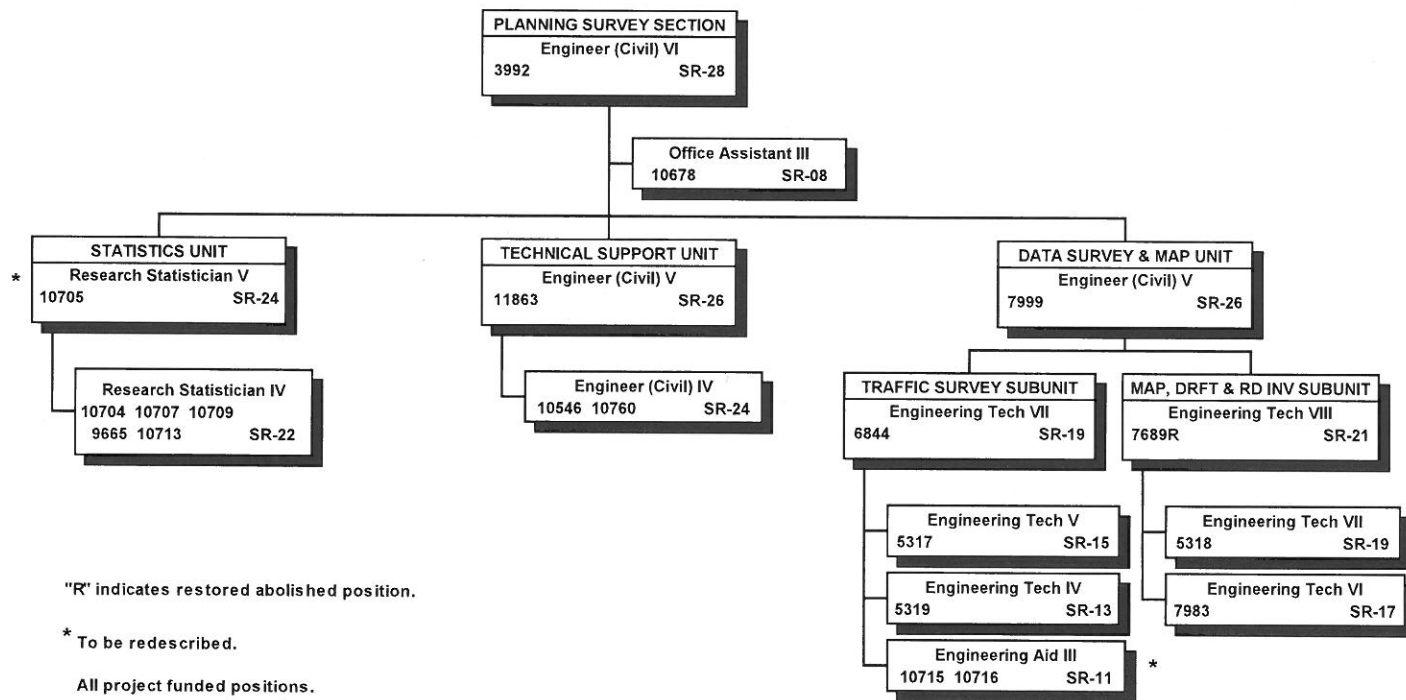
All project funded positions.

STATE OF HAWAII  
DEPARTMENT OF TRANSPORTATION  
HIGHWAYS DIVISION  
PLANNING BRANCH  
ADVANCE PLANNING SECTION  
POSITION ORGANIZATION CHART

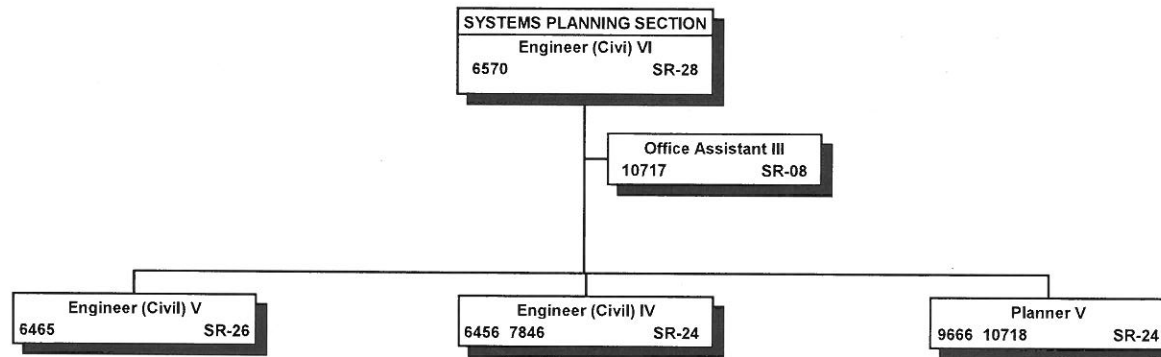


All project funded positions.  
"R" indicates restored abolished position.

STATE OF HAWAII  
 DEPARTMENT OF TRANSPORTATION  
 HIGHWAYS DIVISION  
 PLANNING BRANCH  
 PLANNING SURVEY SECTION  
 POSITION ORGANIZATION CHART



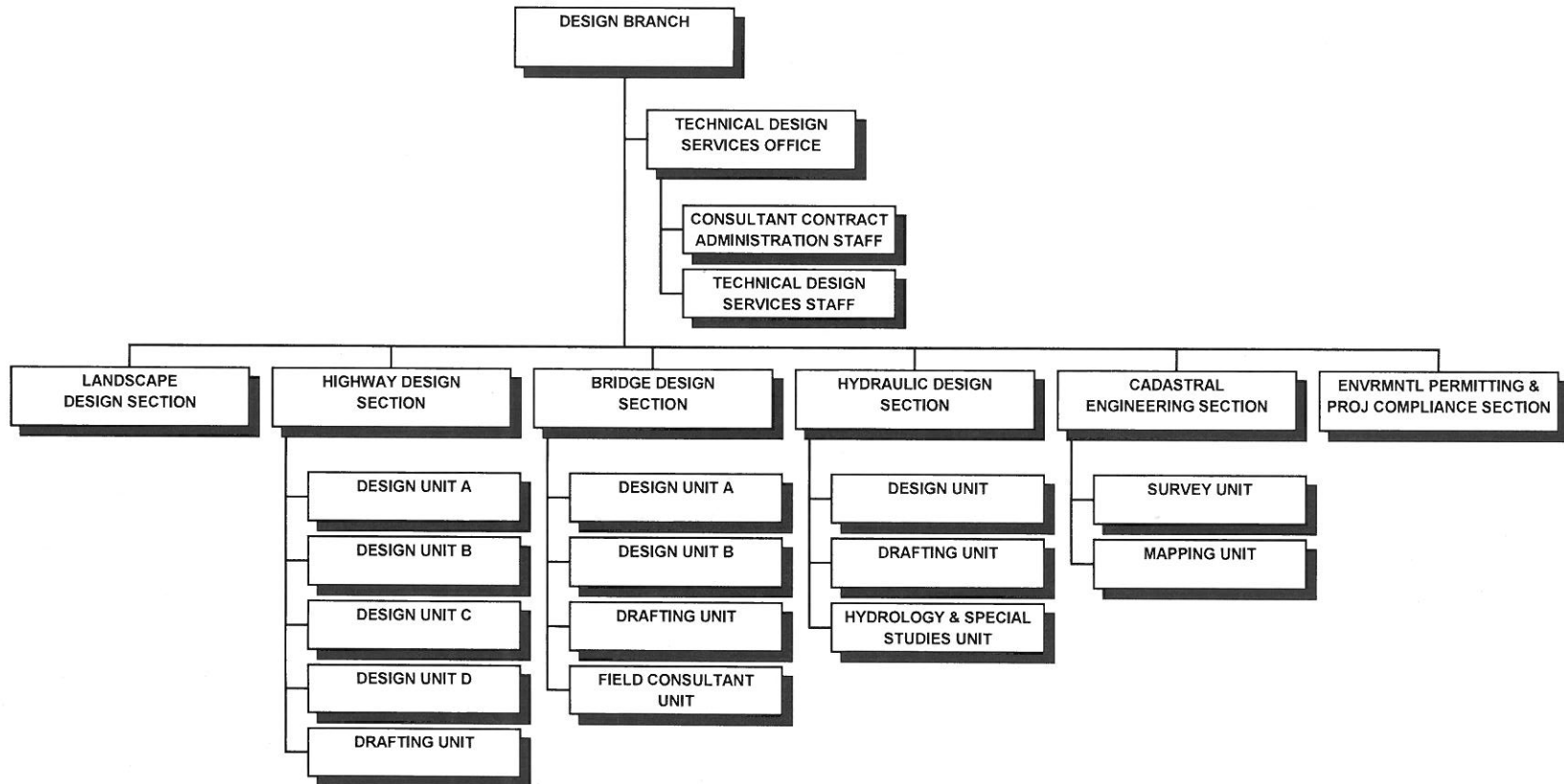
STATE OF HAWAII  
DEPARTMENT OF TRANSPORTATION  
HIGHWAYS DIVISION  
PLANNING BRANCH  
SYSTEMS PLANNING SECTION  
POSITION ORGANIZATION CHART



All project funded positions.

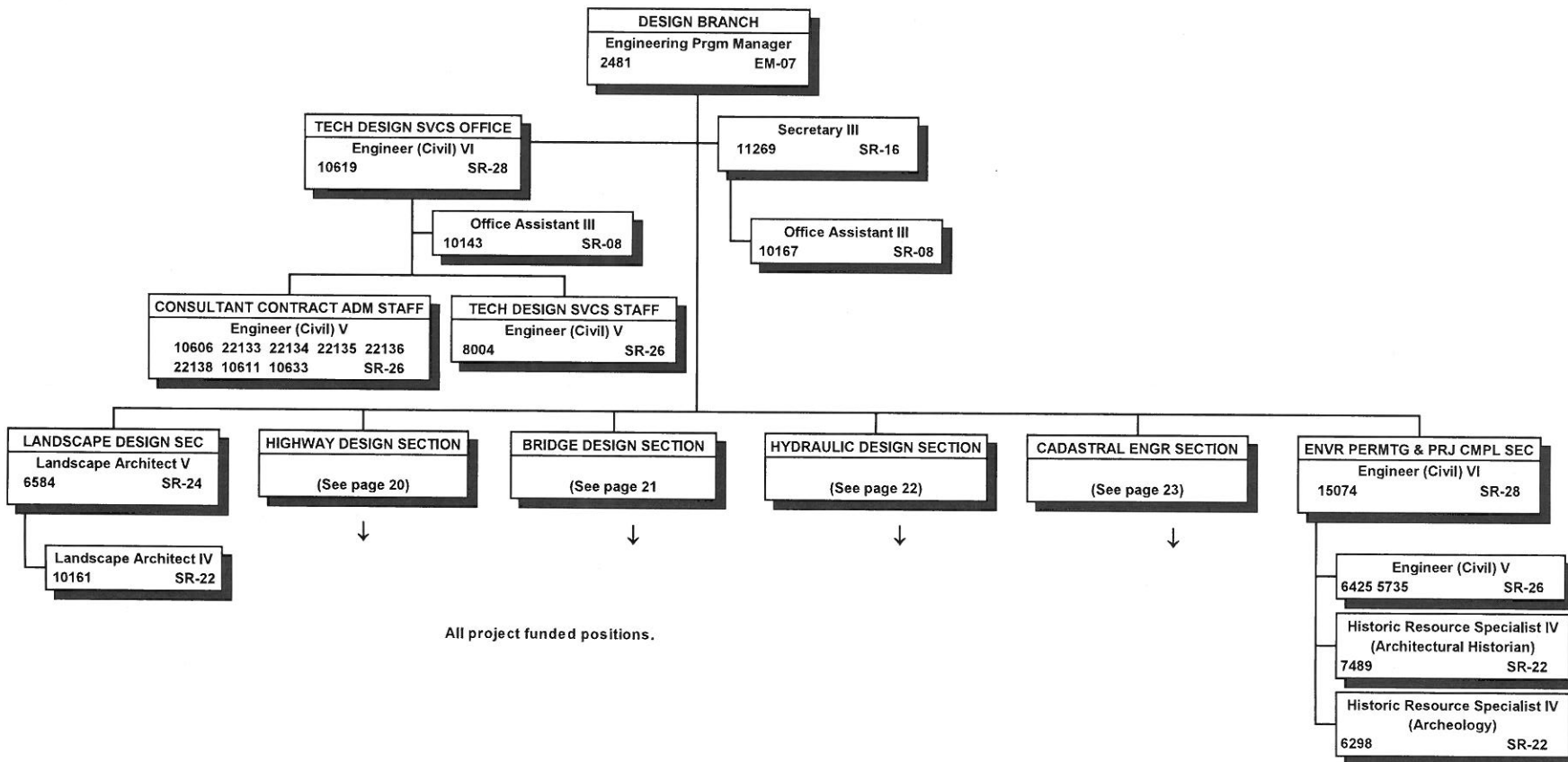
STATE OF HAWAII  
DEPARTMENT OF TRANSPORTATION  
HIGHWAYS DIVISION  
DESIGN BRANCH

ORGANIZATION CHART



STATE OF HAWAII  
 DEPARTMENT OF TRANSPORTATION  
 HIGHWAYS DIVISION  
 DESIGN BRANCH

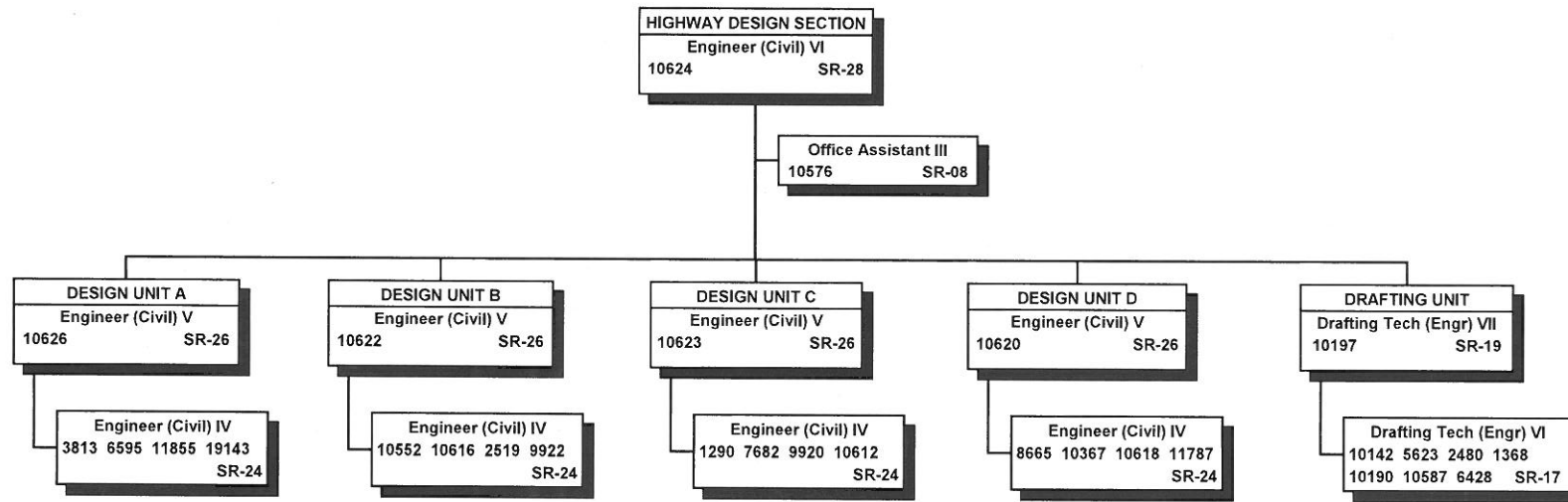
POSITION ORGANIZATION CHART



All project funded positions.

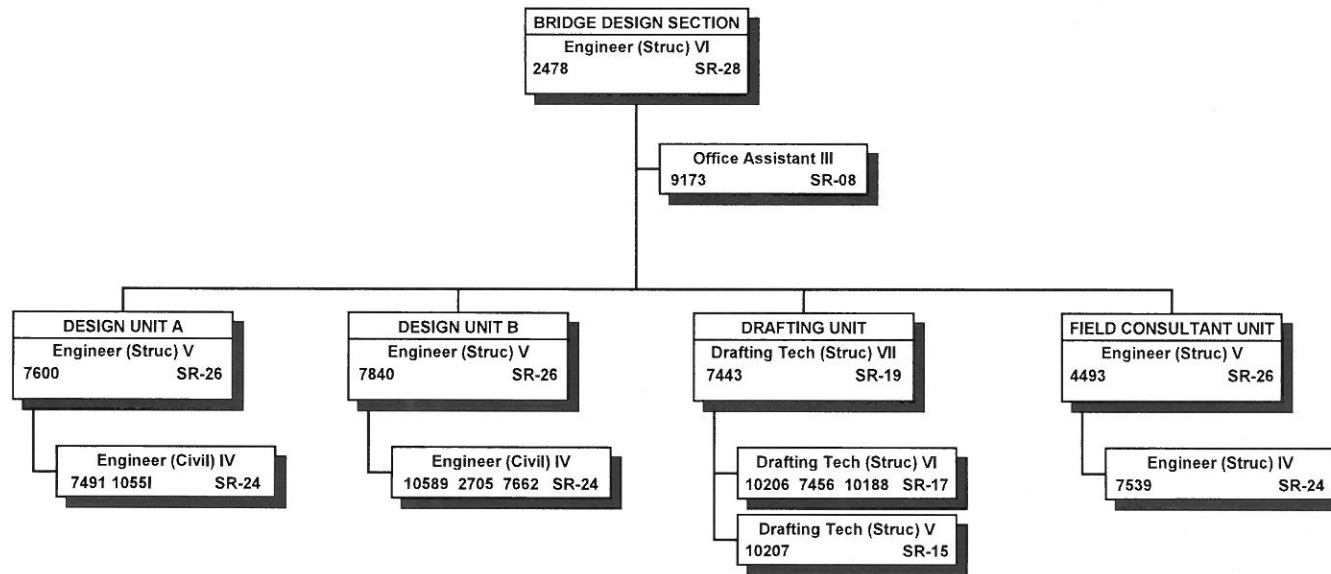


STATE OF HAWAII  
 DEPARTMENT OF TRANSPORTATION  
 HIGHWAYS DIVISION  
 DESIGN BRANCH  
 HIGHWAY DESIGN SECTION  
 POSITION ORGANIZATION CHART



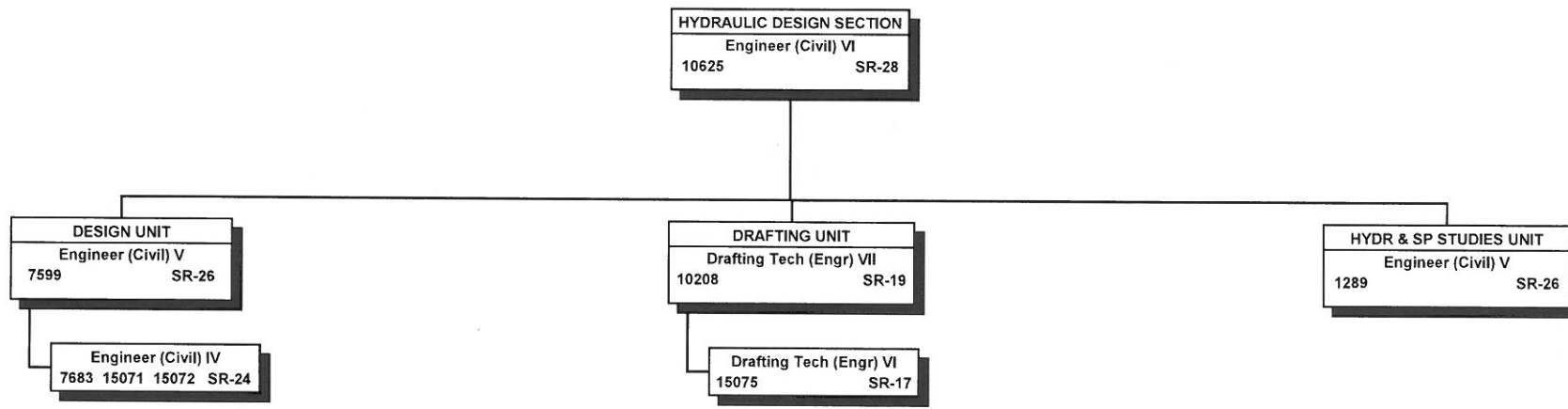
All project funded positions

STATE OF HAWAII  
 DEPARTMENT OF TRANSPORTATION  
 HIGHWAYS DIVISION  
 DESIGN BRANCH  
 BRIDGE DESIGN SECTION  
 POSITION ORGANIZATION CHART



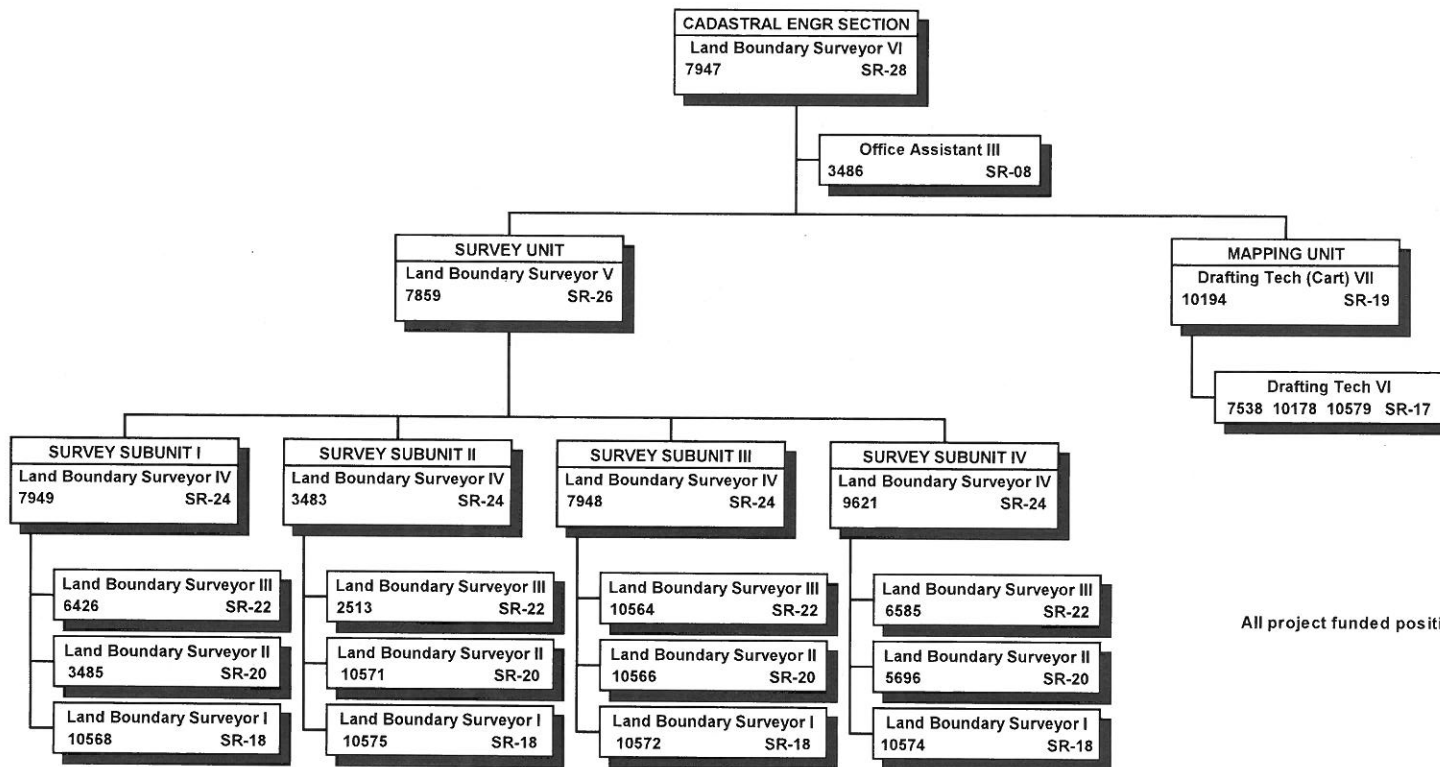
All project funded positions.

STATE OF HAWAII  
 DEPARTMENT OF TRANSPORTATION  
 HIGHWAYS DIVISION  
 DESIGN BRANCH  
 HYDRAULIC DESIGN SECTION  
 POSITION ORGANIZATION CHART



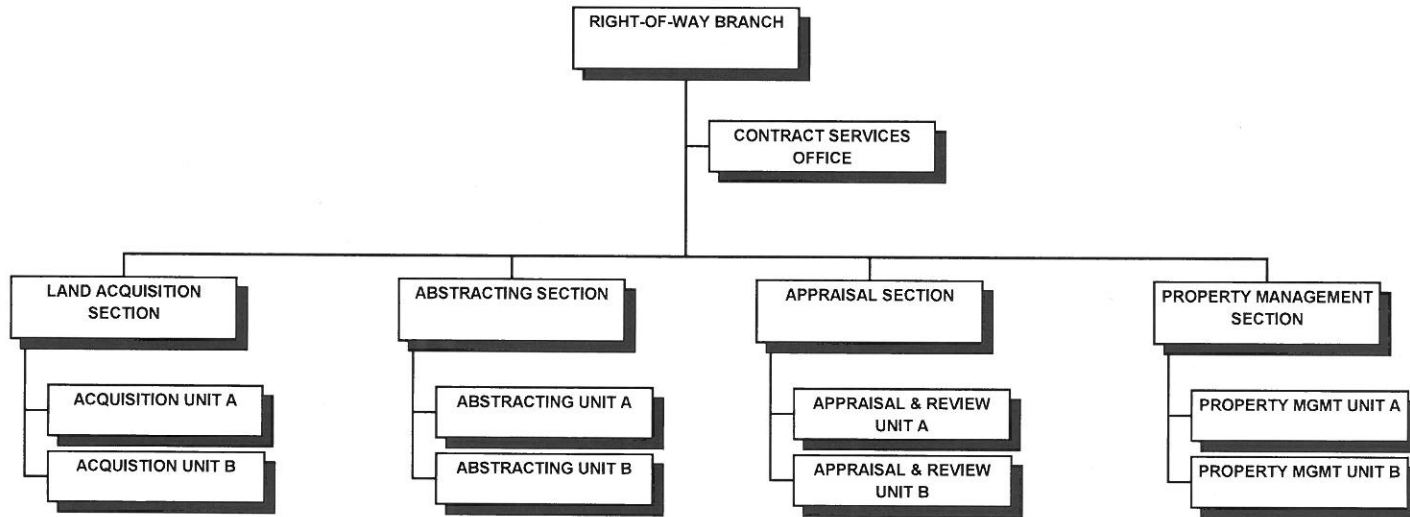
All project funded positions.

STATE OF HAWAII  
 DEPARTMENT OF TRANSPORTATION  
 HIGHWAYS DIVISION  
 DESIGN BRANCH  
 CADASTRAL ENGINEERING SECTION  
 POSITION ORGANIZATION CHART

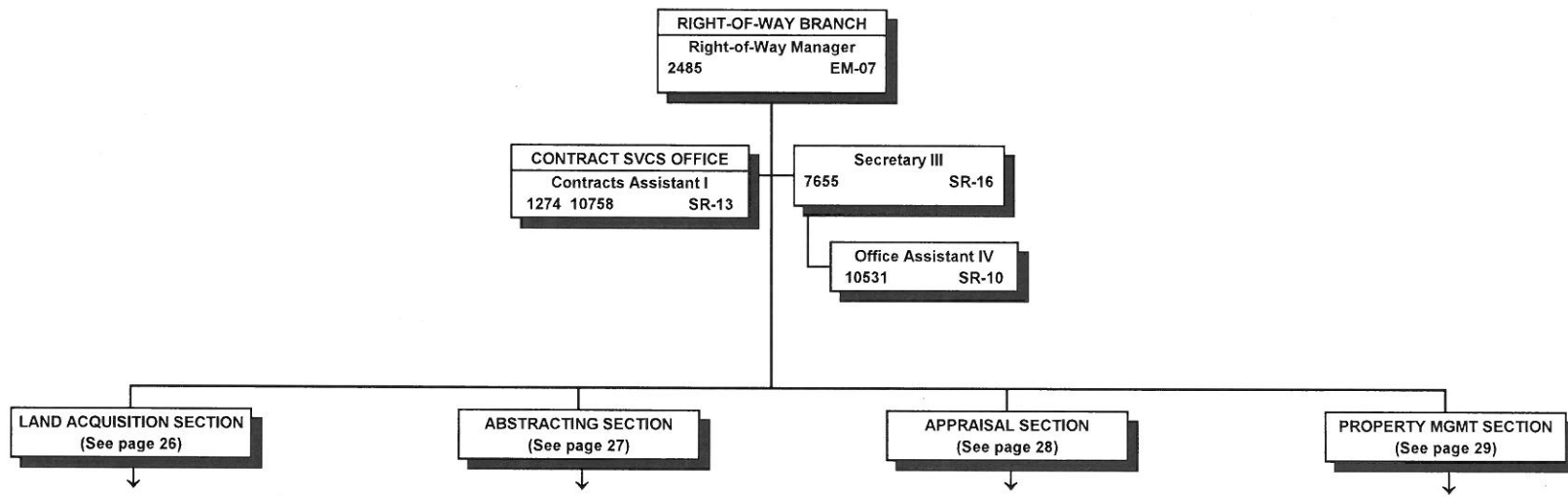


All project funded positions.

STATE OF HAWAII  
DEPARTMENT OF TRANSPORTATION  
HIGHWAYS DIVISION  
RIGHT-OF-WAY BRANCH  
ORGANIZATION CHART

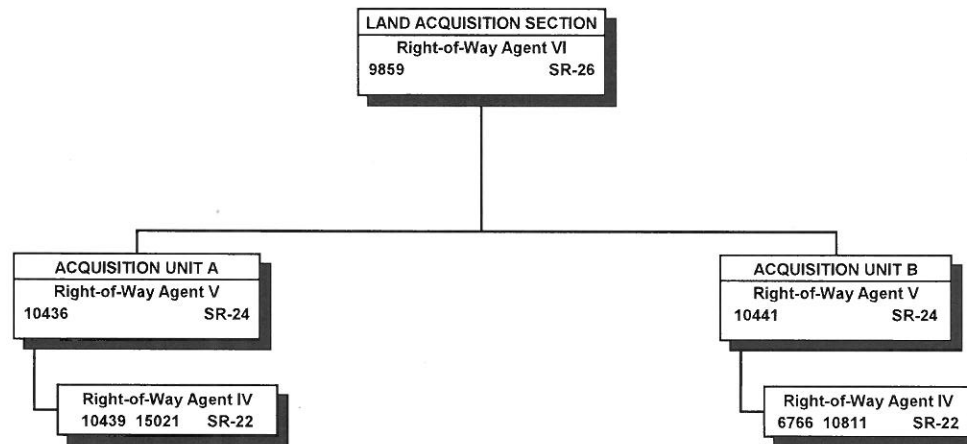


STATE OF HAWAII  
DEPARTMENT OF TRANSPORTATION  
HIGHWAYS DIVISION  
RIGHT-OF-WAY BRANCH  
POSITION ORGANIZATION CHART



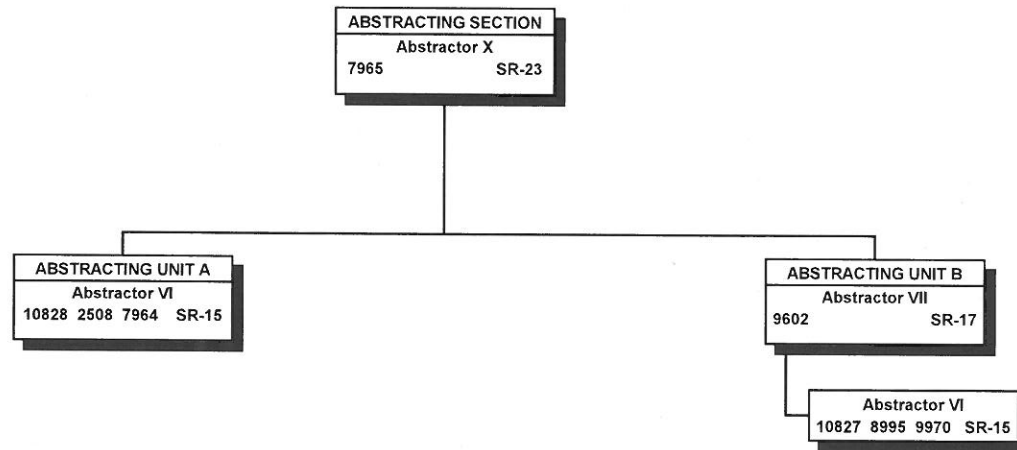
All project funded positions.

STATE OF HAWAII  
DEPARTMENT OF TRANSPORTATION  
HIGHWAYS DIVISION  
RIGHT-OF-WAY BRANCH  
LAND ACQUISITION SECTION  
POSITION ORGANIZATION CHART



All project funded positions.

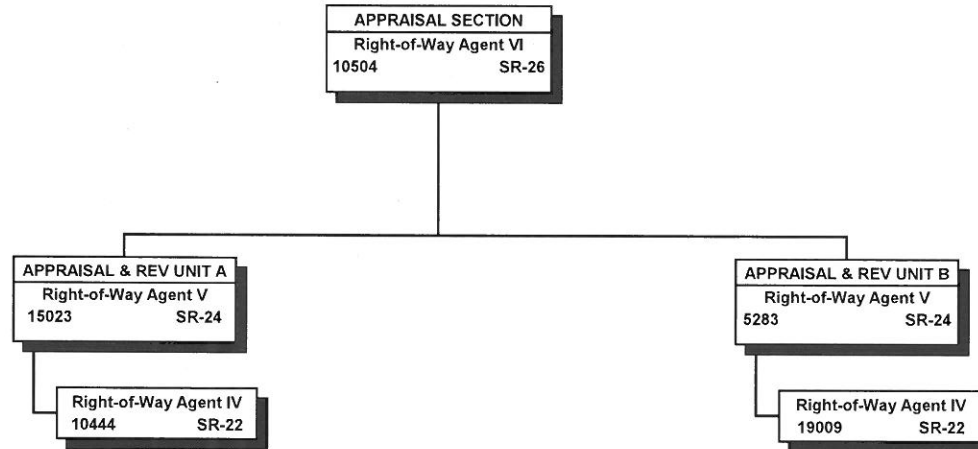
STATE OF HAWAII  
DEPARTMENT OF TRANSPORTATION  
HIGHWAYS DIVISION  
RIGHT-OF-WAY BRANCH  
ABSTRACTING SECTION  
POSITION ORGANIZATION CHART



All project funded positions.

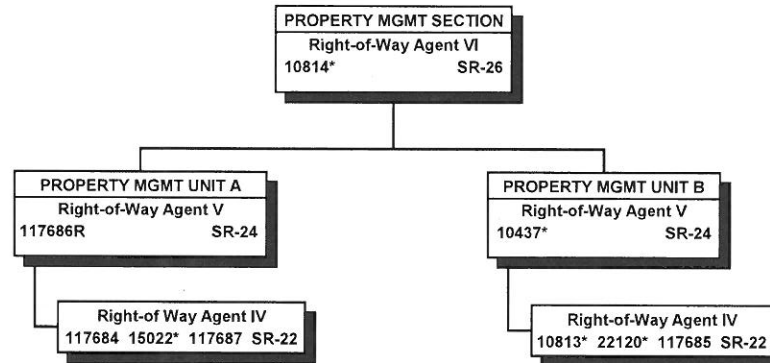


STATE OF HAWAII  
DEPARTMENT OF TRANSPORTATION  
HIGHWAYS DIVISION  
RIGHT-OF-WAY BRANCH  
APPRAISAL SECTION  
  
POSITION ORGANIZATION CHART



All project funded positions.

STATE OF HAWAII  
 DEPARTMENT OF TRANSPORTATION  
 HIGHWAYS DIVISION  
 RIGHT-OF-WAY BRANCH  
 PROPERTY MANAGEMENT SECTION  
 POSITION ORGANIZATION CHART

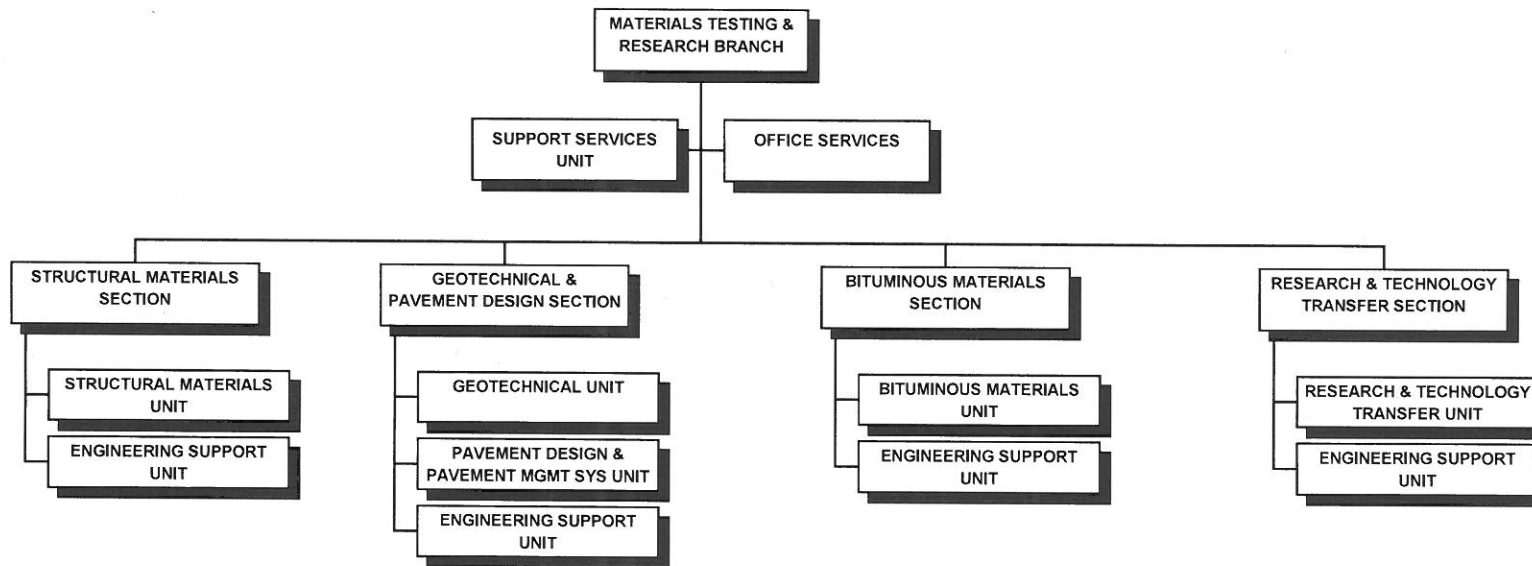


"R" indicates restored abolished position.

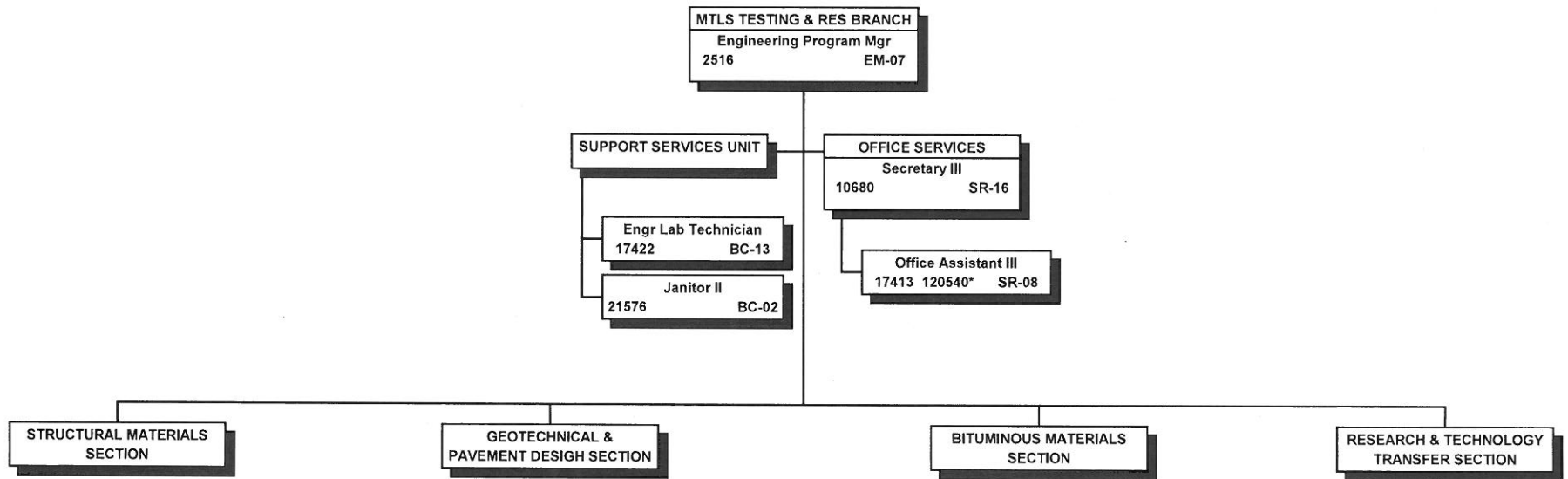
\* Project funded positions; all other positions special funded.

STATE OF HAWAII  
DEPARTMENT OF TRANSPORTATION  
HIGHWAYS DIVISION  
MATERIALS TESTING & RESEARCH BRANCH

ORGANIZATION CHART



STATE OF HAWAII  
 DEPARTMENT OF TRANSPORTATION  
 HIGHWAYS DIVISION  
 MATERIALS TESTING & RESEARCH BRANCH  
 POSITION ORGANIZATION CHART

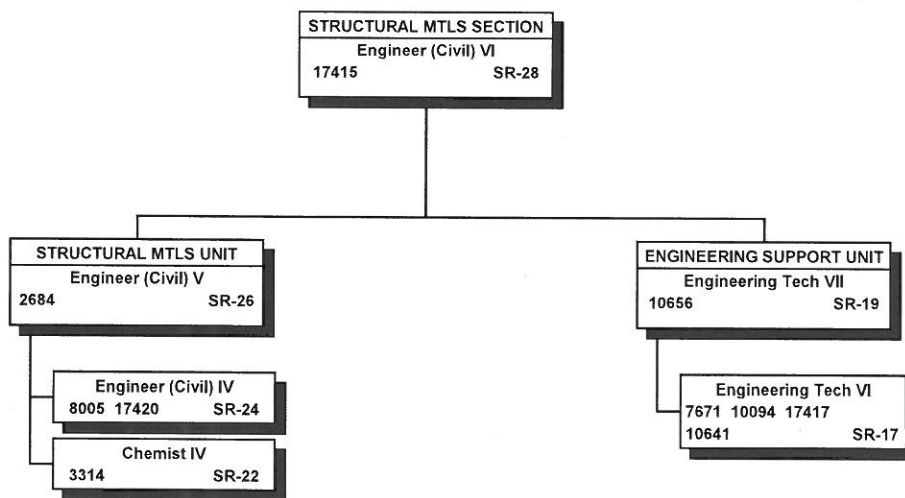


All project funded positions.

\* Vicing position NTE 3/21/15

STATE OF HAWAII  
DEPARTMENT OF TRANSPORTATION  
HIGHWAYS DIVISION  
MATERIALS TESTING & RESEARCH BRANCH  
STRUCTURAL MATERIALS SECTION

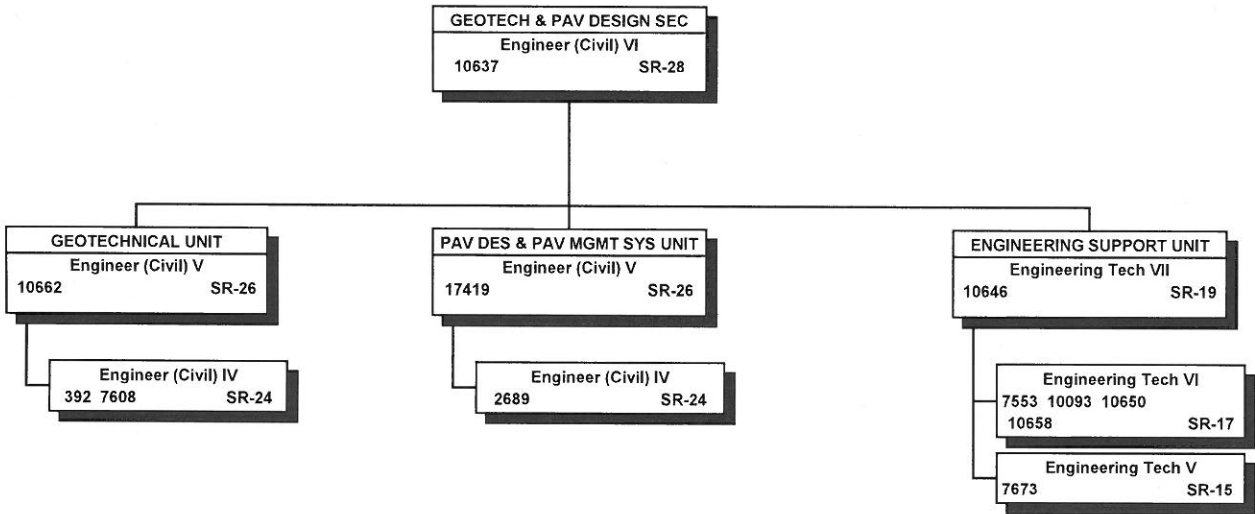
POSITION ORGANIZATION CHART



All project funded positions.

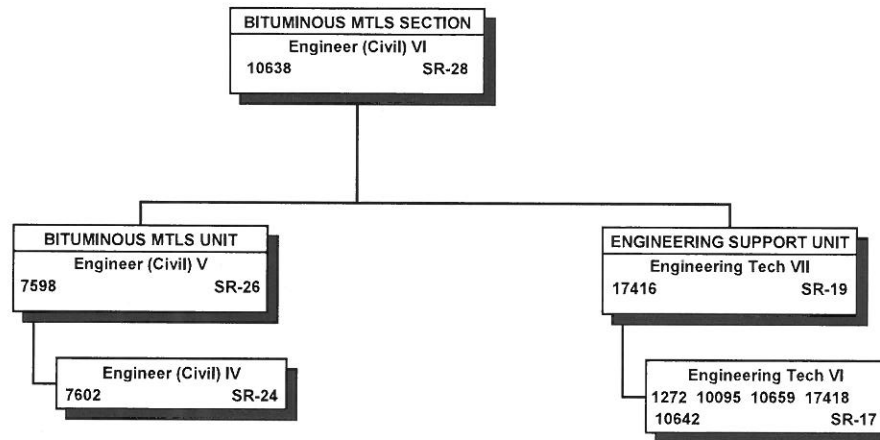
STATE OF HAWAII  
 DEPARTMENT OF TRANSPORTATION  
 HIGHWAYS DIVISION  
 MATERIALS TESTING & RESEARCH BRANCH  
 GEOTECHNICAL & PAVEMENT DESIGN SECTION

POSITION ORGANIZATION CHART



All project funded positions.

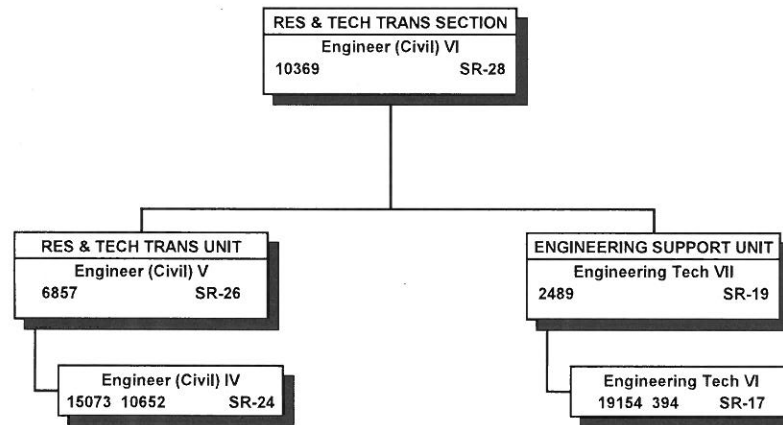
STATE OF HAWAII  
 DEPARTMENT OF TRANSPORTATION  
 HIGHWAYS DIVISION  
 MATERIALS TESTING & RESEARCH BRANCH  
 BITUMINOUS MATERIALS SECTION  
 POSITION ORGANIZATION CHART



All project funded positions.

STATE OF HAWAII  
DEPARTMENT OF TRANSPORTATION  
HIGHWAYS DIVISION  
MATERIALS TESTING & RESEARCH BRANCH  
RESEARCH & TECHNOLOGY TRANSFER SECTION

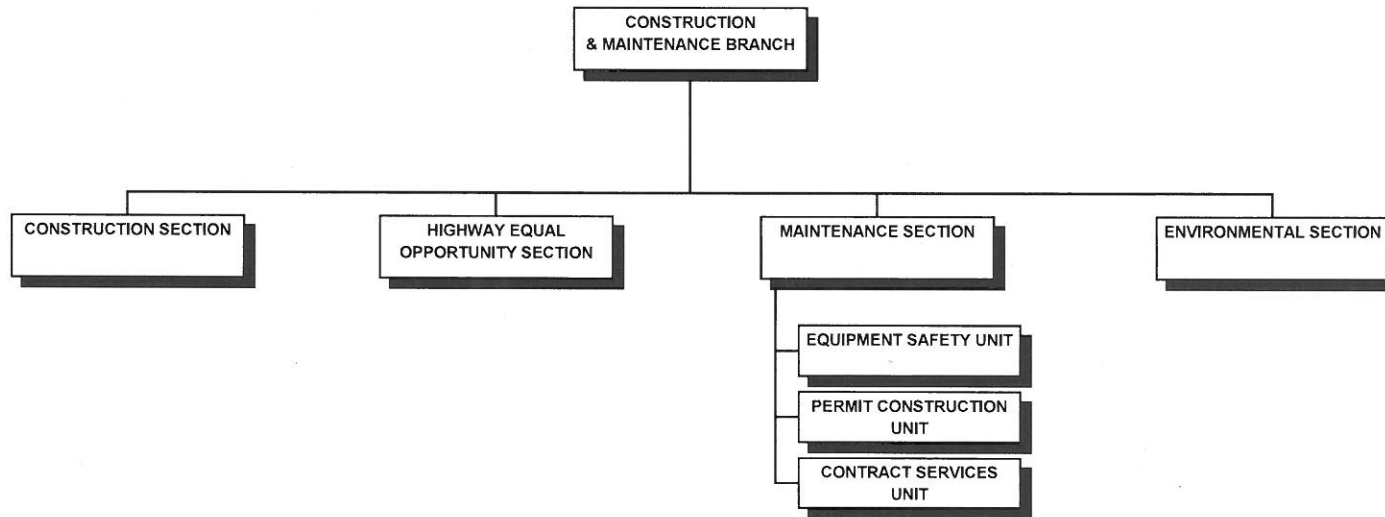
POSITION ORGANIZATION CHART



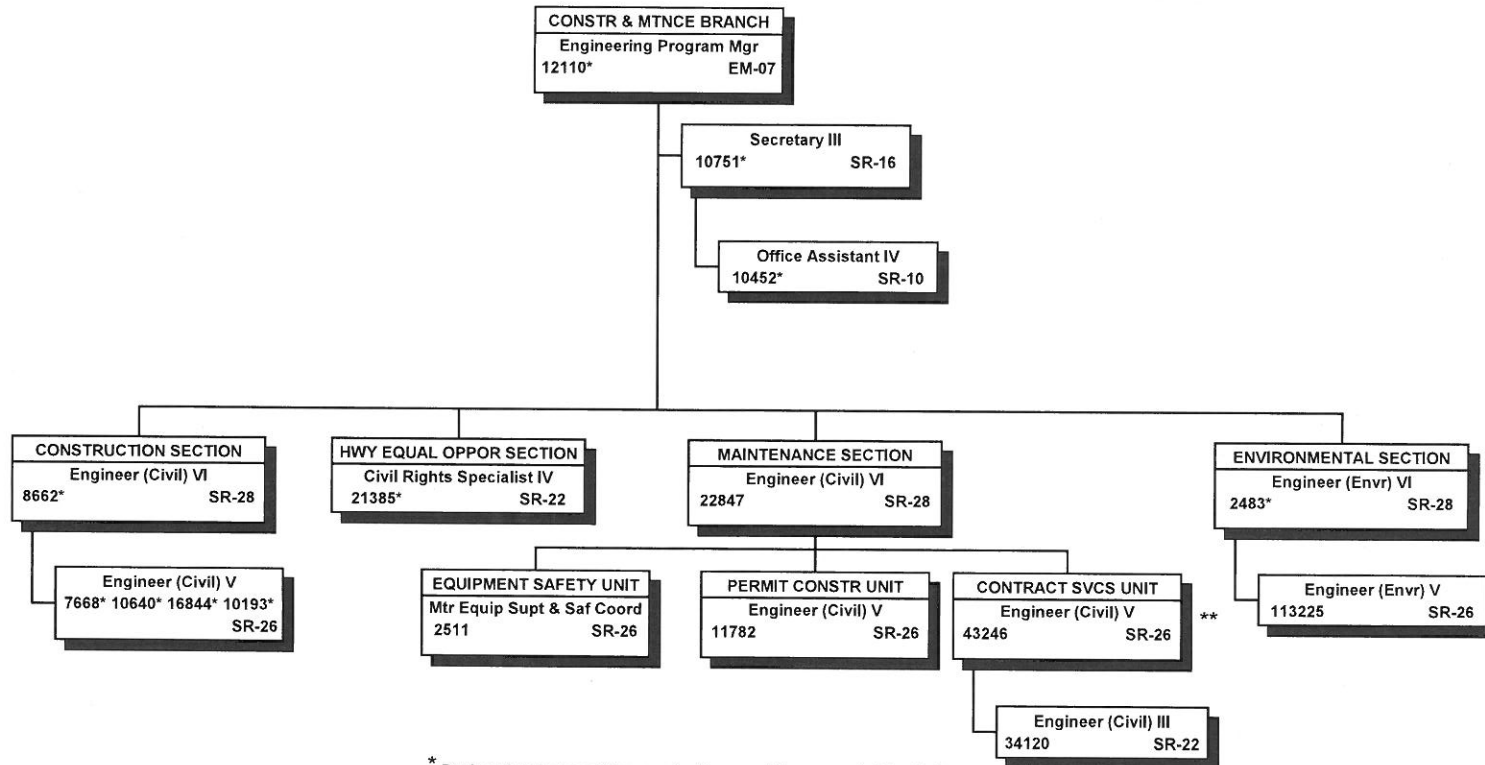
All project funded positions.



STATE OF HAWAII  
DEPARTMENT OF TRANSPORTATION  
HIGHWAYS DIVISION  
CONSTRUCTION & MAINTENANCE BRANCH  
ORGANIZATION CHART



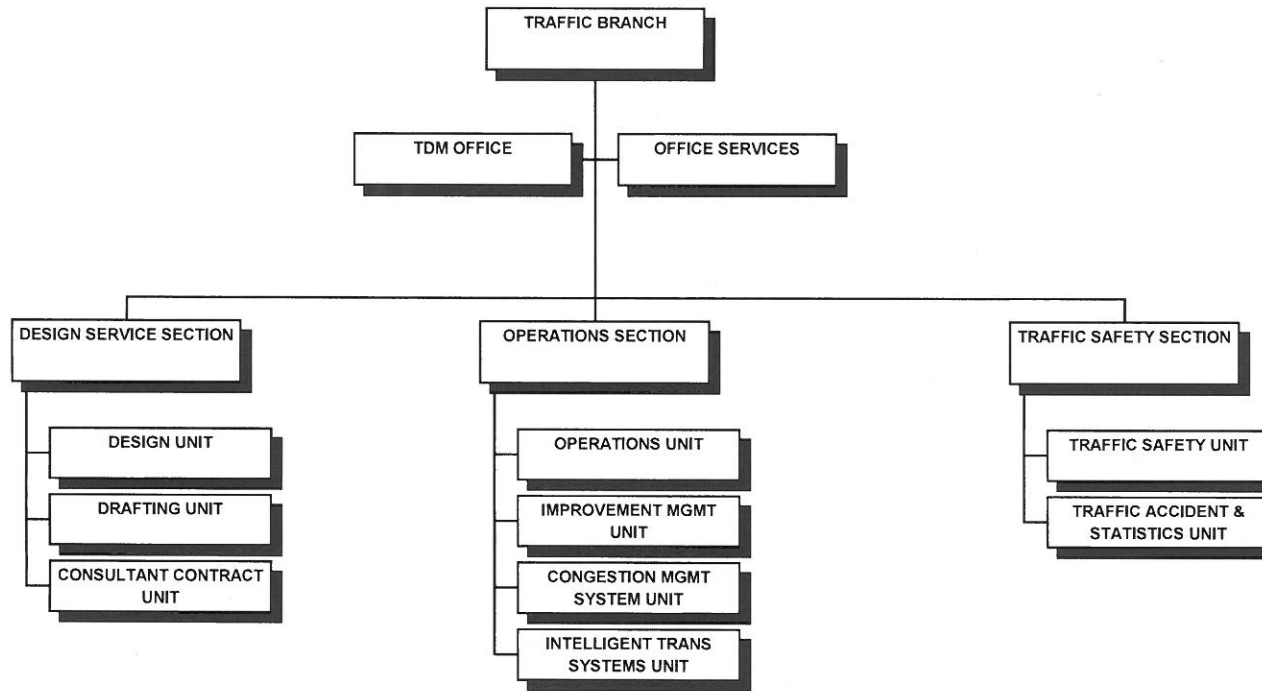
STATE OF HAWAII  
 DEPARTMENT OF TRANSPORTATION  
 HIGHWAYS DIVISION  
 CONSTRUCTION & MAINTENANCE BRANCH  
 POSITION ORGANIZATION CHART



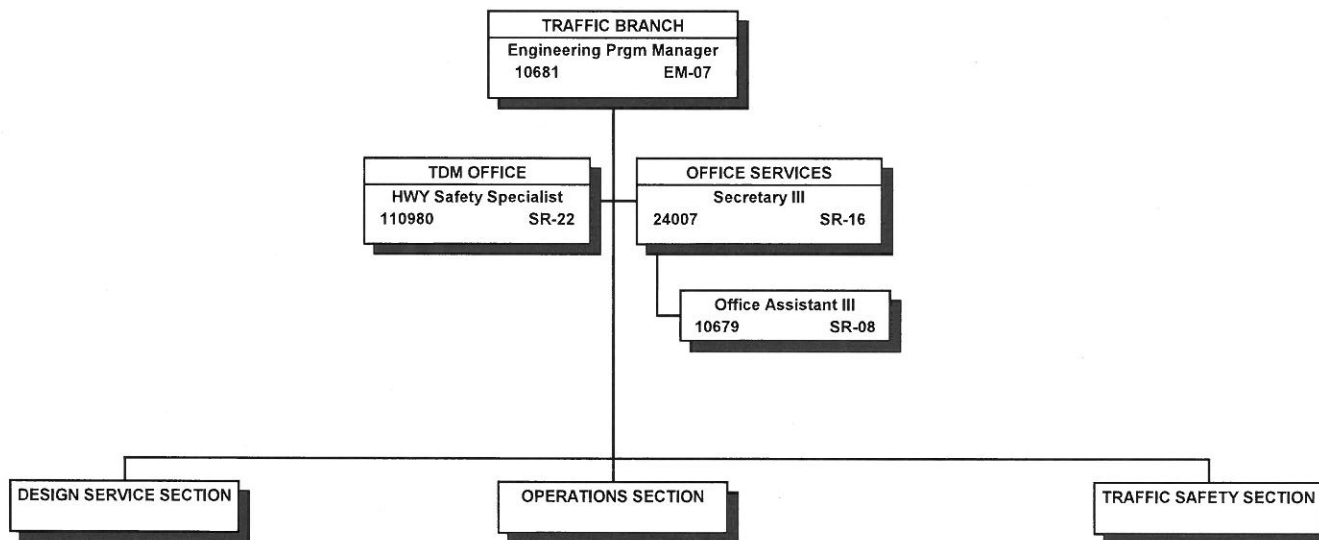
\* Project funded positions; all other positions special funded.

\*\* To be redescribed.

STATE OF HAWAII  
DEPARTMENT OF TRANSPORTATION  
HIGHWAYS DIVISION  
TRAFFIC BRANCH  
ORGANIZATION CHART

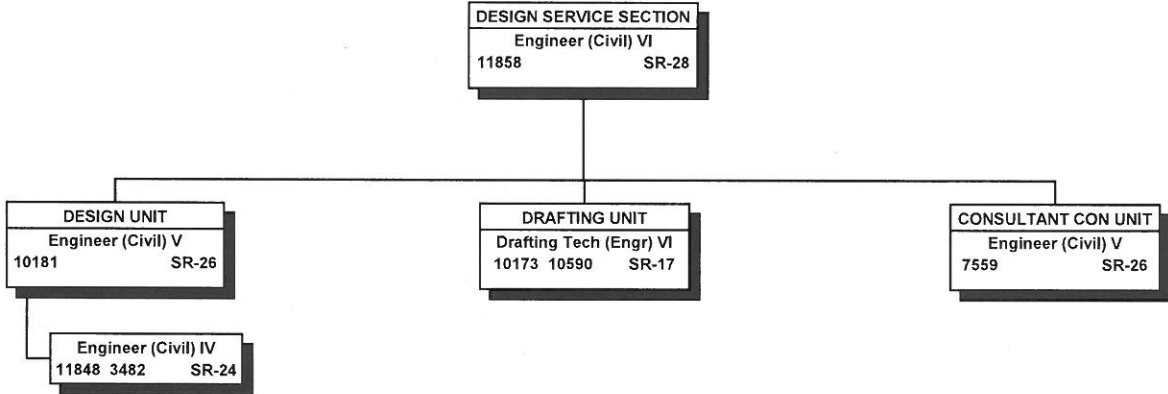


STATE OF HAWAII  
DEPARTMENT OF TRANSPORTATION  
HIGHWAYS DIVISION  
TRAFFIC BRANCH  
POSITION ORGANIZATION CHART



All project funded positions.

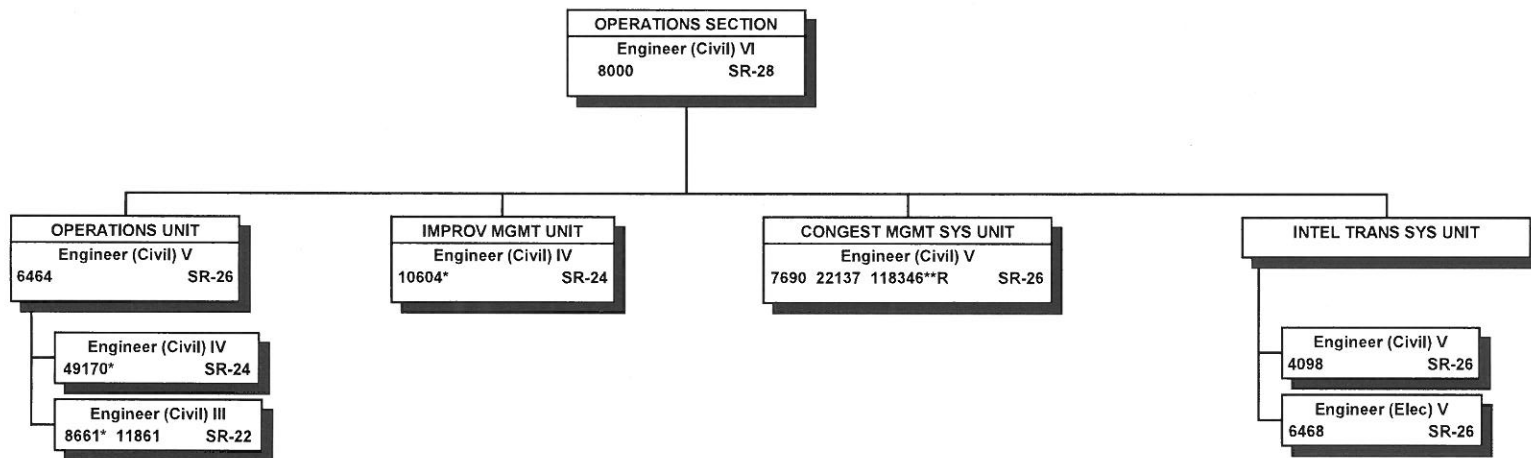
STATE OF HAWAII  
DEPARTMENT OF TRANSPORTATION  
HIGHWAYS DIVISION  
TRAFFIC BRANCH  
DESIGN SERVICE SECTION  
POSITION ORGANIZATION CHART



All project funded positions.

STATE OF HAWAII  
 DEPARTMENT OF TRANSPORTATION  
 HIGHWAYS DIVISION  
 TRAFFIC BRANCH  
 OPERATIONS SECTION

POSITION ORGANIZATION CHART

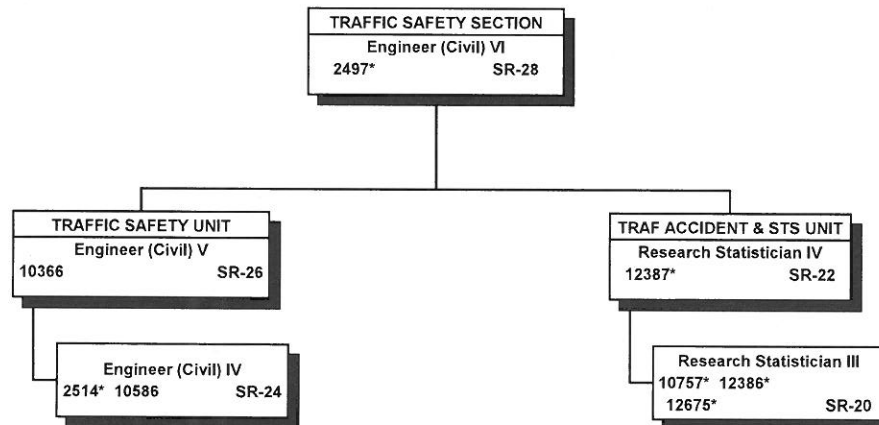


\* Special funded positions; all other positions project funded.

\*\* Temporary position NTE 6/30/15

"R" indicates restored abolished position.

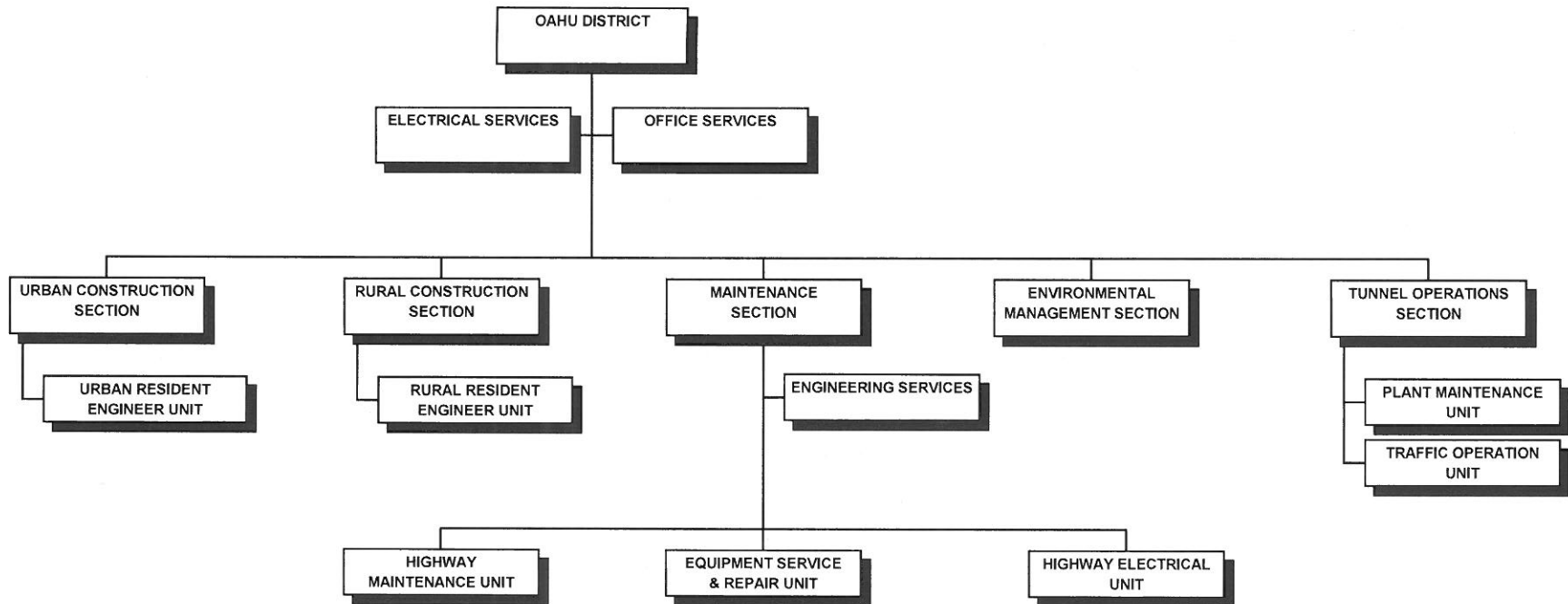
STATE OF HAWAII  
 DEPARTMENT OF TRANSPORTATION  
 HIGHWAYS DIVISION  
 TRAFFIC BRANCH  
 TRAFFIC SAFETY SECTION  
 POSITION ORGANIZATION CHART



\* Special funded positions; all other positions project funded.

STATE OF HAWAII  
DEPARTMENT OF TRANSPORTATION  
HIGHWAYS DIVISION  
OAHU DISTRICT

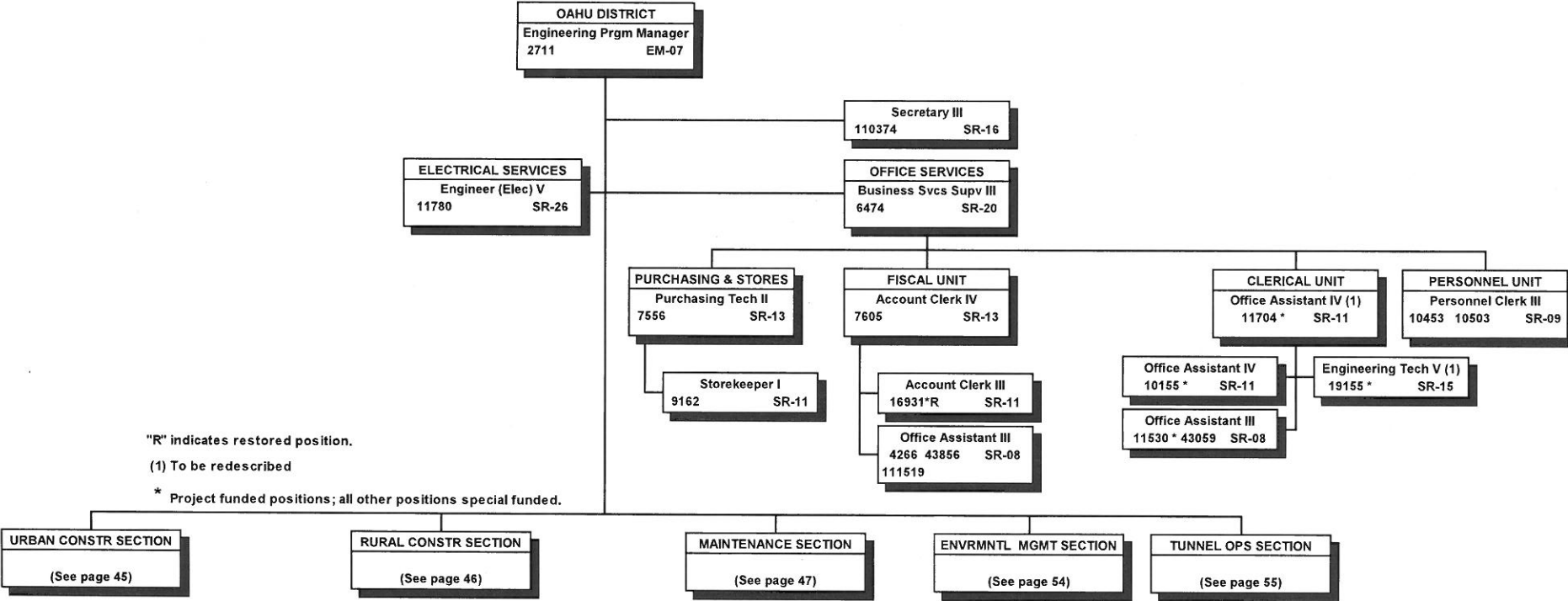
POSITION ORGANIZATION CHART





STATE OF HAWAII  
 DEPARTMENT OF TRANSPORTATION  
 HIGHWAYS DIVISION  
 OAHU DISTRICT

POSITION ORGANIZATION CHART

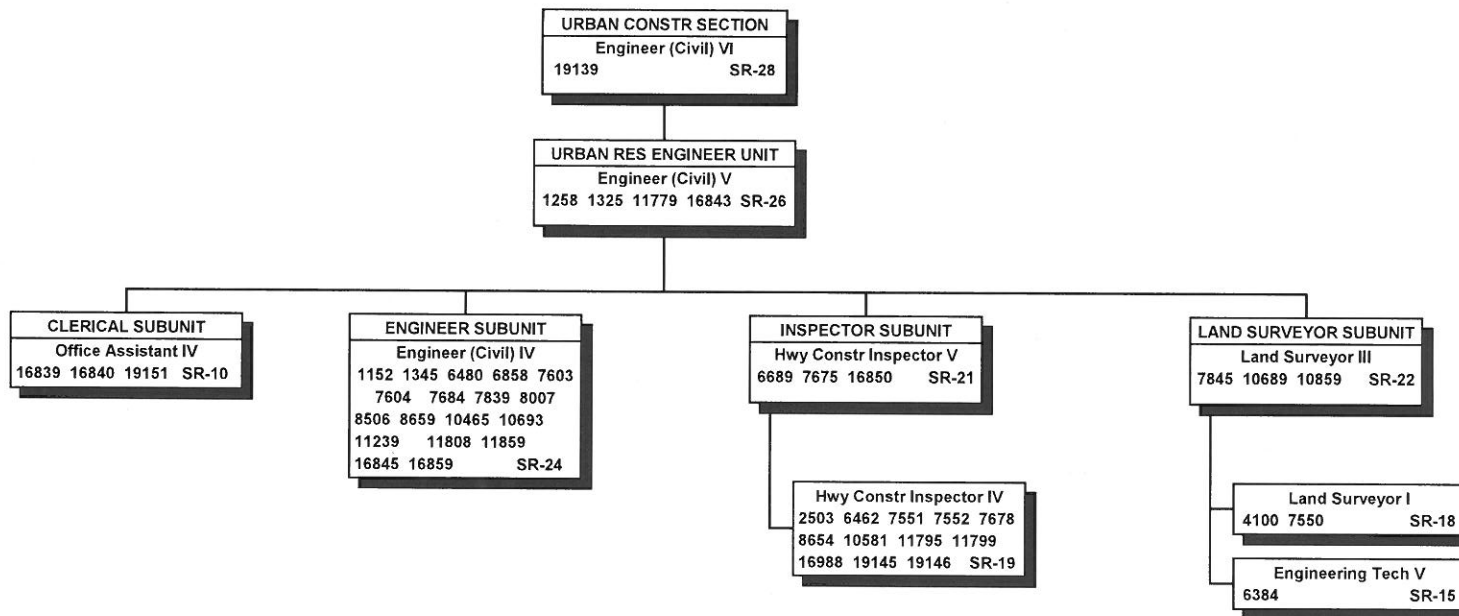


"R" indicates restored position.

(1) To be redescribed

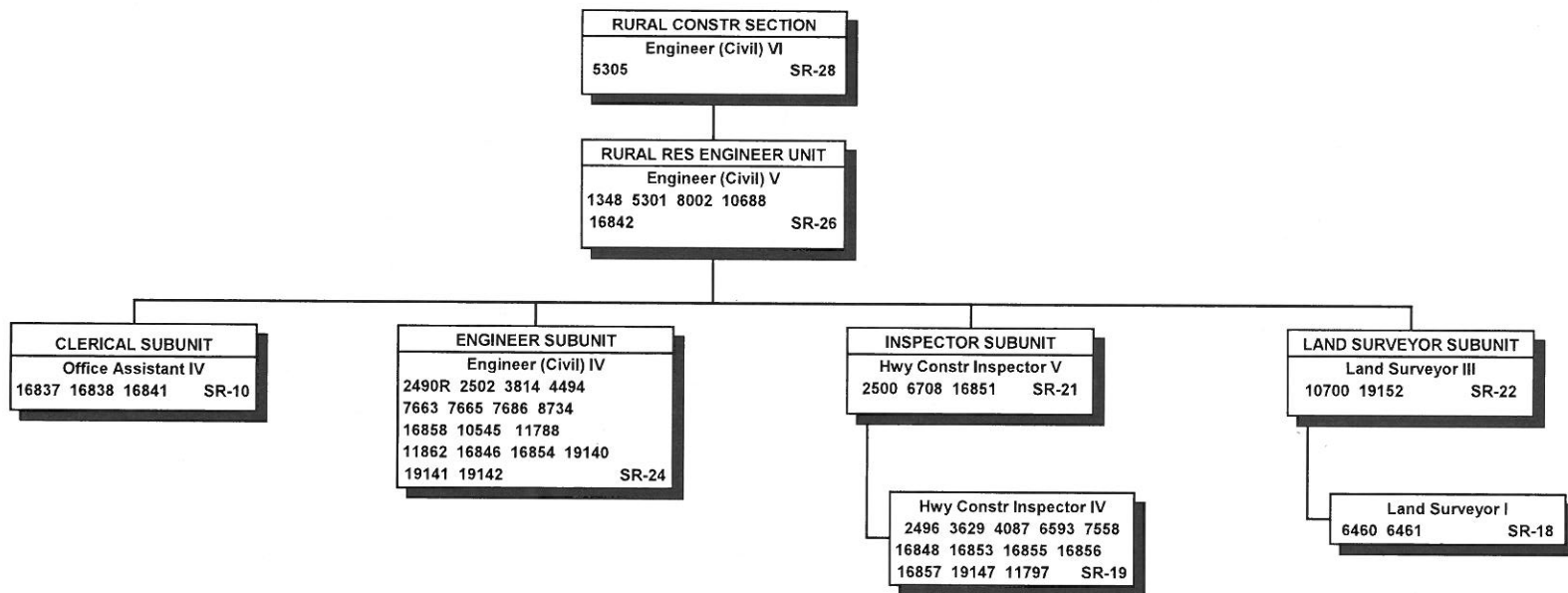
\* Project funded positions; all other positions special funded.

STATE OF HAWAII  
 DEPARTMENT OF TRANSPORTATION  
 HIGHWAYS DIVISION  
 OAHU DISTRICT  
 URBAN CONSTRUCTION SECTION  
 POSITION ORGANIZATION CHART



All project funded positions.

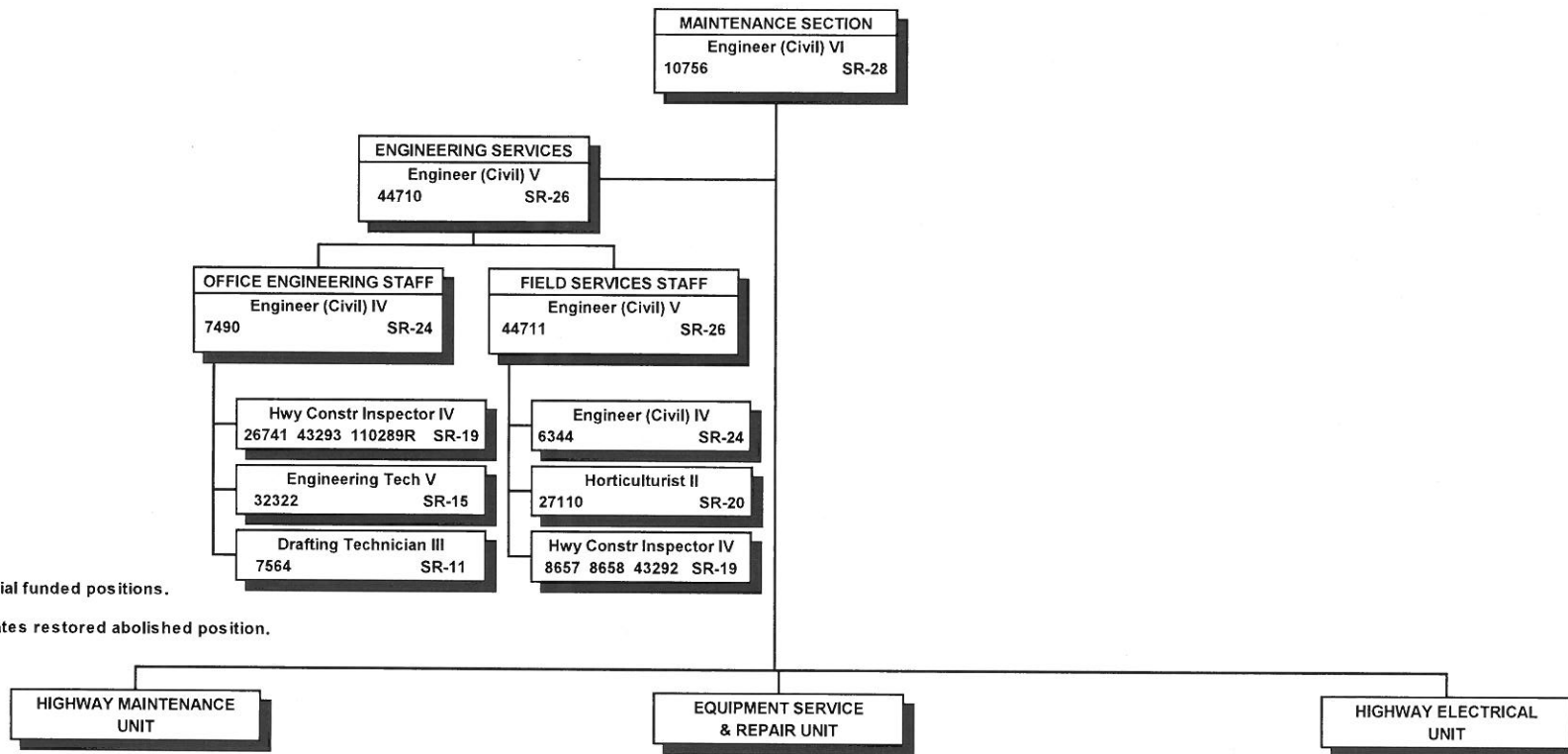
STATE OF HAWAII  
DEPARTMENT OF TRANSPORTATION  
HIGHWAYS DIVISION  
OAHU DISTRICT  
RURAL CONSTRUCTION SECTION  
POSITION ORGANIZATION CHART



All project funded positions.

"R" indicates restored abolished positions.

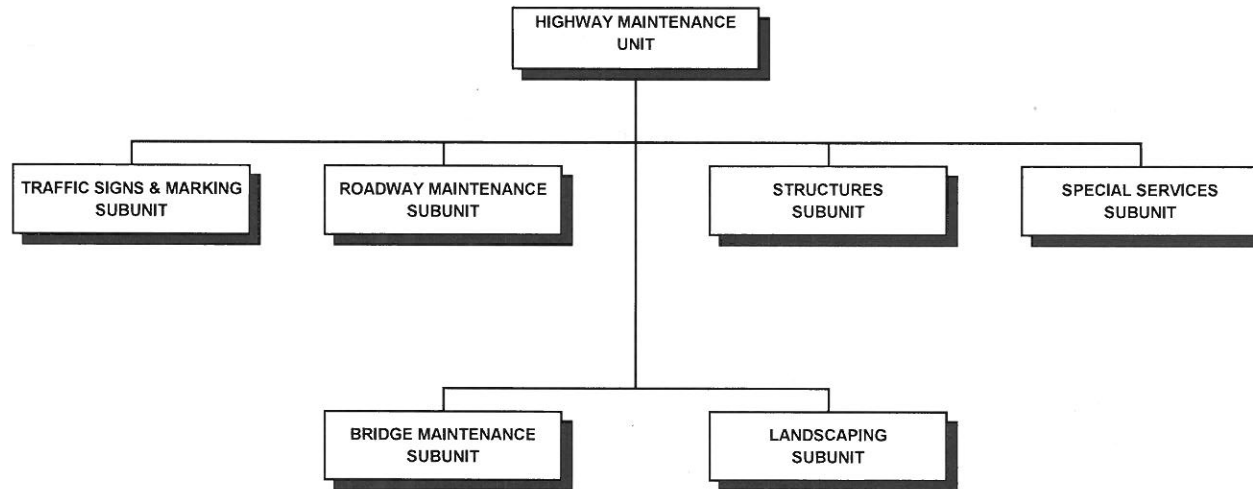
STATE OF HAWAII  
 DEPARTMENT OF TRANSPORTATION  
 HIGHWAYS DIVISION  
 OAHU DISTRICT  
 MAINTENANCE SECTION  
 POSITION ORGANIZATION CHART



All special funded positions.

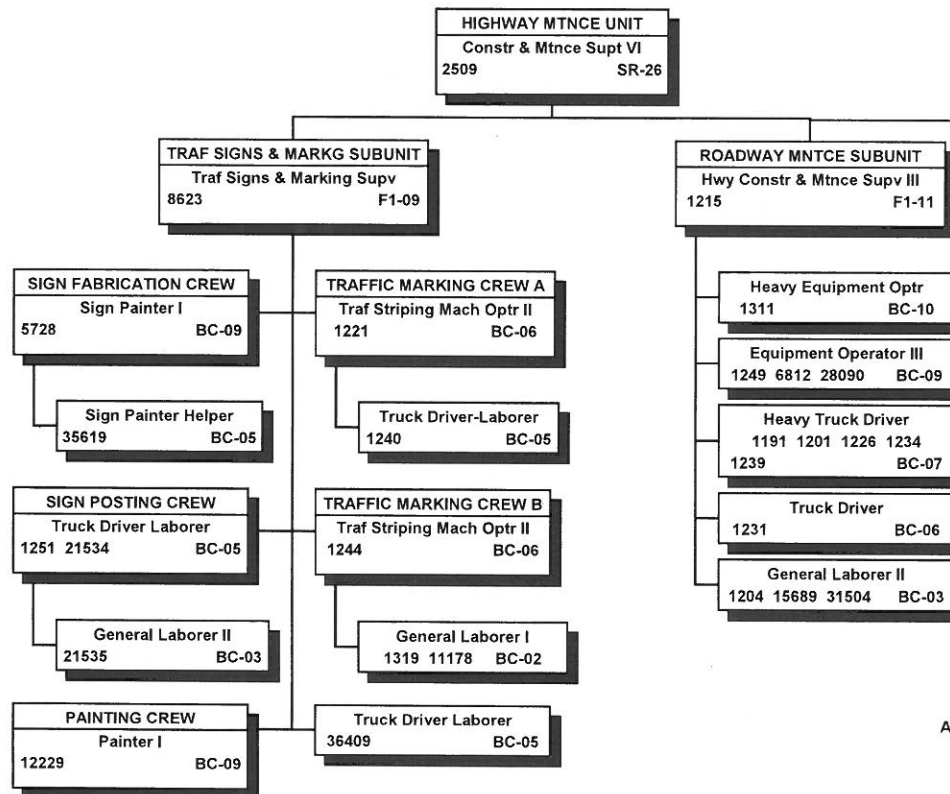
"R" indicates restored abolished position.

STATE OF HAWAII  
DEPARTMENT OF TRANSPORTATION  
HIGHWAYS DIVISION  
OAHU DISTRICT  
MAINTENANCE SECTION  
HIGHWAY MAINTENANCE UNIT  
POSITION ORGANIZATION CHART



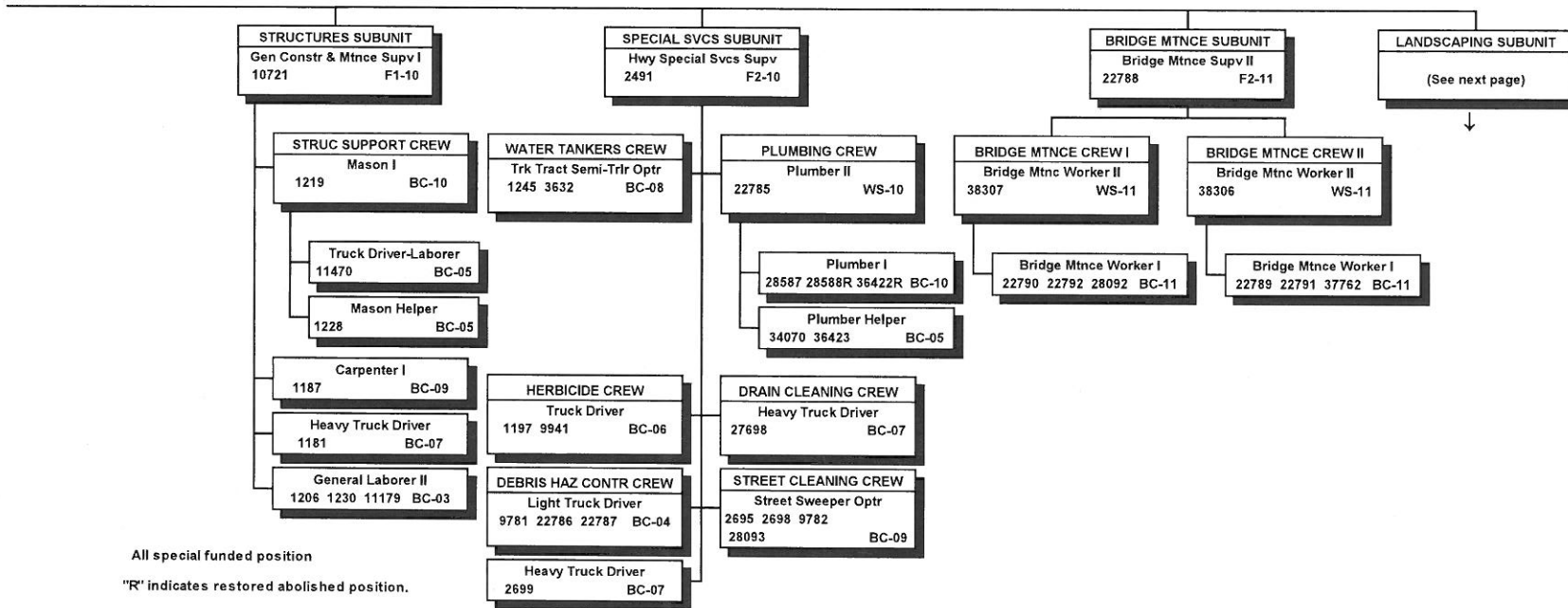
Special funded position.

STATE OF HAWAII  
 DEPARTMENT OF TRANSPORTATION  
 HIGHWAYS DIVISION  
 OAHU DISTRICT  
 MAINTENANCE SECTION  
 HIGHWAY MAINTENANCE UNIT  
 POSITION ORGANIZATION CHART



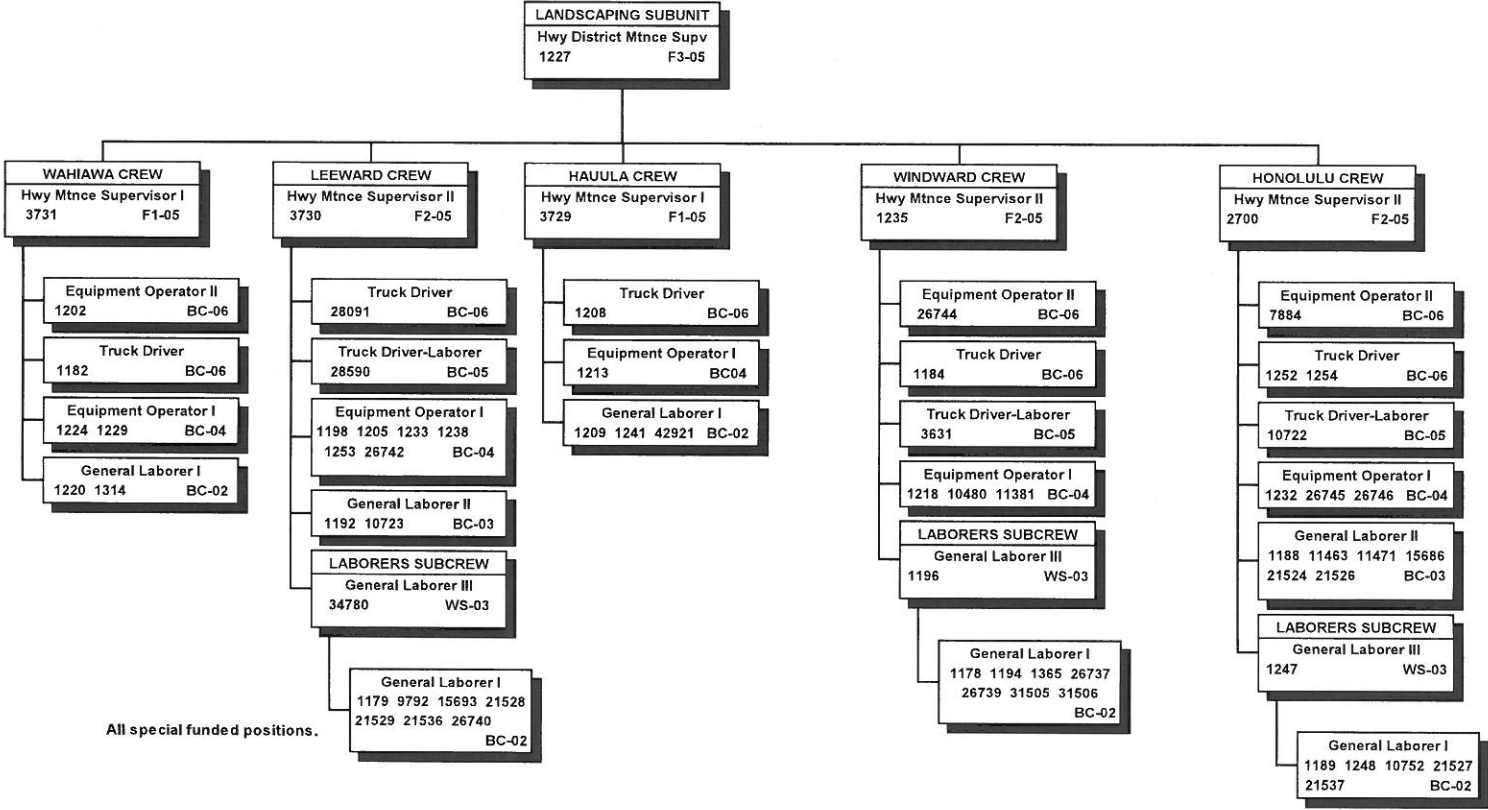
All special funded positions.

STATE OF HAWAII  
 DEPARTMENT OF TRANSPORTATION  
 HIGHWAYS DIVISION  
 OAHU DISTRICT  
 MAINTENANCE SECTION  
 HIGHWAY MAINTENANCE UNIT  
 POSITION ORGANIZATION CHART



STATE OF HAWAII  
 DEPARTMENT OF TRANSPORTATION  
 HIGHWAYS DIVISION  
 OAHU DISTRICT  
 MAINTENANCE SECTION  
 HIGHWAY MAINTENANCE UNIT  
 LANDSCAPING SUBUNIT

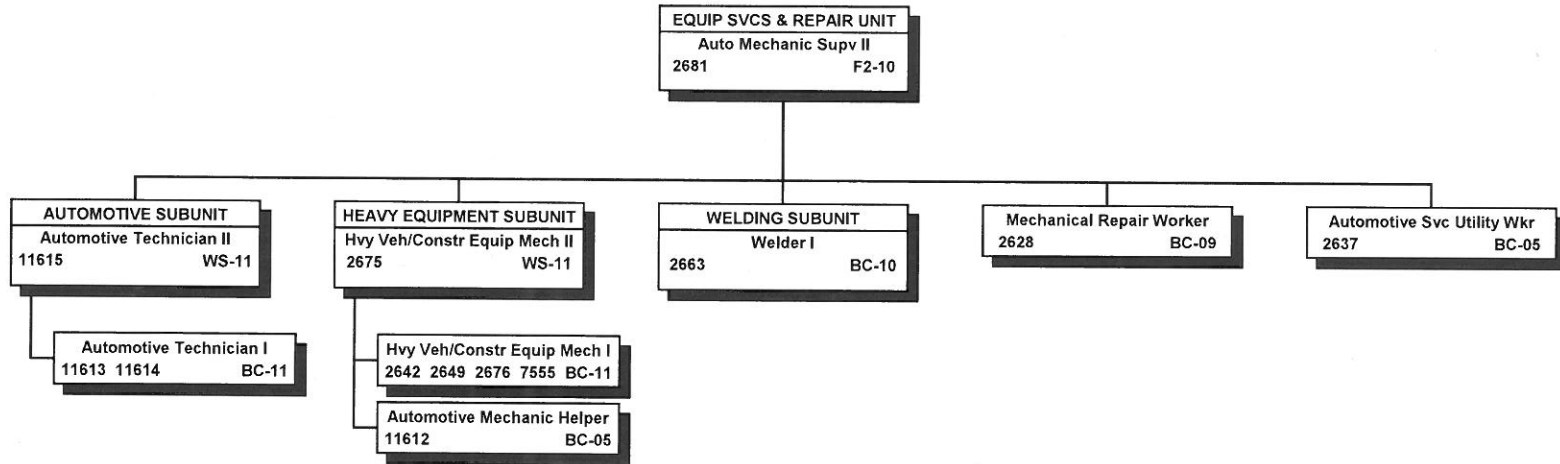
POSITION ORGANIZATION CHART





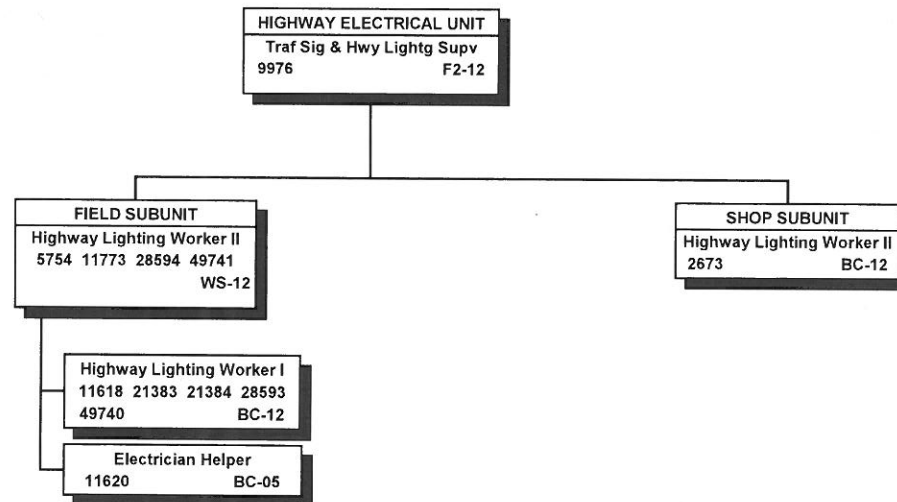
STATE OF HAWAII  
 DEPARTMENT OF TRANSPORTATION  
 HIGHWAYS DIVISION  
 OAHU DISTRICT  
 MAINTENANCE SECTION  
 HIGHWAY MAINTENANCE UNIT  
 EQUIPMENT SERVICE & REPAIR UNIT

POSITION ORGANIZATION CHART



All special funded positions.

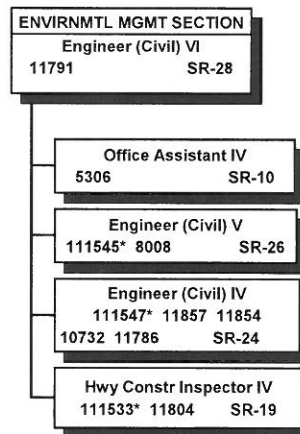
STATE OF HAWAII  
DEPARTMENT OF TRANSPORTATION  
HIGHWAYS DIVISION  
OAHU DISTRICT  
MAINTENANCE SECTION  
HIGHWAY MAINTENANCE UNIT  
HIGHWAY ELECTRICAL UNIT



All special funded positions.

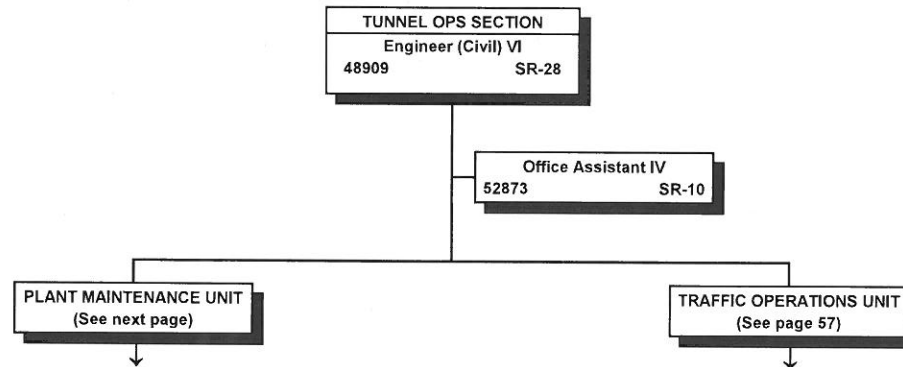
STATE OF HAWAII  
DEPARTMENT OF TRANSPORTATION  
HIGHWAYS DIVISION  
OAHU DISTRICT  
ENVIRONMENTAL MANAGEMENT SECTION

POSITION ORGANIZATION CHART



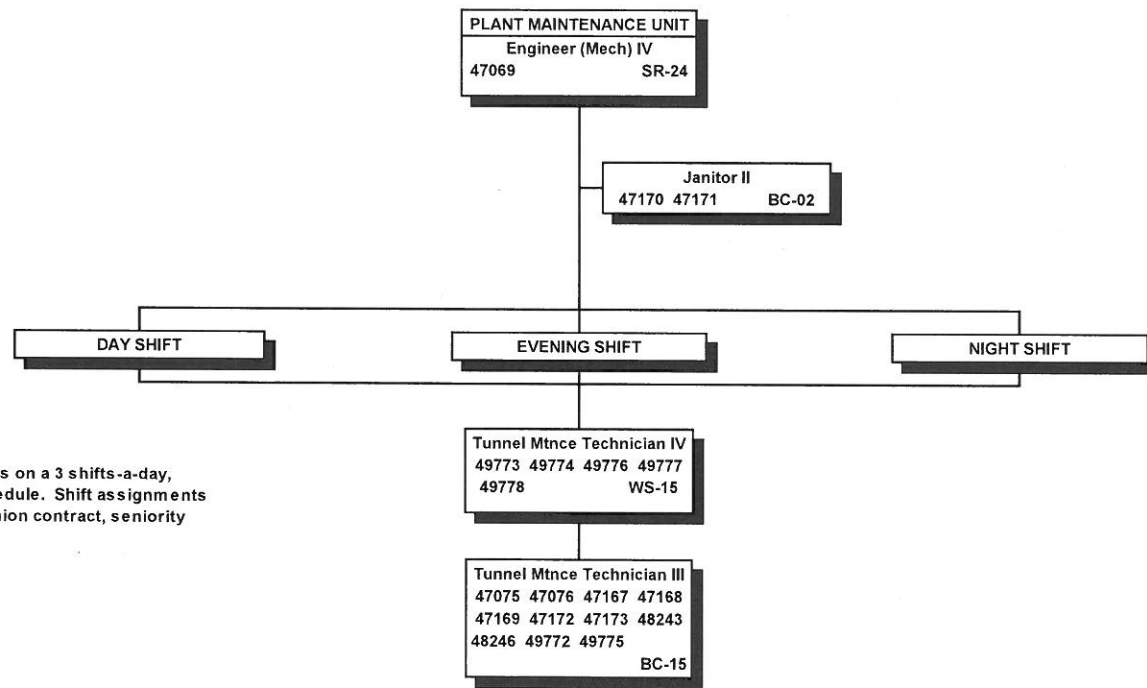
\* Special funded positions; all other positions are project funded positions.

STATE OF HAWAII  
DEPARTMENT OF TRANSPORTATION  
HIGHWAYS DIVISION  
OAHU DISTRICT  
TUNNEL OPERATIONS SECTION  
POSITION ORGANIZATION CHART



All special funded positions.

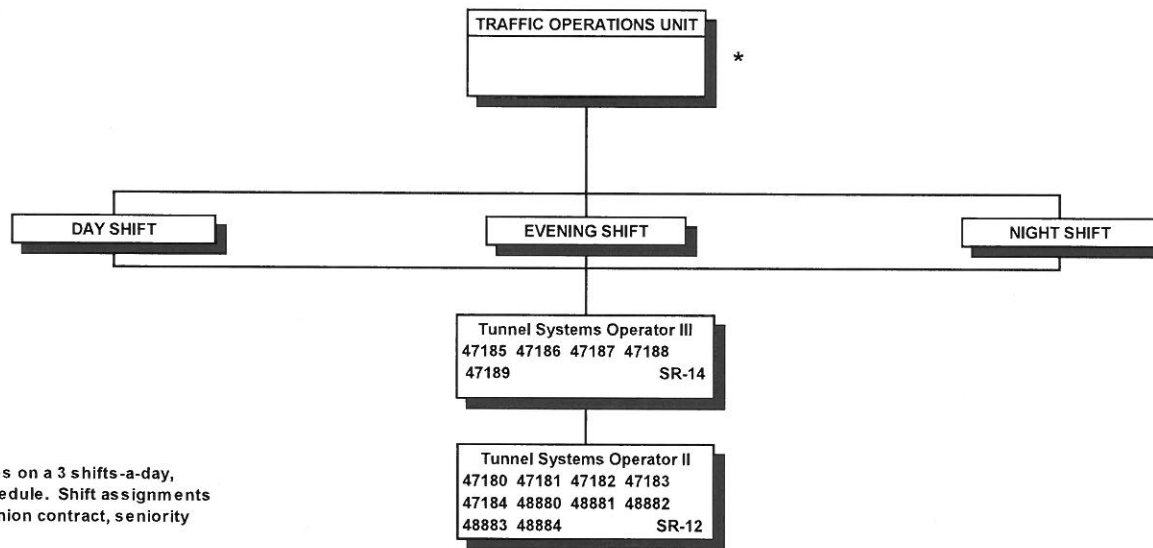
STATE OF HAWAII  
 DEPARTMENT OF TRANSPORTATION  
 HIGHWAYS DIVISION  
 OAHU DISTRICT  
 TUNNEL OPERATIONS SECTION  
 PLANT MAINTENANCE UNIT  
 POSITION ORGANIZATION CHART



The Plant Maintenance Unit operates on a 3 shifts-a-day, 24 hours-a-day, 7 days-a-week schedule. Shift assignments are made in accordance with the union contract, seniority and operational needs.

All special funded positions.

STATE OF HAWAII  
 DEPARTMENT OF TRANSPORTATION  
 HIGHWAYS DIVISION  
 OAHU DISTRICT  
 TUNNEL OPERATIONS SECTION  
 TRAFFIC OPERATIONS UNIT  
 POSITION ORGANIZATION CHART



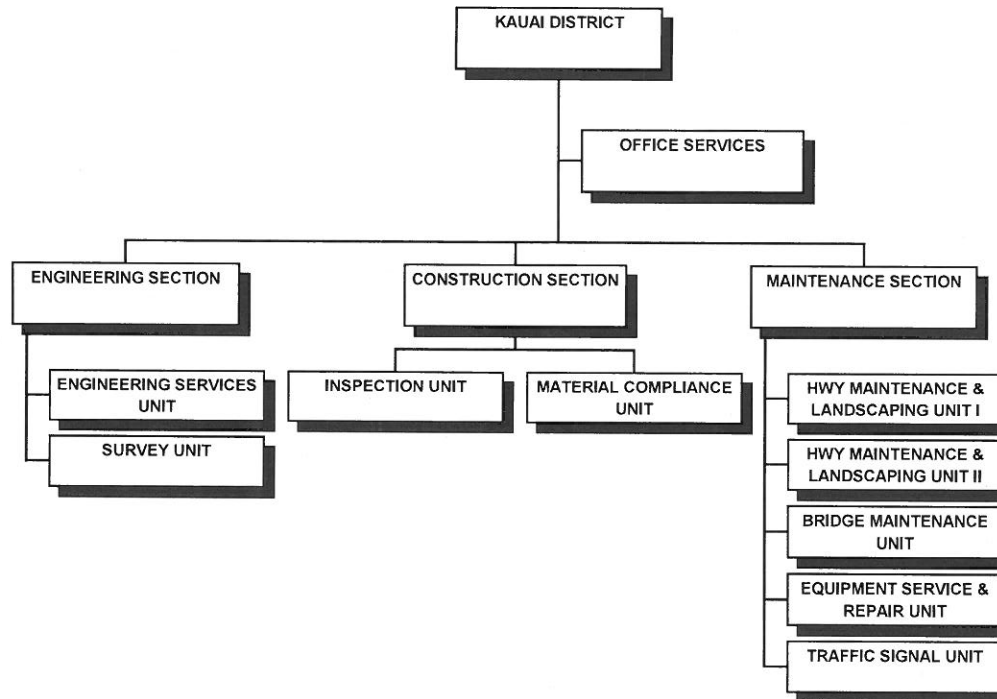
The Traffic Operations Unit operates on a 3 shifts-a-day, 24 hours-a-day, 7 days-a-week schedule. Shift assignments are made in accordance with the union contract, seniority and operational needs.

All special funded positions.

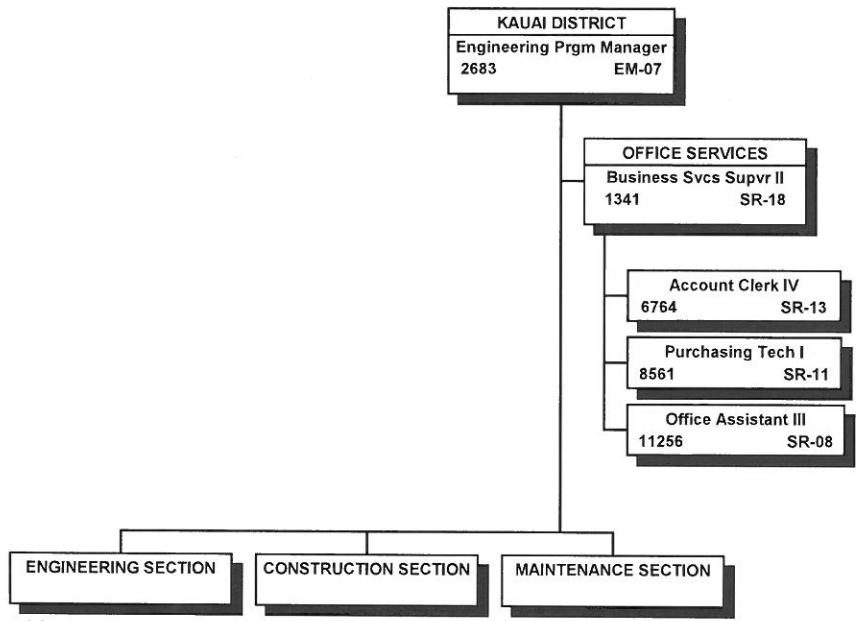
\* Engineer (Civil) IV position to be established.

STATE OF HAWAII  
DEPARTMENT OF TRANSPORTATION  
HIGHWAYS DIVISION  
KAUAI DISTRICT

ORGANIZATION CHART



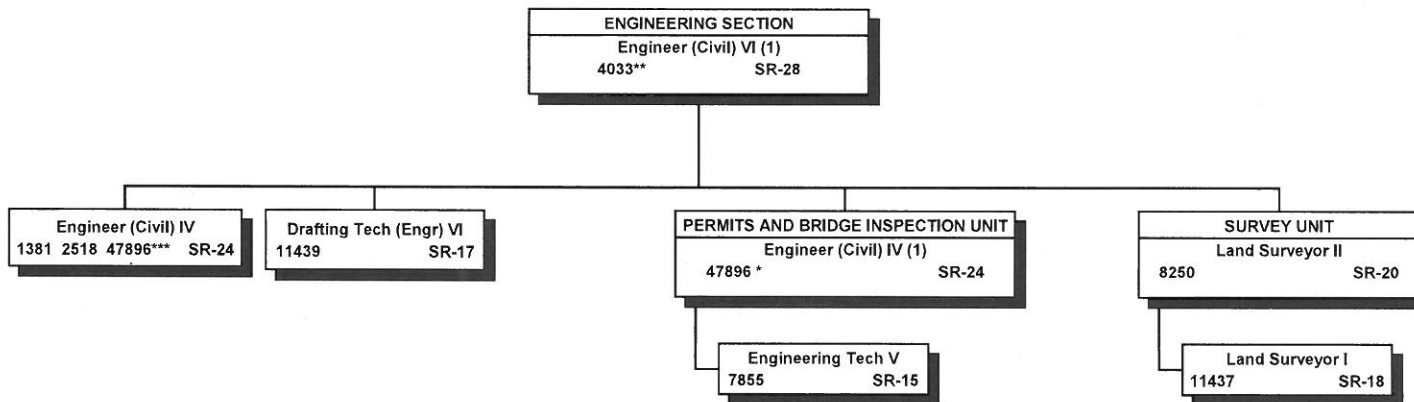
STATE OF HAWAII  
DEPARTMENT OF TRANSPORTATION  
HIGHWAYS DIVISION  
KAUAI DISTRICT  
POSITION ORGANIZATION CHART



All positions 50% special funded and 50% project funded.



STATE OF HAWAII  
 DEPARTMENT OF TRANSPORTATION  
 HIGHWAYS DIVISION  
 KAUAI DISTRICT  
 ENGINEERING SECTION  
 POSITION ORGANIZATION CHART



(1) To be redescribed

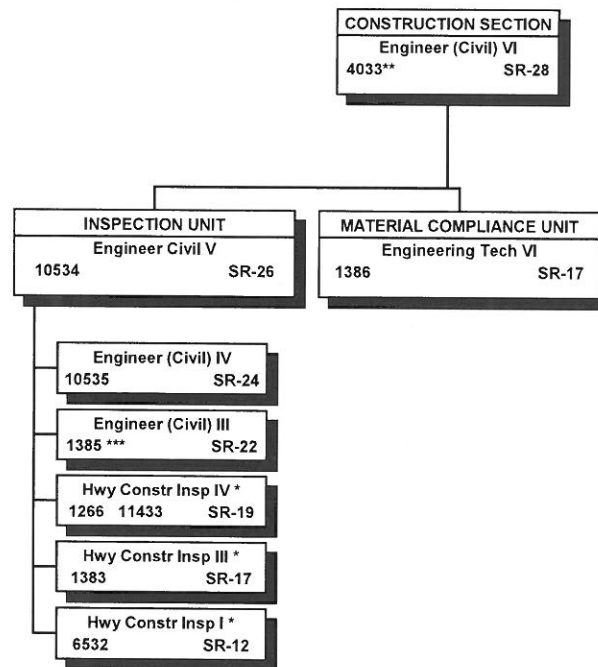
\* May be supervised by engineers on a project basis.

\*\* 50% special funded & 50% project funded.

\*\*\* Special funded.

All other positions project funded.

STATE OF HAWAII  
 DEPARTMENT OF TRANSPORTATION  
 HIGHWAYS DIVISION  
 KAUAI DISTRICT  
 ENGINEERING SECTION  
 POSITION ORGANIZATION CHART



\* May be supervised by engineers on a project basis.

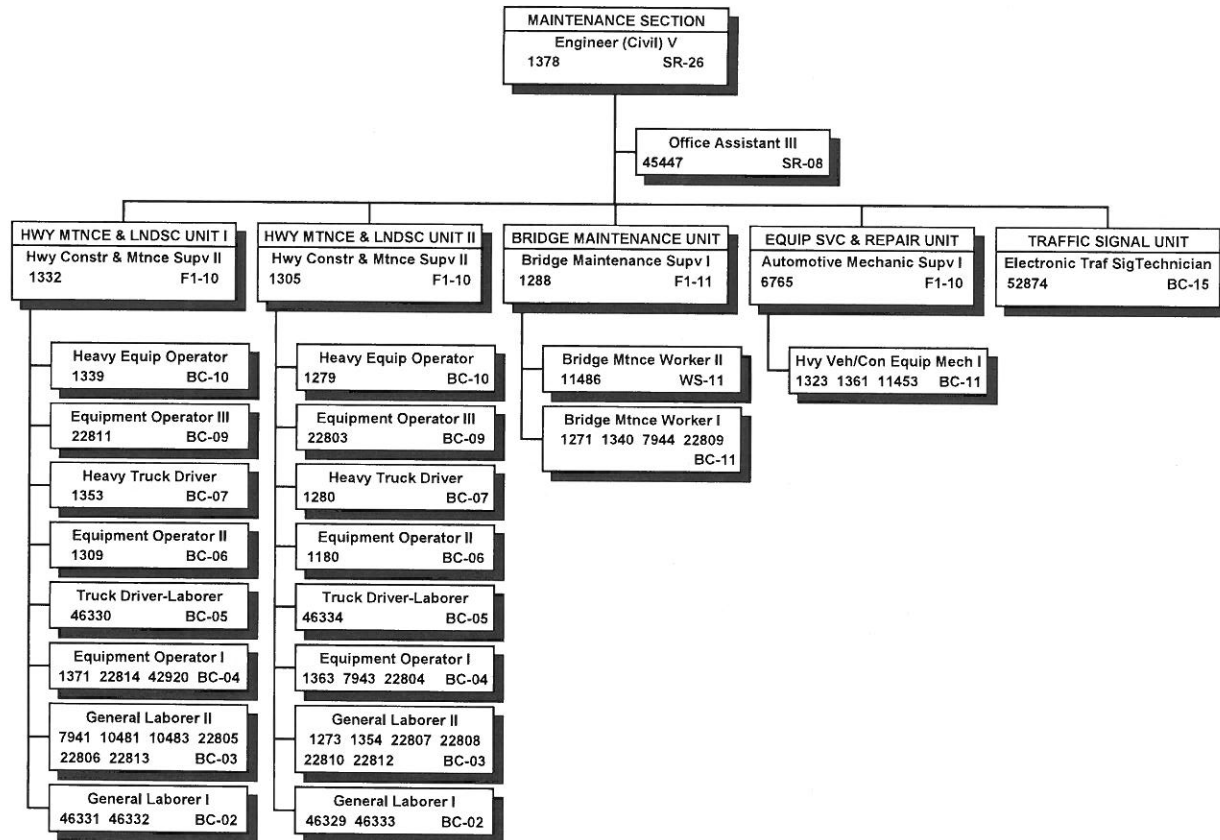
\*\* 50% special funded & 50% project funded.

\*\*\* To be redescribed

All other positions project funded.

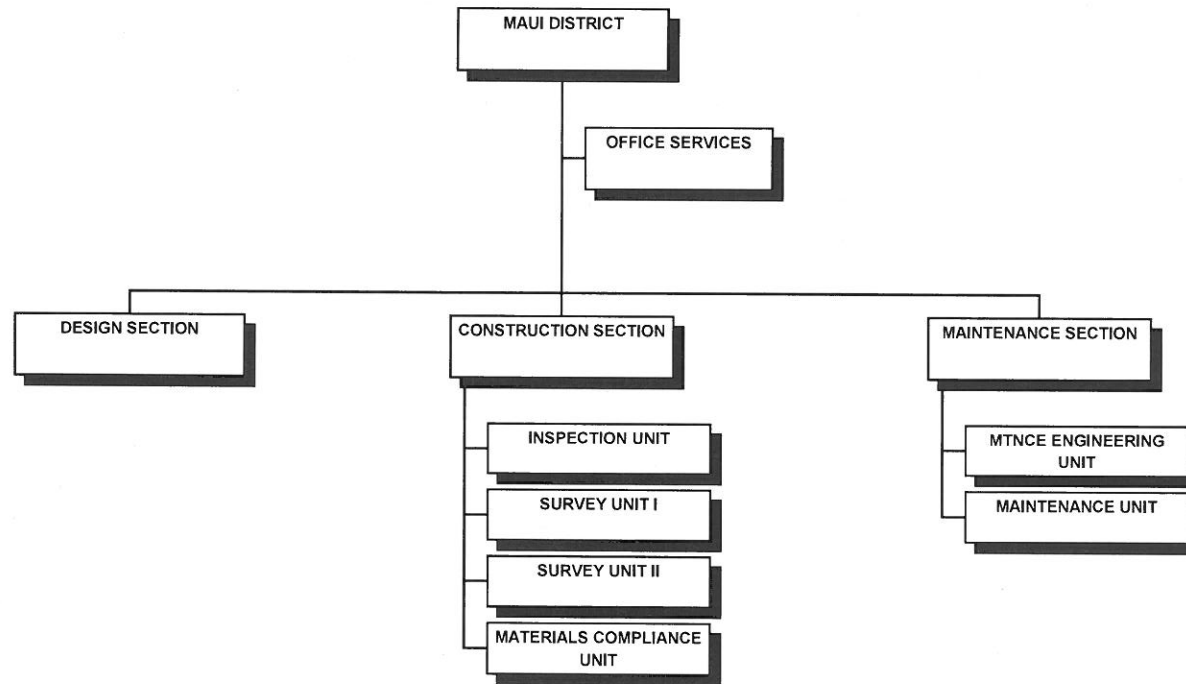
STATE OF HAWAII  
 DEPARTMENT OF TRANSPORTATION  
 HIGHWAYS DIVISION  
 KAUAI DISTRICT  
 MAINTENANCE SECTION

POSITION ORGANIZATION CHART



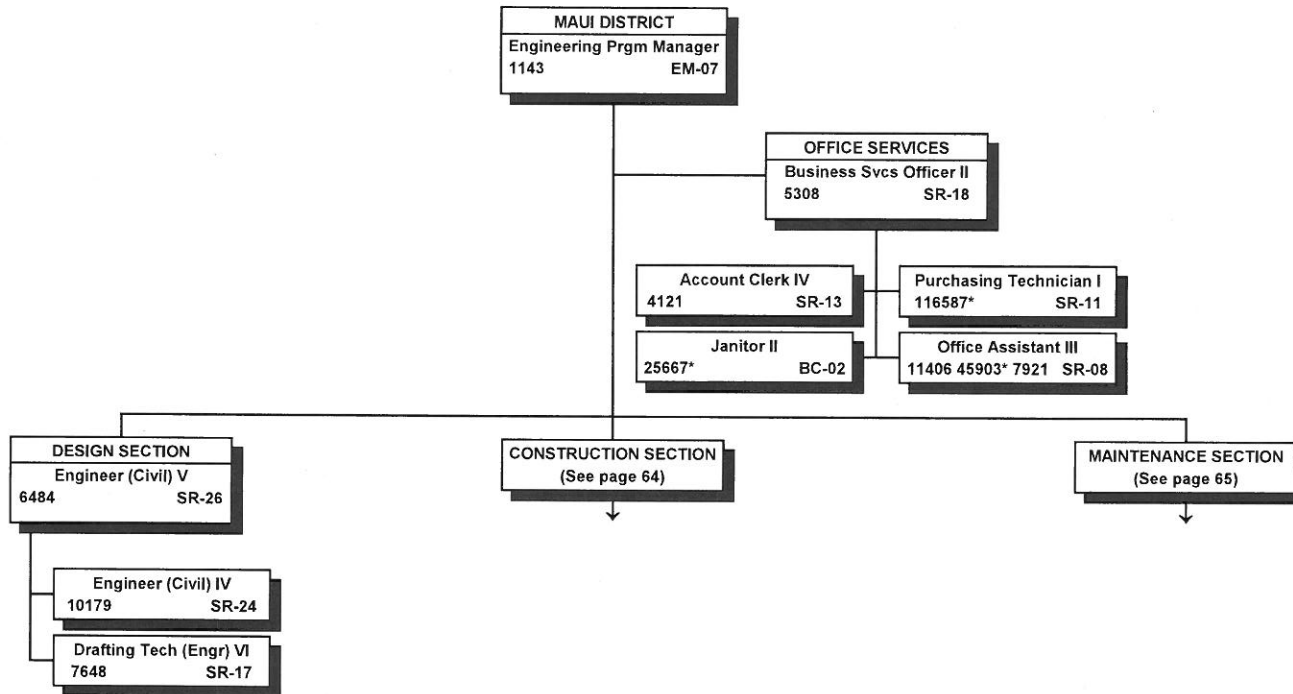
All special funded positions.

STATE OF HAWAII  
DEPARTMENT OF TRANSPORTATION  
HIGHWAYS DIVISION  
MAUI DISTRICT  
ORGANIZATION CHART



STATE OF HAWAII  
 DEPARTMENT OF TRANSPORTATION  
 HIGHWAYS DIVISION  
 MAUI DISTRICT

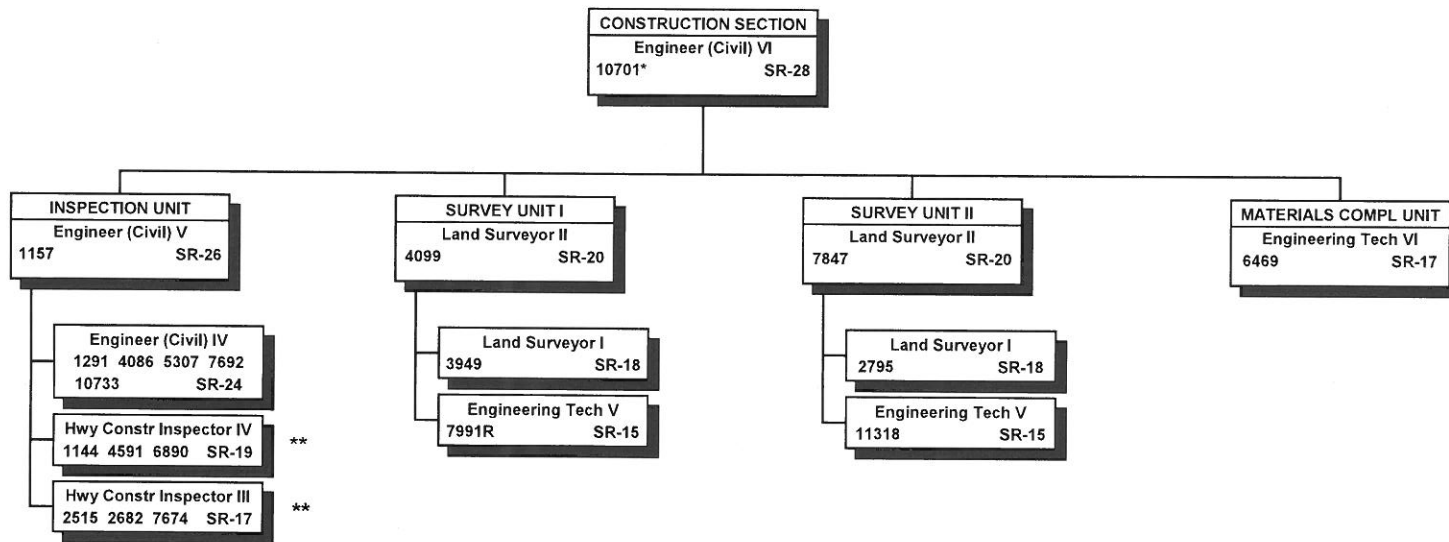
POSITION ORGANIZATION CHART



\* Special funded positions.

All other positions are 50% special funded  
 and 50% project funded.

STATE OF HAWAII  
DEPARTMENT OF TRANSPORTATION  
HIGHWAYS DIVISION  
MAUI DISTRICT  
CONSTRUCTION SECTION  
POSITION ORGANIZATION CHART

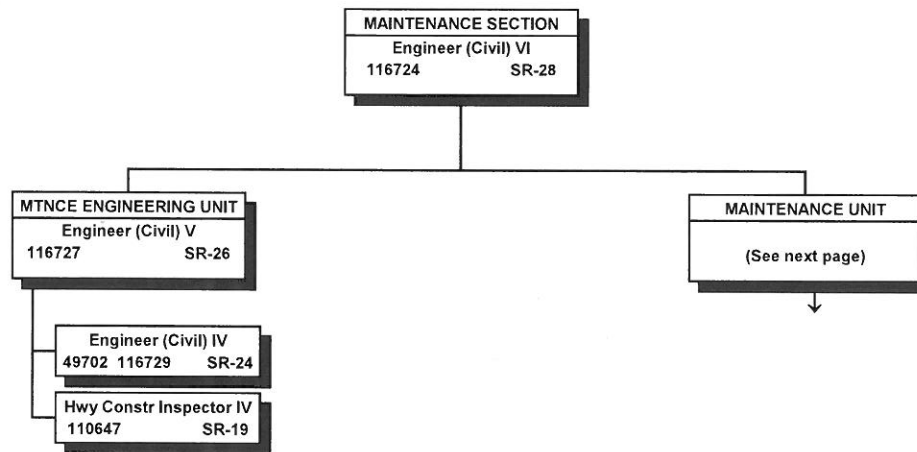


\* 50% special funded and 50% project funded. All other positions 100% project funded.

\*\* May be supervised by engineers on a project basis.

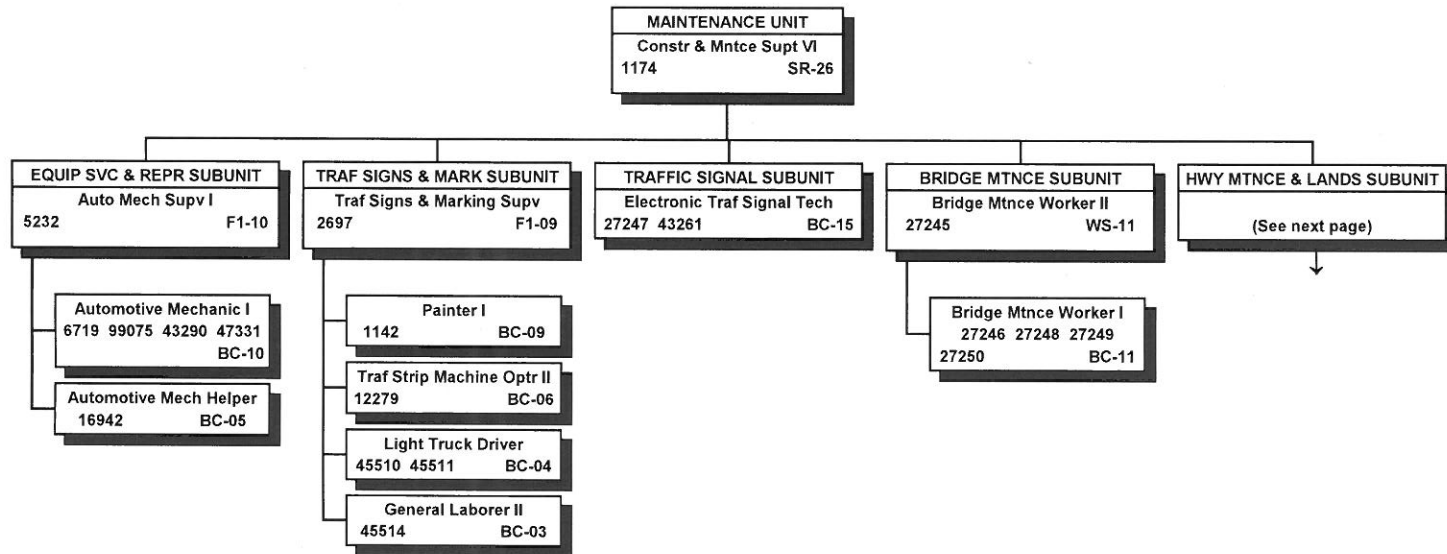
"R" indicates restored abolished position.

STATE OF HAWAII  
DEPARTMENT OF TRANSPORTATION  
HIGHWAYS DIVISION  
MAUI DISTRICT  
MAINTENANCE SECTION  
POSITION ORGANIZATION CHART



All special funded positions.

STATE OF HAWAII  
 DEPARTMENT OF TRANSPORTATION  
 HIGHWAYS DIVISION  
 MAUI DISTRICT  
 MAINTENANCE SECTION  
 MAINTENANCE UNIT

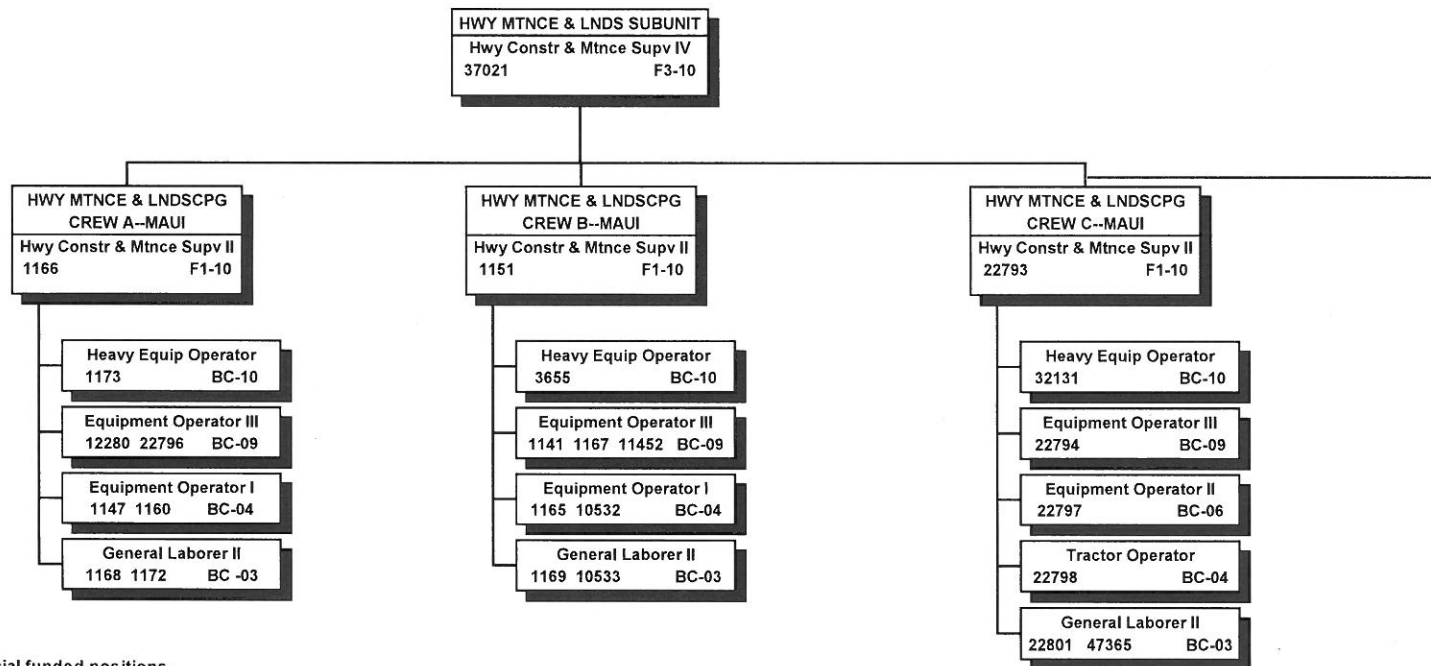


All special funded positions.



STATE OF HAWAII  
 DEPARTMENT OF TRANSPORTATION  
 HIGHWAYS DIVISION  
 MAUI DISTRICT  
 MAINTENANCE SECTION  
 MAINTENANCE UNIT  
 HIGHWAY MAINTENANCE & LANDSCAPING SUBUNIT

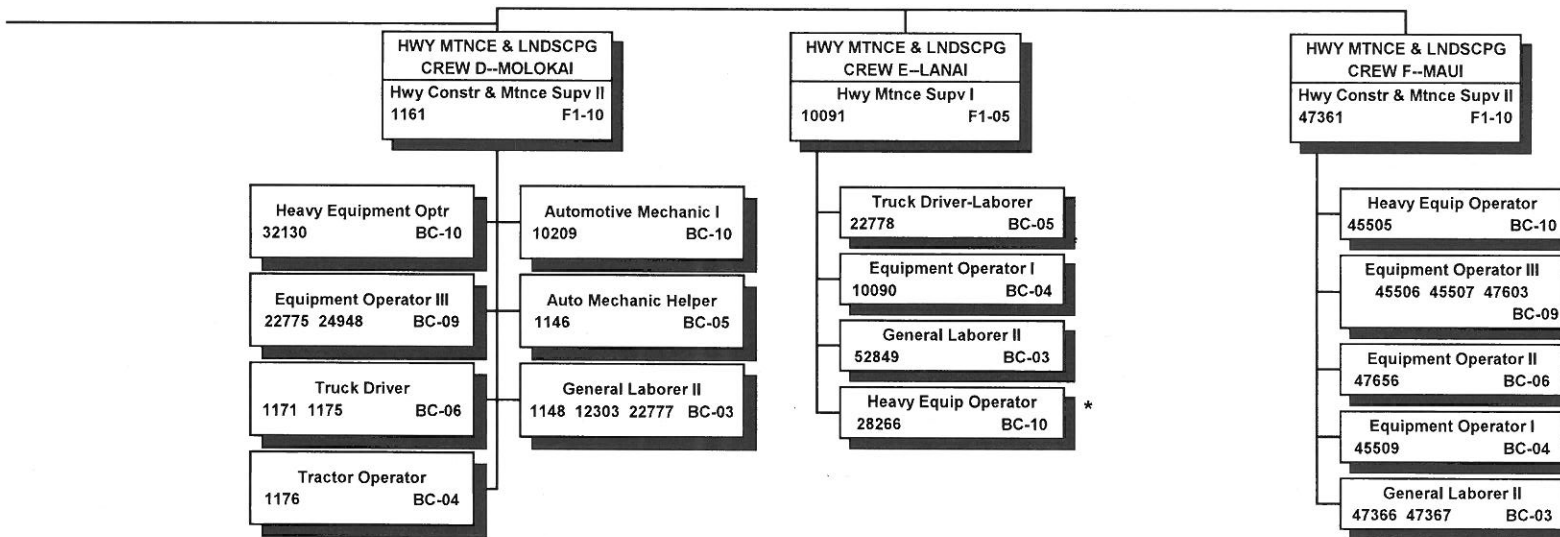
POSITION ORGANIZATION CHART



All special funded positions.

STATE OF HAWAII  
 DEPARTMENT OF TRANSPORTATION  
 HIGHWAYS DIVISION  
 MAUI DISTRICT  
 MAINTENANCE SECTION  
 MAINTENANCE UNIT  
 HIGHWAY MAINTENANCE & LANDSCAPING SUBUNIT

POSITION ORGANIZATION CHART

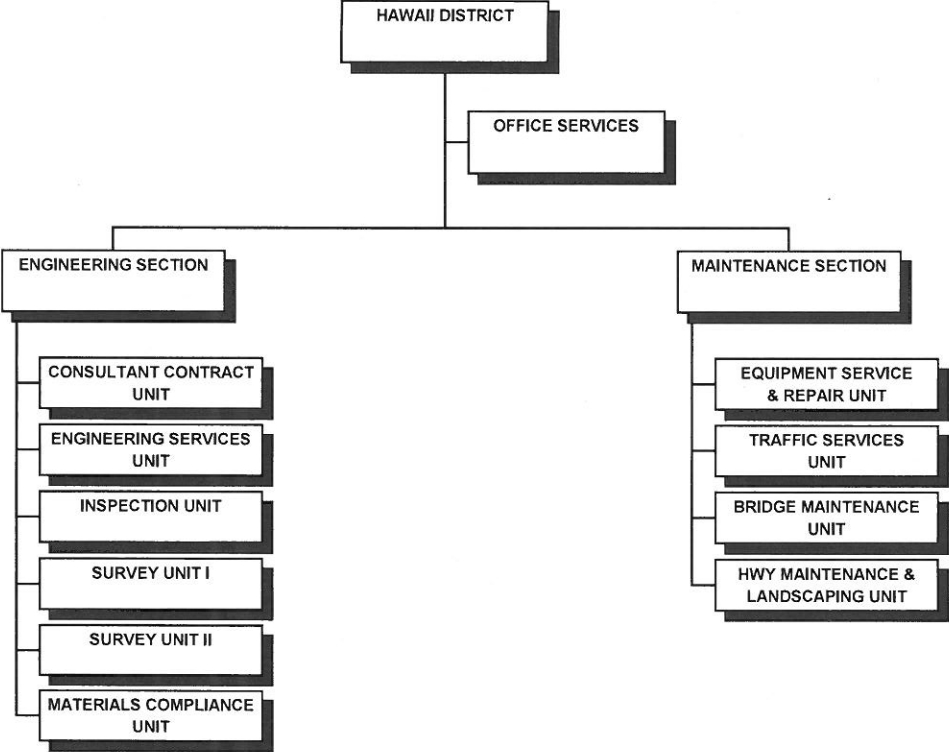


\* Indefinite temporary position used for temporary assignment purposes only.

All special funded positions.

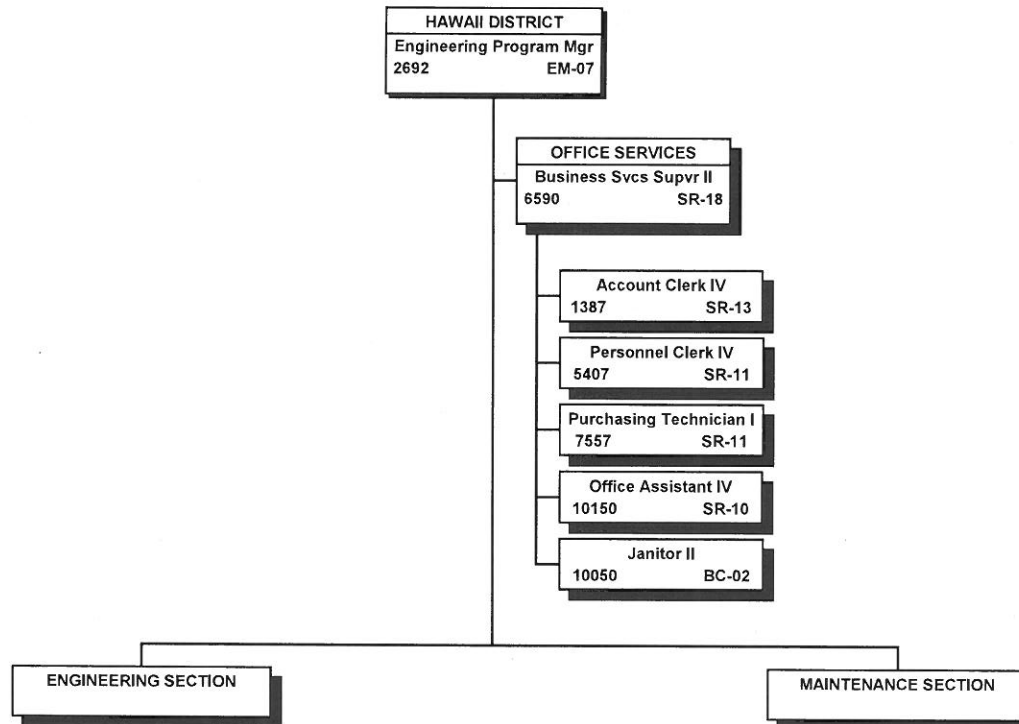
STATE OF HAWAII  
DEPARTMENT OF TRANSPORTATION  
HIGHWAYS DIVISION  
HAWAII DISTRICT

ORGANIZATION CHART



STATE OF HAWAII  
DEPARTMENT OF TRANSPORTATION  
HIGHWAYS DIVISION  
HAWAII DISTRICT

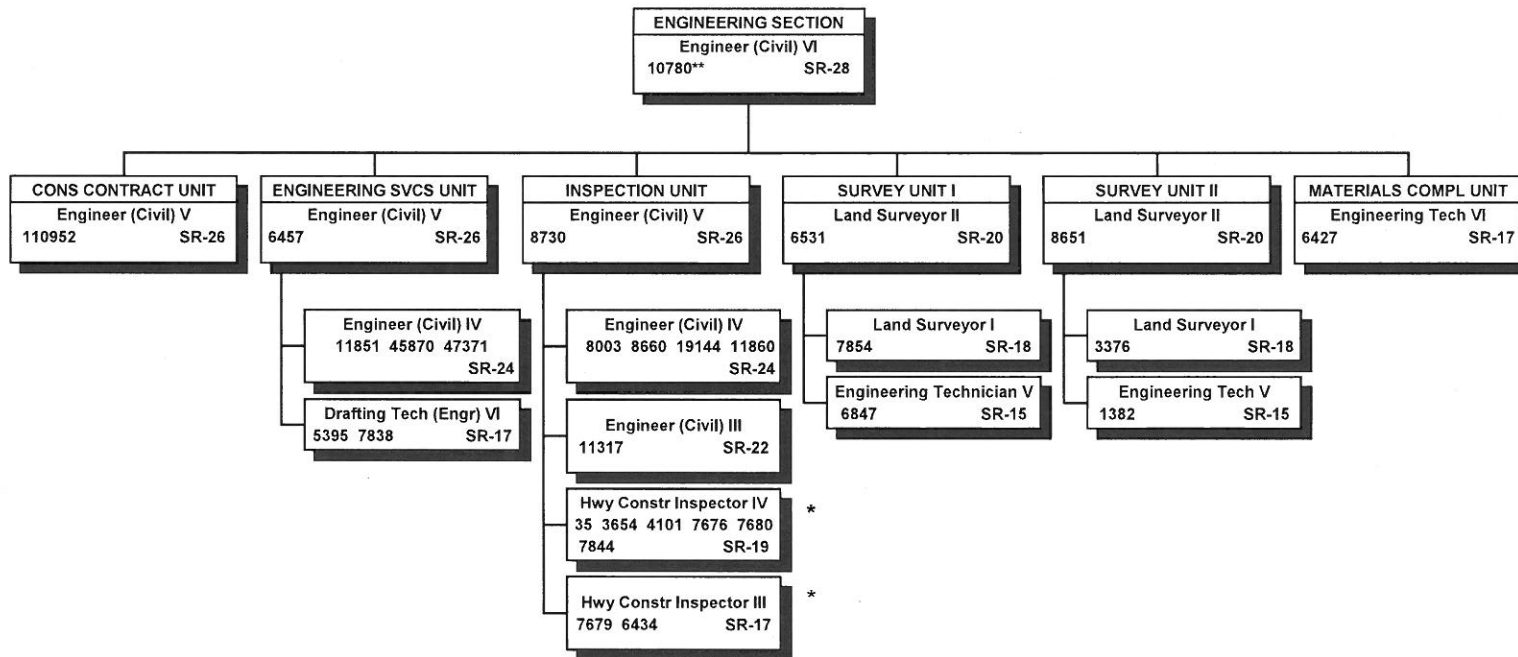
POSITION ORGANIZATION CHART



All positions are 50% special funded and 50% project funded.

STATE OF HAWAII  
 DEPARTMENT OF TRANSPORTATION  
 HIGHWAYS DIVISION  
 HAWAII DISTRICT  
 ENGINEERING SECTION

POSITION ORGANIZATION CHART

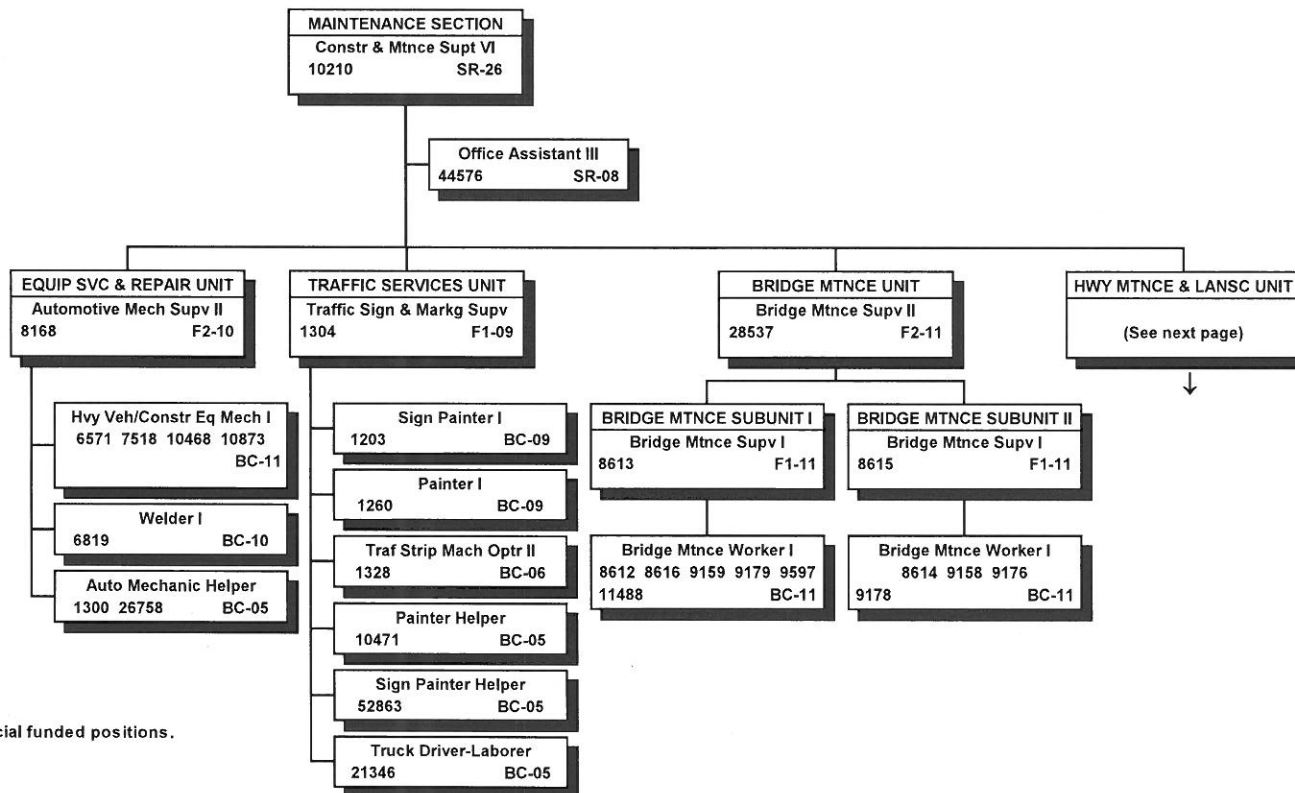


\* May be supervised by engineers.

\*\* 50% special funded and 50% project funded  
 (all other positions special funded).

STATE OF HAWAII  
 DEPARTMENT OF TRANSPORTATION  
 HIGHWAYS DIVISION  
 HAWAII DISTRICT  
 MAINTENANCE SECTION

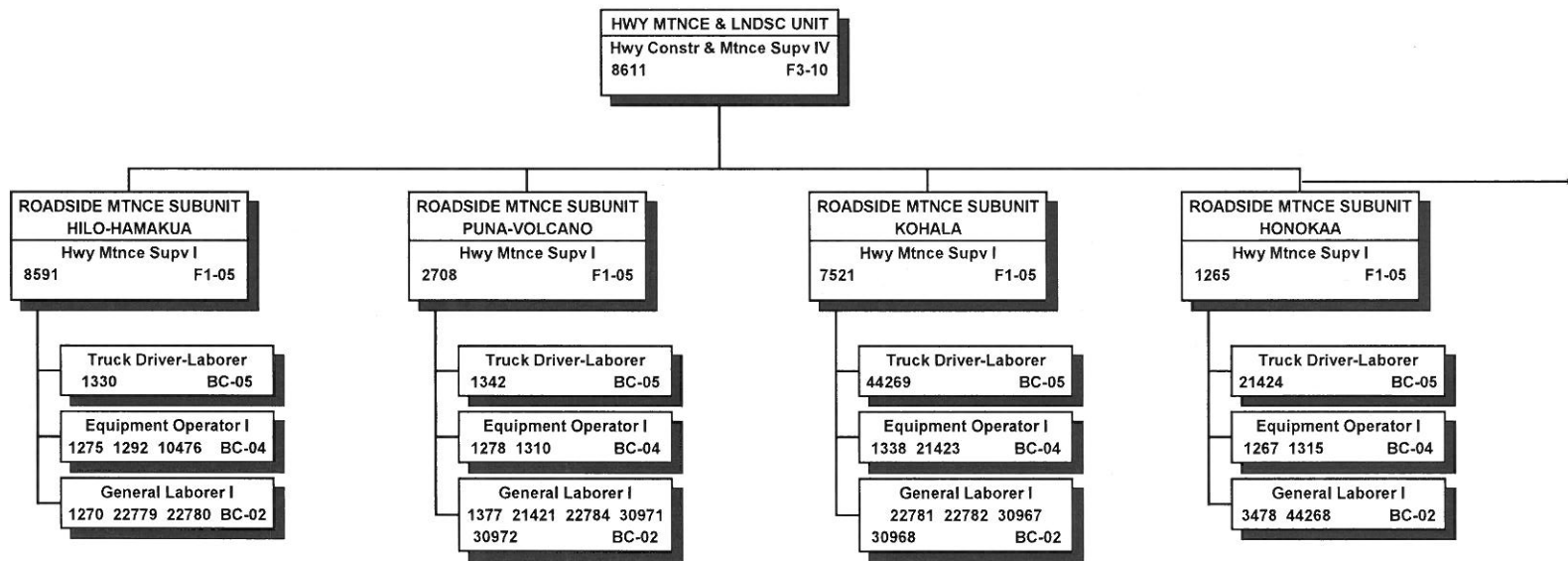
POSITION ORGANIZATION CHART



All special funded positions.

STATE OF HAWAII  
 DEPARTMENT OF TRANSPORTATION  
 HIGHWAYS DIVISION  
 HAWAII DISTRICT  
 MAINTENANCE SECTION  
 HIGHWAY MAINTENANCE & LANDSCAPING UNIT

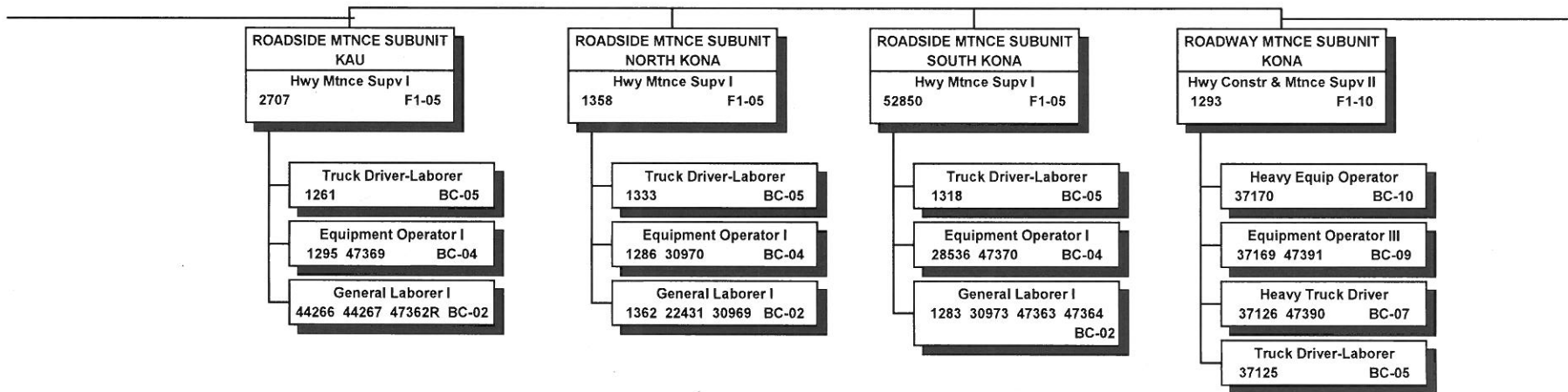
POSITION ORGANIZATION CHART



All special funded positions.

STATE OF HAWAII  
 DEPARTMENT OF TRANSPORTATION  
 HIGHWAYS DIVISION  
 HAWAII DISTRICT  
 MAINTENANCE SECTION  
 HIGHWAY MAINTENANCE & LANDSCAPING UNIT

POSITION ORGANIZATION CHART



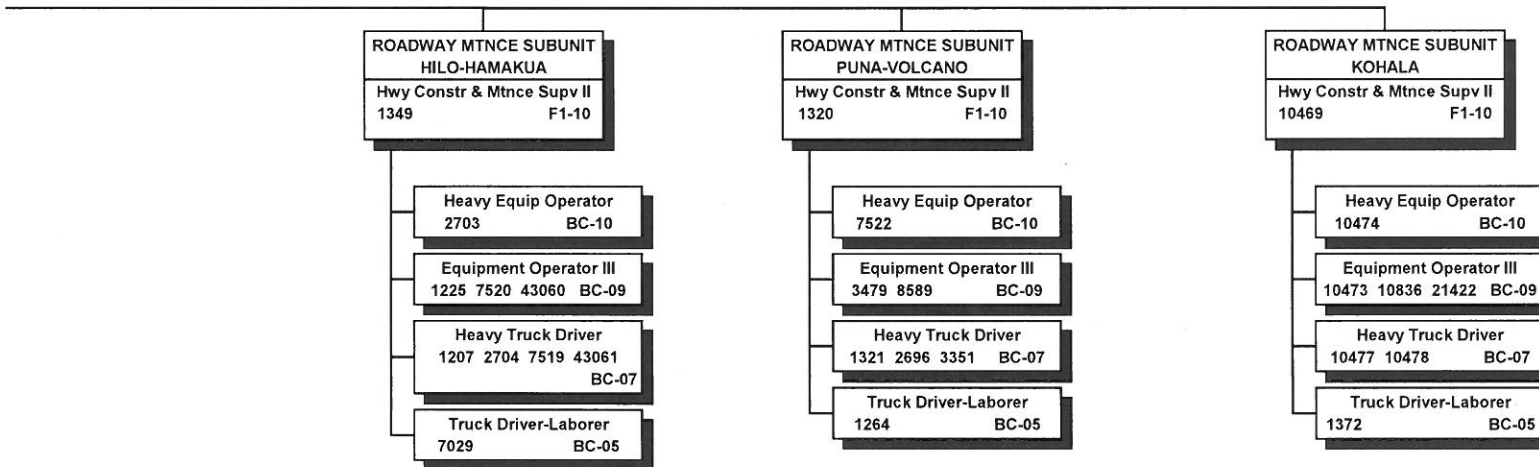
All special funded positions.

"R" indicates restored abolished position.



STATE OF HAWAII  
 DEPARTMENT OF TRANSPORTATION  
 HIGHWAYS DIVISION  
 HAWAII DISTRICT  
 MAINTENANCE SECTION  
 HIGHWAY MAINTENANCE & LANDSCAPING UNIT

POSITION ORGANIZATION CHART



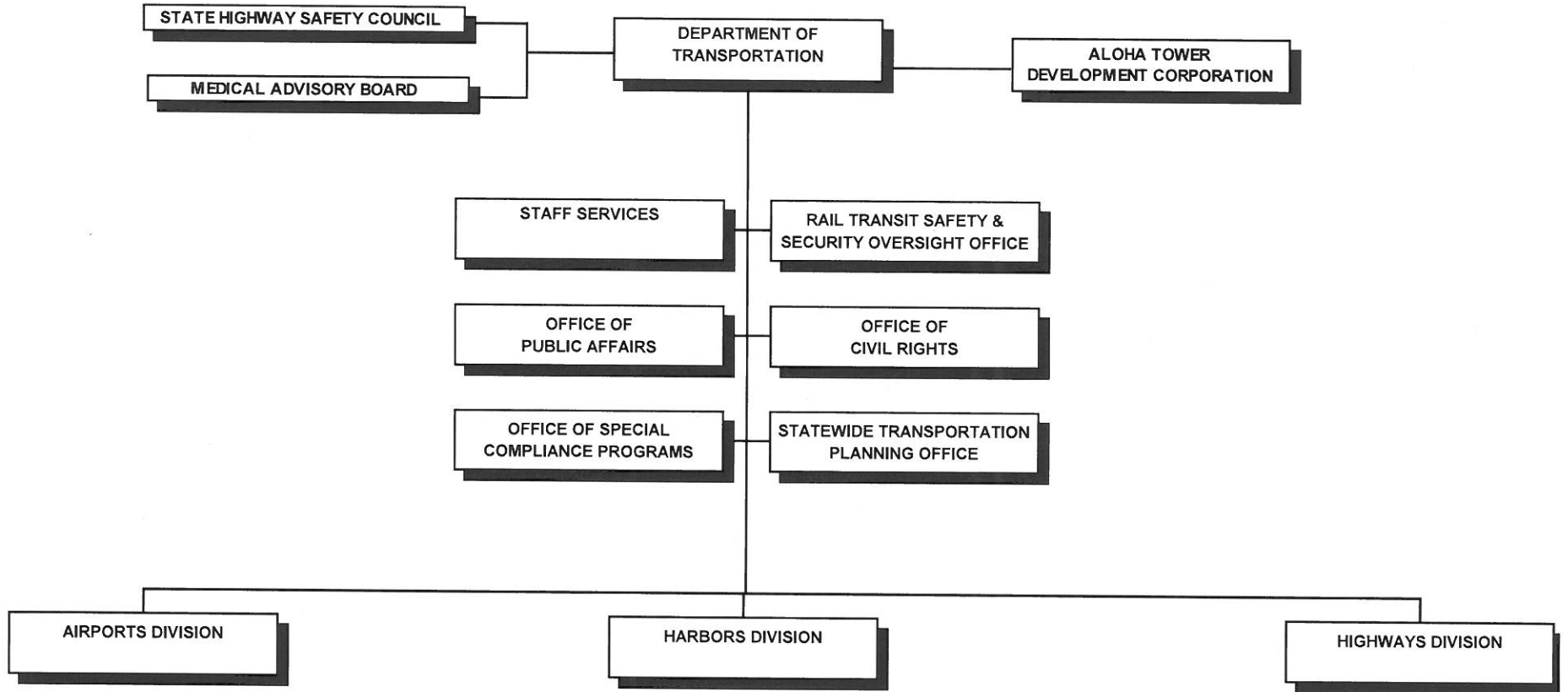
All special funded positions.

*STATE OF HAWAII  
DEPARTMENT OF TRANSPORTATION  
ADMINISTRATION*

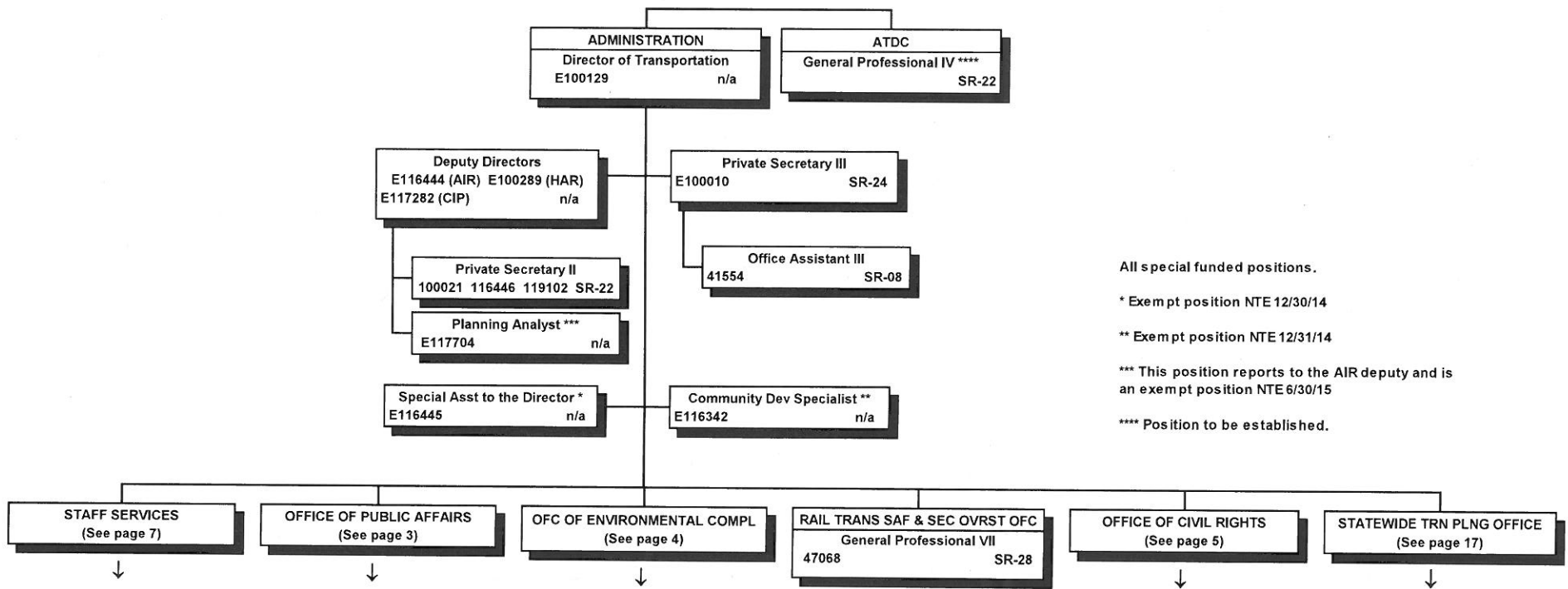
*ORGANIZATION CHARTS*

*11/30/2014  
LEGISLATIVE UPDATE*

STATE OF HAWAII  
DEPARTMENT OF TRANSPORTATION  
ORGANIZATION CHART



STATE OF HAWAII  
 DEPARTMENT OF TRANSPORTATION  
 ADMINISTRATION  
 POSITION ORGANIZATION CHART



All special funded positions.

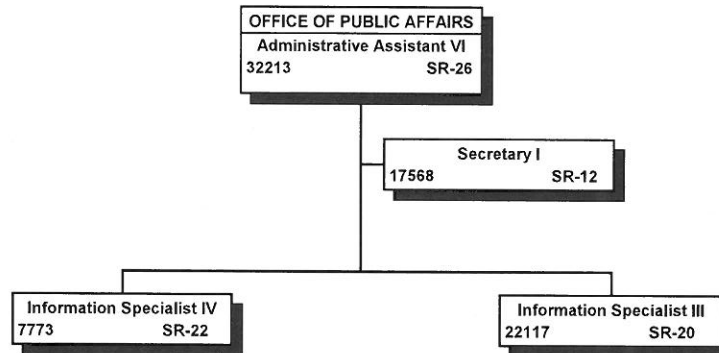
\* Exempt position NTE 12/30/14

\*\* Exempt position NTE 12/31/14

\*\*\* This position reports to the AIR deputy and is an exempt position NTE 6/30/15

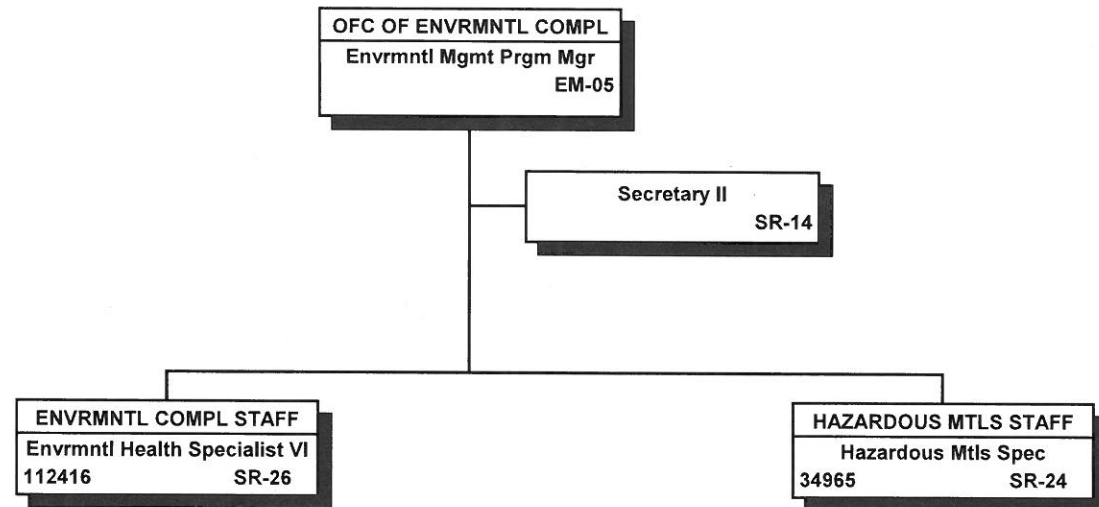
\*\*\*\* Position to be established.

STATE OF HAWAII  
DEPARTMENT OF TRANSPORTATION  
ADMINISTRATION  
OFFICE OF PUBLIC AFFAIRS  
POSITION ORGANIZATION CHART



All special funded positions.

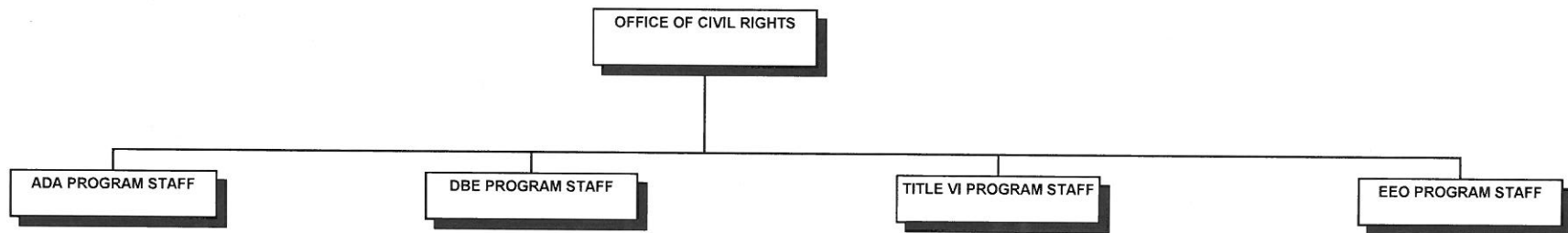
STATE OF HAWAII  
DEPARTMENT OF TRANSPORTATION  
ADMINISTRATION  
OFFICE OF ENVIRONMENTAL COMPLIANCE  
POSITION ORGANIZATION CHART



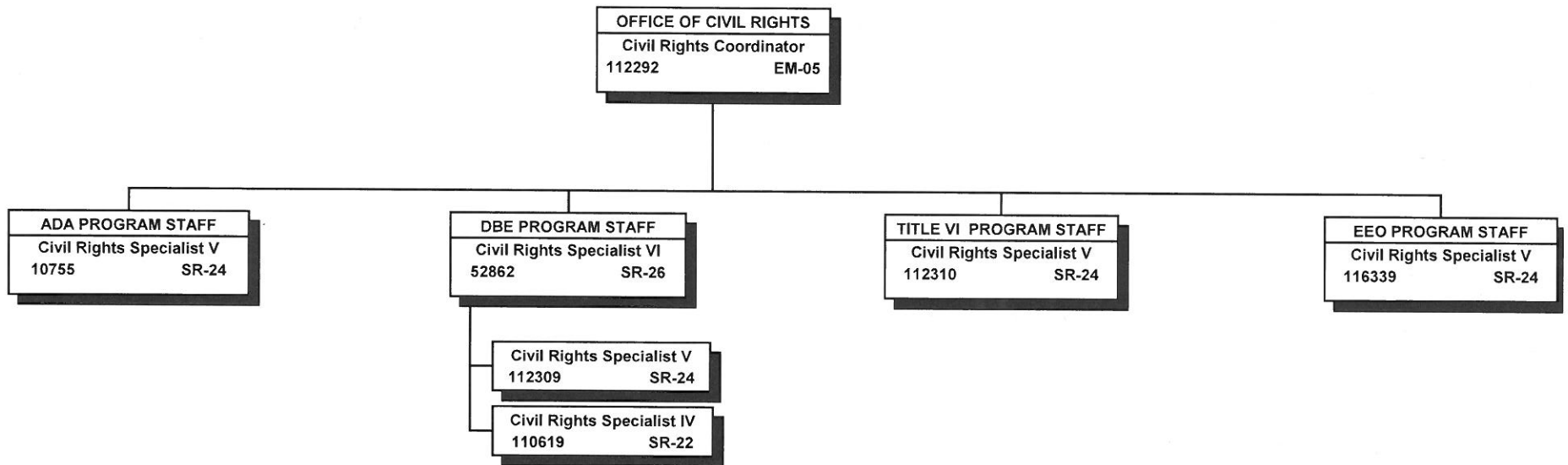
All special funded positions

\* Positions to be established

STATE OF HAWAII  
DEPARTMENT OF TRANSPORTATION  
ADMINISTRATION  
OFFICE OF CIVIL RIGHTS  
ORGANIZATION CHART



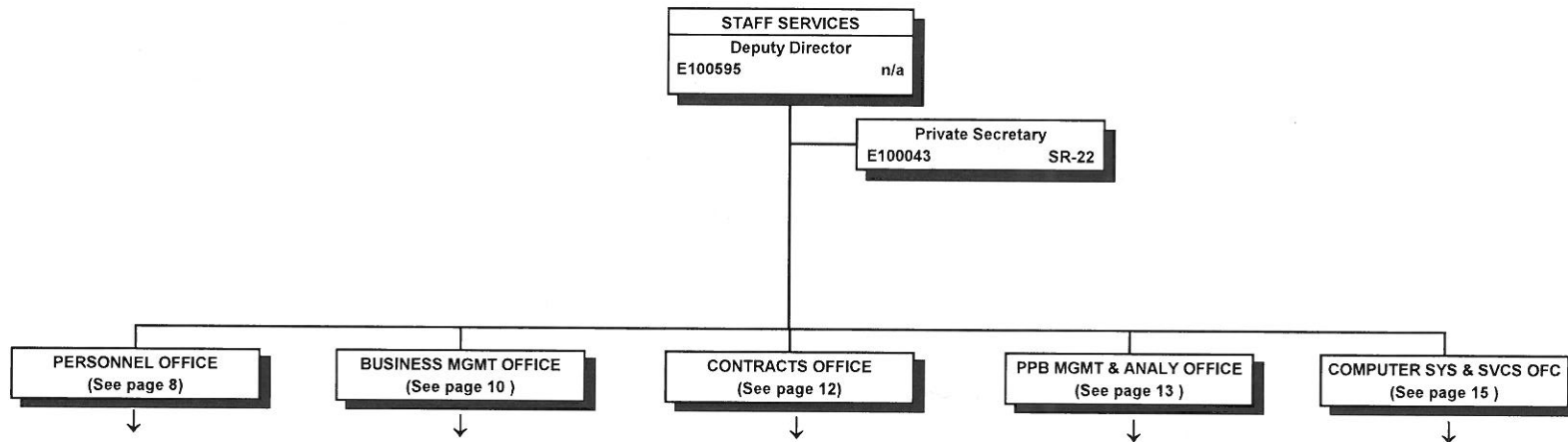
STATE OF HAWAII  
DEPARTMENT OF TRANSPORTATION  
ADMINISTRATION  
OFFICE OF CIVIL RIGHTS  
POSITION ORGANIZATION CHART



All special funded positions.



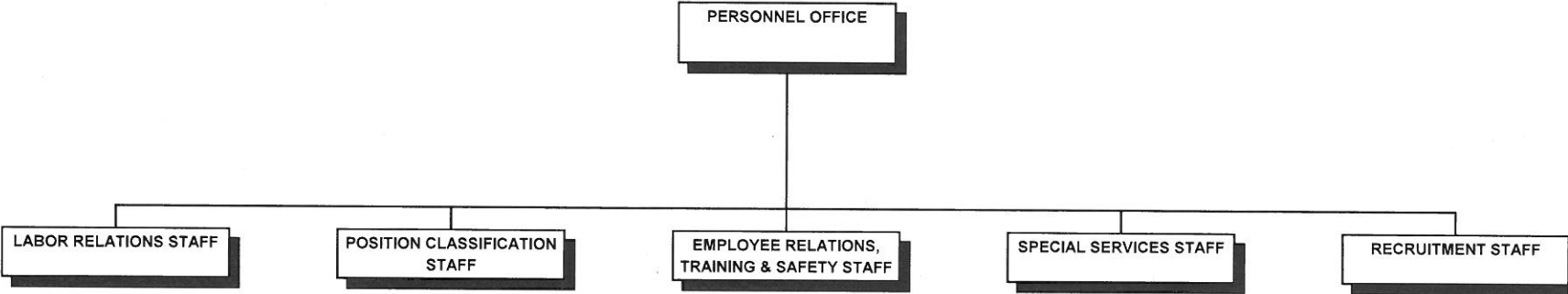
STATE OF HAWAII  
DEPARTMENT OF TRANSPORTATION  
ADMINISTRATION  
STAFF SERVICES  
POSITION ORGANIZATION CHART



Special funded postions.

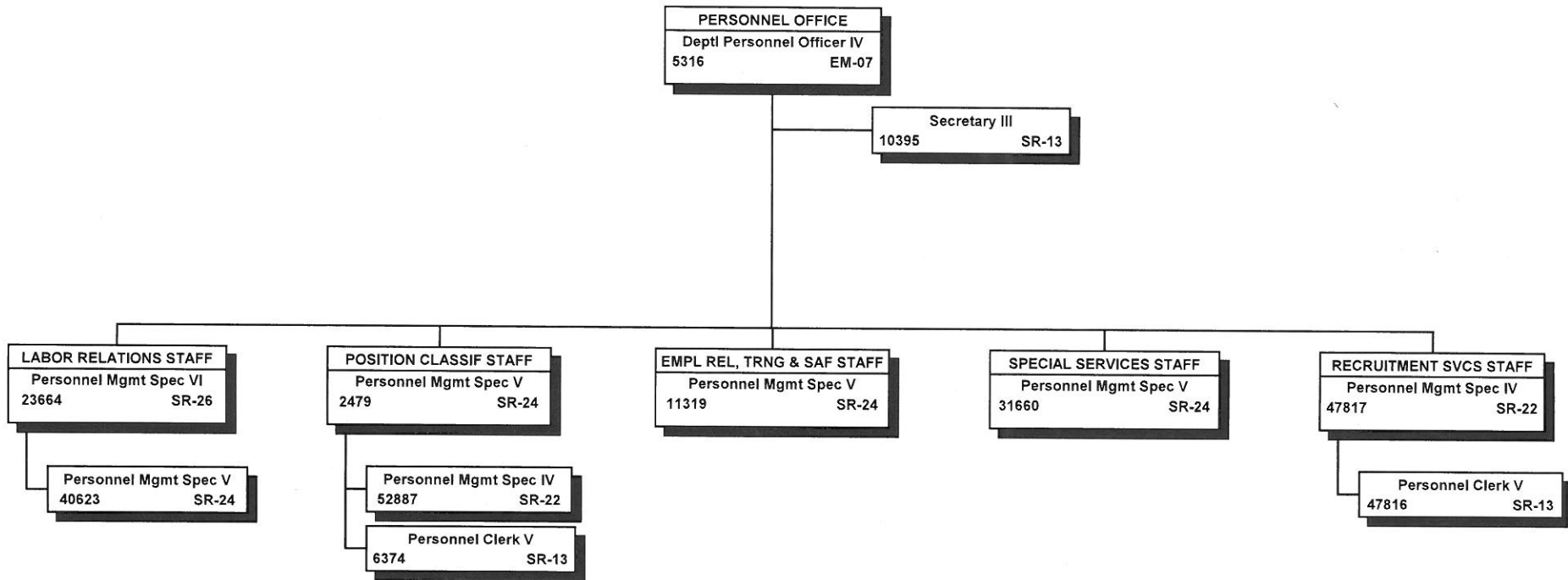
STATE OF HAWAII  
DEPARTMENT OF TRANSPORTATION  
ADMINISTRATION  
STAFF SERVICES  
PERSONNEL OFFICE

ORGANIZATION CHART



STATE OF HAWAII  
 DEPARTMENT OF TRANSPORTATION  
 ADMINISTRATION  
 STAFF SERVICES  
 PERSONNEL OFFICE

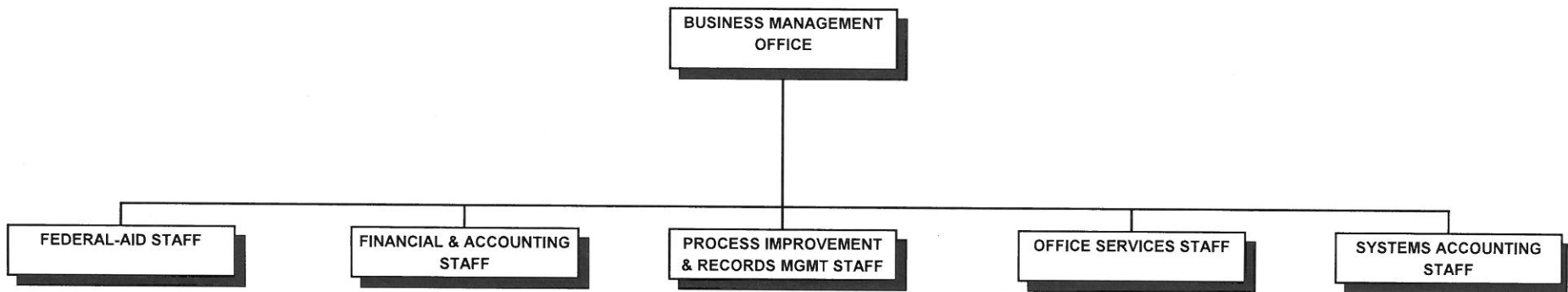
POSITION ORGANIZATION CHART



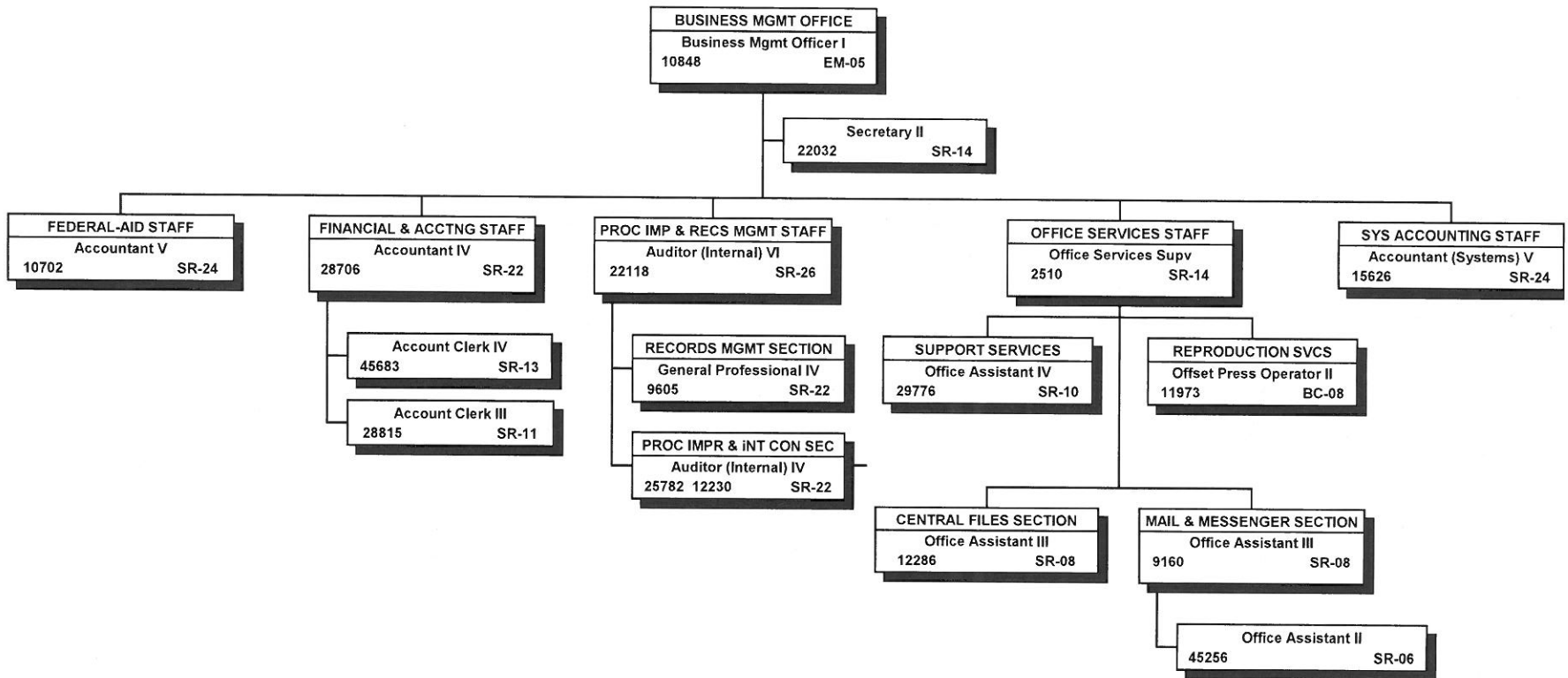
All special funded positions.

STATE OF HAWAII  
DEPARTMENT OF TRANSPORTATION  
ADMINISTRATION  
STAFF SERVICES  
BUSINESS MANAGEMENT OFFICE

ORGANIZATION CHART




STATE OF HAWAII  
 DEPARTMENT OF TRANSPORTATION  
 ADMINISTRATION  
 STAFF SERVICES  
 BUSINESS MANAGEMENT OFFICE  
 POSITION ORGANIZATION CHART



All special funded positions.

STATE OF HAWAII  
DEPARTMENT OF TRANSPORTATION  
ADMINISTRATION  
STAFF SERVICES  
CONTRACTS OFFICE

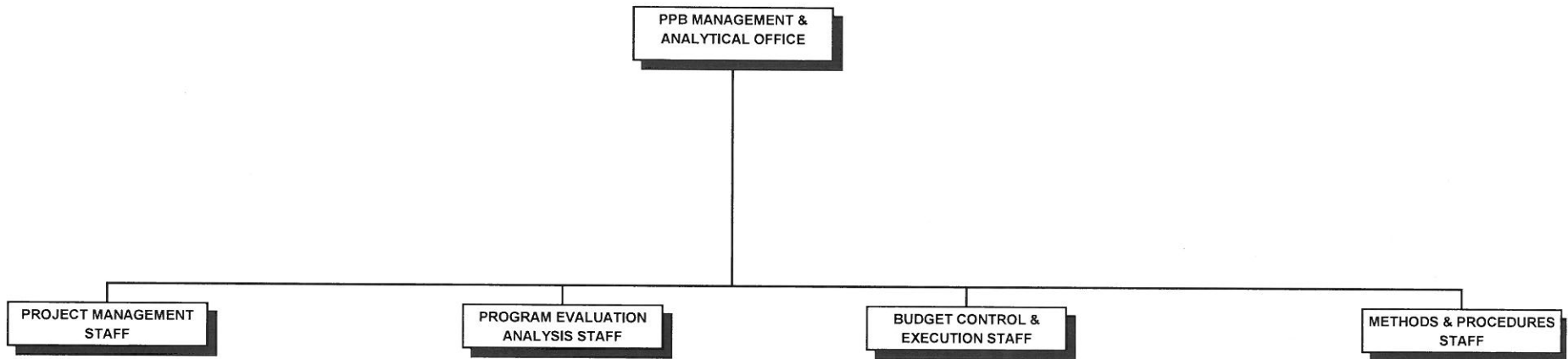
POSITION ORGANIZATION CHART



All special funded positions.

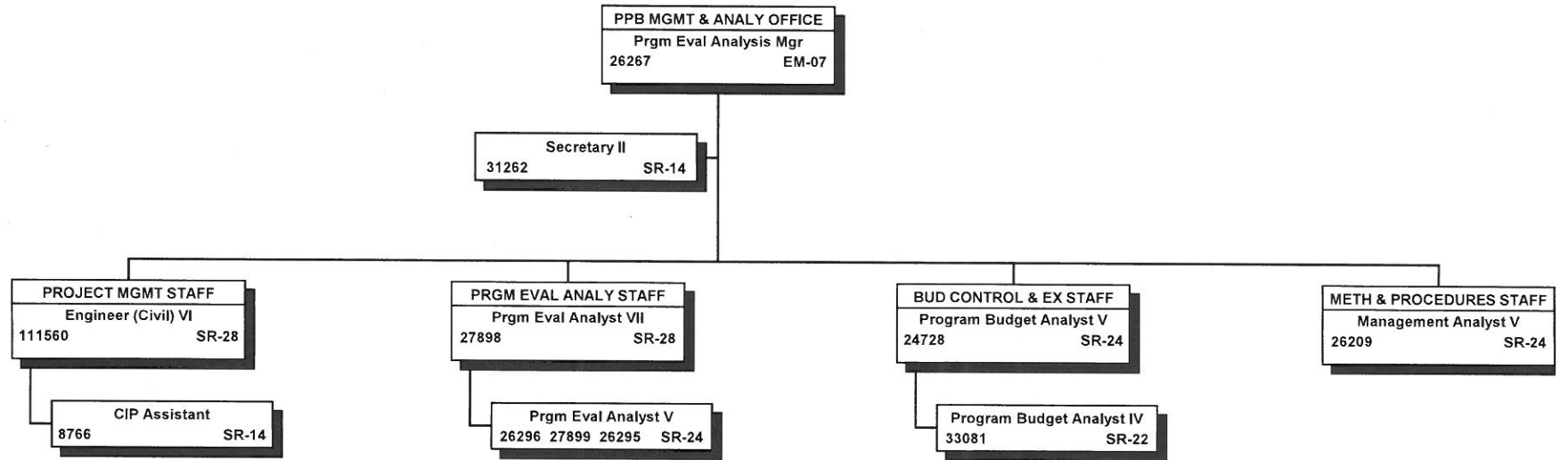
STATE OF HAWAII  
DEPARTMENT OF TRANSPORTATION  
ADMINISTRATION  
STAFF SERVICES  
PPB MANAGEMENT & ANALYTICAL OFFICE

ORGANIZATION CHART



STATE OF HAWAII  
 DEPARTMENT OF TRANSPORTATION  
 ADMINISTRATION  
 STAFF SERVICES  
 PPB MANAGEMENT & ANALYTICAL OFFICE

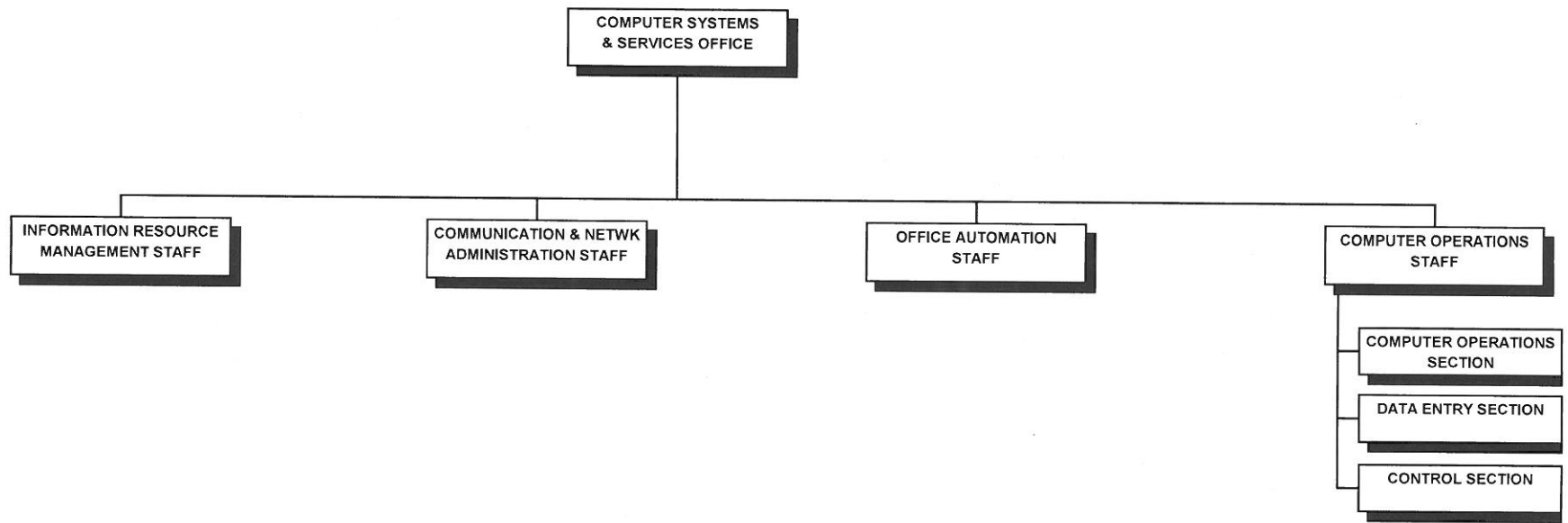
POSITION ORGANIZATION CHART



All special funded positions.

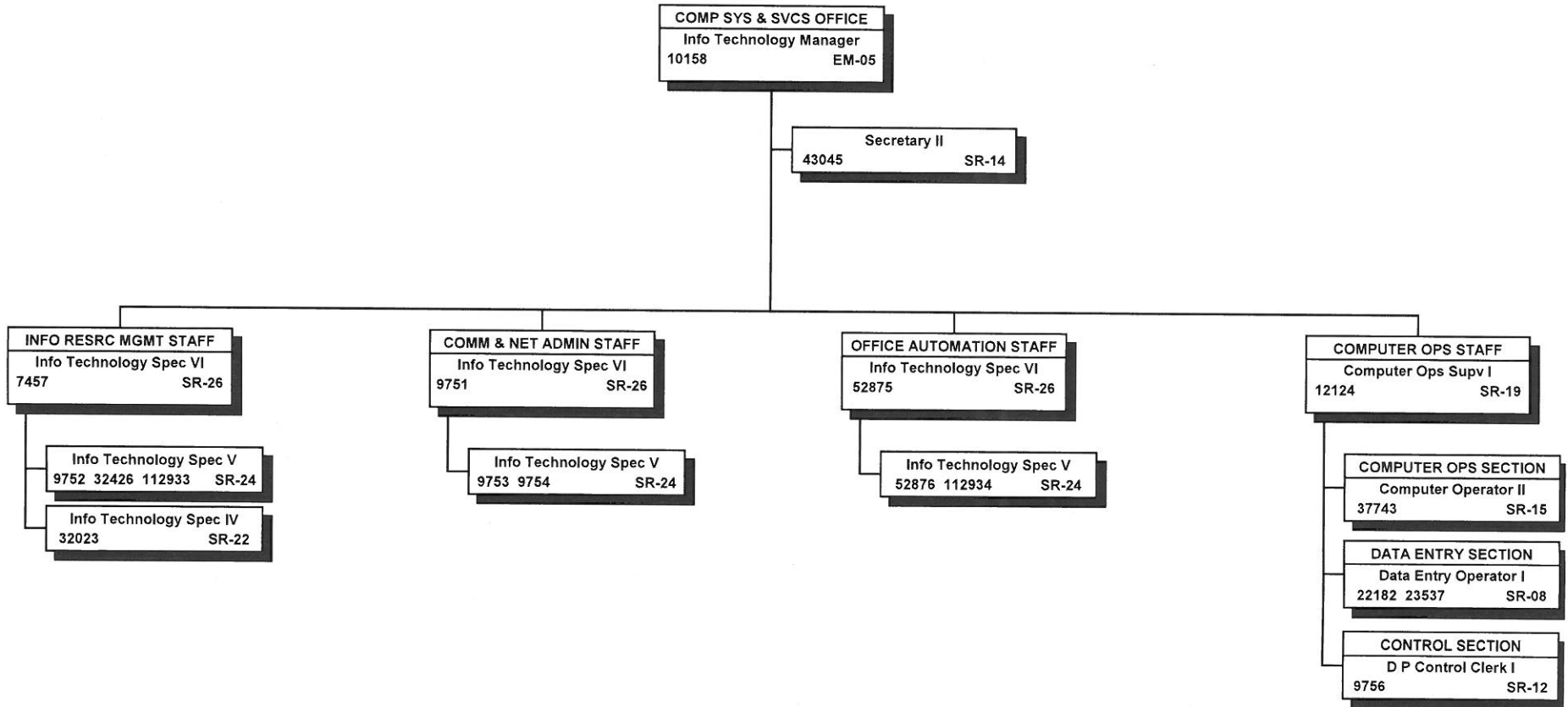


STATE OF HAWAII  
DEPARTMENT OF TRANSPORTATION  
ADMINISTRATION  
STAFF SERVICES  
COMPUTER SYSTEMS & SERVICES OFFICE  
ORGANIZATION CHART



STATE OF HAWAII  
 DEPARTMENT OF TRANSPORTATION  
 ADMINISTRATION  
 STAFF SERVICES  
 COMPUTER SYSTEMS & SERVICES OFFICE

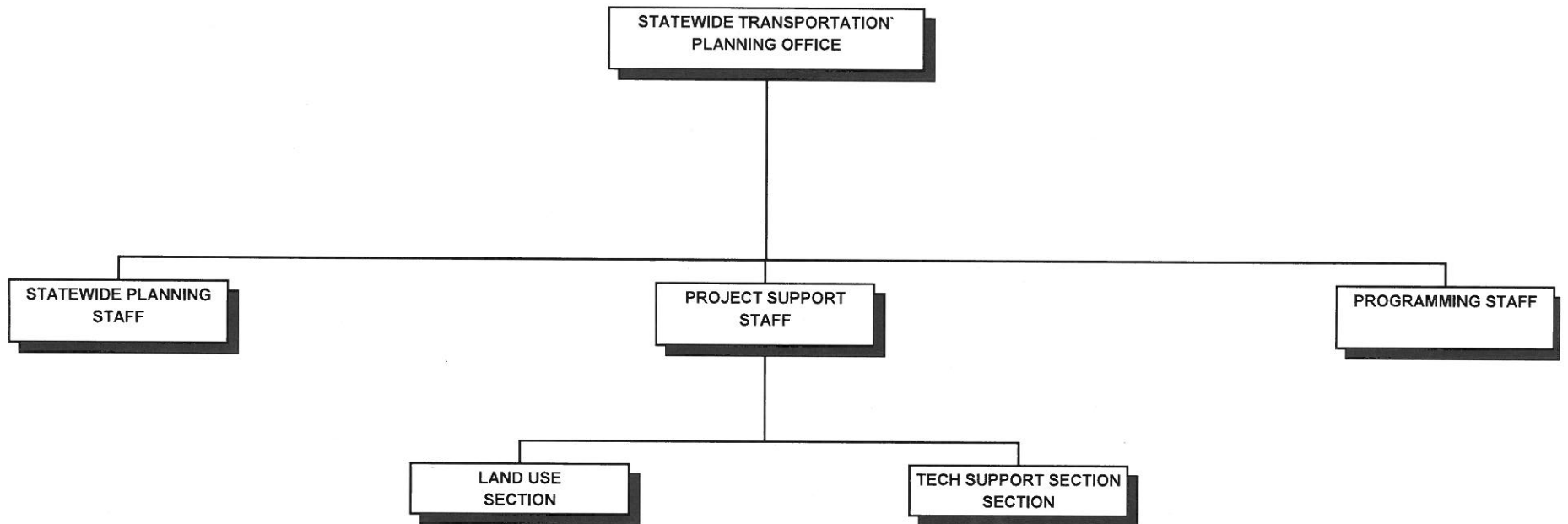
POSITION ORGANIZATION CHART



All special funded positions.

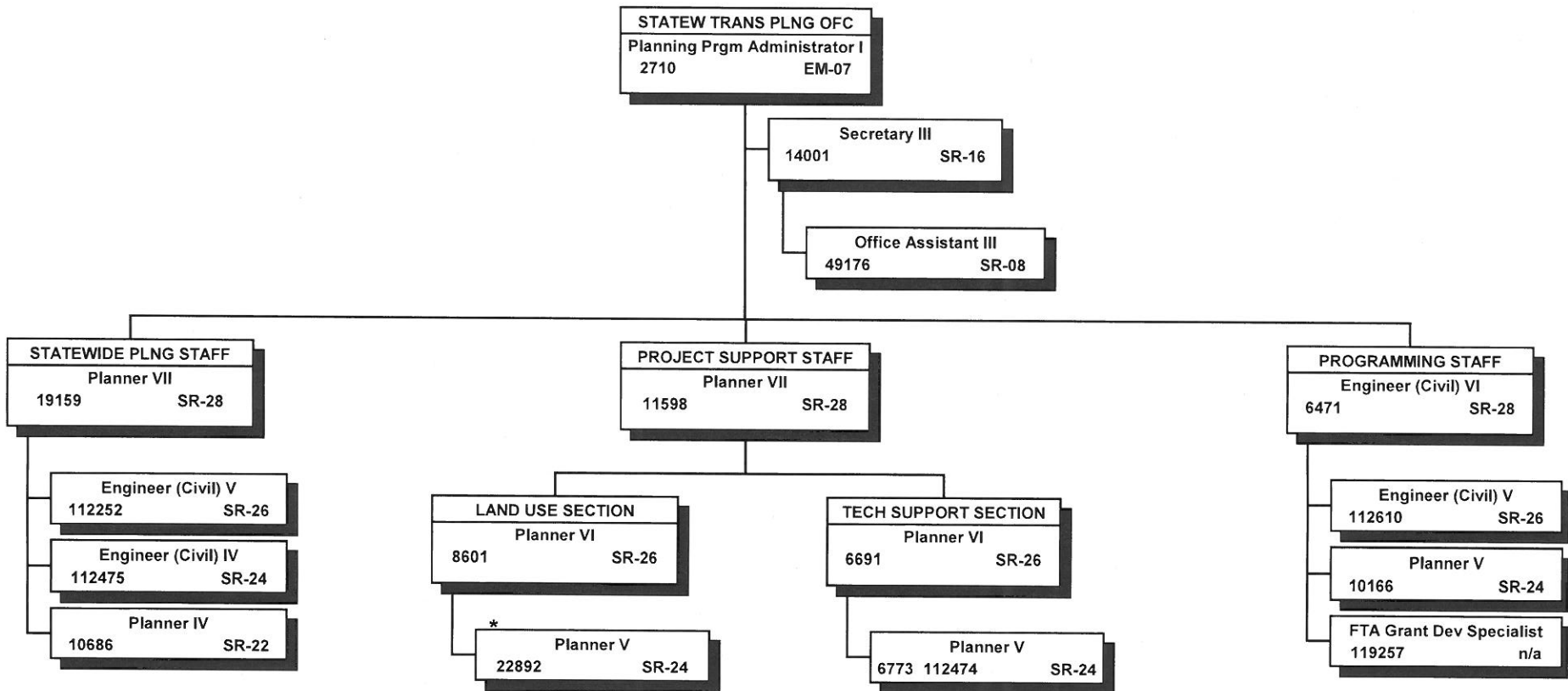
STATE OF HAWAII  
DEPARTMENT OF TRANSPORTATION  
ADMINISTRATION  
STATEWIDE TRANSPORTATION PLANNING OFFICE

ORGANIZATION CHART



STATE OF HAWAII  
 DEPARTMENT OF TRANSPORTATION  
 ADMINISTRATION  
 STATEWIDE TRANSPORTATION PLANNING OFFICE

POSITION ORGANIZATION CHART



\* To redescribed to Planner.

\*\* Exempt position NTE 6/30/15; all other positions are special funded.

\*\*