

JOINT INFORMATIONAL BRIEFING
SENATE COMMITTEE ON WAYS AND MEANS
HOUSE COMMITTEE ON FINANCE
BUDGET REQUEST FOR SUPPLEMENTAL FISCAL YEAR 2017
JANUARY 12, 2016

Testimony

By:

Nolan P. Espinda, Director
Department of Public Safety

Chairs Tokuda and Luke, and Members of the Committees:

OVERVIEW

The mission of the Department of Public Safety (PSD) is to uphold justice and public safety by providing correctional and law enforcement services to Hawaii's communities with professionalism, integrity and fairness.

The Department is able to accomplish this mission through three major Divisions: Corrections, Law Enforcement and General Administration. Our goal is to protect people and property from injury and loss caused by criminal actions. WE accomplish this by providing and coordinating specialized services, facilities, security, and legislation to preserve the peace; to prevent and deter crimes; to detect, apprehend, detain, and rehabilitate criminals; and, where appropriate, to compensate victims of crime.

In recent years, we have apprised the Legislature of the myriad of challenges that we face as a Department. We appreciate your understanding and responsiveness, as reflected in recent appropriations. However, the issues we face are deep-seated and require sustained attention. We take this opportunity to describe the most significant challenges.

- **Jail Overcrowding:** The Oahu, Kauai, Maui and Hawaii Community Correctional Centers are grossly overcrowded. Conditions created by overcrowding place the citizens and elected officials of Hawaii under a cloud of liability that could threaten continued autonomous control and supervision of the Jails throughout the State.
- **Deteriorating Facilities:** In recent years, we have had lengthy discussions with your committees on the physical condition of our correctional facilities. They are aged, deteriorating, and overcrowded. We continue to work diligently to carry out our

mission; however, we must have better facilities and expanded bedspaces to provide the high level of service expected.

- **Oahu Community Correctional Center (OCCC) Replacement:** The urgent need for the replacement and relocation of the current OCCC is widely accepted. By specifically identifying a site for the relocation (Halawa Correctional Facility), PSD is hopeful that the requested enabling legislation will expedite and economize the project delivery process from the traditional project model of design, bid, and build.
- **Population Management:** Since the passage of the Justice Reinvestment Act in 2012, PSD has made significant improvements in the processing of pre-trial detainees, and parole violators, increased the amounts of restitution collected, expanded the numbers of inmates in reentry, and realigned programming for long-term prisoners.
- **Capitol Security and Community Policing:** The need for a regular Law Enforcement presence at the State Capitol has become an emergent need as has an available Law Enforcement presence at occupied State properties.
- **Federal Funds:** The Department is requesting an increase of the federal fund ceiling under PSD 420-Corrections Program Services for Education Services in the amount of \$300,000 (See Table 4).
- **Budget Request:** The Department's budget submittal for Supplemental FY 2017 included trade-off transfer requests, a federal fund ceiling request, 12.0 additional Deputy Sheriff positions, and 5.0 additional positions for Electronic Monitoring at the Oahu Community Correctional Center (OCCC). We are also requesting adjustments for the increased operational costs due to rent and relocation of PSD Administration Offices, utility cost increase for Maui Community Correctional Center (MCCC), increase cost for motor vehicle fuel for the Sheriffs Division, and costs associated with health care.

The Department is requesting a total of 2,732.10 positions and \$276,083,856 for FY 2017 (See Table 2).

The Department's capital improvement program (CIP) requests an additional \$84.5 million in FY 2017 (See Table 22).

We look forward to working closely with your committees in this 2016 Legislative Session.

JOINT INFORMATIONAL BRIEFING
SENATE COMMITTEE ON WAYS AND MEANS
HOUSE COMMITTEE ON FINANCE
BUDGET REQUEST FOR SUPPLEMENTAL FISCAL YEAR 2017
JANUARY 12, 2016

Testimony

By:

Bert Matsuoka, Chairman
Hawaii Paroling Authority

Chairs Tokuda and Luke, and Members of the Committees:

OVERVIEW

The Hawaii Paroling Authority (HPA) is a quasi-judicial body (PSD 611 – Determinations (HPA-D)), which is attached to the Department of Public Safety (Department) for administrative purposes only. The mission of the HPA is to serve as the central paroling authority for the State of Hawaii and is responsible for the administration of and discharge of all parole and community supervision programs within the HPA's jurisdiction. The HPA determines appropriate minimum term(s) of imprisonment; whether an eligible individual is in-fact ready for release on parole; and, whether to revoke or suspend parole and recommit parole violators to prison.

Under the general direction and guidance of the Chairman, the parole division (PSD 612 – Supervision and Counseling (HPA SC)), directs and maintains the operational work units of the HPA and provides supervision to persons granted parole so as to assure their behavior conforms to established standards, and to provide guidance, counseling and assistance as may be required to aid their successful reintegration back into the community and rehabilitation.

The HPA's current annual operating budget is as follows:

PSD 611:	A.	Personnel Services - \$364,309 (FTE: 6.0)
	B.	Other Current Services - \$26,483
		Total: \$390,792
PSD 612:	A.	Personnel Services - \$3,374,019 (FTE: 62.0)
	B.	Other Current Services - \$925,250
		Total: \$4,299,269

Overall Total Annual Budget: \$4,690,061

Justice Reinvestment Initiative (ACT 139)

The Council on State Governments (CSG) has been assisting the HPA and other State agencies with the implementation of ACT 139 (Justice Reinvestment Initiative (JRI)), to include the development of goals and objectives, development and implementation of various performance measures to assist agencies and their respective leadership to determine how the initiative is progressing. The JRI is currently on-going. The HPA has compiled data and provided it to the CSG pertaining to the implementation of the provisions of Section 7 (HRS §353-66) of ACT 139 with respect to the 6-month maximum parole revocation period for “first-time” parole violators.

The following are highlights of HPA’s activities:

1. In addition to the cooperative agreement HPA entered into with the PSD to consider the re-parole of first-time technical parole violators after 90 - 180 days of incarceration as well as the review of cases referred by the Wardens and supported by the Director for early parole consideration, the HPA has implemented the provisions of ACT 139.

In order to reduce recidivism among this population of parolees, the HPA requires inmates to complete all PSD RAD recommended programs such as KASHBOX and/or other institutional programs designed to assist them with their effort to remain crime free. In addition, depending on the nature of the parole violation, the HPA may require parolees to complete residential drug treatment and/or participation in programs in the community as a condition of re-parole.

2. The Authority works cooperatively with the PSD in reviewing inmate cases and providing administrative reviews if they are within 7 to 12 months of their Tentative Parole Date. This action does not guarantee a release on parole.
3. The Authority now generally schedules minimum sentence hearings within three to four months after sentencing by the courts versus the prior practice of five to six months. This has expedited the reclassification of inmates to move minimum custody inmates out of higher security prison beds to more appropriate levels of custody, which in turn reduces the costs of incarceration.
4. The Authority now schedules parole and minimum hearings to accommodate inmate transfers between facilities and to eliminate costly movement of inmates to hearings.
5. Parole violation hearings are now routinely scheduled approximately 30-40 days after the retake on a warrant of arrest. This has reduced the number of violators “pending hearing” and being held in higher security prison beds. In the case of first time parole violators who qualify under the provisions of ACT 139, parole consideration hearings are usually scheduled to take place within five (5) months after the violator’s return to custody.

6. The Authority reviews individual cases of sentenced felons with immigration detainers. The Authority works closely with the Immigration, Customs, and Enforcement (ICE) staff of the Department of Homeland Security to review all inmates who are subject to deportation. When appropriate, inmates are paroled to Federal custody for immediate deportation to their countries of origin.

FEDERAL FUNDS

The HPA does not have any federal grants. We do try to apply for federal funding when available and ensure that state funding will not be affected should federal funding not be continued.

BUDGET REQUEST

No additional funding requested.

The following are the parameters used to determine the budget priorities of HPA:

1. The overall mission of public safety is reinforced if, prior to parole, the inmate has met all of his programming needs, maintained good institutional conduct, has a low risk of recidivism, and has a good support system.
2. The HPA must ensure that all inmates are reconsidered for parole every 12 months after their initial parole denial. This measure relates to the proper treatment of inmates and ensures that statutory requirements are being followed. In order to ensure statutory requirements are met, the HPA normally schedules reconsideration hearings 11 months following the initial denial of parole, and may schedule earlier hearing if warranted.
3. The overall measure of public safety is reinforced when a parolee is granted a final discharge because the parolee must have met the criteria set for discharge; i.e., at least five consecutive years of success on parole, no new crimes, and good stability factors (family, residence, and/or employment), or the expiration of maximum sentence. The HPA routinely considers parolees for early discharge prior to five consecutive years of success on parole for those that have demonstrated above average successful reintegration back into the community.
4. The number of inmates that go beyond their expiration of minimum sentence generally indicates not having met their correctional programming, having poor conduct records in prison, having inadequate parole plans, and/or being deemed a high risk to re-offend.
5. The overall measure of public safety is reinforced if the parolee is granted an early discharge because the parolee must meet the criteria for early discharge; i.e., two to three consecutive years of success on parole, no new

crimes, and excellent stability factors (family, residence, and/or employment).

The HPA is committed to continue to work with the Department in achieving the JRI goals and objectives within the resources available to us. We look forward to working with your committees this 2016 Legislative Session.

SENATE COMMITTEE ON WAYS AND MEANS
HOUSE COMMITTEE ON FINANCE
INFORMATIONAL BUDGET BRIEFING
JANUARY 12, 2015

Testimony
By

Pamela Ferguson-Brey, Executive Director
Crime Victim Compensation Commission

Chair Tokuda, Vice Chair Dela Cruz, and Members of the Senate Committee on Ways and Means and Chair Luke, Vice Chair Nishimoto, and Members of the House Committee on Finance:

OVERVIEW

The Crime Victim Compensation Commission (“the Commission”) was established in 1967 to mitigate the suffering and financial impact experienced by victims of violent crime by providing compensation to pay un-reimbursed crime-related expenses. Many victims of violent crime could not afford to pay their medical bills, receive needed mental health or rehabilitative services, or bury a loved one if compensation were not available.

The mission of the Crime Victim Compensation Commission is to equitably and efficiently provide crime victims with the services due to them under Hawai`i law. In doing so, the Commission treats every victim and survivor with dignity and respect, acknowledging the tremendous impact that violent crime has upon crime victims and our society.

The Commission is a quasi-judicial body which is attached to the Department of Public Safety for administrative purposes only.

The Commission’s compensation program is specially funded through non-tax revenue. The primary sources of non-tax revenue funding are the collection of compensation fees assessed by judges against criminal offenders and a 60% federal matching grant.

Maintaining a consistent and adequate source of non-tax revenue to fund compensation for crime victims and operating expenses remains an important fiscal issue facing the Commission. No State general funds have been appropriated for victim compensation since FY 2003. The Crime Victim Compensation Fee¹ (the “Compensation Fee”) is the

¹ HRS 351-62.6 Compensation Fee. (a) The court shall impose a compensation fee upon every defendant who has been convicted or who has entered a plea under section 853-1 and who is or will be able to pay the compensation fee. The amount of the compensation fee shall be commensurate with the seriousness of the

Commission's primary source of non-tax revenue and its assessment and collection is vital to the Commission remaining fiscally self sufficient.

There have been a number of issues over the years regarding the Judiciary's assessment and collection of this fee. In 2007, because of the Legislature's concerns regarding compensation fee collections, the Judiciary was required to report to the 2008 legislature regarding their collection efforts. As a result, the collection of compensation fees increased from \$853,850 in FY 2007 to over \$1,030,000 in FY 2008 and over \$1,073,000 in FY 2009. Since FY 2009, however, collections continued to drop to a ten-year low of \$785,274 in FY 2013. In FY 2015, collections increased slightly to \$798,168.

The Commission will continue to monitor the Judiciary's collection efforts as well as work collaboratively with the Judiciary to ensure that the Compensation Fee is assessed by judges in all eligible cases.

Because of state-wide budgetary concerns, the Commission has developed projects to ensure that the Commission's spending is more fiscally responsible. These projects include the following:

Medical Expense Reduction Project:

Escalating medical expenses continue to stretch the Commission's already limited resources. In response to this concern, the Commission initiated the Medical Expense Reduction Project in 2006 to reduce and contain expenditures on the cost of medical treatment for uninsured violent crime victims.

Medical expenses are reduced by: 1) requesting that medical treatment providers accept payment of seventy percent (70%) of the fees incurred (a thirty percent [30%] reduction) as payment in full for the medical services provided in cases involving uninsured violent crime victims; and 2) negotiating with the several medical treatment providers to each accept a proportionate share of the Commission's maximum award as payment in full for the medical services provided in cases where a violent crime victim's total medical expenses incurred exceed the Commission's statutory maximum award of \$20,000.00.

In FY 2015, the Medical Expense Reduction Project saved violent crime victims \$233,297 in medical expenses from medical bills of \$352,452, for an average savings of almost forty-five percent (45%).

During the life of the Project, violent crime victims have collectively saved almost \$2,000,000.00 in medical expenses, for an average savings of forty-five percent

offense as follows: (1) Not less than \$105 nor more than \$505 for a felony; \$55 for a misdemeanor; and (3) \$30 for a petty misdemeanor.

(45%) of medical expenses, and the Commission was able to use savings to reimburse other violent crime victims.

Restitution Recovery Project:

The Restitution Recovery Project was initiated in FY 2003 to ensure that court ordered restitution collected from inmates and parolees are, in turn, disbursed to their crime victims or to the Commission in cases where the Commission paid a compensation award to the violent crime victim. To date, the Commission has opened over 6,000 cases for restitution, with restitution collections of over \$3,000,000.00.

Through this Project, the Commission identified various concerns impacting the assessment and collection of restitution. The Commission has worked in collaboration with other agencies to address and resolve these concerns. Even after almost a decade of these collaborative efforts, several of these concerns that impact the assessment and collection of restitution remain unresolved.

Given that assessment and collection of restitution is a component part of the Justice Reinvestment Initiative, this Project has merged into the Justice Reinvestment Initiative.

JUSTICE REINVESTMENT INITIATIVE (Act 139):

The Justice Reinvestment Initiative (JRI) is a data-driven approach to improve public safety, reduce corrections and related criminal justice spending and reinvest savings in strategies that decrease crime, increase offender accountability, and strengthen neighborhoods. A JRI Working Group was established in 2011 comprised of leading state and local officials who worked with the Council of State Governments Justice Center, in partnership with the Pew Center on the States and the United States Department of Justice's Bureau of Justice Assistance, to develop a policy framework to address identified areas of concern within Hawaii's criminal justice system.

As a member of Hawaii's JRI Working Group, the Commission was tasked with representing the interests of crime victims and survivors and to engage crime victims, survivors, service providers, and advocates in identifying key issues and concerns specific to the JRI initiative. As a result of that effort, Act 139 established a comprehensive victim service component for the JRI initiative to ensure that the needs of victims, community safety, and offender accountability are key parts of the JRI implementation. In order to insure the implementation of this effort, Act 139 provided the Commission with general funds and positions to establish the JRI Restitution Program.

The Commission serves as the Lead Co-Chair of two JRI implementation workgroups – the JRI Restitution Workgroup and the JRI Victim Services Workgroup.

JRI Restitution Workgroup:

The JRI Restitution Workgroup, comprised of staff from the Judiciary, Victim Witness Programs of the County Prosecutor's Offices, Department of Public Safety, and the Department of the Attorney General, who are tasked to address the following three goals:

1. Facilitate the implementation of victim restitution collection pursuant to Hawai'i Revised Statutes (HRS) §353-22.6, which was amended by Act 139 on July 1, 2012, to increase the amount of restitution payable by inmates from 10% of inmates wages to 25% of all funds deposited into an inmate's account.
2. Address issues that impact the timely and accurate collection of restitution by improving interagency collaboration and establishing policies and procedures to ensure consistent restitution collection.
3. Develop a statewide restitution database within the Commission to provide policy makers with comprehensive data about court-ordered restitution. The improved database is being developed with funding assistance from the Bureau of Justice Assistance (BJA) and will also provide the Commission with the ability to interface with and extract data from other state criminal justice agencies

JRI Victim Services Workgroup:

The JRI Victim Services Workgroup, also comprised of members from various government agencies and community groups, was tasked to address the following three priorities:

1. Victim and community safety planning;
2. Establish a permanent, self-funded victim notification program;
3. Ensure victim restitution is ordered and enforced in all appropriate cases.

To achieve these priorities, the JRI Victim Services Workgroup has created the following goals:

1. Establish a correction-based victim-services program within the Department of Public Safety to coordinate with County Victim Services Programs regarding victim and community safety planning and to develop a victim impact panel that promotes offender accountability;
2. Create a self-funded, sustainable, victim-centered Statewide Automated Victim Notification (SAVIN) program which provides victim notification of changes in offender custody status and parole hearing notices, and convene the SAVIN Governance Committee which is tasked with ensuring that the SAVIN program implementation is victim centered; and
3. Establish JRI victim service positions within the various County Prosecutor's Offices to ensure information sharing within the various victim services programs

and to assist victims with safety planning, restitution, and offender custody status notification.

According to the Council of State Governments, Hawai'i's JRI efforts represent the highest number of substantive policy inclusions for crime victims to date in any state's justice reinvestment project, and Hawai'i is the only state with a comprehensive crime victim component as part of its Justice Reinvestment initiative.

The Commission was recognized for these efforts by the United States Department of Justice Office for Victims of Crime. On April 24, 2013, Attorney General Eric Holder, Jr., presented the Commission's Executive Director with the Crime Victim Financial Restoration Award for improvements made to the management of victim restitution in Hawai'i.

FEDERAL FUNDS

The Commission annually receives a sixty percent (60%) federal match grant for funds spent by the Commission on compensation to victims from the Victims of Crime Act (VOCA) through the United States Department of Justice, Office of Justice Programs.

The Commission currently has three open, active awards as follows:

OVC FY 13 VOCA Victim Compensation Formula	2013-VC-GX-0048
OVC FY 14 VOCA Victim Compensation Formula	2014-VC-GX-0043
OVC FY 15 VOCA Victim Compensation Formula	2015-VC-GX-0038

BUDGET REQUEST

The Commission's budget is developed by reviewing prior years' compensation award data to determine compensation together with fixed monthly and annual payroll and operating expenses.

The Commission is not requesting any changes to its current budget.

Department of Public Safety
Prioritized List of Functions

Table 1

Priority	Description of Function	Activities	Prog ID(s)	Statutory Reference
1	Provides for administrative support services for the departmental functions, services, and operations pertaining to general program planning, programming, and evaluation, program budgeting, capital improvements, fiscal accounting and auditing, payroll, procurement and contracting, human resources, training, information technology, organization and methods, repairs and duplicating services, and other relevant functions consistent with laws, rules, and regulations.	Oversees, directs and coordinates the plans, programs, operations of the Department of Public Safety to provide for the safety of the people from crimes against persons and property; administer departmental planning, programming, operating and capital improvement budgeting; program evaluation, research and statistics; management information system, procurement and contracting of goods and services, centralized office and fiscal services to support operations of the Department. Manages comprehensive system of personnel staff services to assist departmental management in the recruitment, retention, training, staff development and utilization of personnel resources; administer programs to assure proper execution and compliance of law, rules, regulations, standards and directives set forth for the operations of the Department.	PSD 900/EA	Chapter 353C-2, Section 26-14.6
2A	Provide for the custody, care, and assistance in the rehabilitation of all persons incarcerated by the courts or otherwise subject to confinement based on alleged commitment of criminal offense.	Care and custody of adult offenders/felons, providing assessment, supervision, custodial, and related individualized services for inmates.	PSD 402/ED	Section 353-7, 26-14.6
2A	Provide for the custody, care, and assistance in the rehabilitation of all persons incarcerated by the courts or otherwise subject to confinement based on alleged commitment of criminal offense.	Care and custody of adult offenders/felons, providing assessment, supervision, custodial, and related individualized services for inmates.	PSD 403/EE	Section 353-7, 26-14.6
2A	Provide for the custody, care, and assistance in the rehabilitation of all persons incarcerated by the courts or otherwise subject to confinement based on alleged commitment of criminal offense.	Care and custody of adult offenders/felons, providing assessment, supervision, custodial, and related individualized services for inmates.	PSD 404/EF	Section 353-7, 26-14.6
2A	Provide for the custody, care, and assistance in the rehabilitation of all persons incarcerated by the courts or otherwise subject to confinement based on alleged commitment of criminal offense.	Care and custody of adult offenders/felons, providing assessment, supervision, custodial, and related individualized services for inmates.	PSD 405/EG	Section 353-7, 26-14.6
2A	Provide for the custody, care, and assistance in the rehabilitation of all persons incarcerated by the courts or otherwise subject to confinement based on alleged commitment of criminal offense.	Care and custody of adult offenders/felons, providing assessment, supervision, custodial, and related individualized services for inmates.	PSD 406/EH	Section 353-7, 26-14.6
2A	Provide for the custody, care, and assistance in the rehabilitation of all persons incarcerated by the courts or otherwise subject to confinement based on alleged commitment of criminal offense.	Care and custody of adult offenders/felons, providing assessment, supervision, custodial, and related individualized services for inmates.	PSD 407/EC	Section 353-7, 26-14.6
2A	Provide for the custody, care, and assistance in the rehabilitation of all persons incarcerated by the courts or otherwise subject to confinement based on alleged commitment of criminal offense.	Care and custody of adult offenders/felons, providing assessment, supervision, custodial, and related individualized services for inmates.	PSD 408/EI	Section 353-7, 26-14.6
2A	Provide for the custody, care, and assistance in the rehabilitation of all persons incarcerated by the courts or otherwise subject to confinement based on alleged commitment of criminal offense.	Care and custody of adult offenders/felons, providing assessment, supervision, custodial, and related individualized services for inmates.	PSD 409/EK	Section 353-7, 26-14.6
2A	Develops standards and guidelines; provides technical and administrative support and assistance to all corrections institutions for the effective and efficient conduct of inmate programs such as substance and sexual abuse programs; and assists in coordinating and maintaining oversight of institutional programs and services.	Provide balanced nutritional meals for the incarcerated population, primary and transitional substance abuse treatment services, academic and vocational training, constitutional access to the courts and law library services, and assessment and treatment of incarcerated sex offenders.	PSD 420/CP	Section 353-7, 26-14.6

Department of Public Safety
Prioritized List of Functions

Table 1

Priority	Description of Function	Activities	Prog ID(s)	Statutory Reference
2A	Develops and maintains health care programs involving both in-house and community resources (public health, contract and volunteer) for all correctional institutions, and oversees the operation of such programs to ensure adherence to contemporary standards and fiscal responsibility, uniformity of quality of health care and integration/coordination among health care providers.	Develop and maintain health care programs for the treatment and care of the incarcerated population, evaluation health care services, obtain support and services to sustain adequate health care, coordinate health-related activities with the correctional institutions.	PSD 421/HC	Section 353-6, 26-14.6, 353C-4.5
2A	Develop, manage and provide specific skills training opportunities for sentenced inmates. Functions similar to a self-sustaining private business venture.	Provide specific skill training opportunities for sentenced inmates, coordinate with organizations to utilize inmate labor to produce finished goods, services, and/or product lines.	PSD 422/CI	Chapter 354D
2A	Provide for the custody, care, and assistance in the rehabilitation of all persons incarcerated by the courts or otherwise subject to confinement based on alleged commitment of criminal offense.	Coordination, monitoring, and administration of inmates housed in out-of-state contracted facilities and the Federal Detention Center in Honolulu.	PSD 808/EM	Section 353-16/16.2/16.3, 26-14.6
2B	Guarding the State property and facilities, preserving the peace and protecting the public in designated areas, enforcing all state laws, rules, and regulations for the prevention and control of crime, enforcing the Uniform Controlled Substance Act and other substance-related regulations, and serving process in civil and criminal proceedings.	Conduct controlled substance and regulated chemical investigations by NED Investigators, issuance of controlled substance registrations, regulated chemical permits, oral code numbers, drug and chemical education presentations for the public, government and medical professionals.	PSD 502/CB	Section 26-14.6
2B	Guarding the State property and facilities, preserving the peace and protecting the public in designated areas, enforcing all state laws, rules, and regulations for the prevention and control of crime, enforcing all state laws, rules, and regulations for the prevention and control of crime, enforcing the Uniform Controlled Substance Act and other substance-related regulations, and serving process in civil and criminal proceedings.	Provide protection of life and property within Judiciary buildings and surroundings statewide, Civic Center, State Capitol and Washington Place, and provide personal protection to key State officials and dignitaries.	PSD 503/CA	Section 26-14.6
3	Provide casework services to assist accused and convicted offenders, and to facilitate determinations by other criminal justice agencies; recommends alternative placement of offenders in diversionary programs in lieu of incarceration; and supervises offenders conditionally released by the courts.	Conduct initial interview on all new offenders being admitted into the Community Correctional Centers (CCCs), assess both pretrial and sentenced offenders in custody at the CCCs for their eligibility into diversionary programs, and supervise and monitor offenders released into the community under Intake Service Centers (ISCs) jurisdiction.	PSD 410/EL	Section 353-7, 26-14.6
4	Evaluate and grant parole when there is reasonable probability that the prisoner concerned will live and remain at liberty without violating the law and that the prisoner's release is not incompatible with the welfare and safety of the public; and to utilize the agency and community resources as a link for parolees to reintegrate into society.	Protect the community and facilitate rehabilitation of persons sentenced to confinement.	PSD 611/BA	Section 353-61/62, 26-14.6
4	Evaluate and grant parole when there is reasonable probability that the prisoner concerned will live and remain at liberty without violating the law and that the prisoner's release is not incompatible with the welfare and safety of the public; and to utilize the agency and community resources as a link for parolees to reintegrate into society.	Supervise persons granted parole	PSD 612/BB	Section 353-62, 26-14.6

Department of Public Safety
 Prioritized List of Functions

Table 1

Priority	Description of Function	Activities	Prog ID(s)	Statutory Reference
5	Mitigate the suffering and financial losses of victims of certain designated violent crimes, survivors of a mass casualty incident, dependents of deceased victims, and private citizens who are injured, or whose property is damaged, in the course of preventing a crime or apprehending a criminal, by providing monetary compensation.	Compensate victims of crimes per §351.	PSD 613/DA	Chapter 351, Section 26-14.6

Department of Public Safety
Department-Wide Totals

Table 2

Fiscal Year 2016				
Act 119/15 * Appropriation	Restriction	Emergency Appropriations	Total FY16	MOF
\$ 243,244,983.00	\$ (1,516,760.00)		\$ 241,728,223.00	A
\$ 2,950,860.00			\$ 2,950,860.00	B
\$ 1,315,989.00			\$ 1,315,989.00	N
\$ 1,059,315.00			\$ 1,059,315.00	P
\$ 209,721.00			\$ 209,721.00	S
\$ 75,065.00			\$ 75,065.00	T
\$ 5,495,624.00			\$ 5,495,624.00	U
\$ 11,131,174.00			\$ 11,131,174.00	W
			\$ -	
\$ 265,482,731.00	\$ (1,516,760.00)	\$ -	\$ 263,965,971.00	Total
Fiscal Year 2017				
Act 119/15 Appropriation	Reductions	Additions	Total FY17	MOF
\$ 247,378,230.00		\$ 6,120,295.00	\$ 253,498,525.00	A
\$ 2,969,829.00			\$ 2,969,829.00	B
\$ 1,315,989.00		\$ 300,000.00	\$ 1,615,989.00	N
\$ 1,059,315.00			\$ 1,059,315.00	P
\$ 209,721.00			\$ 209,721.00	S
\$ 75,065.00			\$ 75,065.00	T
\$ 5,495,624.00			\$ 5,495,624.00	U
\$ 11,159,788.00			\$ 11,159,788.00	W
			\$ -	
\$ 269,663,561.00	\$ -	\$ 6,420,295.00	\$ 276,083,856.00	Total
*Does not include Collective Bargaining				

Department of Public Safety
Program ID Totals

Table 3

Prog ID	Program Title	MOF	As budgeted by Act 119/15 (FY16)			Governor's Submittal (FY17)			Percent Change of \$\$\$\$
			Pos (P)	Pos (T)	\$\$\$	Pos (P)	Pos (T)	\$\$\$	
PSD 402	Halawa Correctional Facility	A	410.00		\$ 27,307,847	410.00		\$ 28,132,451	3%
	Halawa Correctional Facility	W			\$ 28,719			\$ 28,719	0%
PSD 403	Kulani Correctional Facility	A	76.00		\$ 5,330,617	76.00		\$ 5,345,158	0%
PSD 404	Waiawa Correctional Facility	A	110.00		\$ 6,703,560	111.00		\$ 6,969,663	4%
	Waiawa Correctional Facility	W			\$ 15,000			\$ 15,000	0%
PSD 405	Hawaii Community Correctional Center	A	166.00		\$ 9,690,910	168.00		\$ 10,085,281	4%
PSD 406	Maui Community Correctional Center	A	186.00		\$ 10,754,872	186.00		\$ 11,577,293	8%
	Maui Community Correctional Center	S		3.00	\$ 209,721		3.00	\$ 209,721	0%
PSD 407	Oahu Community Correctional Center	A	498.00	3.00	\$ 33,468,952	503.00		\$ 35,010,322	5%
	Oahu Community Correctional Center	W			\$ 30,000			\$ 30,000	0%
PSD 408	Kauai Community Correctional Center	A	73.00		\$ 4,407,792	73.00		\$ 4,550,351	3%
PSD 409	Women's Community Correctional Center	A	132.00	1.00	\$ 7,442,693	133.00		\$ 7,719,612	4%
PSD 410	Intake Service Center Division	A	61.00		\$ 3,649,111	61.00		\$ 3,755,468	3%
PSD 420	Corrections Program Services	A	170.00		\$ 22,502,602	170.00		\$ 22,934,719	2%
	Corrections Program Services	N			\$ 715,989			\$ 1,015,989	42%
PSD 421	Health Care Division	A	209.10		\$ 23,880,693	209.10		\$ 24,499,362	3%
PSD 422	Hawaii Correctional Industries	W	2.00	42.00	\$ 10,135,780	2.00	42.00	\$ 10,151,991	0%
	Hawaii Correctional Industries	A			\$ 150,000				-100%
PSD 502	Narcotics Enforcement Division	A	13.00		\$ 1,034,431	13.00		\$ 1,059,492	2%
	Narcotics Enforcement Division	P			\$ 200,000			\$ 200,000	0%
	Narcotics Enforcement Division	W	8.00		\$ 921,675	8.00		\$ 934,078	1%
PSD 503	Sheriff Division	A	310.00		\$ 15,485,888	322.00		\$ 15,975,180	3%
	Sheriff Division	N			\$ 600,000			\$ 600,000	0%
	Sheriff Division	U	59.00		\$ 5,495,624	59.00		\$ 5,495,624	0%
PSD 611	Hawaii Paroling Authority - Determination	A	6.00		\$ 390,792	6.00		\$ 390,792	0%
PSD 612	Hawaii Paroling Authority - Supervision & counseling	A	62.00		\$ 4,200,811	62.00		\$ 4,299,269	2%
PSD 613	Crime Victim Compensation Commission	A	5.00		\$ 450,000	5.00		\$ 450,000	0%
	Crime Victim Compensation Commission	B	8.00		\$ 2,080,151	8.00		\$ 2,098,552	1%
	Crime Victim Compensation Commission	P		1.00	\$ 859,315		1.00	\$ 859,315	0%
PSD 808	Non-State Facility	A	9.00		\$ 50,825,826	9.00		\$ 50,420,821	-1%

Department of Public Safety
 Program ID Totals

Table 3

Prog ID	Program Title	MOF	As budgeted by Act 119/15 (FY16)			Governor's Submittal (FY17)			Percent Change of \$\$\$\$
			Pos (P)	Pos (T)	\$\$\$	Pos (P)	Pos (T)	\$\$\$	
PSD 900	General Administration	A	136.00	1.00	\$ 15,567,586	138.00		\$ 20,323,291	31%
		B			\$ 870,709			\$ 871,277	0%
		T			\$ 75,065			\$ 75,065	0%

Department of Public Safety
Budget Decisions

Table 4

Prog ID	Sub- Org	Description of Request	MOF	Initial Department Request FY17			Budget & Finance Recommendation FY17			Governor's Decision FY17		
				Pos (P)	Pos (T)	\$\$\$	Pos (P)	Pos (T)	\$\$\$	Pos (P)	Pos (T)	\$\$\$
PSD 900	EA	Permanent PIO Officer	A	1.00			1.00			1.00		
PSD 900	EA	Convert Temp to Perm Personnel Clk	A	1.00	(1.00)		1.00	(1.00)		1.00	(1.00)	
PSD 407	EC	Transfer Out 3 Temp Posns fr OCCC	A		(3.00)	(130,212)		(3.00)	(130,212)		(3.00)	(130,212)
PSD 404	EF	Transfer & Convert Temp ACO III Posn.	A	1.00		43,404	1.00		43,404	1.00		43,404
PSD 405	EG	Transfer & Convert Temp ACO III Posn.	A	2.00		86,808	2.00		86,808	2.00		86,808
PSD 409	EK	Convert Temp to Perm ACO III Posn.	A	1.00	(1.00)		1.00	(1.00)		1.00	(1.00)	
PSD 503	CC	Deputy Sheriff for Capitol Security	A	12.00		400,445	12.00		400,445	12.00		400,445
PSD 407	EC	Electronic Monitoring	A	5.00		163,965	5.00		163,965	5.00		163,965
PSD 900	EA	PSD Lease Rent	A			1,134,473			1,134,473			1,134,473
PSD 900	EA	PSD ADMIN Relocation Cost	A			3,177,200			3,177,200			3,177,200
PSD 406	EH	Increase Utility Cost	A			467,163			467,163			467,163
PSD 503	CC	Increase MV Gas & Oil Cost	A			88,847			88,847			88,847
PSD 900	EA	PSD AAFES Security Contract	A			22,620			22,620			22,620
PSD421	HC	Physician Salary Increases	A			467,354			162,354			162,354
PSD421	HC	Physican Malpractice Insurance	A			284,228			284,228			284,228
PSD 420	CP	Increase Federal Fund Ceiling - Education Title 1	N			300,000			300,000			300,000
PSD 900	EA	Use of Force Simulator	A			357,000						
PSD900	EA	Office 365 Licenses	A						219,000			219,000

Department of Public Safety
 Proposed Budget Reductions

Table 5

Prog ID	Sub-Org	Description of Reduction	Impact of Reduction	MOF	FY17			FY16
					Pos (P)	Pos (T)	\$\$\$	Restriction (Y/N)
		None						

Department of Public Safety
Proposed Budget Additions

Table 6

Prog ID	Sub-Org	Addition Type	Prog ID Priority	Dept-Wide Priority	Description of Addition	Justification	MOF	FY17		
								Pos (P)	Pos (T)	\$\$\$
Conversion of Unbudgeted Position										
PSD 900	EA	TO		1	Permanent PIO Officer	Request for a permanent PIO Officer to coordinate all media and information requests for the PSD.	A	1.00		
Trade Off/ Transfer & Other Requests										
PSD 900	EA	OR	1	1	PSD Lease Rent	PSD is requesting funds for rent to pay the Office of Hawaiian Affairs (OHA) starting July 1, 2016, when the Memorandum of Agreement between PSD and OHA ends.	A			1,134,473
PSD 900	EA	OR	1	1	PSD ADMIN Relocation Cost	The DAGS - Leasing Branch is looking for new office space for PSD Administration Offices	A			3,177,200
PSD 406	EH	OR	1	2	Increase Utility Cost	Supplement the current allotment with funding necessary to cover the cost for the Basic Utilities MCCC is a 24/7 operational	A			467,163
PSD 503	CC	OR	1	2	Increase MV Gas & Oil Cost	Supplement the current allotment with funding necessary to cover the cost for the Sheriff Division's MV Gas and Oil Budget. Due	A			88,847
PSD 900	EA	TO		3	Convert Temporary Personnel Clerk to Permanent	Recruitment and retention for a temporary position is very difficult. Without this position,	A	1.00	(1.00)	
PSD 407	EC	TO		3	Transfer Out 3.0 Temporary ACO Positions to HCCC (2.0) and WCF (1.0)	Maximize current ACO manpower	A		(3.00)	(130,212)
PSD 404	EF	TO		3	Transfer In & Convert from Temporary to Permanent 1.0 ACO III Position from OCCC	Maximize current ACO manpower	A	1.00		43,404
PSD 405	EG	TO		3	Transfer In & Convert from Temporary to Permanent 2.0 ACO III Position from OCCC	Maximize current ACO manpower	A	2.00		86,808
PSD 409	EK	TO		3	Convert a Temporary ACO III Position to Permanent	Recruitment and retention for a temporary position is very difficult.	A	1.00	(1.00)	
PSD 503	CC	OR	2	4	Deputy Sheriff for Capitol Security	The SD is requesting an additional Deputy Sheriff for the State Capitol and Civic Center Complex.	A	12.00		400,445
PSD 407	EC	OR	1	5	Electronic Monitoring	Due to recent walkaways from the OCCC furlough program, the use of GPS electronic monitoring is being considered to increase inmate accountability.	A	5.00		163,965

Department of Public Safety
Proposed Budget Additions

Table 6

Prog ID	Sub-Org	Addition Type	Prog ID Priority	Dept-Wide Priority	Description of Addition	Justification	MOF	Pos (P)	Pos (T)	\$\$\$
PSD 900	EA	OR	2	6	PSD AAFES Security Contract	The PSD Administration Building has encountered serious problems with the homeless people. This problem has become a serious health and safety issue. PSD needs additional resources to continue to pay for the security contract.	A			22,620
PSD421	HC	OR	1	7	Physician Salary Increases	Presently most Physician and Psychiatrist positions are vacant with few potential candidates available due to the lower than average salaries.	A			162,354
PSD421	HC	OR	2	8	Physican Malpractice Insurance	This request is to provide funding for Medical Malpractice Insurance for PSD's Physicians and Psychiatrists.	A			284,228
PSD 420	CP	OR	1	9	Increase Federal Fund Ceiling - Education Title 1	This request will allow the Corrections Program Support - Education Branch to expend Federal Funds given through the DOE (State of Hawaii). This is an expenditure ceiling increase only.	N			300,000
PSD900	EA	OR	3	10	Office 365 Licenses	This request will pay for PSD's Office 365 Licenses Fees as agreed to by a negotiated contract with the State of Hawaii.	A			219,000

Department of Public Safety
FY16 Restrictions

Table 7

<u>Prog ID</u>	<u>Sub-Org</u>	<u>MOF</u>	<u>Budgeted by Dept</u>	<u>Restriction</u>	<u>Difference Between Budgeted & Restricted</u>	<u>Percent Difference</u>	<u>Impact</u>
PSD 422	CI	A	\$ 150,000	\$ 15,000	\$ 135,000	10%	Grant In Aid (GIA) to WorkNet was restricted by \$15,000.
PSD 613	DA	A	\$ 450,000	\$ 45,000	\$ 405,000	10%	A 10% reduction in Personnel Services and Other Current Expenses was imposed to CVCC.
PSD 900	EA	A	\$ 15,567,586	\$ 1,456,760	\$ 14,110,826	9.4%	10% reduction in Personnel Services through delay in hire for vacancies and restricted funds for program contract services.

Department of Public Safety
Emergency Appropriation Requests

Table 8

<u>Prog ID</u>	<u>Description of Request</u>	<u>Explanation of Request</u>	<u>MOF</u>	<u>Pos (P)</u>	<u>Pos (T)</u>	<u>\$\$\$</u>
None						

Department of Public Safety
Expenditures Exceeding Appropriation Ceilings in FY15 and FY16

Table 9

<u>Prog ID</u>	<u>MOF</u>	<u>Date</u>	<u>Appropriation</u>	<u>Amount Exceeding Appropriation</u>	<u>Percent Exceeded</u>	<u>Reason for Exceeding Ceiling</u>	<u>Legal Authority</u>	<u>Recurring (Y/N)</u>	<u>GF Impact (Y/N)</u>
		None							

Department of Public Safety
Intradepartmental Transfers in FY15 and FY16

Table 10

<u>Actual or Anticipated Date of Transfer</u>	<u>MOF</u>	<u>Pos (P)</u>	<u>Pos (T)</u>	<u>\$\$\$</u>	<u>From Prog ID</u>	<u>Percent of Program ID Appropriation Transferred From</u>	<u>To Prog ID</u>	<u>Percent of Receiving Program ID Appropriation</u>	<u>Reason for Transfer</u>	<u>Recurring (Y/N)</u>
FY 2015										
5/14/2015	A			\$ 657,000			PSD 402	2.6%	For all correctional institution (402, 406, 407 & 420)	Y
5/14/2015	A			\$ 911,000			PSD 406	7.9%	Payroll funds were transferred due to shortage	Y
5/14/2015	A			\$ 1,315,000			PSD 407	4.3%	caused by higher overtime expenditures.	Y
5/14/2015	A			\$ 423,000			PSD 420	2.1%	PSD 406 includes operational funds primarily	Y
5/14/2015	A			\$ 60,000			PSD 502	5.9%	due to higher utility cost.	Y
5/14/2015	A			\$ 741,000	PSD 403	13.8%				N
5/14/2015	A			\$ 300,000	PSD 409	3.9%			PSD 502 Operating budget has been impacted by	N
5/14/2015	A			\$ 300,000	PSD 410	8.3%			the transfer of the Med Marijuana program. Funds	N
5/14/2015	A			\$ 400,000	PSD 421	1.7%			transferred to pay for utility cost & rent.	N
5/14/2015	A			\$ 25,000	PSD 613	5.3%				N
5/14/2015	A			\$ 1,600,000	PSD 900	10.3%				N
6/9/2015	A			\$ 800,000	PSD 900	5.2%	PSD 407	2.6%	Settlement Agreement with UPW in response to Step	
									Step 1 grievance, LK-13-02 and payroll shortage.	
6/25/2015	A			\$ 507,000			PSD 402	2.0%	For all Correctional institution and Sheriff Division,	Y
6/25/2015	A			\$ 139,000			PSD 405	1.4%	(402, 405, 406 & 503) payroll fund transfer is due to	Y
6/25/2015	A			\$ 82,000			PSD 406	0.7%	higher than anticipated overtime expenditures.	Y
6/25/2015	A			\$ 66,000			PSD 503	0.4%		Y
6/25/2015	A			\$ 80,000	PSD 409	1.0%				N
6/25/2015	A			\$ 39,000	PSD 410	1.1%				N
6/25/2015	A			\$ 21,000	PSD 611	5.0%				N
6/25/2015	A			\$ 77,000	PSD 612	1.9%				N
6/25/2015	A			\$ 577,000	PSD 808	1.2%				N

Department of Public Safety
Active Federal Awards as of December 1, 2015

Table 11

<u>State Expending Agency</u>	<u>Program ID</u>	<u>Award Number</u>	<u>CFDA Number</u>	<u>Award Description</u>	<u>Awarding Federal Agency</u>	<u>Award Amount</u>	<u>Award Amount Allocated to the Pgm ID in Column B</u>	<u>State Appropriation Symbol</u>	<u>State Fund Match (If Any)</u>	<u>Contact Name</u>	<u>Contact Phone</u>	<u>Contact Email</u>
V1 (PSD)	PSD420	V048A130011	84.048A	Vocational Education- Basic Grants to States	Dept. of Education	\$54,948	\$54,948	S-16-212-V1		Amelia Jodar	587-1275	amelia.g.jo dar@hawa ii.gov
V1 (PSD)	PSD420	S013A15001 1 Sub Grant	84.013A	Title 1 Program for Neglected and Delinquent Children	Dept. of Education	\$266,738	\$266,738	S-16-221-V1		Amelia Jodar	587-1275	amelia.g.jo dar@hawa ii.gov
V1 (PSD)	PSD502	2014-69	0.000	Domestic Cannabis Eradication/Su ppression Program	Dept. of Justice	\$95,000	\$95,000	S-16-237-V1		Keith Kamita	837-8489	keith.t.kam ita@ned.h awaii.gov
V1 (PSD)	PSD420	2011-RT-BX- 0060	16.593	Bridge Expansion Continuation	Dept. of Justice	\$136,926	\$136,926	S-15-224-V1	\$45,642	Dwayne Kojima	587-1272	dwayne.t.k ojima@ha wail.gov
V1 (PSD)	PSD502	2014-CD-BX- 0030	16.742	FY 2014 Paul Coverdell Forensic Science Grant Program - Improvement of Forensic	Dept. of Justice	\$31,086	\$31,086	S-15-504-V1		Shirley Brown	837-9490	shirley.a.b rown@ned .hawaii.go v
V1 (PSD)	PSD613	2013-VC-GX- 0048	16.576	OVC FY13 VOCA Victim Compensation	Dept. of Justice	\$330,000	\$330,000	S-14-264-V1		Joy Takatsuka	587-1138	joy.e.takat suka@ha wail.gov
V1 (PSD)	PSD613	2014-VC-OX- 0043	16.576	OVC FY14 VOCA Victim Compensation Formula	Dept. of Justice	\$150,000	\$150,000	S-15-264-V1		Joy Takatsuka	587-1138	joy.e.takat suka@ha wail.gov

Department of Public Safety
Active Federal Awards as of December 1, 2015

Table 11

<u>State Expending Agency</u>	<u>Program ID</u>	<u>Award Number</u>	<u>CFDA Number</u>	<u>Award Description</u>	<u>Awarding Federal Agency</u>	<u>Award Amount</u>	<u>Award Amount Allocated to the Pgm ID in Column B</u>	<u>State Appropriation Symbol</u>	<u>State Fund Match (If Any)</u>	<u>Contact Name</u>	<u>Contact Phone</u>	<u>Contact Email</u>
V1 (PSD)	PSD420	2014-DJ-BX-0910	16.738	Hawaii Academy for Training on Sex Offender Management (HATSOM)	Dept. of Justice	\$74,076	\$74,076	S-14-501-V1		Leanne Gillespie	587-1249	leanne.n.gillespie@hawaii.gov

Department of Public Safety
Non-General Funds

Table 12

<u>Name of Fund</u>	<u>Purpose</u>	<u>Statutory Reference</u>	<u>MOF</u>	<u>Beginning FY16 Unencumbered Cash Balance</u>	<u>Estimated FY16 Revenues</u>	<u>Estimated FY16 Expenditures and Encumbrances</u>	<u>Estimated FY16 Net Transfers</u>	<u>Estimated FY16 Ending Unencumbered Cash Balance</u>	<u>Balance in Excess of Program Needs</u>
Correctional Industries Revolving Fund	To establish a comprehensive work program for inmates that provides them with training and work skills that increases their employment prospects after release.	Section 354-D-10, HRS	W	\$ 434,157.44	\$ 7,500,000.00	\$ 7,500,000.00		\$ 746,450.17	
OCCC Inmate Store	The account was established for the purpose of purchasing items to be resold to inmates at the Oahu Community Correctional Center (OCCC).	Section 353-31, HRS	W	\$ 424.00	\$ 1,000.00	\$ 1,000.00		\$ 424.00	
HCF Inmate Store	The account was established for the purpose of purchasing items to be resold to inmates at the Halawa Correctional Facility (HCF).	Section 353-31, HRS	W	\$ 65,690.18	\$ 17,000.00	\$ 17,000.00		\$ 65,690.18	
WCF Inmate Store	The account was established for the purpose of purchasing items to be resold to inmates at the Waiawa Correctional Facility (WCF).	Section 353-31, HRS	W	\$ 739.35	\$ -	\$ 739.35		\$ -	
CVCC Special Fund	Act 206, SLH 1998 established this account and a system of compensation fees to generate revenue to fund the operation of the Crime Victim Compensation Commission (CVCC).	Act 206, SLH 1998	B	\$ 1,119,012.38	\$ 1,000,000.00	\$ 1,000,000.00		\$ 1,119,360.28	
Controlled Substance Registration Revolving Fund	This revolving fund was established mainly for the purpose of offsetting the cost of the electronic prescription accountability system, the NED forensic drug laboratory facility, and the registration, investigation, and control of the manufacture, distribution, prescription, and dispensation of controlled substances and regulated chemicals within the State.	Act 268, SLH 1996	W	\$ 97,879.12	\$ 390,000.00	\$ 390,000.00		\$ 158,170.73	
Maui County Grant	Funds are awarded by the Maui County council to the Maui Community Correctional Center (MCCC) as a partnership to enable MCCC inmates to participate in valuable community activities that assist in the reintegration process.	Administrative Authority	S	\$ 194,727.51	\$ 117,000.00	\$ 117,000.00		\$ 197,218.57	

Department of Public Safety
Non-General Funds

Table 12

Name of Fund	Purpose	Statutory Reference	MOF	Beginning FY16	Estimated FY16	Estimated FY16	Estimated FY16	Estimated FY16	Balance in Excess of Program Needs
				Unencumbered Cash Balance	Revenues	Expenditures and Encumbrances	Net Transfers	Ending Unencumbered Cash Balance	
Federal Reimbursement Maximization Special Fund	The purpose of this grant is to continue building on PSD's success in operating the substance abuse treatment and reentry programs. The funds were used for two Office Assistant III positions (one at Oahu Community Correctional Center and another at Women's Community Correctional Center). The funding of these positions increased the clinical staff contact hours with the clients, as the clinical staff was no longer required to conduct clerical duties.	Act 172, SLH 2001	B	\$ 1,044,638.02	\$ 300,000.00	\$ 300,000.00		\$ 1,485,245.17	
Automated Victim Information and Notification System	This fund was established as the Automated Victim Information & Notification System Special Fund.	Act 190, SLH 2012	B	\$ 435,550.38	\$ 273,896.00	\$ 273,896.00		\$ 446,050.38	
CF/CCC- Administrator/Inmate Activity Fund	This account was established to provide a mechanism to deposit funds that can be used for the benefit of all inmates at the facilities.	Section 353-20, HRS	T	\$ 73,961.71	\$ 15,000.00	\$ 15,000.00		\$ 73,961.71	
Narcotics Enforcement Agency Trust Account - Federal	This trust fund was established for the federal forfeiture proceeds derived directly or indirectly from or realized through unlawful activities.	Section 329-55 & Chapter 712A, HRS	T	\$ 1,113,350.71	\$ 100,000.00	\$ 100,000.00		\$ 1,202,019.17	
Drug Law Enforcement Equipment Procurement Program (1122)	The National Defense Authorization Act of 1993, Section 1122, established a requirement that the Department of Defense develop procedures enable State and Local governments to purchase law enforcement equipment suitable for counter-drug activities through the federal procurement. This account was established to temporarily hold funds collected from the State and this trust account was established for	National Defense Authorization Act of 1993, Section 1122	T	\$ 34,035.13	\$ 150,000.00	\$ 150,000.00		\$ 34,035.13	
Temporary Deposits - Payroll Assignment	the collection of salary overpayments made to individuals on Leave Without Pay or no longer employed by the Department. The intent is to identify the individuals and to collect	Section 331 of the State Accounting Manual	T	\$ 826,424.25	\$ 22,000.00	\$ 22,000.00		\$ 826,424.25	
Narcotics Enforcement Agency Trust Account - State	This trust fund was established for the state forfeiture proceeds derived directly on indirectly from or realized through unlawful activities.	Section 329-55 & Chapter 712A, HRS	T	\$ 39,176.47	\$ 1,000.00	\$ 1,000.00		\$ 39,176.47	

Department of Public Safety
Non-General Funds

Table 12

<u>Name of Fund</u>	<u>Purpose</u>	<u>Statutory Reference</u>	<u>MOF</u>	<u>Beginning FY16</u>	<u>Estimated FY16</u>	<u>Estimated FY16</u>	<u>Estimated FY16</u>	<u>Estimated FY16</u>	<u>Balance in Excess of Program Needs</u>
				<u>Unencumbered Cash Balance</u>	<u>Revenues</u>	<u>Expenditures and Encumbrances</u>	<u>Net Transfers</u>	<u>Ending Unencumbered Cash Balance</u>	
Gifts to the Department of Public Safety	This account was established to deposit any gift money given to the Department of Public Safety and expended in accordance with the law and any terms and conditions that may pertain to the gift	Section 353-32, HRS	T	\$ 3,760.89	\$ -	\$ -			\$ 7,666.89
Victim Restitution Trust Fund	This account was established as part of a Pilot Project in accordance with Section 353-22.6, HRS, Victim Restitution.	Administrative Authority	T	\$ 151,433.34	\$ 250,000.00	\$ 250,000.00			\$ 151,433.34
Prisoner's Trust Account	moneys earned by a committed person, moneys given by family, and other authorized sources. The Department maintains an individual ledger account for each committed person and issues statements showing credits and debits.	Section 353-20, HRS	T	\$ 1,427,457.04	\$ 4,500,000.00	\$ 4,500,000.00			\$ 1,427,457.04

Department of Public Safety
Vacancy Report as of November 30, 2015

Table 13

Prog ID	Sub-Org	Date of Vacancy	Expected Fill Date	Position Number	Position Title	Exempt (Y/N)	SR Level	BU Code	Perm Temp (P/T)	FTE	MOF	Budgeted Amount	Actual Salary Last Paid	Authority to Hire (Y/N)	Occupied by 89 Day Hire (Y/N)	# of 89 Hire Appts	Describe if Filled by other Means	Priority # to Retain
PSD 402	ED	7/16/2015	2/28/2016	14973	ADULT CORRECTIONS OFFICER RE	N	CO-04	10	P	1.00	A	\$ 53,088	\$ 50,928	Y				1
PSD 402	ED	11/29/2015	2/28/2016	25522	ADULT CORRECTIONS OFFICER III	N	CO-06	10	P	1.00	A	\$ 55,314	\$ 55,176	Y				1
PSD 402	ED	9/30/2015	1/31/2016	25527	CORRECTIONS MANAGER II	N	EM-04	35	P	1.00	A	\$ 95,106	\$ 93,012	Y				1
PSD 402	ED	5/27/2015	2/28/2016	25559	ADULT CORRECTIONS OFFICER RE	N	CO-04	10	P	1.00	A	\$ 55,314	\$ 52,956	Y				1
PSD 402	ED	9/30/2014	1/31/2016	32208	GROUND MAINTENANCE SUPV	N	F2-03	02	P	1.00	A	\$ 42,732	\$ 42,732	Y				1
PSD 402	ED	10/29/2015	2/28/2016	34283	ADULT CORRECTIONS OFFICER RE	N	CO-04	10	P	1.00	A	\$ 53,088	\$ 46,920	Y				1
PSD 402	ED	4/30/2015	1/31/2016	37085	HUMAN SERVICES PROFESSIONA	N	SR-22	13	P	1.00	A	\$ 61,062	\$ 60,012	Y				1
PSD 402	ED	9/15/2015	2/28/2016	37815	ADULT CORRECTIONS OFFICER RE	N	CO-04	10	P	1.00	A	\$ 53,088	\$ 50,928	Y				1
PSD 402	ED	11/28/2015	2/28/2016	37937	ADULT CORRECTIONS OFFICER V	N	CO-09	20	P	1.00	A	\$ 71,220	\$ 71,040	Y				1
PSD 402	ED	11/28/2015	2/28/2016	37950	ADULT CORRECTIONS OFFICER IV	N	CO-08	10	P	1.00	A	\$ 65,358	\$ 65,196	Y				1
PSD 402	ED	9/21/2015	2/28/2016	38120	ADULT CORRECTIONS OFFICER III	N	CO-06	10	P	1.00	A	\$ 48,936	\$ 50,928	Y				1
PSD 402	ED	3/15/2015	2/28/2016	38149	LAUNDRY WORKER II	N	WS-03	01	P	1.00	A	\$ 40,383	\$ 39,588	Y				1
PSD 402	ED	8/2/2015		38312	WAREHOUSE WORKER	N	BC-04	01	P	1.00	A	\$ 39,243	\$ 38,472	N				1
PSD 402	ED	4/29/2015		38444	STORES CLERK II	N	SR-08	03	P	1.00	A	\$ 27,768	\$ 27,768	N				1
PSD 402	ED	10/1/2015		120920	OFFICE ASSISTANT IV	N	SR-10	03	P	1.00	A	\$ 34,760	\$ 28,872	N				1
PSD 402	ED	5/21/2015	1/31/2016	121124	SOCIAL WORKER IV	N	SR-22	13	P	1.00	A	\$ 50,372	\$ 60,012	Y				1
PSD 402	ED	3/13/2015	1/31/2016	121125	SOCIAL WORKER IV	N	SR-22	13	P	1.00	A	\$ 48,228	\$ 47,400	Y				1
PSD 402	ED	10/30/2015	2/28/2016	121411	ADULT CORRECTIONS OFFICER RE	N	CO-04	10	P	1.00	A	\$ 49,472	\$ 46,920	Y				1
PSD 402	ED	1/27/2015	12/31/2015	121579	SOCIAL SERVICES ASSISTANT IV	N	SR-11	03	P	1.00	A	\$ 36,152	NEW	Y				1
PSD 402	ED	1/27/2015	1/31/2016	121580	SOCIAL SERVICES ASSISTANT IV	N	SR-11	03	P	1.00	A	\$ 36,152	NEW	Y				1
PSD 403	EE	11/15/2015	2/28/2016	7837	ADULT CORRECTIONS OFFICER III	N	CO-06	10	P	1.00	A	\$ 53,088	\$ 50,928	Y				1
PSD 403	EE	12/9/2014	1/31/2016	21516	HUMAN SERVICES PROFESSIONA	N	SR-22	13	P	1.00	A	\$ 48,228	\$ 47,400	Y				1
PSD 403	EE	7/1/2013	1/31/2016	27926	HEAVY EQUIPMENT WORKING SU	N	WS-10	01	P	1.00	A	\$ 48,960	NEW	Y				1
PSD 403	EE	9/30/2015	1/31/2016	31260	SECRETARY II	N	SR-14	63	P	1.00	A	\$ 33,720	\$ 33,720	Y				1
PSD 403	EE	7/1/2013	3/31/2016	34518	GENERAL MAINTENANCE SUPERV	N	WS-11	01	P	1.00	A	\$ 50,856	NEW	Y	Y	1		1
PSD 403	EE	12/16/2014	1/31/2016	34688	PERSONNEL CLERK III	N	SR-09	63	P	1.00	A	\$ 27,768	\$ 27,768	Y				1
PSD 403	EE	7/1/2013	2/28/2016	36129	ADULT CORRECTIONS OFFICER III	N	CO-06	10	P	1.00	A	\$ 40,164	NEW	Y				1
PSD 403	EE	7/1/2013	2/28/2016	37032	SOCIAL WORKER IV	N	SR-22	13	P	1.00	A	\$ 53,352	NEW	Y				1
PSD 404	EF	9/30/2015	2/28/2016	30789	ADULT CORRECTIONS OFFICER V	N	CO-09	20	P	1.00	A	\$ 71,220	\$ 71,040	Y				1
PSD 404	EF	11/15/2015	2/28/2016	34546	ADULT CORRECTIONS OFFICER III	N	CO-06	10	P	1.00	A	\$ 53,088	\$ 50,928	Y				1
PSD 404	EF	11/15/2015	2/28/2016	34554	ADULT CORRECTIONS OFFICER III	N	CO-06	10	P	1.00	A	\$ 53,088	\$ 50,928	Y				1
PSD 404	EF	11/1/2015	1/31/2016	46959	ACCOUNT CLERK II	N	SR-08	03	P	1.00	A	\$ 27,768	\$ 39,492	Y				1
PSD 404	EF	7/24/2015	1/31/2016	53337	BUILDING MAINTENANCE WORK	N	WS-09	01	P	1.00	A	\$ 52,194	\$ 51,168	Y				1
PSD 404	EF	9/16/2015	1/31/2016	53338	ACCOUNT CLERK III	N	SR-11	03	P	1.00	A	\$ 62,640	\$ 29,988	Y				1
PSD 405	EG	12/2/2013	2/28/2016	25985	CORRECTIONS SUPERVISOR I	N	SR-24	13	P	1.00	A	\$ 63,516	\$ 62,424	Y				1
PSD 405	EG	7/7/2015	1/31/2016	25988	ADULT CORRECTIONS OFFICER VI	N	CO-10	90	P	1.00	A	\$ 74,238	\$ 74,052	Y				1
PSD 405	EG	11/9/2015	2/28/2016	25991	ADULT CORRECTIONS OFFICER III	N	CO-06	10	P	1.00	A	\$ 48,936	\$ 50,928	Y				1
PSD 405	EG	9/10/2015	1/31/2016	25997	BUILDING MAINTENANCE WORK	N	BC-09	01	P	1.00	A	\$ 49,182	\$ 48,216	Y				1
PSD 405	EG	11/25/2015	2/28/2016	31371	ADULT CORRECTIONS OFFICER III	N	CO-06	10	P	1.00	A	\$ 55,314	\$ 55,176	Y				1
PSD 405	EG	6/1/2014	2/28/2016	36782	HUMAN SERVICES PROFESSIONA	N	SR-20	13	P	1.00	A	\$ 44,580	\$ 43,812	Y				1
PSD 405	EG	6/15/2015	2/28/2016	38007	ADULT CORRECTIONS OFFICER RE	N	CO-04	10	P	1.00	A	\$ 53,088	\$ 48,816	Y				1
PSD 405	EG	2/3/2014	1/31/2016	42622	OFFICE ASSISTANT III (CLERK TYP	N	SR-08	03	P	1.00	A	\$ 31,236	\$ 30,036	Y				1
PSD 405	EG	8/23/2015	1/31/2016	43140	BUILDING MAINTENANCE WORK	N	WS-09	01	P	1.00	A	\$ 52,194	\$ 51,168	Y				1
PSD 405	EG	10/30/2015	2/28/2016	51407	ADULT CORRECTIONS OFFICER III	N	CO-06	10	P	1.00	A	\$ 55,314	\$ 55,176	Y				1
PSD 405	EG	6/21/2015	2/28/2016	120531	ADULT CORRECTIONS OFFICER RE	N	CO-04	10	P	1.00	A	\$ 48,936	\$ 48,816	Y				1
PSD 405	EG	9/10/2015	2/28/2016	121435	LAUNDRY WORKER II	N	WS-03	01	P	1.00	A	\$ 38,348	\$ 39,588	Y				1
PSD 405	EG	11/3/2015	2/28/2016	121856	HUMAN SERVICES PROFESSIONA	N	SR-22	13	P	1.00	A	\$ 45,576	NEW	Y				1

Department of Public Safety
Vacancy Report as of November 30, 2015

Table 13

Prog ID	Sub-Org	Date of Vacancy	Expected Fill Date	Position Number	Position Title	Exempt (Y/N)	SR Level	BU Code	Perm Temp (P/T)	FTE	MOF	Budgeted Amount	Actual Salary Last Paid	Authority to Hire (Y/N)	Occupied by 89 Day Hire (Y/N)	# of 89 Hire Appts	Describe if Filled by other Means	Priority # to Retain
PSD 406	EH	3/5/2015	2/28/2016	7972	ADULT CORRECTIONS OFFICER RE	N	CO-04	10	P	1.00	A	\$ 53,088	\$ 48,816	Y				1
PSD 406	EH	8/3/2015	2/28/2016	11702	ADULT CORRECTIONS OFFICER RE	N	CO-04	10	P	1.00	A	\$ 40,164	\$ 46,920	Y				1
PSD 406	EH	7/31/2015	1/31/2016	29541	SECRETARY II	N	SR-14	63	P	1.00	A	\$ 54,012	\$ 54,012	Y				1
PSD 406	EH	6/30/2015	2/28/2016	33139	ADULT CORRECTIONS OFFICER III	N	CO-06	10	P	1.00	A	\$ 53,088	\$ 48,816	Y				1
PSD 406	EH	3/22/2015	2/28/2016	35590	ADULT CORRECTIONS OFFICER RE	N	CO-04	10	P	1.00	A	\$ 53,088	\$ 48,816	Y				1
PSD 406	EH	10/7/2013		37249	OFFICE ASSISTANT III (CLERK TYP	N	SR-08	03	P	1.00	A	\$ 42,684	\$ 41,040	N				1
PSD 406	EH	10/21/2015	2/28/2016	38525	ADULT CORRECTIONS OFFICER RE	N	CO-04	10	P	1.00	A	\$ 40,164	\$ 46,920	Y				1
PSD 406	EH	9/15/2015	1/31/2016	42415	OFFICE ASSISTANT III (CLERK TYP	N	SR-08	03	P	1.00	A	\$ 27,768	\$ 28,872	Y				1
PSD 406	EH	8/28/2015	2/28/2016	48365	ADULT CORRECTIONS OFFICER III	N	CO-06	10	P	1.00	A	\$ 53,088	\$ 50,928	Y				1
PSD 406	EH	11/15/2013	1/31/2016	48905	OFFICE ASSISTANT III	N	SR-08	03	P	1.00	A	\$ 35,112	\$ 33,756	Y				1
PSD 406	EH	1/31/2014	1/31/2016	49277	HUMAN SERVICES PROFESSIONA	N	SR-18	13	P	1.00	A	\$ 44,580	\$ 43,812	Y				1
PSD 406	EH	1/5/2015	2/28/2016	51674	ADULT CORRECTIONS OFFICER VI	N	CO-10	90	P	1.00	A	\$ 74,238	\$ 71,040	Y				1
PSD 406	EH	2/28/2015	2/28/2016	55241	ADULT CORRECTIONS OFFICER RE	N	CO-04	10	P	1.00	A	\$ 53,088	\$ 48,816	Y				1
PSD 406	EH	8/2/2013	2/28/2016	118807	HUMAN SERVICES PROFESSIONA	N	SR-22	13	P	1.00	A	\$ 54,392	\$ 45,576	Y				1
PSD 406	EH	3/16/1992	2/28/2016	46350	ADULT CORRECTIONS OFFICER RE	N	CO-04	10	T	1.00	A	\$ 30,700	NA	Y				1
PSD 406	EH	1/18/2000	2/28/2016	55245	ADULT CORRECTIONS OFFICER RE	N	CO-04	10	T	1.00	A	\$ 30,700	NA	Y				1
PSD 406	EH	1/18/2000	2/28/2016	55246	ADULT CORRECTIONS OFFICER RE	N	CO-04	10	T	1.00	A	\$ 30,701	NA	Y				1
PSD 407	EC	6/21/2015	1/31/2016	2580	BUILDING MAINTENANCE WORK	N	WS-09	01	P	1.00	A	\$ 52,194	\$ 51,168	Y				1
PSD 407	EC	7/31/2015	1/31/2016	6832	MAINTENANCE MECHANIC II	N	WS-09	01	P	1.00	A	\$ 52,194	\$ 51,168	Y				1
PSD 407	EC	5/31/2015	1/31/2016	7146	HUMAN SERVICES PROFESSIONA	N	SR-22	13	P	1.00	A	\$ 58,728	\$ 57,720	Y				1
PSD 407	EC	11/15/2015	2/28/2016	26247	ADULT CORRECTIONS OFFICER III	N	CO-06	10	P	1.00	A	\$ 55,314	\$ 55,176	Y				1
PSD 407	EC	10/31/2015	2/28/2016	28922	ADULT CORRECTIONS OFFICER RE	N	CO-04	10	P	1.00	A	\$ 53,088	\$ 50,928	Y				1
PSD 407	EC	9/29/2015	2/28/2016	30790	ADULT CORRECTIONS OFFICER RE	N	CO-04	10	P	1.00	A	\$ 55,314	\$ 55,176	Y				1
PSD 407	EC	11/1/2015	2/28/2016	30798	ADULT CORRECTIONS OFFICER RE	N	CO-04	10	P	1.00	A	\$ 53,088	\$ 50,928	Y				1
PSD 407	EC	11/7/2015	2/28/2016	31140	ADULT CORRECTIONS OFFICER IV	N	CO-08	10	P	1.00	A	\$ 62,640	\$ 59,988	Y				1
PSD 407	EC	1/29/2014	2/28/2016	31755	ADULT CORRECTIONS OFFICER V	N	CO-09	20	P	1.00	A	\$ 71,220	\$ 67,680	Y				1
PSD 407	EC	9/23/2015	2/28/2016	31758	ADULT CORRECTIONS OFFICER V	N	CO-09	20	P	1.00	A	\$ 68,184	\$ 65,196	Y				1
PSD 407	EC	4/16/2014	1/31/2016	32122	OFFICE ASSISTANT III (CLERK TYP	N	SR-08	03	P	1.00	A	\$ 28,872	\$ 27,756	Y				1
PSD 407	EC	10/27/2015	2/28/2016	34258	ADULT CORRECTIONS OFFICER III	N	CO-06	10	P	1.00	A	\$ 53,088	\$ 50,928	Y				1
PSD 407	EC	10/15/2015	1/31/2016	34422	HUMAN SERVICES PROFESSIONA	N	SR-22	13	P	1.00	A	\$ 56,460	\$ 55,488	Y				1
PSD 407	EC	1/15/2015	1/31/2016	34423	SOCIAL WORKER III	N	SR-20	13	P	1.00	A	\$ 44,580	\$ 43,812	Y				1
PSD 407	EC	9/23/2015	2/28/2016	34533	ADULT CORRECTIONS OFFICER III	N	CO-06	10	P	1.00	A	\$ 53,088	\$ 50,928	Y				1
PSD 407	EC	9/14/2015	2/28/2016	34550	ADULT CORRECTIONS OFFICER RE	N	CO-04	10	P	1.00	A	\$ 53,088	\$ 50,928	Y				1
PSD 407	EC	11/15/2015	2/28/2016	36034	ADULT CORRECTIONS OFFICER III	N	CO-06	10	P	1.00	A	\$ 53,088	\$ 50,928	Y				1
PSD 407	EC	6/21/2015	2/28/2016	36040	ADULT CORRECTIONS OFFICER RE	N	CO-04	10	P	1.00	A	\$ 55,314	\$ 55,176	Y				1
PSD 407	EC	10/26/2015	2/28/2016	36589	HUMAN SERVICES PROFESSIONA	N	SR-22	13	P	1.00	A	\$ 52,200	\$ 53,364	Y				1
PSD 407	EC	5/1/2012	12/31/2015	46423	BUILDING MAINTENANCE HELPE	N	BC-05	01	P	1.00	A	\$ 40,815	\$ 36,960	Y				1
PSD 407	EC	10/31/2014	1/31/2016	46668	STOREKEEPER I	N	SR-11	03	P	1.00	A	\$ 29,988	\$ 29,988	Y				1
PSD 407	EC	12/15/2014	1/31/2016	51719	SOCIAL WORKER III	N	SR-20	13	P	1.00	A	\$ 44,580	\$ 43,812	Y				1
PSD 407	EC	10/30/2015	1/31/2016	103419	SOCIAL WORKER IV	N	SR-22	13	P	1.00	A	\$ 48,228	\$ 49,308	Y				1
PSD 407	EC	6/16/2015	1/31/2016	118805	HUMAN SERVICES PROFESSIONA	N	SR-22	13	P	1.00	A	\$ 54,392	\$ 53,364	Y				1
PSD 407	EC	9/29/2015	2/28/2016	120635	ADULT CORRECTIONS OFFICER III	N	CO-06	10	P	1.00	A	\$ 48,936	\$ 50,928	Y				1
PSD 409	EK	7/1/2015	2/28/2016	31154	ADULT CORRECTIONS OFFICER IV	N	CO-08	10	P	1.00	A	\$ 65,358	\$ 62,484	Y				1
PSD 409	EK	7/15/2015	1/31/2016	37698	OFFICE ASSISTANT III (CLERK TYP	N	SR-08	03	P	1.00	A	\$ 26,700	\$ 27,768	Y				1
PSD 409	EK	7/7/2015	1/31/2016	37752	SOCIAL WORKER IV	N	SR-22	13	P	1.00	A	\$ 52,200	\$ 53,364	Y				1
PSD 409	EK	10/27/2015	2/28/2016	37842	ADULT CORRECTIONS OFFICER III	N	CO-06	10	P	1.00	A	\$ 53,088	\$ 50,928	Y				1
PSD 409	EK	8/2/2015	2/28/2016	38310	GROUNDSDKEEPER II	N	WS-02	01	P	1.00	A	\$ 39,243	\$ 38,472	Y				1

Department of Public Safety
Vacancy Report as of November 30, 2015

Table 13

Prog ID	Sub- Org	Date of Vacancy	Expected Fill Date	Position Number	Position Title	Exempt (Y/N)	SR Level	BU Code	Perm Temp (P/T)	FTE	MOF	Budgeted Amount	Actual Salary Last Paid	Authority to Hire (Y/N)	Occupied by 89 Day Hire (Y/N)	# of 89 Hire Appts	Describe if Filled by other Means	Priority # to Retain
PSD 409	EK	7/22/2015	2/28/2016	51367	ADULT CORRECTIONS OFFICER IV	N	CO-08	10	P	1.00	A	\$ 62,640	\$ 57,552	Y				1
PSD 409	EK	6/15/2015	2/28/2016	51675	JANITOR III	N	WS-02	01	P	1.00	A	\$ 39,243	\$ 38,472	Y				1
PSD 409	EK	5/11/2015	2/28/2016	53088	ADULT CORRECTIONS OFFICER III	N	CO-06	10	P	1.00	A	\$ 53,088	\$ 48,816	Y				1
PSD 409	EK	8/23/2000	2/28/2016	111120	ADULT CORRECTIONS OFFICER RE	N	CO-04	10	T	1.00	A	\$ 48,948	NA	Y				1
PSD 410	EL	10/1/2015		24391	HUMAN SERVICES PROFESSIONA	N	SR-22	13	P	1.00	A	\$ 66,054	\$ 67,512	N				1
PSD 410	EL	3/31/2015	1/31/2016	29104	HUMAN SERVICES PROFESSIONA	N	SR-24	23	P	1.00	A	\$ 68,694	\$ 67,512	Y				1
PSD 410	EL	4/24/2015	1/31/2016	31280	OFFICE ASSISTANT III (CLERK TYP	N	SR-08	03	P	1.00	A	\$ 26,700	\$ 26,700	Y	Y	3		1
PSD 410	EL	6/30/2015	1/31/2016	31295	SECRETARY I	N	SR-12	03	P	1.00	A	\$ 41,064	\$ 41,064	Y	Y	2		1
PSD 410	EL	4/12/2015	2/28/2016	34583	HUMAN SERVICES PROFESSIONA	N	SR-22	13	P	1.00	A	\$ 48,228	\$ 49,308	Y				1
PSD 410	EL	12/20/2013	12/31/2015	34597	HUMAN SERVICES PROFESSIONA	N	SR-20	13	P	1.00	A	\$ 52,200	\$ 51,300	Y				1
PSD 410	EL	5/1/2014	1/31/2016	34598	SOCIAL WORKER III	N	SR-20	13	P	1.00	A	\$ 44,580	\$ 43,812	Y				1
PSD 410	EL	3/5/2015	12/31/2015	36844	HUMAN SERVICES PROFESSIONA	N	SR-20	13	P	1.00	A	\$ 44,580	\$ 43,812	Y				1
PSD 410	EL	3/3/2015	1/31/2016	49917	SOCIAL WORKER III	N	SR-20	13	P	1.00	A	\$ 46,374	\$ 45,576	Y				1
PSD 410	EL	11/1/2015	2/28/2016	51753	HUMAN SERVICES PROFESSIONA	N	SR-22	13	P	1.00	A	\$ 44,580	\$ 49,308	Y				1
PSD 410	EL	6/23/2014	2/28/2016	55213	HUMAN SERVICES PROFESSIONA	N	SR-20	13	P	1.00	A	\$ 44,580	\$ 43,812	Y				1
PSD 410	EL	9/30/2015	2/28/2016	110703	HUMAN SERVICES PROFESSIONA	N	SR-20	13	P	1.00	A	\$ 44,580	\$ 43,812	Y				1
PSD 410	EL	4/2/2015	12/31/2015	110704	SOCIAL WORKER III	N	SR-20	13	P	1.00	A	\$ 44,580	\$ 43,812	Y				1
PSD 410	EL	5/9/2014	1/31/2016	116340	SOCIAL SERVICE AID III	N	SR-09	03	P	1.00	A	\$ 36,468	\$ 35,064	Y	Y	6		1
PSD 410	EL	8/31/2015	2/28/2016	118095	HUMAN SERVICES PROFESSIONA	N	SR-22	13	P	1.00	A	\$ 43,824	\$ 53,364	Y				1
PSD 410	EL	4/30/2015	1/31/2016	120696	HUMAN SERVICES PROFESSIONA	N	SR-22	13	P	1.00	A	\$ 68,694	\$ 67,512	Y				1
PSD 420	CP	6/30/2015	1/31/2016	2323	COOK III	N	WS-08	01	P	1.00	A	\$ 49,146	\$ 48,180	Y				1
PSD 420	CP	8/27/2015	1/31/2016	6034	INSTITUTION FOOD SVCS MGR II	N	F1-08	02	P	1.00	A	\$ 48,804	\$ 51,972	Y				1
PSD 420	CP	3/15/2015	1/31/2016	27266	COOK II	N	BC-08	01	P	1.00	A	\$ 45,930	\$ 45,024	Y				1
PSD 420	CP	10/30/2015		32441	LIBRARIAN IV	N	SR-22	13	P	1.00	A	\$ 66,054	\$ 67,512	N				1
PSD 420	CP	5/1/2015	1/31/2016	32514	COOK II	N	BC-08	01	P	1.00	A	\$ 45,930	\$ 45,024	Y				1
PSD 420	CP	11/25/2014	1/31/2016	38300	COOK III	N	WS-08	01	P	1.00	A	\$ 49,146	\$ 47,232	Y				1
PSD 420	CP	6/30/2015	2/28/2016	38345	PURCHASING TECHNICIAN I	N	SR-11	03	P	1.00	A	\$ 37,980	\$ 37,980	Y	Y	2		1
PSD 420	CP	11/2/2014	1/31/2016	38957	OFFICE ASSISTANT III (CLERK TYP	N	SR-08	03	P	1.00	A	\$ 36,468	\$ 36,468	Y				1
PSD 420	CP	3/31/2015		39665	CORR EDUCATION SUPERVISOR I	N	SR-24	23	P	1.00	A	\$ 61,062	\$ 60,012	N				1
PSD 420	CP	11/30/2014	2/28/2016	42168	KITCHEN HELPER	N	BC-02	01	P	1.00	A	\$ 36,687	\$ 35,256	Y				1
PSD 420	CP	5/31/2015	2/28/2016	43224	LIBRARIAN III	N	SR-20	13	P	1.00	A	\$ 58,728	\$ 60,012	Y				1
PSD 420	CP	8/31/2015	2/28/2016	43732	LIBRARIAN III	N	SR-20	13	P	1.00	A	\$ 61,062	\$ 62,424	Y				1
PSD 420	CP	5/29/2015	2/28/2016	43985	LIBRARIAN III	N	SR-20	13	P	1.00	A	\$ 45,576	\$ 43,812	Y				1
PSD 420	CP	5/19/2014	1/31/2016	47339	CORRECTIONS EDN SPCLT III	N	SR-20	13	P	1.00	A	\$ 54,300	\$ 51,312	Y				1
PSD 420	CP	3/20/2015	2/28/2016	47340	CORRECTIONS EDN SPCLT III	N	SR-20	13	P	1.00	A	\$ 25,663	\$ 43,812	Y				1
PSD 420	CP	4/30/2015	12/31/2015	48887	COOK II	N	BC-08	01	P	1.00	A	\$ 45,930	\$ 45,024	Y				1
PSD 420	CP	12/30/2014	1/31/2016	49873	CORRECTIONS EDUCATION SPEC	N	SR-22	13	P	1.00	A	\$ 48,228	\$ 47,400	Y	Y	1		1
PSD 420	CP	6/15/2012	2/28/2016	51391	KITCHEN HELPER	N	BC-02	01	P	1.00	A	\$ 36,687	\$ 33,228	Y				1
PSD 420	CP	4/30/2015	2/28/2016	51392	KITCHEN HELPER	N	BC-02	01	P	1.00	A	\$ 36,687	\$ 35,964	Y				1
PSD 420	CP	7/10/2015	2/28/2016	51740	CORRECTIONS EDN SPCLT III	N	SR-20	13	P	1.00	A	\$ 17,875	\$ 43,812	Y				1
PSD 420	CP	9/19/2014	1/31/2016	112249	SECRETARY II	N	SR-14	03	P	1.00	A	\$ 35,112	\$ 35,112	Y	Y	2		1
PSD 420	CP	6/30/2015	1/31/2016	112855	SUBSTANCE ABUSE PROGRAM M	N	EM-05	35	P	1.00	A	\$ 98,700	\$ 96,528	Y				1
PSD 420	CP	4/2/2014	1/31/2016	112952	SUBSTANCE ABUSE SPECIALIST IV	N	SR-22	13	P	1.00	A	\$ 54,300	\$ 53,364	Y				1
PSD 420	CP	2/18/2015	1/31/2016	112953	SUBSTANCE ABUSE SPECIALIST IV	N	SR-22	13	P	1.00	A	\$ 48,228	\$ 47,400	Y				1
PSD 420	CP	7/1/2013	1/31/2016	112957	SUBSTANCE ABUSE SPECIALIST IV	N	SR-22	13	P	1.00	A	\$ 49,344	NEW	Y				1
PSD 420	CP	9/30/2014		112964	SUBSTANCE ABUSE SPECIALIST V	N	SR-24	13	P	1.00	A	\$ 71,418	\$ 70,188	N				1
PSD 420	CP	6/3/2014	1/31/2016	118801	SUBSTANCE ABUSE SPECIALIST IV	N	SR-22	13	P	1.00	A	\$ 48,228	\$ 47,400	Y				1

Department of Public Safety
Vacancy Report as of November 30, 2015

Table 13

Prog ID	Sub- Org	Date of Vacancy	Expected Fill Date	Position Number	Position Title	Exempt (Y/N)	SR Level	BU Code	Perm Temp (P/T)	FTE	MOF	Budgeted Amount	Actual Salary Last Paid	Authority to Hire (Y/N)	Occupied by 89 Day Hire (Y/N)	# of 89 Hire Appts	Describe if Filled by other Means	Priority # to Retain
PSD 421	HC	3/29/2015		25537	REGISTERED NURSE V	N	SR-24	29	P	1.00	A	\$ 110,892	\$ 110,892	N				1
PSD 421	HC	12/30/2014	1/31/2016	32206	LICENSED PRACTICAL NURSE II	N	HE-08	10	P	1.00	A	\$ 45,270	\$ 41,568	Y				1
PSD 421	HC	12/30/2013		32529	OFFICE ASSISTANT III (CLERK TYPE)	N	SR-08	03	P	1.00	A	\$ 26,700	\$ 36,516	N				1
PSD 421	HC	12/31/2011		37245	DENTIST VI	N	SR-28	13	P	1.00	A	\$ 54,735	\$ 75,960	N				1
PSD 421	HC	10/15/2014	1/31/2016	37654	HUMAN SERVICES PROFESSIONAL	N	SR-22	13	P	1.00	A	\$ 58,728	\$ 57,720	Y				1
PSD 421	HC	5/22/2015	1/31/2016	37769	ADVANCED PRACTICE REGISTERED NURSE	N	SR-28	09	P	1.00	A	\$ 126,564	\$ 126,564	Y				1
PSD 421	HC	12/27/2007		37873	MEDICAL RECORD LIBRARIAN IV	N	SR-22	13	P	1.00	A	\$ 22,206	\$ 51,312	N				1
PSD 421	HC	10/7/2011	1/31/2016	38035	LICENSED PRACTICAL NURSE II	N	HE-08	10	P	1.00	A	\$ 21,066	\$ 37,248	Y				1
PSD 421	HC	4/24/2014		38572	OFFICE ASSISTANT III (CLERK III)	N	SR-08	03	P	1.00	A	\$ 42,684	\$ 31,620	N				1
PSD 421	HC	4/1/2015		38784	PHYSICIAN II	N	SC-01	13	P	1.00	A	\$ 114,384	\$ 112,416	N				1
PSD 421	HC	6/24/2015		43284	PARA MEDICAL ASSISTANT II	N	HE-04	10	P	1.00	A	\$ 32,736	\$ 36,240	N				1
PSD 421	HC	12/30/2012	1/31/2016	43285	PARA MEDICAL ASSISTANT II	N	HE-04	10	P	1.00	A	\$ 32,736	\$ 32,736	Y				1
PSD 421	HC	9/11/2015		45233	SOCIAL WORKER IV	N	SR-22	13	P	1.00	A	\$ 61,062	\$ 55,488	N				1
PSD 421	HC	6/2/2014	1/31/2016	46159	ACCOUNT CLERK IV	N	SR-13	03	P	1.00	A	\$ 33,720	\$ 32,424	Y				1
PSD 421	HC	6/1/2014	1/31/2016	46941	REGISTERED NURSE III	N	SR-20	09	P	0.50	A	\$ 95,292	\$ 45,684	Y				1
PSD 421	HC	6/23/2015	1/31/2016	46964	REGISTERED NURSE III	N	SR-20	09	P	1.00	A	\$ 90,708	\$ 90,708	Y				1
PSD 421	HC	4/30/2015	1/31/2016	46969	REGISTERED NURSE III	N	SR-20	09	P	1.00	A	\$ 95,292	\$ 95,292	Y				1
PSD 421	HC	2/28/2014	1/31/2016	47527	MEDICAL RECORD TECHNICIAN V	N	SR-11	03	P	1.00	A	\$ 31,236	\$ 30,036	Y				1
PSD 421	HC	8/16/2015	1/31/2016	48594	REGISTERED NURSE IV	N	SR-22	09	P	1.00	A	\$ 102,516	\$ 106,620	Y				1
PSD 421	HC	6/10/2015	1/31/2016	49887	REGISTERED NURSE IV	N	SR-22	09	P	1.00	A	\$ 102,516	\$ 102,516	Y				1
PSD 421	HC	7/1/2008	1/31/2016	53350	OFFICE ASSISTANT III	N	SR-08	03	P	1.00	A	\$ 21,066	\$ 25,668	Y				1
PSD 421	HC	3/2/2015	1/31/2016	53383	REGISTERED NURSE III	N	SR-20	09	P	1.00	A	\$ 95,292	\$ 95,292	Y				1
PSD 421	HC	11/15/2014	1/31/2016	53384	REGISTERED NURSE IV	N	SR-22	09	P	1.00	A	\$ 95,292	\$ 95,292	Y				1
PSD 421	HC	12/30/2013	1/31/2016	53387	LICENSED PRACTICAL NURSE II	N	HE-08	10	P	1.00	A	\$ 47,040	\$ 46,548	Y				1
PSD 421	HC	9/18/2015	1/31/2016	113117	PARA MEDICAL ASSISTANT II	N	HE-04	10	P	1.00	A	\$ 40,266	\$ 40,164	Y				1
PSD 421	HC	1/11/2015	1/31/2016	118070	CLINICAL PSYCHOLOGIST V	N	SR-24	13	P	1.00	A	\$ 58,728	\$ 53,364	Y				1
PSD 421	HC	10/13/2008	1/31/2016	118072	PHYSICAL THERAPIST III	N	SR-20	13	P	1.00	A	\$ 16,872	\$ 40,512	Y				1
PSD 421	HC	5/25/2015	1/31/2016	118074	MEDICAL RECORD TECHNICIAN V	N	SR-11	03	P	1.00	A	\$ 31,236	\$ 31,236	Y				1
PSD 421	HC	6/12/2007		118086	REGISTERED NURSE III	N	SR-20	29	P	1.00	A	\$ 21,066	NEW	N				1
PSD 421	HC	10/22/2014		118111	CORRECTIONS RECR SPCLT II	N	SR-18	13	P	1.00	A	\$ 58,728	\$ 57,720	N				1
PSD 421	HC	6/6/2015	1/31/2016	118549	MEDICAL RECORD LIBRARIAN II	N	SR-18	13	P	1.00	A	\$ 41,256	\$ 40,548	Y				1
PSD 421	HC	8/6/2014		118607	HUMAN SERVICES PROFESSIONAL	N	SR-20	13	P	1.00	A	\$ 54,300	\$ 53,364	N				1
PSD 421	HC	9/17/2007		118722	CLINICAL PSYCHOLOGIST V	N	SR-24	13	P	0.50	A	\$ 40,608	NEW	N				1
PSD 421	HC	7/11/2014	1/31/2016	119214	HUMAN SERVICES PROFESSIONAL	N	SR-22	13	P	1.00	A	\$ 48,228	\$ 47,400	Y				1
PSD 421	HC	4/27/2015		119216	HUMAN SERVICES PROFESSIONAL	N	SR-22	13	P	1.00	A	\$ 68,694	\$ 67,512	N				1
PSD 421	HC	1/12/2013	1/31/2016	119228	CORRECTIONS RECR SPCLT II	N	SR-18	13	P	1.00	A	\$ 38,988	\$ 38,988	Y				1
PSD 421	HC	7/1/2013	1/31/2016	119229	SOCIAL WORKER IV	N	SR-22	13	P	1.00	A	\$ 49,332	NEW	Y				1
PSD 421	HC	1/20/2009		119230	SOCIAL WORKER IV	N	SR-22	13	P	1.00	A	\$ 48,228	NEW	N				1
PSD 421	HC	1/20/2009		119232	SOCIAL WORKER IV	N	SR-22	13	P	1.00	A	\$ 38,652	NEW	N				1
PSD 421	HC	3/29/2010	1/31/2016	119484	REGISTERED NURSE III	N	SR-20	09	P	1.00	A	\$ 21,066	NEW	Y				1
PSD 421	HC	9/30/2013	1/31/2016	121058	OCCUPATIONAL THERAPIST III	N	SR-20	13	P	1.00	A	\$ 17,532	NEW	Y				1
PSD 421	HC	9/30/2013	1/31/2016	121059	OCCUPATIONAL THERAPIST III	N	SR-20	13	P	1.00	A	\$ 38,652	NEW	Y				1
PSD 421	HC	8/1/2014	12/31/2015	53324	CORRECTIONS PHYSICIAN I	Y	SR-00	13	P	1.00	A	\$ 151,416	\$ 151,416	Y				1
PSD 421	HC	8/31/2015		100432	PSYCHIATRIST II	Y	SC-01	13	P	1.00	A	\$ 150,000	\$ 170,000	N				1
PSD 421	HC	8/7/2014		106172	PSYCHIATRIST II	Y	SC-01	13	P	1.00	A	\$ 156,000	\$ 156,000	N				1
PSD 421	HC	8/28/2009		113319	PSYCHIATRIST II	Y	SC-01	13	P	0.50	A	\$ 67,110	\$ 64,530	N				1
PSD 421	HC	6/30/2015	1/31/2016	117793	CORRECTIONS MEDICAL DIRECTOR	Y	SR-00	93	P	0.50	A	\$ 200,004	\$ 100,002	Y				1

Department of Public Safety
Vacancy Report as of November 30, 2015

Table 13

Prog ID	Sub- Org	Date of Vacancy	Expected Fill Date	Position Number	Position Title	Exempt (Y/N)	SR Level	BU Code	Perm Temp (P/T)	FTE	MOF	Budgeted Amount	Actual Salary Last Paid	Authority to Hire (Y/N)	Occupied by 89 Day Hire (Y/N)	# of 89 Hire Appts	Describe if Filled by other Means	Priority # to Retain
PSD 421	HC	12/30/2013		118085	PSYCHIATRIST II	Y	SC-00	13	P	1.00	A	\$ 156,000	\$ 156	N				1
PSD 421	HC	3/15/2013		119221	PSYCHIATRIST II	Y	SR-00	13	P	0.50	A	\$ 64,998	\$ 64,992	N				1
PSD 421	HC	1/5/2009		119223	PSYCHIATRIST II	Y	SR-00	13	P	0.50	A	\$ 42,132	NEW	N				1
PSD 422	CI	12/13/2007		103141	CI PLANT SUPERVISOR	Y	SR-00	02	T	1.00	W	\$ 33,888	\$ 33,888	N				1
PSD 422	CI	5/15/2006		103143	CI LIGHT TRUCK DRIVER	Y	SR-00	01	T	1.00	W	\$ 30,671	\$ 30,660	N				1
PSD 422	CI	6/30/2015	12/31/2015	103146	CI DELIVERY/INSTALLATION SPEC	Y	SR-00	02	T	1.00	W	\$ 35,952	\$ 38,364	Y				1
PSD 422	CI	6/2/2014		103160	CI CLERK	Y	SR-00	03	T	1.00	W	\$ 34,176	\$ 34,176	N				1
PSD 422	CI	9/6/2013		103163	CI ACCOUNTING SPECIALIST I	Y	SR-00	13	T	1.00	W	\$ 52,008	\$ 52,008	N				1
PSD 422	CI	10/29/2014		106467	CI DELIVERY/INSTALLATION SPEC	Y	SR-00	02	T	1.00	W	\$ 39,372	\$ 39,372	N				1
PSD 422	CI	6/30/2015		106469	CI DELIVERY/INSTALLATION SPEC	Y	SR-00	02	T	1.00	W	\$ 34,560	\$ 38,364	N				1
PSD 422	CI	10/15/2015		106883	CI DELIVERY/INSTALLATION SPEC	Y	SR-00	02	T	1.00	W	\$ 31,476	\$ 32,580	N				1
PSD 422	CI	6/14/2013		109321	CI CLERK	Y	SR-00	03	T	1.00	W	\$ 29,004	\$ 29,004	N				1
PSD 422	CI	6/30/2015	12/31/2015	111471	CI DELIVERY/INSTALLATION SPCL	Y	SR-00	02	T	1.00	W	\$ 38,700	\$ 38,700	Y				1
PSD 422	CI	6/2/2014		111537	CI SPECIALIST I	Y	SR-00	13	T	1.00	W	\$ 36,468	\$ 36,468	N				1
PSD 502	CB	12/31/2011		29585	INVESTIGATOR V	N	SR-24	13	P	1.00	A	\$ 54,300	\$ 70,224	N	Y	12		1
PSD 502	CB	11/15/2015		42286	OFFICE ASSISTANT III	N	SR-08	03	P	1.00	W	\$ 27,768	\$ 28,872	N				1
PSD 502	CB	6/30/2012		116525	ACCOUNT CLERK III	N	SR-11	03	P	1.00	S	\$ 28,836	\$ 25,764	N				1
PSD 503	CC	10/31/2014	1/31/2016	15134	DEPUTY SHERIFF III	N	SR-20	04	P	1.00	A	\$ 60,780	\$ 60,780	Y				1
PSD 503	CC	3/8/2015	5/31/2016	22504	DEPUTY SHERIFF II	N	SR-18	03	P	1.00	A	\$ 48,024	\$ 48,024	Y				1
PSD 503	CC	12/30/2014	1/31/2016	28418	DEPUTY SHERIFF III	N	SR-20	04	P	1.00	A	\$ 65,736	\$ 65,736	Y				1
PSD 503	CC	6/21/2015	5/31/2016	39595	DEPUTY SHERIFF II	N	SR-18	03	P	1.00	A	\$ 41,064	\$ 41,064	Y				1
PSD 503	CC	7/13/2012	2/28/2016	43385	FIRST DEPUTY SHERIFF	N	EM-05	31	P	1.00	A	\$ 28,086	\$ 65,000	Y				1
PSD 503	CC	12/30/2014	2/28/2016	43389	DEPUTY SHERIFF IV	N	SR-22	04	P	1.00	A	\$ 71,124	\$ 71,124	Y				1
PSD 503	CC	9/15/2014	1/31/2016	43403	DEPUTY SHERIFF III	N	SR-20	04	P	1.00	A	\$ 49,968	\$ 49,968	Y				1
PSD 503	CC	6/15/2015	5/31/2016	43413	DEPUTY SHERIFF II	N	SR-18	03	P	1.00	A	\$ 46,188	\$ 46,188	Y				1
PSD 503	CC	2/11/2015	5/31/2016	43417	DEPUTY SHERIFF II	N	SR-18	03	P	1.00	A	\$ 44,388	\$ 44,388	Y				1
PSD 503	CC	8/31/2015	5/31/2016	43438	DEPUTY SHERIFF II	N	SR-18	03	P	1.00	A	\$ 42,684	\$ 46,188	Y				1
PSD 503	CC	6/30/2015	5/31/2016	43448	DEPUTY SHERIFF II	N	SR-18	03	P	1.00	A	\$ 41,064	\$ 41,064	Y				1
PSD 503	CC	8/4/2014	5/31/2016	43458	DEPUTY SHERIFF II	N	SR-18	03	P	1.00	A	\$ 41,064	\$ 41,064	Y				1
PSD 503	CC	4/17/2015	5/31/2016	43459	DEPUTY SHERIFF II	N	SR-18	03	P	1.00	A	\$ 46,188	\$ 46,188	Y				1
PSD 503	CC	12/1/2014	5/31/2016	43470	DEPUTY SHERIFF I	N	SR-16	03	P	1.00	A	\$ 51,924	\$ 51,924	Y				1
PSD 503	CC	7/12/2010		43659	CLERK DISPATCHER I	N	SR-09	03	P	1.00	A	\$ 30,780	\$ 33,786	N				1
PSD 503	CC	8/1/2014	5/31/2016	45657	DEPUTY SHERIFF II	N	SR-18	03	P	1.00	A	\$ 48,024	\$ 48,024	Y				1
PSD 503	CC	6/30/2015		46252	ACCOUNT CLERK III	N	SR-11	03	P	1.00	A	\$ 41,064	\$ 42,684	N				1
PSD 503	CC	11/30/2015	5/31/2016	111164	DEPUTY SHERIFF II	N	SR-18	03	P	1.00	A	\$ 36,468	\$ 41,064	Y				1
PSD 503	CC	1/30/2015	5/31/2016	111168	DEPUTY SHERIFF II	N	SR-18	03	P	1.00	U	\$ 48,024	\$ 48,024	Y				1
PSD 503	CC	5/30/2015	5/31/2016	111179	DEPUTY SHERIFF II	N	SR-18	03	P	1.00	U	\$ 46,188	\$ 46,188	Y				1
PSD 503	CC	12/30/2013	1/31/2016	111187	DEPUTY SHERIFF III	N	SR-20	04	P	1.00	A	\$ 63,168	\$ 60,744	Y				1
PSD 503	CC	11/30/2015	5/31/2016	112641	DEPUTY SHERIFF II	N	SR-18	03	P	1.00	U	\$ 48,024	\$ 49,752	Y				1
PSD 503	CC	8/16/2015	5/31/2016	112642	DEPUTY SHERIFF II	N	SR-18	03	P	1.00	U	\$ 51,924	\$ 54,012	Y				1
PSD 503	CC	10/22/2014	1/31/2016	112687	DEPUTY SHERIFF III	N	SR-20	04	P	1.00	U	\$ 60,780	\$ 60,780	Y				1
PSD 503	CC	12/24/2014	5/31/2016	117583	DEPUTY SHERIFF I	N	SR-16	03	P	1.00	A	\$ 41,064	\$ 41,064	Y				1
PSD 503	CC	7/31/2015	5/31/2016	118788	DEPUTY SHERIFF II	N	SR-18	03	P	1.00	A	\$ 42,684	\$ 46,188	Y				1
PSD 503	CC	3/17/2015	5/31/2016	118953	DEPUTY SHERIFF II	N	SR-18	03	P	1.00	A	\$ 42,684	\$ 42,684	Y				1
PSD 503	CC	8/10/2015	5/31/2016	118957	DEPUTY SHERIFF II	N	SR-18	03	P	1.00	A	\$ 42,684	\$ 44,388	Y				1
PSD 503	CC	4/30/2015	5/31/2016	118965	DEPUTY SHERIFF II	N	SR-18	03	P	1.00	A	\$ 49,968	\$ 49,968	Y				1
PSD 503	CC	1/11/2015	5/31/2016	120388	DEPUTY SHERIFF II	N	SR-18	03	P	1.00	A	\$ 41,064	\$ 41,064	Y				1

Department of Public Safety
Vacancy Report as of November 30, 2015

Table 13

Prog ID	Sub- Org	Date of Vacancy	Expected Fill Date	Position Number	Position Title	Exempt (Y/N)	SR Level	BU Code	Perm Temp (P/T)	FTE	MOF	Budgeted Amount	Actual Salary Last Paid	Authority to Hire (Y/N)	Occupied by 89 Day Hire (Y/N)	# of 89 Hire Appts	Describe if Filled by other Means	Priority # to Retain
PSD 503	CC	1/17/2014	1/31/2016	120682	OFFICE ASSISTANT III	N	SR-08	03	P	1.00	A	\$ 27,768	\$ 26,700	Y				1
PSD 503	CC	10/15/2015	5/31/2016	121045	DEPUTY SHERIFF II	N	SR-18	03	P	1.00	A	\$ 44,412	\$ 42,684	Y				1
PSD 503	CC	3/7/2015	5/31/2016	121055	DEPUTY SHERIFF I	N	SR-16	03	P	1.00	A	\$ 44,412	\$ 36,468	Y				1
PSD 503	CC	1/28/2015	5/31/2016	121582	DEPUTY SHERIFF I	N	SR-18	03	P	1.00	A	\$ 44,412	NEW	Y				1
PSD 612	BB	9/9/2015	1/31/2016	2316	PAROLE OFFICER IV	N	SR-22	13	P	1.00	A	\$ 56,460	\$ 55,488	Y				1
PSD 612	BB	4/30/2015	1/31/2016	3404	PAROLE OFFICER IV	N	SR-22	13	P	1.00	A	\$ 63,516	\$ 62,424	Y				1
PSD 612	BB	7/1/2015	1/31/2016	6962	PAROLE OFFICER IV	N	SR-22	13	P	1.00	A	\$ 66,054	\$ 67,512	Y				1
PSD 612	BB	2/16/2015	12/31/2015	27578	PAROLE OFFICER III	N	SR-20	13	P	1.00	A	\$ 54,300	\$ 55,488	Y				1
PSD 612	BB	11/28/2014	1/31/2016	30918	OFFICE ASSISTANT III (CLERK TYP	N	SR-08	03	P	1.00	A	\$ 26,700	\$ 27,768	Y	Y	4		1
PSD 612	BB	3/16/2015	1/31/2016	42644	PAROLE OFFICER III	N	SR-20	13	P	1.00	A	\$ 54,300	\$ 53,364	Y				1
PSD 612	BB	3/16/2015	1/31/2016	42645	PAROLE OFFICER III	N	SR-20	13	P	1.00	A	\$ 58,728	\$ 60,012	Y				1
PSD 612	BB	6/21/2015		48299	PAROLE OFFICER IV	N	SR-22	13	P	1.00	A	\$ 58,728	\$ 57,720	N				1
PSD 612	BB	8/7/2015	1/31/2016	51684	PAROLE OFFICER IV	N	SR-22	13	P	1.00	A	\$ 54,300	\$ 55,488	Y				1
PSD 612	BB	6/21/2015	1/31/2016	117302	PAROLE OFFICER IV	N	SR-22	13	P	1.00	A	\$ 56,460	\$ 55,488	Y				1
PSD 612	BB	5/16/2013		117306	OFFICE ASSISTANT III (CLERK TYP	N	SR-08	03	P	1.00	A	\$ 30,679	\$ 27,756	N				1
PSD 612	BB	10/31/2015	1/31/2016	120596	PAROLE OFFICER V	N	SR-24	23	P	1.00	A	\$ 77,292	\$ 78,996	Y				1
PSD 612	BB	10/11/2013	1/31/2016	121070	PAROLE OFFICER IV	N	SR-22	13	P	1.00	A	\$ 56,460	NEW	Y				1
PSD 613	DA	8/19/2015		119174	CVCC SPECIALIST	Y	SR-00	13	P	1.00	B	\$ 47,004	\$ 60,000	N				1
PSD 613	DA	12/16/2010		103164	CVCC INVESTIGATOR	Y	SR-00	13	T	1.00	N	\$ 9,315	\$ 36,024	N				1
PSD 900	EA	1/16/2014	2/28/2016	2560	ADULT CORRECTIONS OFFICER V	N	CO-09	20	P	1.00	A	\$ 71,220	\$ 64,872	Y				1
PSD 900	EA	6/30/2015	1/31/2016	29107	INFORMATION TECHNOLOGY SPE	N	SR-22	13	P	1.00	A	\$ 58,728	\$ 57,720	Y				1
PSD 900	EA	8/31/2015	1/31/2016	30399	PROGRAM BUDGET ANALYST IV	N	SR-22	13	P	1.00	A	\$ 54,300	\$ 53,364	Y				1
PSD 900	EA	4/30/2015		40749	CIVIL RIGHTS SPECIALIST V	N	SR-24	73	P	1.00	A	\$ 77,292	\$ 75,960	Y				1
PSD 900	EA	12/30/2009	1/31/2016	42539	INVESTIGATOR VI	N	SR-26	93	P	1.00	A	\$ 83,580	\$ 71,267	Y				1
PSD 900	EA	4/15/2015	1/31/2015	45275	PROGRAM BUDGET ANALYST IV	N	SR-22	13	P	1.00	A	\$ 54,300	\$ 53,364	Y				1
PSD 900	EA	8/30/2015	1/31/2016	45687	PRE AUDIT CLERK I	N	SR-11	03	P	1.00	A	\$ 35,112	\$ 32,460	Y				1
PSD 900	EA	11/15/2015	2/28/2016	45939	ADULT CORRECTIONS OFFICER IV	N	CO-08	10	P	1.00	A	\$ 65,358	\$ 59,988	Y				1
PSD 900	EA	11/15/2015	2/28/2016	45941	ADULT CORRECTIONS OFFICER IV	N	CO-08	10	P	1.00	A	\$ 62,640	\$ 59,988	Y				1
PSD 900	EA	9/1/2015	1/31/2016	47748	FIREARMS TRAINING SPECIALIST	N	SR-22	13	P	1.00	A	\$ 63,516	\$ 62,424	Y				1
PSD 900	EA	4/1/2015	1/31/2016	49863	PERSONNEL CLERK III	N	SR-09	63	P	1.00	A	\$ 33,720	\$ 33,720	Y	Y	1		1
PSD 900	EA	9/21/2015	2/28/2016	120800	PROGRAM SPECIALIST IV	N	SR-22	13	P	1.00	A	\$ 54,300	\$ 47,400	Y				1
PSD 900	EA	4/3/2013	1/31/2016	120896	PROGRAM SPECIALIST V	N	SR-24	13	P	1.00	A	\$ 51,312	NEW	Y				1
PSD 900	EA	8/5/2014	1/31/2016	121400	OFFICE ASSISTANT III	N	SR-08	03	P	1.00	A	\$ 36,516	NEW	Y				1
PSD 900	EA	11/9/2015	2/28/2016	121848	CORRECTIONS PROGRAM SPECIA	N	SR-24	13	P	1.00	A	\$ 57,000	NEW	Y				1
PSD 900	EA	11/9/2015	2/28/2016	121849	CORRECTIONS PROGRAM SPECIA	N	SR-24	13	P	1.00	A	\$ 57,000	NEW	Y				1
PSD 900	EA	11/9/2015	2/28/2016	121850	CORRECTIONS PROGRAM SPECIA	N	SR-24	13	P	1.00	A	\$ 50,000	NEW	Y				1

Department of Public Safety
Personnel Separations from July 1, 2014 to November 30, 2015

Table 14

Prog ID	Sub-Org	Separation Date	Position Number	Position Title	Exempt (Y/N)	SR Level	BU Code	T/P	MOF	Budgeted FTE	Budgeted Salary	Actual FTE	Actual Salary
PSD 402	ED	6/24/2015	6913	ADULT CORRECTIONS OFFICER RECRUIT	N	CO-04	10	P	A	1.00	\$53,088.00	1.00	\$ 48,816
PSD 402	ED	5/17/2015	9737	ADULT CORRECTIONS OFFICER RECRUIT	N	CO-04	10	P	A	1.00	\$53,088.00	1.00	\$ 48,816
PSD 402	ED	7/16/2015	14973	ADULT CORRECTIONS OFFICER RECRUIT	N	CO-04	10	P	A	1.00	\$53,088.00	1.00	\$ 50,928
PSD 402	ED	9/30/2014	25474	ADULT CORRECTIONS OFFICER VI	N	CO-10	90	P	A	1.00	\$74,238.00	1.00	\$ 73,680
PSD 402	ED	5/17/2015	25480	ADULT CORRECTIONS OFFICER IV	N	CO-08	10	P	A	1.00	\$65,358.00	1.00	\$ 62,484
PSD 402	ED	11/29/2015	25522	ADULT CORRECTIONS OFFICER III	N	CO-06	10	P	A	1.00	\$55,314.00	1.00	\$ 55,176
PSD 402	ED	9/30/2015	25527	CORRECTIONS MANAGER II	N	EM-04	35	P	A	1.00	\$95,106.00	1.00	\$ 93,012
PSD 402	ED	10/26/2014	25541	PROPERTY & SERVICES SUPERVISOR	N	SR-15	03	P	A	1.00	\$48,024.00	1.00	\$ 48,024
PSD 402	ED	5/27/2015	25559	ADULT CORRECTIONS OFFICER RECRUIT	N	CO-04	10	P	A	1.00	\$55,314.00	1.00	\$ 52,956
PSD 402	ED	6/21/2015	31205	ADULT CORRECTIONS OFFICER III	N	CO-06	10	P	A	1.00	\$53,088.00	1.00	\$ 48,816
PSD 402	ED	5/1/2015	31224	ADULT CORRECTIONS OFFICER IV	N	CO-08	10	P	A	1.00	\$62,640.00	1.00	\$ 57,552
PSD 402	ED	8/29/2014	32203	LAUNDRY MANAGER	N	F1-03	02	P	A	1.00	\$41,748.00	1.00	\$ 41,748
PSD 402	ED	9/30/2014	32208	GROUND MAINTENANCE SUPVR II	N	F2-03	02	P	A	1.00	\$42,732.00	1.00	\$ 42,732
PSD 402	ED	6/25/2015	32573	ADULT CORRECTIONS OFFICER RECRUIT	N	CO-04	10	P	A	1.00	\$53,088.00	1.00	\$ 48,816
PSD 402	ED	5/17/2015	34254	ADULT CORRECTIONS OFFICER RECRUIT	N	CO-04	10	P	A	1.00	\$53,088.00	1.00	\$ 48,816
PSD 402	ED	5/17/2015	34265	ADULT CORRECTIONS OFFICER RECRUIT	N	CO-04	10	P	A	1.00	\$55,314.00	1.00	\$ 50,928
PSD 402	ED	6/21/2015	34283	ADULT CORRECTIONS OFFICER RECRUIT	N	CO-04	10	P	A	1.00	\$53,088.00	1.00	\$ 48,816
PSD 402	ED	10/29/2015	34283	ADULT CORRECTIONS OFFICER RECRUIT	N	CO-04	10	P	A	1.00	\$53,088.00	1.00	\$ 46,920
PSD 402	ED	5/17/2015	34516	ADULT CORRECTIONS OFFICER RECRUIT	N	CO-04	10	P	A	1.00	\$53,088.00	1.00	\$ 48,816
PSD 402	ED	6/21/2015	34525	ADULT CORRECTIONS OFFICER RECRUIT	N	CO-04	10	P	A	1.00	\$53,088.00	1.00	\$ 48,816
PSD 402	ED	1/9/2015	34547	ADULT CORRECTIONS OFFICER III	N	CO-06	10	P	A	1.00	\$51,054.00	1.00	\$ 45,156
PSD 402	ED	4/30/2015	37085	HUMAN SERVICES PROFESSIONAL IV	N	SR-22	13	P	A	1.00	\$61,062.00	1.00	\$ 60,012
PSD 402	ED	7/27/2014	37810	ADULT CORRECTIONS OFFICER RECRUIT	N	CO-04	10	P	A	1.00	\$48,936.00	1.00	\$ 44,928
PSD 402	ED	9/15/2015	37815	ADULT CORRECTIONS OFFICER RECRUIT	N	CO-04	10	P	A	1.00	\$53,088.00	1.00	\$ 50,928
PSD 402	ED	7/4/2015	37817	ADULT CORRECTIONS OFFICER RECRUIT	N	CO-04	10	P	A	1.00	\$53,088.00	1.00	\$ 50,928
PSD 402	ED	3/18/2015	37821	ADULT CORRECTIONS OFFICER RECRUIT	N	CO-04	10	P	A	1.00	\$53,088.00	1.00	\$ 48,816
PSD 402	ED	10/6/2014	37822	ADULT CORRECTIONS OFFICER RECRUIT	N	CO-04	10	P	A	1.00	\$53,088.00	1.00	\$ 48,576
PSD 402	ED	1/30/2015	37824	ADULT CORRECTIONS OFFICER RECRUIT	N	CO-04	10	P	A	1.00	\$53,088.00	1.00	\$ 48,816
PSD 402	ED	11/30/2014	37935	ADULT CORRECTIONS OFFICER V	N	CO-09	20	P	A	1.00	\$71,220.00	1.00	\$ 70,692
PSD 402	ED	11/28/2015	37937	ADULT CORRECTIONS OFFICER V	N	CO-09	20	P	A	1.00	\$71,220.00	1.00	\$ 71,040
PSD 402	ED	11/28/2015	37950	ADULT CORRECTIONS OFFICER IV	N	CO-08	10	P	A	1.00	\$65,358.00	1.00	\$ 65,196
PSD 402	ED	5/26/2015	37961	ADULT CORRECTIONS OFFICER IV	N	CO-08	10	P	A	1.00	\$62,640.00	1.00	\$ 57,552
PSD 402	ED	1/31/2015	37965	ADULT CORRECTIONS OFFICER IV	N	CO-08	10	P	A	1.00	\$65,358.00	1.00	\$ 62,484
PSD 402	ED	4/10/2015	38004	ADULT CORRECTIONS OFFICER RECRUIT	N	CO-04	10	P	A	1.00	\$53,088.00	1.00	\$ 48,816
PSD 402	ED	5/17/2015	38005	ADULT CORRECTIONS OFFICER RECRUIT	N	CO-04	10	P	A	1.00	\$55,314.00	1.00	\$ 55,176
PSD 402	ED	6/21/2015	38105	ADULT CORRECTIONS OFFICER RECRUIT	N	CO-04	10	P	A	1.00	\$53,088.00	1.00	\$ 48,816

Department of Public Safety
Personnel Separations from July 1, 2014 to November 30, 2015

Table 14

Prog ID	Sub-Org	Separation Date	Position Number	Position Title	Exempt (Y/N)	SR Level	BU Code	T/P	MOF	Budgeted FTE	Budgeted Salary	Actual FTE	Actual Salary
PSD 402	ED	10/11/2015	38111	ADULT CORRECTIONS OFFICER III	N	CO-06	10	P	A	1.00	\$53,088.00	1.00	\$ 50,928
PSD 402	ED	2/17/2015	38113	ADULT CORRECTIONS OFFICER RECRUIT	N	CO-04	10	P	A	1.00	\$51,054.00	1.00	\$ 45,156
PSD 402	ED	9/21/2015	38120	ADULT CORRECTIONS OFFICER III	N	CO-06	10	P	A	1.00	\$48,936.00	1.00	\$ 50,928
PSD 402	ED	2/28/2015	38133	ADULT CORRECTIONS OFFICER IV	N	CO-08	10	P	A	1.00	\$65,358.00	1.00	\$ 62,484
PSD 402	ED	9/30/2014	38137	ADULT CORRECTIONS OFFICER RECRUIT	N	CO-04	10	P	A	1.00	\$48,936.00	1.00	\$ 44,928
PSD 402	ED	6/9/2015	38137	ADULT CORRECTIONS OFFICER RECRUIT	N	CO-04	10	P	A	1.00	\$48,936.00	1.00	\$ 45,156
PSD 402	ED	11/10/2014	38143	JANITOR III	N	WS-02	01	P	A	1.00	\$39,243.00	1.00	\$ 37,716
PSD 402	ED	9/30/2014	38147	GROUNDSKEEPER II	N	WS-02	01	P	A	1.00	\$39,243.00	1.00	\$ 36,972
PSD 402	ED	9/30/2014	38148	GROUNDSKEEPER II	N	WS-02	01	P	A	1.00	\$39,243.00	1.00	\$ 36,972
PSD 402	ED	3/15/2015	38149	LAUNDRY WORKER II	N	WS-03	01	P	A	1.00	\$40,383.00	1.00	\$ 39,588
PSD 402	ED	8/2/2015	38312	WAREHOUSE WORKER	N	BC-04	01	P	A	1.00	\$39,243.00	1.00	\$ 38,472
PSD 402	ED	4/29/2015	38444	STORES CLERK II	N	SR-08	03	P	A	1.00	\$27,768.00	1.00	\$ 27,768
PSD 402	ED	12/31/2014	39075	MANAGING ADULT CORRECTIONS OFFICER IV	N	EM-07	35	P	A	1.00	\$121,350.00	1.00	\$ 118,680
PSD 402	ED	5/31/2015	120920	OFFICE ASSISTANT IV	N	SR-10	03	P	A	1.00	\$34,760.00	1.00	\$ 28,872
PSD 402	ED	5/21/2015	121124	SOCIAL WORKER IV	N	SR-22	13	P	A	1.00	\$50,372.00	1.00	\$ 60,012
PSD 402	ED	8/14/2014	121403	ADULT CORRECTIONS OFFICER RECRUIT	N	CO-04	10	P	A	1.00	\$49,472.00	1.00	NEW
PSD 402	ED	8/14/2014	121404	ADULT CORRECTIONS OFFICER RECRUIT	N	CO-04	10	P	A	1.00	\$49,472.00	1.00	NEW
PSD 402	ED	8/14/2014	121405	ADULT CORRECTIONS OFFICER RECRUIT	N	CO-04	10	P	A	1.00	\$49,472.00	1.00	NEW
PSD 402	ED	8/14/2014	121406	ADULT CORRECTIONS OFFICER RECRUIT	N	CO-04	10	P	A	1.00	\$49,472.00	1.00	NEW
PSD 402	ED	8/14/2014	121407	ADULT CORRECTIONS OFFICER RECRUIT	N	CO-04	10	P	A	1.00	\$49,472.00	1.00	NEW
PSD 402	ED	8/14/2014	121408	ADULT CORRECTIONS OFFICER RECRUIT	N	CO-04	10	P	A	1.00	\$49,472.00	1.00	NEW
PSD 402	ED	8/14/2014	121409	ADULT CORRECTIONS OFFICER RECRUIT	N	CO-04	10	P	A	1.00	\$49,472.00	1.00	NEW
PSD 402	ED	8/14/2014	121410	ADULT CORRECTIONS OFFICER RECRUIT	N	CO-04	10	P	A	1.00	\$49,472.00	1.00	NEW
PSD 402	ED	8/14/2014	121411	ADULT CORRECTIONS OFFICER RECRUIT	N	CO-04	10	P	A	1.00	\$49,472.00	1.00	NEW
PSD 402	ED	10/30/2015	121411	ADULT CORRECTIONS OFFICER RECRUIT	N	CO-04	10	P	A	1.00	\$49,472.00	1.00	\$ 46,920
PSD 402	ED	8/14/2014	121412	ADULT CORRECTIONS OFFICER RECRUIT	N	CO-04	10	P	A	1.00	\$49,472.00	1.00	NEW
PSD 402	ED	1/27/2015	121579	SOCIAL SERVICES ASSISTANT IV	N	SR-11	03	P	A	1.00	\$36,152.00	1.00	NEW
PSD 402	ED	1/27/2015	121580	SOCIAL SERVICES ASSISTANT IV	N	SR-11	03	P	A	1.00	\$36,152.00	1.00	NEW
PSD 403	EE	12/8/2014	6122	ADULT CORRECTIONS OFFICER RECRUIT	N	CO-04	10	P	A	1.00	\$53,088.00	1.00	\$ 48,816
PSD 403	EE	1/31/2015	7174	ADULT CORRECTIONS OFFICER III	N	CO-06	10	P	A	1.00	\$43,404.00	1.00	\$ 57,552
PSD 403	EE	7/7/2014	7174	ADULT CORRECTIONS OFFICER III	N	CO-06	10	P	A	1.00	\$43,404.00	1.00	\$ 43,224
PSD 403	EE	7/15/2015	7174	ADULT CORRECTIONS OFFICER III	N	CO-06	10	P	A	1.00	\$43,404.00	1.00	\$ 46,920
PSD 403	EE	11/15/2015	7837	ADULT CORRECTIONS OFFICER III	N	CO-06	10	P	A	1.00	\$53,088.00	1.00	\$ 50,928
PSD 403	EE	12/9/2014	21516	HUMAN SERVICES PROFESSIONAL IV	N	SR-22	13	P	A	1.00	\$48,228.00	1.00	\$ 47,400
PSD 403	EE	9/15/2014	26585	ADULT CORRECTIONS OFFICER IV	N	CO-08	10	P	A	1.00	\$62,640.00	1.00	\$ 57,264

Department of Public Safety
Personnel Separations from July 1, 2014 to November 30, 2015

Table 14

Prog ID	Sub-Org	Separation Date	Position Number	Position Title	Exempt (Y/N)	SR Level	BU Code	T/P	MOF	Budgeted FTE	Budgeted Salary	Actual FTE	Actual Salary
PSD 403	EE	7/1/2015	29989	CORRECTIONS SUPERVISOR I	N	SR-24	23	P	A	1.00	\$61,062.00	1.00	\$ 60,012
PSD 403	EE	9/30/2015	31260	SECRETARY II	N	SR-14	63	P	A	1.00	\$33,720.00	1.00	\$ 33,720
PSD 403	EE	7/24/2014	31260	SECRETARY II	N	SR-14	63	P	A	1.00	\$33,720.00	1.00	\$ 33,720
PSD 403	EE	4/15/2015	33860	ADULT CORRECTIONS OFFICER RECRUIT	N	CO-04	10	P	A	1.00	\$48,936.00	1.00	\$ 48,816
PSD 403	EE	7/18/2014	33861	ADULT CORRECTIONS OFFICER RECRUIT	N	CO-04	10	P	A	1.00	\$48,936.00	1.00	\$ 44,928
PSD 403	EE	12/16/2014	34688	PERSONNEL CLERK III	N	SR-09	63	P	A	1.00	\$27,768.00	1.00	\$ 27,768
PSD 403	EE	8/25/2014	36123	ADULT CORRECTIONS OFFICER RECRUIT	N	CO-04	10	P	A	1.00	\$55,314.00	1.00	\$ 50,676
PSD 403	EE	8/25/2014	51449	ADULT CORRECTIONS OFFICER V	N	CO-09	20	P	A	1.00	\$55,320.00	1.00	\$ 62,172
PSD 404	EF	9/30/2015	30789	ADULT CORRECTIONS OFFICER V	N	CO-09	20	P	A	1.00	\$71,220.00	1.00	\$ 71,040
PSD 404	EF	11/15/2015	34546	ADULT CORRECTIONS OFFICER III	N	CO-06	10	P	A	1.00	\$53,088.00	1.00	\$ 50,928
PSD 404	EF	11/15/2015	34554	ADULT CORRECTIONS OFFICER III	N	CO-06	10	P	A	1.00	\$53,088.00	1.00	\$ 50,928
PSD 404	EF	3/16/2015	36429	ADULT CORRECTIONS OFFICER IV	N	CO-08	10	P	A	1.00	\$62,640.00	1.00	\$ 57,552
PSD 404	EF	8/31/2014	36439	ADULT CORRECTIONS OFFICER RECRUIT	N	CO-04	10	P	A	1.00	\$53,088.00	1.00	\$ 48,576
PSD 404	EF	7/21/2015	36443	ADULT CORRECTIONS OFFICER RECRUIT	N	CO-04	10	P	A	1.00	\$53,088.00	1.00	\$ 50,928
PSD 404	EF	9/30/2014	36459	SECRETARY II	N	SR-14	63	P	A	1.00	\$41,040.00	1.00	\$ 33,720
PSD 404	EF	10/31/2015	37087	ADULT CORRECTIONS OFFICER IV	N	CO-08	10	P	A	1.00	\$62,640.00	1.00	\$ 59,988
PSD 404	EF	5/17/2015	37097	ADULT CORRECTIONS OFFICER RECRUIT	N	CO-04	10	P	A	1.00	\$53,088.00	1.00	\$ 48,816
PSD 404	EF	7/31/2014	38303	ADULT CORRECTIONS OFFICER RECRUIT	N	CO-04	10	P	A	1.00	\$48,936.00	1.00	\$ 44,928
PSD 404	EF	9/30/2014	46959	ACCOUNT CLERK II	N	SR-08	03	P	A	1.00	\$27,768.00	1.00	\$ 27,768
PSD 404	EF	11/1/2015	46959	ACCOUNT CLERK II	N	SR-08	03	P	A	1.00	\$27,768.00	1.00	\$ 39,492
PSD 404	EF	10/21/2014	51763	ADULT CORRECTIONS OFFICER RECRUIT	N	CO-04	10	P	A	1.00	\$53,088.00	1.00	\$ 48,576
PSD 404	EF	8/25/2014	51767	ADULT CORRECTIONS OFFICER RECRUIT	N	CO-04	10	P	A	1.00	\$53,088.00	1.00	\$ 48,576
PSD 404	EF	10/22/2014	51768	ADULT CORRECTIONS OFFICER RECRUIT	N	CO-04	10	P	A	1.00	\$53,088.00	1.00	\$ 48,576
PSD 404	EF	8/10/2015	51769	ADULT CORRECTIONS OFFICER RECRUIT	N	CO-04	10	P	A	1.00	\$53,088.00	1.00	\$ 50,928
PSD 404	EF	11/16/2014	53314	ADULT CORRECTIONS OFFICER RECRUIT	N	CO-04	10	P	A	1.00	\$53,088.00	1.00	\$ 48,576
PSD 404	EF	6/30/2015	53330	ADULT CORRECTIONS OFFICER IV	N	CO-08	10	P	A	1.00	\$62,640.00	1.00	\$ 57,552
PSD 404	EF	7/24/2015	53337	BUILDING MAINTENANCE WORKER II	N	09WS-	01	P	A	1.00	\$52,194.00	1.00	\$ 51,168
PSD 404	EF	9/16/2015	53338	ACCOUNT CLERK III	N	SR-11	03	P	A	1.00	\$62,640.00	1.00	\$ 29,988
PSD 404	EF	3/3/2015	120424	OFFICE ASSISTANT III	N	SR-08	03	P	A	1.00	\$26,700.00	1.00	\$ 26,700
PSD 405	EG	5/17/2015	6834	ADULT CORRECTIONS OFFICER RECRUIT	N	CO-04	10	P	A	1.00	\$55,314.00	1.00	\$ 55,176
PSD 405	EG	12/30/2014	16043	MANAGING ADULT CORRECTIONS OFFICER III	N	EM-05	35	P	A	1.00	\$106,464.00	1.00	\$ 104,124
PSD 405	EG	5/1/2015	25973	ADULT CORRECTIONS OFFICER RECRUIT	N	CO-04	10	P	A	1.00	\$51,054.00	1.00	\$ 45,156
PSD 405	EG	7/7/2015	25988	ADULT CORRECTIONS OFFICER VI	N	CO-10	90	P	A	1.00	\$74,238.00	1.00	\$ 74,052
PSD 405	EG	11/9/2015	25991	ADULT CORRECTIONS OFFICER III	N	CO-06	10	P	A	1.00	\$48,936.00	1.00	\$ 50,928
PSD 405	EG	7/29/2014	25991	ADULT CORRECTIONS OFFICER III	N	CO-06	10	P	A	1.00	\$48,936.00	1.00	\$ 44,928
PSD 405	EG	9/10/2015	25997	BUILDING MAINTENANCE WORKER I	N	BC-09	01	P	A	1.00	\$49,182.00	1.00	\$ 48,216
PSD 405	EG	9/15/2014	29561	ADULT CORRECTIONS OFFICER IV	N	CO-08	10	P	A	1.00	\$62,640.00	1.00	\$ 57,264

Department of Public Safety
Personnel Separations from July 1, 2014 to November 30, 2015

Table 14

Prog ID	Sub-Org	Separation Date	Position Number	Position Title	Exempt (Y/N)	SR Level	BU Code	T/P	MOF	Budgeted FTE	Budgeted Salary	Actual FTE	Actual Salary
PSD 405	EG	8/26/2014	29564	ADULT CORRECTIONS OFFICER IV	N	CO-08	10	P	A	1.00	\$57,660.00	1.00	\$ 64,872
PSD 405	EG	11/25/2015	31371	ADULT CORRECTIONS OFFICER III	N	CO-06	10	P	A	1.00	\$55,314.00	1.00	\$ 55,176
PSD 405	EG	12/30/2014	32537	ADULT CORRECTIONS OFFICER IV	N	CO-08	10	P	A	1.00	\$62,640.00	1.00	\$ 57,264
PSD 405	EG	5/17/2015	33242	ADULT CORRECTIONS OFFICER RECRUIT	N	CO-04	10	P	A	1.00	\$55,314.00	1.00	\$ 55,176
PSD 405	EG	3/31/2015	33244	ADULT CORRECTIONS OFFICER V	N	CO-09	20	P	A	1.00	\$71,220.00	1.00	\$ 68,016
PSD 405	EG	5/17/2015	36050	ADULT CORRECTIONS OFFICER IV	N	CO-08	10	P	A	1.00	\$65,358.00	1.00	\$ 62,484
PSD 405	EG	6/15/2015	38007	ADULT CORRECTIONS OFFICER RECRUIT	N	CO-04	10	P	A	1.00	\$53,088.00	1.00	\$ 48,816
PSD 405	EG	8/1/2014	38523	ADULT CORRECTIONS OFFICER RECRUIT	N	CO-04	10	P	A	1.00	\$55,314.00	1.00	\$ 54,900
PSD 405	EG	8/1/2014	42621	OFFICE ASSISTANT III	N	SR-08	03	P	A	1.00	\$37,980.00	1.00	\$ 37,980
PSD 405	EG	8/23/2015	43140	BUILDING MAINTENANCE WORKER II	N	09WS-	01	P	A	1.00	\$52,194.00	1.00	\$ 51,168
PSD 405	EG	5/17/2015	49849	ADULT CORRECTIONS OFFICER III	N	CO-06	10	P	A	1.00	\$55,314.00	1.00	\$ 50,928
PSD 405	EG	11/16/2014	49853	ADULT CORRECTIONS OFFICER IV	N	CO-08	10	P	A	1.00	\$62,640.00	1.00	\$ 57,264
PSD 405	EG	10/30/2015	51407	ADULT CORRECTIONS OFFICER III	N	CO-06	10	P	A	1.00	\$55,314.00	1.00	\$ 55,176
PSD 405	EG	4/21/2015	51408	ADULT CORRECTIONS OFFICER RECRUIT	N	CO-04	10	P	A	1.00	\$48,936.00	1.00	\$ 45,156
PSD 405	EG	8/18/2014	51409	ADULT CORRECTIONS OFFICER RECRUIT	N	CO-04	10	P	A	1.00	\$53,088.00	1.00	\$ 48,576
PSD 405	EG	5/17/2015	51413	ADULT CORRECTIONS OFFICER RECRUIT	N	CO-04	10	P	A	1.00	\$53,088.00	1.00	\$ 48,816
PSD 405	EG	12/31/2014	51417	ADULT CORRECTIONS OFFICER RECRUIT	N	CO-04	10	P	A	1.00	\$53,088.00	1.00	\$ 48,816
PSD 405	EG	10/26/2014	51437	ADULT CORRECTIONS OFFICER RECRUIT	N	CO-04	10	P	A	1.00	\$53,088.00	1.00	\$ 48,576
PSD 405	EG	7/18/2014	118648	ADULT CORRECTIONS OFFICER RECRUIT	N	CO-04	10	P	A	1.00	\$48,936.00	1.00	\$ 44,928
PSD 405	EG	6/21/2015	120531	ADULT CORRECTIONS OFFICER RECRUIT	N	CO-04	10	P	A	1.00	\$48,936.00	1.00	\$ 48,816
PSD 405	EG	9/10/2015	121435	LAUNDRY WORKER II	N	WS-03	01	P	A	1.00	\$38,348.00	1.00	\$ 39,588
PSD 405	EG	2/24/2015	121600	BUILDING MAINTENANCE SUPERVISOR I	N	F1-09	02	P	A	1.00	\$42,132.00	1.00	NEW
PSD 406	EH	1/26/2015	7294	ACCOUNT CLERK IV	N	SR-13	03	P	A	1.00	\$32,460.00	1.00	\$ 32,460
PSD 406	EH	3/5/2015	7972	ADULT CORRECTIONS OFFICER RECRUIT	N	CO-04	10	P	A	1.00	\$53,088.00	1.00	\$ 48,816
PSD 406	EH	8/3/2015	11702	ADULT CORRECTIONS OFFICER RECRUIT	N	CO-04	10	P	A	1.00	\$40,164.00	1.00	\$ 46,920
PSD 406	EH	7/31/2015	29541	SECRETARY II	N	SR-14	63	P	A	1.00	\$54,012.00	1.00	\$ 54,012
PSD 406	EH	6/30/2015	33139	ADULT CORRECTIONS OFFICER III	N	CO-06	10	P	A	1.00	\$74,238.00	1.00	\$ 48,816
PSD 406	EH	9/25/2014	34803	ADULT CORRECTIONS OFFICER RECRUIT	N	CO-04	10	P	A	1.00	\$53,088.00	1.00	\$ 48,576
PSD 406	EH	3/22/2015	35590	ADULT CORRECTIONS OFFICER RECRUIT	N	CO-04	10	P	A	1.00	\$53,088.00	1.00	\$ 48,816
PSD 406	EH	10/21/2015	38525	ADULT CORRECTIONS OFFICER RECRUIT	N	CO-04	10	P	A	1.00	\$40,164.00	1.00	\$ 46,920
PSD 406	EH	2/17/2015	40748	ADULT CORRECTIONS OFFICER V	N	CO-09	20	P	A	1.00	\$68,184.00	1.00	\$ 62,484
PSD 406	EH	9/15/2015	42415	OFFICE ASSISTANT III (CLERK TYPIST II)	N	SR-08	03	P	A	1.00	\$27,768.00	1.00	\$ 28,872
PSD 406	EH	11/16/2014	45581	ADULT CORRECTIONS OFFICER RECRUIT	N	CO-04	10	P	A	1.00	\$53,088.00	1.00	\$ 48,576
PSD 406	EH	9/22/2014	47201	ADULT CORRECTIONS OFFICER RECRUIT	N	CO-04	10	P	A	1.00	\$45,108.00	1.00	\$ 44,928
PSD 406	EH	9/19/2014	48361	ADULT CORRECTIONS OFFICER III	N	CO-06	10	P	A	1.00	\$55,314.00	1.00	\$ 50,676
PSD 406	EH	10/6/2014	48364	ADULT CORRECTIONS OFFICER RECRUIT	N	CO-04	10	P	A	1.00	\$53,088.00	1.00	\$ 48,576
PSD 406	EH	8/28/2015	48365	ADULT CORRECTIONS OFFICER III	N	CO-06	10	P	A	1.00	\$53,088.00	1.00	\$ 50,928
PSD 406	EH	2/13/2015	48371	ADULT CORRECTIONS OFFICER RECRUIT	N	CO-04	10	P	A	1.00	\$43,404.00	1.00	\$ 45,156

Department of Public Safety
Personnel Separations from July 1, 2014 to November 30, 2015

Table 14

Prog ID	Sub-Org	Separation Date	Position Number	Position Title	Exempt (Y/N)	SR Level	BU Code	T/P	MOF	Budgeted FTE	Budgeted Salary	Actual FTE	Actual Salary
PSD 406	EH	9/1/2014	48372	ADULT CORRECTIONS OFFICER RECRUIT	N	CO-04	10	P	A	1.00	\$53,088.00	1.00	\$ 48,576
PSD 406	EH	6/21/2015	48378	ADULT CORRECTIONS OFFICER RECRUIT	N	CO-04	10	P	A	1.00	\$55,314.00	1.00	\$ 50,928
PSD 406	EH	7/8/2014	48397	ADULT CORRECTIONS OFFICER III	N	CO-06	10	P	A	1.00	\$53,088.00	1.00	\$ 51,180
PSD 406	EH	8/3/2014	48399	ADULT CORRECTIONS OFFICER RECRUIT	N	CO-04	10	P	A	1.00	\$48,936.00	1.00	\$ 44,928
PSD 406	EH	5/31/2015	49900	ADULT CORRECTIONS OFFICER RECRUIT	N	CO-04	10	P	A	1.00	\$53,088.00	1.00	\$ 48,816
PSD 406	EH	6/21/2015	49911	ADULT CORRECTIONS OFFICER IV	N	CO-08	10	P	A	1.00	\$65,358.00	1.00	\$ 62,484
PSD 406	EH	1/5/2015	51674	ADULT CORRECTIONS OFFICER VI	N	CO-10	90	P	A	1.00	\$74,238.00	1.00	\$ 71,040
PSD 406	EH	10/18/2014	55239	ADULT CORRECTIONS OFFICER RECRUIT	N	CO-04	10	P	A	1.00	\$43,404.00	1.00	\$ 44,928
PSD 406	EH	2/28/2015	55241	ADULT CORRECTIONS OFFICER RECRUIT	N	CO-04	10	P	A	1.00	\$53,088.00	1.00	\$ 48,816
PSD 407	EC	12/15/2014	2566	INSTITUTION FACILITIES SUPERINTENDENT II	N	SR-24	04	P	A	1.00	\$58,416.00	1.00	\$ 56,172
PSD 407	EC	5/17/2015	2572	ADULT CORRECTIONS OFFICER RECRUIT	N	CO-04	10	P	A	1.00	\$53,088.00	1.00	\$ 48,816
PSD 407	EC	6/21/2015	2580	BUILDING MAINTENANCE WORKER II	N	09WS-	01	P	A	1.00	\$52,194.00	1.00	\$ 51,168
PSD 407	EC	2/28/2015	2586	ADULT CORRECTIONS OFFICER RECRUIT	N	CO-04	10	P	A	1.00	\$55,314.00	1.00	\$ 55,176
PSD 407	EC	5/31/2015	7146	HUMAN SERVICES PROFESSIONAL IV	N	SR-22	13	P	A	1.00	\$58,728.00	1.00	\$ 57,720
PSD 407	EC	5/17/2015	11827	ADULT CORRECTIONS OFFICER RECRUIT	N	CO-04	10	P	A	1.00	\$53,088.00	1.00	\$ 48,816
PSD 407	EC	2/17/2015	12823	ADULT CORRECTIONS OFFICER RECRUIT	N	CO-04	10	P	A	1.00	\$53,088.00	1.00	\$ 45,156
PSD 407	EC	6/24/2015	12826	ADULT CORRECTIONS OFFICER RECRUIT	N	CO-04	10	P	A	1.00	\$53,088.00	1.00	\$ 50,928
PSD 407	EC	6/21/2015	12830	ADULT CORRECTIONS OFFICER RECRUIT	N	CO-04	10	P	A	1.00	\$53,088.00	1.00	\$ 48,816
PSD 407	EC	9/18/2014	25518	ADULT CORRECTIONS OFFICER III	N	CO-06	10	P	A	1.00	\$53,088.00	1.00	\$ 48,576
PSD 407	EC	8/9/2015	26246	ADULT CORRECTIONS OFFICER III	N	CO-06	10	P	A	1.00	\$53,088.00	1.00	\$ 50,928
PSD 407	EC	11/15/2015	26247	ADULT CORRECTIONS OFFICER III	N	CO-06	10	P	A	1.00	\$55,314.00	1.00	\$ 55,176
PSD 407	EC	10/31/2015	28922	ADULT CORRECTIONS OFFICER RECRUIT	N	CO-04	10	P	A	1.00	\$53,088.00	1.00	\$ 50,928
PSD 407	EC	7/13/2014	30788	ADULT CORRECTIONS OFFICER RECRUIT	N	CO-04	10	P	A	1.00	\$53,088.00	1.00	\$ 48,576
PSD 407	EC	9/29/2015	30790	ADULT CORRECTIONS OFFICER RECRUIT	N	CO-04	10	P	A	1.00	\$55,314.00	1.00	\$ 55,176
PSD 407	EC	2/28/2015	30796	ADULT CORRECTIONS OFFICER RECRUIT	N	CO-04	10	P	A	1.00	\$55,314.00	1.00	\$ 55,176
PSD 407	EC	11/1/2015	30798	ADULT CORRECTIONS OFFICER RECRUIT	N	CO-04	10	P	A	1.00	\$53,088.00	1.00	\$ 50,928
PSD 407	EC	2/28/2015	30799	ADULT CORRECTIONS OFFICER RECRUIT	N	CO-04	10	P	A	1.00	\$55,314.00	1.00	\$ 55,176
PSD 407	EC	11/7/2015	31140	ADULT CORRECTIONS OFFICER IV	N	CO-08	10	P	A	1.00	\$62,640.00	1.00	\$ 59,988
PSD 407	EC	11/7/2015	31143	ADULT CORRECTIONS OFFICER IV	N	CO-08	10	P	A	1.00	\$62,640.00	1.00	\$ 59,988
PSD 407	EC	10/10/2014	31143	ADULT CORRECTIONS OFFICER IV	N	CO-08	10	P	A	1.00	\$62,640.00	1.00	\$ 57,264
PSD 407	EC	11/16/2014	31151	ADULT CORRECTIONS OFFICER IV	N	CO-08	10	P	A	1.00	\$62,640.00	1.00	\$ 57,264
PSD 407	EC	3/31/2015	31361	ADULT CORRECTIONS OFFICER RECRUIT	N	CO-04	10	P	A	1.00	\$53,088.00	1.00	\$ 48,816
PSD 407	EC	9/23/2015	31758	ADULT CORRECTIONS OFFICER V	N	CO-09	20	P	A	1.00	\$68,184.00	1.00	\$ 65,196
PSD 407	EC	5/17/2015	32576	ADULT CORRECTIONS OFFICER RECRUIT	N	CO-04	10	P	A	1.00	\$53,088.00	1.00	\$ 48,816
PSD 407	EC	11/16/2014	32717	ADULT CORRECTIONS OFFICER IV	N	CO-08	10	P	A	1.00	\$65,358.00	1.00	\$ 62,172

Department of Public Safety
Personnel Separations from July 1, 2014 to November 30, 2015

Table 14

Prog ID	Sub-Org	Separation Date	Position Number	Position Title	Exempt (Y/N)	SR Level	BU Code	T/P	MOF	Budgeted FTE	Budgeted Salary	Actual FTE	Actual Salary
PSD 407	EC	7/1/2014	32719	ADULT CORRECTIONS OFFICER IV	N	CO-08	10	P	A	1.00	\$65,358.00	1.00	\$ 59,688
PSD 407	EC	11/16/2014	32724	ADULT CORRECTIONS OFFICER IV	N	CO-08	10	P	A	1.00	\$62,640.00	1.00	\$ 57,264
PSD 407	EC	11/2/2014	34117	JANITOR SUPERVISOR I	N	F1-02	02	P	A	1.00	\$39,684.00	1.00	\$ 39,684
PSD 407	EC	10/27/2015	34258	ADULT CORRECTIONS OFFICER III	N	CO-06	10	P	A	1.00	\$53,088.00	1.00	\$ 50,928
PSD 407	EC	9/22/2014	34260	ADULT CORRECTIONS OFFICER RECRUIT	N	CO-04	10	P	A	1.00	\$53,088.00	1.00	\$ 48,576
PSD 407	EC	5/17/2015	34264	ADULT CORRECTIONS OFFICER RECRUIT	N	CO-04	10	P	A	1.00	\$53,088.00	1.00	\$ 48,816
PSD 407	EC	5/17/2015	34276	ADULT CORRECTIONS OFFICER RECRUIT	N	CO-04	10	P	A	1.00	\$53,088.00	1.00	\$ 48,816
PSD 407	EC	7/31/2014	34278	ADULT CORRECTIONS OFFICER V	N	CO-09	20	P	A	1.00	\$71,220.00	1.00	\$ 70,692
PSD 407	EC	5/17/2015	34287	ADULT CORRECTIONS OFFICER RECRUIT	N	CO-04	10	P	A	1.00	\$53,088.00	1.00	\$ 48,816
PSD 407	EC	10/15/2015	34422	HUMAN SERVICES PROFESSIONAL IV	N	SR-22	13	P	A	1.00	\$56,460.00	1.00	\$ 55,488
PSD 407	EC	1/15/2015	34423	SOCIAL WORKER III	N	SR-20	13	P	A	1.00	\$44,580.00	1.00	\$ 43,812
PSD 407	EC	6/5/2015	34530	ADULT CORRECTIONS OFFICER RECRUIT	N	CO-04	10	P	A	1.00	\$53,088.00	1.00	\$ 48,816
PSD 407	EC	9/23/2015	34533	ADULT CORRECTIONS OFFICER III	N	CO-06	10	P	A	1.00	\$53,088.00	1.00	\$ 50,928
PSD 407	EC	9/14/2015	34550	ADULT CORRECTIONS OFFICER RECRUIT	N	CO-04	10	P	A	1.00	\$53,088.00	1.00	\$ 50,928
PSD 407	EC	11/16/2014	34592	CORRECTIONS SUPERVISOR I	N	SR-24	23	P	A	1.00	\$66,054.00	1.00	\$ 64,920
PSD 407	EC	11/16/2014	34612	ADULT CORRECTIONS OFFICER IV	N	CO-08	10	P	A	1.00	\$62,640.00	1.00	\$ 57,264
PSD 407	EC	5/17/2015	36026	ADULT CORRECTIONS OFFICER RECRUIT	N	CO-04	10	P	A	1.00	\$53,088.00	1.00	\$ 48,816
PSD 407	EC	11/15/2015	36034	ADULT CORRECTIONS OFFICER III	N	CO-06	10	P	A	1.00	\$53,088.00	1.00	\$ 50,928
PSD 407	EC	1/21/2015	36035	ADULT CORRECTIONS OFFICER III	N	CO-06	10	P	A	1.00	\$53,088.00	1.00	\$ 48,816
PSD 407	EC	6/21/2015	36040	ADULT CORRECTIONS OFFICER RECRUIT	N	CO-04	10	P	A	1.00	\$55,314.00	1.00	\$ 55,176
PSD 407	EC	11/3/2014	36152	ADULT CORRECTIONS OFFICER RECRUIT	N	CO-04	10	P	A	1.00	\$53,088.00	1.00	\$ 48,576
PSD 407	EC	9/29/2014	36169	ADULT CORRECTIONS OFFICER RECRUIT	N	CO-04	10	P	A	1.00	\$53,088.00	1.00	\$ 48,576
PSD 407	EC	10/31/2014	36176	ADULT CORRECTIONS OFFICER RECRUIT	N	CO-04	10	P	A	1.00	\$55,314.00	1.00	\$ 54,900
PSD 407	EC	10/26/2015	36589	HUMAN SERVICES PROFESSIONAL IV	N	SR-22	13	P	A	1.00	\$52,200.00	1.00	\$ 53,364
PSD 407	EC	9/30/2014	46424	BUILDING MAINTENANCE HELPER	N	BC-05	01	P	A	1.00	\$40,815.00	1.00	\$ 39,228
PSD 407	EC	3/31/2015	46667	BUILDING MAINTENANCE SUPERVISOR I	N	F1-09	02	P	A	1.00	\$52,548.00	1.00	\$ 52,548
PSD 407	EC	10/31/2014	46668	STOREKEEPER I	N	SR-11	03	P	A	1.00	\$29,988.00	1.00	\$ 29,988
PSD 407	EC	12/15/2014	51719	SOCIAL WORKER III	N	SR-20	13	P	A	1.00	\$44,580.00	1.00	\$ 43,812
PSD 407	EC	10/30/2015	103419	SOCIAL WORKER IV	N	SR-22	13	P	A	1.00	\$48,228.00	1.00	\$ 49,308
PSD 407	EC	9/12/2014	117996	ADULT CORRECTIONS OFFICER RECRUIT	N	CO-04	10	P	A	1.00	\$51,054.00	1.00	\$ 43,404
PSD 407	EC	7/18/2014	117998	ADULT CORRECTIONS OFFICER III	N	CO-06	10	P	A	1.00	\$53,088.00	1.00	\$ 48,576
PSD 407	EC	6/16/2015	118805	HUMAN SERVICES PROFESSIONAL IV	N	SR-22	13	P	A	1.00	\$54,392.00	1.00	\$ 53,364
PSD 407	EC	9/29/2015	120635	ADULT CORRECTIONS OFFICER III	N	CO-06	10	P	A	1.00	\$48,936.00	1.00	\$ 50,928
PSD 407	EC	9/17/2014	121447	ADULT CORRECTIONS OFFICER RECRUIT	N	CO-04	10	P	A	1.00	\$25,668.00	1.00	NEW
PSD 407	EC	2/17/2015	121447	ADULT CORRECTIONS OFFICER RECRUIT	N	CO-04	10	P	A	1.00	\$25,668.00	1.00	\$ 45,156

Department of Public Safety
Personnel Separations from July 1, 2014 to November 30, 2015

Table 14

Prog ID	Sub-Org	Separation Date	Position Number	Position Title	Exempt (Y/N)	SR Level	BU Code	T/P	MOF	Budgeted FTE	Budgeted Salary	Actual FTE	Actual Salary
PSD 407	EC	9/17/2014	121448	ADULT CORRECTIONS OFFICER RECRUIT	N	CO-04	10	P	A	1.00	\$48,432.00	1.00	\$ 44,928
PSD 407	EC	9/17/2014	121449	ADULT CORRECTIONS OFFICER RECRUIT	N	CO-04	10	P	A	1.00	\$48,432.00	1.00	\$ 44,928
PSD 407	EC	9/17/2014	121449	ADULT CORRECTIONS OFFICER RECRUIT	N	CO-04	10	P	A	1.00	\$48,432.00	1.00	\$ 48,576
PSD 407	EC	3/6/2015	121449	ADULT CORRECTIONS OFFICER RECRUIT	N	CO-04	10	P	A	1.00	\$48,432.00	1.00	\$ 45,156
PSD 407	EC	9/17/2014	121450	ADULT CORRECTIONS OFFICER RECRUIT	N	CO-04	10	P	A	1.00	\$48,432.00	1.00	\$ 44,928
PSD 407	EC	9/17/2014	121450	ADULT CORRECTIONS OFFICER RECRUIT	N	CO-04	10	P	A	1.00	\$48,432.00	1.00	\$ 48,576
PSD 407	EC	9/17/2014	121451	ADULT CORRECTIONS OFFICER RECRUIT	N	CO-04	10	P	A	1.00	\$48,432.00	1.00	\$ 44,928
PSD 407	EC	9/17/2014	121451	ADULT CORRECTIONS OFFICER RECRUIT	N	CO-04	10	P	A	1.00	\$48,432.00	1.00	\$ 48,576
PSD 407	EC	9/17/2014	121452	ADULT CORRECTIONS OFFICER RECRUIT	N	CO-04	10	P	A	1.00	\$48,432.00	1.00	\$ 44,928
PSD 407	EC	9/17/2014	121452	ADULT CORRECTIONS OFFICER RECRUIT	N	CO-04	10	P	A	1.00	\$48,432.00	1.00	\$ 48,576
PSD 408	EI	12/31/2014	8180	ADULT CORRECTIONS OFFICER V	N	CO-09	20	P	A	1.00	\$71,220.00	1.00	\$ 67,680
PSD 408	EI	4/2/2015	28369	ADULT CORRECTIONS OFFICER RECRUIT	N	CO-04	10	P	A	1.00	\$51,054.00	1.00	\$ 45,156
PSD 408	EI	7/30/2015	28369	ADULT CORRECTIONS OFFICER RECRUIT	N	CO-04	10	P	A	1.00	\$51,054.00	1.00	\$ 46,920
PSD 408	EI	5/17/2015	28372	ADULT CORRECTIONS OFFICER III	N	CO-06	10	P	A	1.00	\$53,088.00	1.00	\$ 48,816
PSD 408	EI	5/17/2015	31870	ADULT CORRECTIONS OFFICER IV	N	CO-08	10	P	A	1.00	\$65,358.00	1.00	\$ 62,484
PSD 408	EI	5/17/2015	36401	ADULT CORRECTIONS OFFICER RECRUIT	N	CO-04	10	P	A	1.00	\$53,088.00	1.00	\$ 48,816
PSD 408	EI	9/30/2014	49896	ADULT CORRECTIONS OFFICER IV	N	CO-08	10	P	A	1.00	\$62,640.00	1.00	\$ 57,264
PSD 408	EI	8/21/2014	121131	ADULT CORRECTIONS OFFICER RECRUIT	N	CO-04	10	P	A	1.00	\$46,932.00	1.00	\$ 44,928
PSD 409	EK	11/28/2014	30874	CORRECTIONS SUPERVISOR I	N	SR-24	23	P	A	1.00	\$80,376.00	1.00	\$ 78,996
PSD 409	EK	7/1/2015	31154	ADULT CORRECTIONS OFFICER IV	N	CO-08	10	P	A	1.00	\$65,358.00	1.00	\$ 62,484
PSD 409	EK	8/16/2015	34499	ADULT CORRECTIONS OFFICER RECRUIT	N	CO-04	10	P	A	1.00	\$53,088.00	1.00	\$ 50,928
PSD 409	EK	9/9/2014	34500	ADULT CORRECTIONS OFFICER RECRUIT	N	CO-04	10	P	A	1.00	\$53,088.00	1.00	\$ 48,576
PSD 409	EK	3/15/2015	35405	SECRETARY II	N	SR-14	63	P	A	1.00	\$39,492.00	1.00	\$ 39,492
PSD 409	EK	2/27/2015	35598	ADULT CORRECTIONS OFFICER V	N	CO-09	20	P	A	1.00	\$71,220.00	1.00	\$ 68,016
PSD 409	EK	11/9/2014	35628	ADULT CORRECTIONS OFFICER VI	N	CO-10	90	P	A	1.00	\$74,238.00	1.00	\$ 74,052
PSD 409	EK	4/1/2015	37703	ADULT CORRECTIONS OFFICER V	N	CO-09	20	P	A	1.00	\$71,220.00	1.00	\$ 68,016
PSD 409	EK	9/30/2015	37704	ADULT CORRECTIONS OFFICER V	N	CO-09	20	P	A	1.00	\$71,220.00	1.00	\$ 71,040
PSD 409	EK	5/17/2015	37746	ADULT CORRECTIONS OFFICER IV	N	CO-08	10	P	A	1.00	\$62,640.00	1.00	\$ 57,552
PSD 409	EK	7/7/2015	37752	SOCIAL WORKER IV	N	SR-22	13	P	A	1.00	\$52,200.00	1.00	\$ 53,364
PSD 409	EK	10/27/2015	37842	ADULT CORRECTIONS OFFICER III	N	CO-06	10	P	A	1.00	\$53,088.00	1.00	\$ 50,928
PSD 409	EK	8/2/2015	38310	GROUNDKEEPER II	N	WS-02	01	P	A	1.00	\$39,243.00	1.00	\$ 38,472
PSD 409	EK	2/10/2015	49922	ADULT CORRECTIONS OFFICER RECRUIT	N	CO-04	10	P	A	1.00	\$43,404.00	1.00	\$ 45,156
PSD 409	EK	1/24/2015	49928	ADULT CORRECTIONS OFFICER RECRUIT	N	CO-04	10	P	A	1.00	\$53,088.00	1.00	\$ 48,816
PSD 409	EK	1/15/2015	51364	ADULT CORRECTIONS OFFICER IV	N	CO-08	10	P	A	1.00	\$62,640.00	1.00	\$ 57,552
PSD 409	EK	6/12/2015	51364	ADULT CORRECTIONS OFFICER IV	N	CO-08	10	P	A	1.00	\$62,640.00	1.00	\$ 59,988

Department of Public Safety
Personnel Separations from July 1, 2014 to November 30, 2015

Table 14

Prog ID	Sub-Org	Separation Date	Position Number	Position Title	Exempt (Y/N)	SR Level	BU Code	T/P	MOF	Budgeted FTE	Budgeted Salary	Actual FTE	Actual Salary
PSD 409	EK	3/2/2015	51366	ADULT CORRECTIONS OFFICER IV	N	CO-08	10	P	A	1.00	\$62,640.00	1.00	\$ 57,552
PSD 409	EK	5/17/2015	51367	ADULT CORRECTIONS OFFICER IV	N	CO-08	10	P	A	1.00	\$62,640.00	1.00	\$ 57,552
PSD 409	EK	7/22/2015	51367	ADULT CORRECTIONS OFFICER IV	N	CO-08	10	P	A	1.00	\$62,640.00	1.00	\$ 57,552
PSD 409	EK	6/15/2015	51675	JANITOR III	N	WS-02	01	P	A	1.00	\$39,243.00	1.00	\$ 38,472
PSD 409	EK	11/16/2014	53079	ADULT CORRECTIONS OFFICER IV	N	CO-08	10	P	A	1.00	\$62,640.00	1.00	\$ 57,264
PSD 409	EK	5/17/2015	53083	ADULT CORRECTIONS OFFICER RECRUIT	N	CO-04	10	P	A	1.00	\$53,088.00	1.00	\$ 48,816
PSD 409	EK	5/11/2015	53088	ADULT CORRECTIONS OFFICER III	N	CO-06	10	P	A	1.00	\$53,088.00	1.00	\$ 48,816
PSD 410	EL	10/1/2015	24391	HUMAN SERVICES PROFESSIONAL IV	N	SR-22	13	P	A	1.00	\$66,054.00	1.00	\$ 67,512
PSD 410	EL	3/31/2015	29104	HUMAN SERVICES PROFESSIONAL V	N	SR-24	23	P	A	1.00	\$68,694.00	1.00	\$ 67,512
PSD 410	EL	11/18/2014	29110	INTAKE SERVICE CENTER MGR I	N	SR-27	23	P	A	1.00	\$63,516.00	1.00	\$ 62,424
PSD 410	EL	10/19/2014	31281	SOCIAL WORKER IV	N	SR-22	13	P	A	1.00	\$52,200.00	1.00	\$ 51,300
PSD 410	EL	1/30/2015	31283	HUMAN SERVICES PROFESSIONAL IV	N	SR-22	13	P	A	1.00	\$44,580.00	1.00	\$ 43,812
PSD 410	EL	9/1/2014	31296	HUMAN SERVICES PROFESSIONAL III	N	SR-20	13	P	A	1.00	\$52,200.00	1.00	\$ 51,300
PSD 410	EL	12/1/2014	31444	HUMAN SERVICES PROFESSIONAL V	N	SR-24	13	P	A	1.00	\$71,418.00	1.00	\$ 70,188
PSD 410	EL	11/1/2014	31445	SOCIAL WORKER IV	N	SR-22	13	P	A	1.00	\$71,418.00	1.00	\$ 47,400
PSD 410	EL	4/12/2015	34583	HUMAN SERVICES PROFESSIONAL IV	N	SR-22	13	P	A	1.00	\$48,228.00	1.00	\$ 49,308
PSD 410	EL	11/1/2014	34596	HUMAN SERVICES PROFESSIONAL V	N	SR-24	23	P	A	1.00	\$77,292.00	1.00	\$ 75,960
PSD 410	EL	3/5/2015	36844	HUMAN SERVICES PROFESSIONAL III	N	SR-20	13	P	A	1.00	\$44,580.00	1.00	\$ 43,812
PSD 410	EL	3/3/2015	49917	SOCIAL WORKER III	N	SR-20	13	P	A	1.00	\$46,374.00	1.00	\$ 45,576
PSD 410	EL	11/1/2015	51753	HUMAN SERVICES PROFESSIONAL IV	N	SR-22	13	P	A	1.00	\$44,580.00	1.00	\$ 49,308
PSD 410	EL	9/30/2015	110703	HUMAN SERVICES PROFESSIONAL III	N	SR-20	13	P	A	1.00	\$44,580.00	1.00	\$ 43,812
PSD 410	EL	4/2/2015	110704	SOCIAL WORKER III	N	SR-20	13	P	A	1.00	\$44,580.00	1.00	\$ 43,812
PSD 410	EL	10/22/2014	112651	HUMAN SERVICES PROFESSIONAL IV	N	SR-22	13	P	A	1.00	\$48,228.00	1.00	\$ 47,400
PSD 410	EL	8/31/2015	118095	HUMAN SERVICES PROFESSIONAL IV	N	SR-22	13	P	A	1.00	\$43,824.00	1.00	\$ 53,364
PSD 410	EL	4/30/2015	120696	HUMAN SERVICES PROFESSIONAL IV	N	SR-22	13	P	A	1.00	\$68,694.00	1.00	\$ 67,512
PSD 420	CP	6/30/2015	2323	COOK III	N	WS-08	01	P	A	1.00	\$49,146.00	1.00	\$ 48,180
PSD 420	CP	8/27/2015	6034	INSTITUTION FOOD SVCS MGR II	N	F1-08	02	P	A	1.00	\$48,804.00	1.00	\$ 51,972
PSD 420	CP	10/16/2014	23503	COOK II	N	BC-08	01	P	A	1.00	\$45,930.00	1.00	\$ 43,272
PSD 420	CP	3/15/2015	27266	COOK II	N	BC-08	01	P	A	1.00	\$45,930.00	1.00	\$ 45,024
PSD 420	CP	10/30/2015	32441	LIBRARIAN IV	N	SR-22	13	P	A	1.00	\$66,054.00	1.00	\$ 67,512
PSD 420	CP	11/25/2014	38300	COOK III	N	WS-08	01	P	A	1.00	\$49,146.00	1.00	\$ 47,232
PSD 420	CP	6/30/2015	38345	PURCHASING TECHNICIAN I	N	SR-11	03	P	A	1.00	\$37,980.00	1.00	\$ 37,980
PSD 420	CP	11/2/2014	38957	OFFICE ASSISTANT III (CLERK TYPIST II)	N	SR-08	03	P	A	1.00	\$36,468.00	1.00	\$ 36,468
PSD 420	CP	3/31/2015	39665	CORR EDUCATION SUPERVISOR II	N	SR-24	23	P	A	1.00	\$61,062.00	1.00	\$ 60,012
PSD 420	CP	11/30/2014	42165	KITCHEN HELPER	N	BC-02	01	P	A	1.00	\$36,687.00	1.00	\$ 35,256
PSD 420	CP	11/30/2014	42168	KITCHEN HELPER	N	BC-02	01	P	A	1.00	\$36,687.00	1.00	\$ 35,256
PSD 420	CP	9/21/2014	42169	KITCHEN HELPER	N	BC-02	01	P	A	1.00	\$36,687.00	1.00	\$ 35,256
PSD 420	CP	5/31/2015	43224	LIBRARIAN III	N	SR-20	13	P	A	1.00	\$58,728.00	1.00	\$ 60,012
PSD 420	CP	8/31/2015	43732	LIBRARIAN III	N	SR-20	13	P	A	1.00	\$61,062.00	1.00	\$ 62,424
PSD 420	CP	5/29/2015	43985	LIBRARIAN III	N	SR-20	13	P	A	1.00	\$45,576.00	1.00	\$ 43,812
PSD 420	CP	3/20/2015	47340	CORRECTIONS EDN SPCLT III	N	SR-20	13	P	A	1.00	\$25,663.00	1.00	\$ 43,812

Department of Public Safety
Personnel Separations from July 1, 2014 to November 30, 2015

Table 14

Prog ID	Sub-Org	Separation Date	Position Number	Position Title	Exempt (Y/N)	SR Level	BU Code	T/P	MOF	Budgeted FTE	Budgeted Salary	Actual FTE	Actual Salary
PSD 420	CP	4/30/2015	48887	COOK II	N	BC-08	01	P	A	1.00	\$45,930.00	1.00	\$ 45,024
PSD 420	CP	12/30/2014	49873	CORRECTIONS EDUCATION SPECIALIST IV	N	SR-20	13	P	A	1.00	\$48,228.00	1.00	\$ 47,400
PSD 420	CP	7/1/2014	51375	KITCHEN HELPER	N	BC-02	01	P	A	1.00	\$33,228.00	1.00	\$ 34,560
PSD 420	CP	7/1/2014	51376	KITCHEN HELPER	N	BC-02	01	P	A	1.00	\$36,687.00	1.00	\$ 34,560
PSD 420	CP	11/29/2014	51390	COOK II	N	BC-08	01	P	A	1.00	\$45,930.00	1.00	\$ 44,136
PSD 420	CP	4/30/2015	51392	KITCHEN HELPER	N	BC-02	01	P	A	1.00	\$36,687.00	1.00	\$ 35,964
PSD 420	CP	9/6/2014	51394	KITCHEN HELPER	N	BC-02	01	P	A	1.00	\$36,687.00	1.00	\$ 34,560
PSD 420	CP	7/10/2015	51740	CORRECTIONS EDN SPCLT III	N	SR-20	13	P	A	1.00	\$17,875.00	1.00	\$ 43,812
PSD 420	CP	7/25/2014	53355	KITCHEN HELPER	N	BC-02	01	P	A	1.00	\$36,687.00	1.00	\$ 34,560
PSD 420	CP	9/19/2014	112249	SECRETARY II	N	SR-14	03	P	A	1.00	\$35,112.00	1.00	\$ 35,112
PSD 420	CP	6/30/2015	112855	SUBSTANCE ABUSE PROGRAM MANAGER	N	EM-05	35	P	A	1.00	\$98,700.00	1.00	\$ 96,528
PSD 420	CP	2/18/2015	112953	SUBSTANCE ABUSE SPECIALIST IV	N	SR-22	13	P	A	1.00	\$48,228.00	1.00	\$ 47,400
PSD 420	CP	9/30/2014	112964	SUBSTANCE ABUSE SPECIALIST V	N	SR-24	13	P	A	1.00	\$71,418.00	1.00	\$ 70,188
PSD 421	HC	3/29/2015	25537	REGISTERED NURSE V	N	SR-24	29	P	A	1.00	\$110,892.00	1.00	\$ 110,892
PSD 421	HC	12/30/2014	32206	LICENSED PRACTICAL NURSE II	N	HE-08	10	P	A	1.00	\$45,270.00	1.00	\$ 41,568
PSD 421	HC	7/31/2014	35686	LICENSED PRACTICAL NURSE II	N	HE-08	10	P	A	1.00	\$55,314.00	1.00	\$ 54,900
PSD 421	HC	10/15/2014	37654	HUMAN SERVICES PROFESSIONAL IV	N	SR-22	13	P	A	1.00	\$58,728.00	1.00	\$ 57,720
PSD 421	HC	5/22/2015	37769	ADVANCED PRACTICE REGISTERED NURSE II	N	SR-28	09	P	A	1.00	\$126,564.00	1.00	\$ 126,564
PSD 421	HC	4/1/2015	38784	PHYSICIAN II	N	SC-01	13	P	A	1.00	\$114,384.00	1.00	\$ 112,416
PSD 421	HC	12/30/2014	45232	HUMAN SERVICES PROFESSIONAL IV	N	SR-22	13	P	A	1.00	\$66,054.00	1.00	\$ 64,920
PSD 421	HC	9/11/2015	45233	SOCIAL WORKER IV	N	SR-22	13	P	A	1.00	\$61,062.00	1.00	\$ 55,488
PSD 421	HC	6/23/2015	46964	REGISTERED NURSE III	N	SR-20	09	P	A	1.00	\$90,708.00	1.00	\$ 90,708
PSD 421	HC	12/30/2014	46968	REGISTERED NURSE IV	N	SR-22	09	P	A	1.00	\$110,400.00	1.00	\$ 110,400
PSD 421	HC	4/30/2015	46969	REGISTERED NURSE III	N	SR-20	09	P	A	1.00	\$95,292.00	1.00	\$ 95,292
PSD 421	HC	8/16/2015	48594	REGISTERED NURSE IV	N	SR-22	09	P	A	1.00	\$102,516.00	1.00	\$ 106,620
PSD 421	HC	6/10/2015	49887	REGISTERED NURSE IV	N	SR-22	09	P	A	1.00	\$102,516.00	1.00	\$ 102,516
PSD 421	HC	2/27/2015	49888	REGISTERED NURSE V	N	SR-24	09	P	A	1.00	\$110,400.00	1.00	\$ 110,400
PSD 421	HC	3/2/2015	53383	REGISTERED NURSE III	N	SR-20	09	P	A	1.00	\$95,292.00	1.00	\$ 95,292
PSD 421	HC	11/15/2014	53384	REGISTERED NURSE IV	N	SR-22	09	P	A	1.00	\$95,292.00	1.00	\$ 95,292
PSD 421	HC	9/18/2015	113117	PARA MEDICAL ASSISTANT II	N	HE-04	10	P	A	1.00	\$40,266.00	1.00	\$ 40,164
PSD 421	HC	1/11/2015	118070	CLINICAL PSYCHOLOGIST V	N	SR-24	13	P	A	1.00	\$58,728.00	1.00	\$ 53,364
PSD 421	HC	5/25/2015	118074	MEDICAL RECORD TECHNICIAN V	N	SR-11	03	P	A	1.00	\$31,236.00	1.00	\$ 31,236
PSD 421	HC	10/22/2014	118111	CORRECTIONS RECR SPCLT II	N	SR-18	13	P	A	1.00	\$58,728.00	1.00	\$ 57,720
PSD 421	HC	6/6/2015	118549	MEDICAL RECORD LIBRARIAN II	N	SR-18	13	P	A	1.00	\$41,256.00	1.00	\$ 40,548
PSD 421	HC	8/6/2014	118607	HUMAN SERVICES PROFESSIONAL III	N	SR-20	13	P	A	1.00	\$54,300.00	1.00	\$ 53,364
PSD 421	HC	7/11/2014	119214	HUMAN SERVICES PROFESSIONAL IV	N	SR-22	13	P	A	1.00	\$48,228.00	1.00	\$ 47,400
PSD 421	HC	4/27/2015	119216	HUMAN SERVICES PROFESSIONAL IV	N	SR-22	13	P	A	1.00	\$68,694.00	1.00	\$ 67,512
PSD 421	HC	12/7/2014	119436	SECRETARY I	N	SR-12	03	P	A	1.00	\$32,460.00	1.00	\$ 32,460
PSD 421	HC	12/26/2014	2605	CORRECTIONS PHYSICIAN II	Y	SRNA	13	P	A	1.00	\$207,996.00	1.00	\$100/hr
PSD 421	HC	8/1/2014	53324	CORRECTIONS PHYSICIAN I	Y	SRNA	13	P	A	1.00	\$151,416.00	1.00	\$ 151,416
PSD 421	HC	8/31/2015	100432	PSYCHIATRIST II	Y	SRNA	13	P	A	1.00	\$150,000.00	1.00	\$ 170,000

Department of Public Safety
Personnel Separations from July 1, 2014 to November 30, 2015

Table 14

Prog ID	Sub-Org	Separation Date	Position Number	Position Title	Exempt (Y/N)	SR Level	BU Code	T/P	MOF	Budgeted FTE	Budgeted Salary	Actual FTE	Actual Salary
PSD 421	HC	8/7/2014	106172	PSYCHIATRIST II	Y	SRNA	13	P	A	1.00	\$156,000.00	1.00	\$ 156,000
PSD 421	HC	6/30/2015	117793	CORRECTIONS MEDICAL DIRECTOR	Y	SRNA	93	P	A	1.00	\$200,004.00	1.00	\$ 100,002
PSD 422	CI	3/1/2015	38787	CORRECTIONAL INDUSTRIES OPER SPEC V	Y	SRNA	04	P	W	1.00	\$62,689.00	1.00	\$ 71,124
PSD 422	CI	12/1/2014	103146	CI DELIVERY/INSTALLATION SPEC I	Y	SRNA	02	T	W	1.00	\$35,952.00	1.00	\$ 35,952
PSD 422	CI	6/30/2015	103146	CI DELIVERY/INSTALLATION SPEC I	Y	SRNA	02	T	W	1.00	\$39,936.00	1.00	\$ 38,364
PSD 422	CI	2/24/2015	103147	CI SECRETARY III	Y	SRNA	63	T	W	1.00	\$39,372.00	1.00	\$ 39,936
PSD 422	CI	5/29/2015	103636	CI SEWING SHOP SUPERVISOR I	Y	SRNA	02	T	W	1.00	\$48,804.00	1.00	\$ 48,804
PSD 422	CI	10/29/2014	106466	CI DELIVERY/INSTALLATION SPECIALIST I	Y	SRNA	02	T	W	1.00	\$38,364.00	1.00	\$ 38,364
PSD 422	CI	10/29/2014	106467	CI DELIVERY/INSTALLATION SPECIALIST I	Y	SRNA	02	T	W	1.00	\$39,372.00	1.00	\$ 39,372
PSD 422	CI	12/1/2014	106469	CI DELIVERY/INSTALLATION SPECIALIST I	Y	SRNA	02	T	W	1.00	\$34,560.00	1.00	\$ 33,888
PSD 422	CI	6/30/2015	106469	CI DELIVERY/INSTALLATION SPECIALIST I	Y	SRNA	02	T	W	1.00	\$28,884.00	1.00	\$ 38,364
PSD 422	CI	12/1/2014	106472	CI DELIVERY/INSTALLATION SPECIALIST I	Y	SRNA	02	T	W	1.00	\$35,952.00	1.00	\$ 35,244
PSD 422	CI	10/15/2015	106883	CI DELIVERY/INSTALLATION SPECIALIST I	Y	SRNA	02	T	W	1.00	\$31,476.00	1.00	\$ 32,580
PSD 422	CI	7/1/2014	109313	CI DELIVERY/INSTALLATION SPECIALIST I	Y	SRNA	02	T	W	1.00	\$32,580.00	1.00	\$ 33,888
PSD 422	CI	6/30/2015	111471	CI DELIVERY/INSTALLATION SPCLT I	Y	SRNA	02	T	W	1.00	\$38,700.00	1.00	\$ 38,700
PSD 422	CI	12/1/2014	112139	CI DELIVERY/INSTALLATION SPEC I	Y	SRNA	02	T	W	1.00	\$35,952.00	1.00	\$ 35,244
PSD 422	CI	9/24/2014	112871	CI DELIVERY/INSTALLATION SPEC I	Y	SRNA	02	T	W	1.00	\$33,888.00	1.00	\$ 32,580
PSD 502	CB	11/15/2015	42286	OFFICE ASSISTANT III	N	SR-08	03	P	W	1.00	\$27,768.00	1.00	\$ 28,872
PSD 503	CC	12/30/2014	1336	DEPUTY SHERIFF I	N	SR-16	03	P	A	1.00	\$54,012.00	1.00	\$ 54,012
PSD 503	CC	10/31/2014	15134	DEPUTY SHERIFF III	N	SR-20	04	P	A	1.00	\$60,780.00	1.00	\$ 60,780
PSD 503	CC	1/17/2015	21665	DEPUTY SHERIFF I	N	SR-16	03	P	A	1.00	\$46,188.00	1.00	\$ 46,188
PSD 503	CC	3/8/2015	22504	DEPUTY SHERIFF II	N	SR-18	03	P	A	1.00	\$48,024.00	1.00	\$ 48,024
PSD 503	CC	12/30/2014	28418	DEPUTY SHERIFF III	N	SR-20	04	P	A	1.00	\$65,736.00	1.00	\$ 65,736
PSD 503	CC	6/21/2015	39595	DEPUTY SHERIFF II	N	SR-18	03	P	A	1.00	\$41,064.00	1.00	\$ 41,064
PSD 503	CC	12/30/2014	43389	DEPUTY SHERIFF IV	N	SR-22	04	P	A	1.00	\$71,124.00	1.00	\$ 71,124
PSD 503	CC	9/15/2014	43403	DEPUTY SHERIFF,III	N	SR-20	04	P	A	1.00	\$49,968.00	1.00	\$ 49,968
PSD 503	CC	6/15/2015	43413	DEPUTY SHERIFF II	N	SR-18	03	P	A	1.00	\$46,188.00	1.00	\$ 46,188
PSD 503	CC	7/11/2014	43417	DEPUTY SHERIFF II	N	SR-18	03	P	A	1.00	\$44,388.00	1.00	\$ 44,388
PSD 503	CC	2/11/2015	43417	DEPUTY SHERIFF II	N	SR-18	03	P	A	1.00	\$44,388.00	1.00	\$ 44,388
PSD 503	CC	8/31/2015	43438	DEPUTY SHERIFF II	N	SR-18	03	P	A	1.00	\$42,684.00	1.00	\$ 46,188
PSD 503	CC	6/30/2015	43448	DEPUTY SHERIFF II	N	SR-18	03	P	A	1.00	\$41,064.00	1.00	\$ 41,064
PSD 503	CC	8/4/2014	43458	DEPUTY SHERIFF II	N	SR-18	03	P	A	1.00	\$41,064.00	1.00	\$ 41,064
PSD 503	CC	4/17/2015	43459	DEPUTY SHERIFF II	N	SR-18	03	P	A	1.00	\$46,188.00	1.00	\$ 46,188
PSD 503	CC	12/31/2014	43462	DEPUTY SHERIFF I	N	SR-16	03	P	A	1.00	\$58,416.00	1.00	\$ 58,416
PSD 503	CC	12/30/2014	43463	DEPUTY SHERIFF I	N	SR-16	03	P	A	1.00	\$54,012.00	1.00	\$ 54,012
PSD 503	CC	12/1/2014	43470	DEPUTY SHERIFF I	N	SR-16	03	P	A	1.00	\$51,924.00	1.00	\$ 51,924
PSD 503	CC	8/1/2014	45657	DEPUTY SHERIFF II	N	SR-18	03	P	A	1.00	\$48,024.00	1.00	\$ 48,024
PSD 503	CC	7/16/2014	45662	DEPUTY SHERIFF I	N	SR-16	03	P	A	1.00	\$54,012.00	1.00	\$ 54,012
PSD 503	CC	6/30/2015	46252	ACCOUNT CLERK III	N	SR-11	03	P	A	1.00	\$41,064.00	1.00	\$ 42,684
PSD 503	CC	11/30/2015	111164	DEPUTY SHERIFF II	N	SR-18	03	P	A	1.00	\$36,468.00	1.00	\$ 41,064
PSD 503	CC	1/30/2015	111168	DEPUTY SHERIFF II	N	SR-18	03	P	U	1.00	\$48,024.00	1.00	\$ 48,024
PSD 503	CC	5/30/2015	111179	DEPUTY SHERIFF II	N	SR-18	03	P	U	1.00	\$46,188.00	1.00	\$ 46,188

Department of Public Safety
Personnel Separations from July 1, 2014 to November 30, 2015

Table 14

Prog ID	Sub-Org	Separation Date	Position Number	Position Title	Exempt (Y/N)	SR Level	BU Code	T/P	MOF	Budgeted FTE	Budgeted Salary	Actual FTE	Actual Salary
PSD 503	CC	11/30/2015	112641	DEPUTY SHERIFF II	N	SR-18	03	P	U	1.00	\$48,024.00	1.00	\$ 49,752
PSD 503	CC	8/16/2015	112642	DEPUTY SHERIFF II	N	SR-18	03	P	U	1.00	\$51,924.00	1.00	\$ 54,012
PSD 503	CC	10/22/2014	112687	DEPUTY SHERIFF III	N	SR-20	04	P	U	1.00	\$60,780.00	1.00	\$ 60,780
PSD 503	CC	11/16/2014	112689	DEPUTY SHERIFF II	N	SR-18	03	P	U	1.00	\$44,388.00	1.00	\$ 44,388
PSD 503	CC	12/24/2014	117583	DEPUTY SHERIFF I	N	SR-16	03	P	A	1.00	\$41,064.00	1.00	\$ 41,064
PSD 503	CC	7/31/2015	118788	DEPUTY SHERIFF II	N	SR-18	03	P	A	1.00	\$42,684.00	1.00	\$ 46,188
PSD 503	CC	3/17/2015	118953	DEPUTY SHERIFF II	N	SR-18	03	P	A	1.00	\$42,684.00	1.00	\$ 42,684
PSD 503	CC	8/10/2015	118957	DEPUTY SHERIFF II	N	SR-18	03	P	A	1.00	\$42,684.00	1.00	\$ 44,388
PSD 503	CC	4/30/2015	118965	DEPUTY SHERIFF II	N	SR-18	03	P	A	1.00	\$49,968.00	1.00	\$ 49,968
PSD 503	CC	1/11/2015	120388	DEPUTY SHERIFF II	N	SR-18	03	P	A	1.00	\$41,064.00	1.00	\$ 41,064
PSD 503	CC	10/15/2015	121045	DEPUTY SHERIFF II	N	SR-18	03	P	A	1.00	\$44,412.00	1.00	\$ 42,684
PSD 503	CC	3/7/2015	121055	DEPUTY SHERIFF I	N	SR-16	03	P	A	1.00	\$44,412.00	1.00	\$ 36,468
PSD 503	CC	1/28/2015	121578	DEPUTY SHERIFF I	N	SR-16	03	P	A	1.00	\$44,412.00	1.00	NEW
PSD 503	CC	1/28/2015	121581	DEPUTY SHERIFF I	N	SR-16	03	P	A	1.00	\$44,412.00	1.00	NEW
PSD 503	CC	1/28/2015	121582	DEPUTY SHERIFF I	N	SR-16	03	P	A	1.00	\$44,412.00	1.00	NEW
PSD 503	CC	1/28/2015	121583	DEPUTY SHERIFF I	N	SR-16	03	P	A	1.00	\$44,412.00	1.00	NEW
PSD 612	BB	9/9/2015	2316	PAROLE OFFICER IV	N	SR-22	13	P	A	1.00	\$56,460.00	1.00	\$ 55,488
PSD 612	BB	11/2/2014	3403	PAROLE OFFICER VI	N	SR-26	23	P	A	1.00	\$80,376.00	1.00	\$ 85,416
PSD 612	BB	4/30/2015	3404	PAROLE OFFICER IV	N	SR-22	13	P	A	1.00	\$63,516.00	1.00	\$ 62,424
PSD 612	BB	7/1/2015	6962	PAROLE OFFICER IV	N	SR-22	13	P	A	1.00	\$66,054.00	1.00	\$ 67,512
PSD 612	BB	2/16/2015	27578	PAROLE OFFICER III	N	SR-20	13	P	A	1.00	\$54,300.00	1.00	\$ 55,488
PSD 612	BB	11/28/2014	30918	OFFICE ASSISTANT III (CLERK TYPIST II)	N	SR-08	03	P	A	1.00	\$26,700.00	1.00	\$ 27,768
PSD 612	BB	4/1/2015	40913	PAROLE OFFICER V	N	SR-24	23	P	A	1.00	\$80,376.00	1.00	\$ 78,996
PSD 612	BB	3/16/2015	42644	PAROLE OFFICER III	N	SR-20	13	P	A	1.00	\$54,300.00	1.00	\$ 53,364
PSD 612	BB	3/16/2015	42645	PAROLE OFFICER III	N	SR-20	13	P	A	1.00	\$58,728.00	1.00	\$ 60,012
PSD 612	BB	2/1/2015	46513	PAROLE OFFICER V	N	SR-24	23	P	A	1.00	\$74,310.00	1.00	\$ 78,996
PSD 612	BB	6/21/2015	48299	PAROLE OFFICER IV	N	SR-22	13	P	A	1.00	\$58,728.00	1.00	\$ 57,720
PSD 612	BB	8/7/2015	51684	PAROLE OFFICER IV	N	SR-22	13	P	A	1.00	\$54,300.00	1.00	\$ 55,488
PSD 612	BB	11/29/2014	51685	PAROLE OFFICER IV	N	SR-22	13	P	A	1.00	\$52,200.00	1.00	\$ 51,300
PSD 612	BB	6/21/2015	117302	PAROLE OFFICER IV	N	SR-22	13	P	A	1.00	\$56,460.00	1.00	\$ 55,488
PSD 612	BB	11/16/2014	117305	PAROLE OFFICER IV	N	SR-22	13	P	A	1.00	\$30,679.00	1.00	\$ 64,920
PSD 612	BB	10/31/2015	120596	PAROLE OFFICER V	N	SR-24	23	P	A	1.00	\$77,292.00	1.00	\$ 78,996
PSD 613	DA	12/1/2014	41646	CVCC INVESTIGATOR	Y	SRNA	13	P	B	1.00	\$46,000.00	1.00	\$ 37,464
PSD 613	DA	8/19/2015	119174	CVCC SPECIALIST	Y	SRNA	13	P	B	1.00	\$47,004.00	1.00	\$ 60,000
PSD 613	DA	12/15/2014	119174	CVCC SPECIALIST	Y	SRNA	13	P	B	1.00	\$47,004.00	1.00	\$ 69,996
PSD 613	DA	12/5/2014	120662	JRI PROBATION RESTITUTION RECOVERY	Y	SRNA	13	P	A	1.00	\$70,000.00	1.00	\$ 57,996
PSD 613	DA	9/12/2015	120662	JRI PROBATION RESTITUTION RECOVERY COORDINATOR	Y	SRNA	13	P	A	1.00	\$70,000.00	1.00	\$ 69,996
PSD 900	EA	10/15/2014	1706	PRE AUDIT CLERK I	N	SR-11	03	P	A	1.00	\$31,236.00	1.00	\$ 30,036
PSD 900	EA	9/18/2014	2448	PERSONNEL CLERK IV	N	SR-11	63	P	A	1.00	\$31,236.00	1.00	\$ 31,236
PSD 900	EA	7/25/2014	24607	OFFICE ASSISTANT III (CLERK TYPIST II)	N	SR-08	03	P	A	1.00	\$26,700.00	1.00	\$ 26,700

Department of Public Safety
Personnel Separations from July 1, 2014 to November 30, 2015

Table 14

Prog ID	Sub-Org	Separation Date	Position Number	Position Title	Exempt (Y/N)	SR Level	BU Code	T/P	MOF	Budgeted FTE	Budgeted Salary	Actual FTE	Actual Salary
PSD 900	EA	6/30/2015	29107	INFORMATION TECHNOLOGY SPECIALIST IV	N	SR-22	13	P	A	1.00	\$58,728.00	1.00	\$ 57,720
PSD 900	EA	8/31/2015	30399	PROGRAM BUDGET ANALYST IV	N	SR-22	13	P	A	1.00	\$54,300.00	1.00	\$ 53,364
PSD 900	EA	4/30/2015	40749	CIVIL RIGHTS SPECIALIST V	N	SR-24	73	P	A	1.00	\$77,292.00	1.00	\$ 75,960
PSD 900	EA	7/16/2014	40777	PERSONNEL CLERK V	N	SR-13	63	P	A	1.00	\$46,188.00	1.00	\$ 32,460
PSD 900	EA	10/15/2014	43952	PROGRAM BUDGET ANALYST V	N	SR-24	73	P	A	1.00	\$74,310.00	1.00	\$ 73,032
PSD 900	EA	12/30/2014	44541	CAPITAL IMPROVEMENTS COORD	N	SR-24	13	P	A	1.00	\$63,516.00	1.00	\$ 62,424
PSD 900	EA	4/15/2015	45275	PROGRAM BUDGET ANALYST IV	N	SR-22	13	P	A	1.00	\$54,300.00	1.00	\$ 53,364
PSD 900	EA	8/30/2015	45687	PRE AUDIT CLERK I	N	SR-11	03	P	A	1.00	\$35,112.00	1.00	\$ 32,460
PSD 900	EA	10/15/2014	45687	PRE AUDIT CLERK I	N	SR-11	03	P	A	1.00	\$31,236.00	1.00	\$ 35,112
PSD 900	EA	9/30/2014	45688	PRE AUDIT CLERK I	N	SR-11	03	P	A	1.00	\$41,064.00	1.00	\$ 31,236
PSD 900	EA	11/15/2015	45939	ADULT CORRECTIONS OFFICER IV	N	CO-08	10	P	A	1.00	\$65,358.00	1.00	\$ 59,988
PSD 900	EA	11/15/2015	45941	ADULT CORRECTIONS OFFICER IV	N	CO-08	10	P	A	1.00	\$62,640.00	1.00	\$ 59,988
PSD 900	EA	9/1/2015	47748	FIREARMS TRAINING SPECIALIST	N	SR-22	13	P	A	1.00	\$63,516.00	1.00	\$ 62,424
PSD 900	EA	4/1/2015	49863	PERSONNEL CLERK III	N	SR-09	63	P	A	1.00	\$33,720.00	1.00	\$ 33,720
PSD 900	EA	4/15/2015	100059	PRIVATE SECRETARY II	N	SR-22	63	P	A	1.00	\$63,168.00	1.00	\$ 63,168
PSD 900	EA	12/1/2014	100059	PRIVATE SECRETARY II	N	SR-22	63	P	A	1.00	\$63,168.00	1.00	\$ 63,168
PSD 900	EA	4/15/2015	100060	PRIVATE SECRETARY II	N	SR-22	63	P	A	1.00	\$51,924.00	1.00	\$ 51,924
PSD 900	EA	12/1/2014	100060	PRIVATE SECRETARY II	N	SR-22	63	P	A	1.00	\$51,924.00	1.00	\$ 51,924
PSD 900	EA	4/15/2015	100061	PRIVATE SECRETARY II	N	SR-22	63	P	A	1.00	\$58,416.00	1.00	\$ 58,416
PSD 900	EA	12/1/2014	100061	PRIVATE SECRETARY II	N	SR-22	63	P	A	1.00	\$58,416.00	1.00	\$ 58,416
PSD 900	EA	1/19/2015	116920	ADMINISTRATIVE ASSISTANT VI	N	SR-26	73	P	A	1.00	\$83,580.00	1.00	\$ 82,140
PSD 900	EA	7/23/2014	118667	INFORMATION TECHNOLOGY SPECIALIST IV	N	SR-22	13	P	A	1.00	\$48,228.00	1.00	\$ 47,400
PSD 900	EA	9/21/2015	120800	PROGRAM SPECIALIST IV	N	SR-22	13	P	A	1.00	\$54,300.00	1.00	\$ 47,400
PSD 900	EA	9/12/2014	121442	PROGRAM SPECIALIST V	N	SR-24	13	P	A	1.00	\$62,424.00	1.00	NEW
PSD 900	EA	9/12/2014	121443	PROGRAM SPECIALIST V	N	SR-24	13	P	A	1.00	\$62,424.00	1.00	NEW
PSD 900	EA	11/9/2015	121848	CORRECTIONS PROGRAM SPECIALIST II	N	SR-24	13	P	A	1.00	\$57,000.00	1.00	NEW
PSD 900	EA	11/9/2015	121849	CORRECTIONS PROGRAM SPECIALIST II	N	SR-24	13	P	A	1.00	\$57,000.00	1.00	NEW
PSD 900	EA	11/9/2015	121850	CORRECTIONS PROGRAM SPECIALIST II	N	SR-24	13	P	A	1.00	\$50,000.00	1.00	NEW
PSD 900	EA	12/30/2014	102103	DIRECTOR	Y	SRNA	00	P	A	1.00	\$138,936.00	1.00	\$ 136,212
PSD 900	EA	11/30/2014	102216	DEPUTY DIRECTOR FOR ADMINISTRATION	Y	SRNA	00	P	A	1.00	\$121,908.00	1.00	\$ 121,908
PSD 900	EA	2/2/2015	102217	DEPUTY DIRECTOR FOR CORRECTIONS	Y	SRNA	00	P	A	1.00	\$121,908.00	1.00	\$ 121,908
PSD 900	EA	11/2/2014	102217	DEPUTY DIRECTOR FOR CORRECTIONS	Y	SRNA	00	P	A	1.00	\$121,908.00	1.00	\$ 121,908
PSD 900	EA	12/1/2014	102218	DEPUTY DIRECTOR FOR LAW ENFORCEMENT	Y	SRNA	00	P	A	1.00	\$121,908.00	1.00	\$ 119,508
PSD 900	EA	9/4/2014	37233	PERSONNEL CLERK IV	N	SR-11	63	T	A	1.00	\$29,988.00	1.00	\$ 31,236

Department of Public Safety
Positions Filled from July 1, 2014 to November 30, 2015

Table 15

<u>Prog ID</u>	<u>Sub-Org</u>	<u>Effective Date</u> <u>Position Filled</u>	<u>Position</u> <u>Number</u>	<u>Position Title</u>	<u>Exempt</u> <u>(Y/N)</u>	<u>SR</u> <u>Level</u>	<u>BU Code</u>	<u>T/P</u>	<u>MOF</u>	<u>Budgeted</u> <u>FTE</u>	<u>Budgeted</u> <u>Salary</u>	<u>Actual</u> <u>FTE</u>	<u>Actual</u> <u>Salary</u>	<u>Occupied</u> <u>by 89</u> <u>Day Hire</u> <u>(Y/N)</u>
PSD 402	ED	10/5/2015	6913	ADULT CORRECTIONS OFFICER RECRUIT	N	CO-04	10	P	A	1.00	\$53,088.00	1.00	\$ 46,920.00	N
PSD 402	ED	10/5/2015	9737	ADULT CORRECTIONS OFFICER RECRUIT	N	CO-04	10	P	A	1.00	\$53,088.00	1.00	\$ 46,920.00	N
PSD 402	ED	12/1/2014	25474	ADULT CORRECTIONS OFFICER VI	N	CO-10	90	P	A	1.00	\$74,238.00	1.00	\$ 73,680.00	N
PSD 402	ED	5/18/2015	25480	ADULT CORRECTIONS OFFICER IV	N	CO-08	10	P	A	1.00	\$65,358.00	1.00	\$ 57,552.00	N
PSD 402	ED	7/28/2014	25491	ADULT CORRECTIONS OFFICER III	N	CO-06	10	P	A	1.00	\$48,936.00	1.00	\$ 44,928.00	N
PSD 402	ED	7/28/2014	25507	ADULT CORRECTIONS OFFICER III	N	CO-06	10	P	A	1.00	\$48,936.00	1.00	\$ 44,928.00	N
PSD 402	ED	5/1/2015	25533	CORRECTIONS SUPERVISOR I	N	SR-24	23	P	A	1.00	\$58,728.00	1.00	\$ 70,188.00	N
PSD 402	ED	10/1/2014	25539	BUILDING MAINTENANCE WORKER II	N	WS-09	01	P	A	1.00	\$47,268.00	1.00	\$ 50,160.00	N
PSD 402	ED	10/1/2014	25540	BUILDING MAINTENANCE WORKER II	N	WS-09	01	P	A	1.00	\$47,268.00	1.00	\$ 50,160.00	N
PSD 402	ED	8/3/2015	25541	PROPERTY & SERVICES SUPERVISOR	N	SR-15	03	P	A	1.00	\$48,024.00	1.00	\$ 41,064.00	N
PSD 402	ED	7/23/2015	31205	ADULT CORRECTIONS OFFICER III	N	CO-06	10	P	A	1.00	\$53,088.00	1.00	\$ 50,928.00	N
PSD 402	ED	5/18/2015	31224	ADULT CORRECTIONS OFFICER IV	N	CO-08	10	P	A	1.00	\$62,640.00	1.00	\$ 57,552.00	N
PSD 402	ED	3/16/2015	32203	LAUNDRY MANAGER	N	F1-03	02	P	A	1.00	\$41,748.00	1.00	\$ 40,140.00	N
PSD 402	ED	11/10/2014	32224	JANITOR SUPERVISOR II	N	F2-02	02	P	A	1.00	\$43,944.00	1.00	\$ 41,412.00	N
PSD 402	ED	10/5/2015	32573	ADULT CORRECTIONS OFFICER RECRUIT	N	CO-04	10	P	A	1.00	\$53,088.00	1.00	\$ 46,920.00	N
PSD 402	ED	1/5/2015	34250	ADULT CORRECTIONS OFFICER RECRUIT	N	CO-04	10	P	A	1.00	\$51,054.00	1.00	\$ 44,928.00	N
PSD 402	ED	10/5/2015	34254	ADULT CORRECTIONS OFFICER RECRUIT	N	CO-04	10	P	A	1.00	\$53,088.00	1.00	\$ 46,920.00	N
PSD 402	ED	7/28/2014	34257	ADULT CORRECTIONS OFFICER III	N	CO-06	10	P	A	1.00	\$48,936.00	1.00	\$ 44,928.00	N
PSD 402	ED	10/5/2015	34265	ADULT CORRECTIONS OFFICER RECRUIT	N	CO-04	10	P	A	1.00	\$55,314.00	1.00	\$ 46,920.00	N

Department of Public Safety
Positions Filled from July 1, 2014 to November 30, 2015

Table 15

Prog ID	Sub-Org	Effective Date Position Filled	Position Number	Position Title	Exempt (Y/N)	SR Level	BU Code	T/P	MOF	Budgeted FTE	Budgeted Salary	Actual FTE	Actual Salary	Occupied by 89 Day Hire (Y/N)
PSD 402	ED	7/28/2014	34270	ADULT CORRECTIONS OFFICER III	N	CO-06	10	P	A	1.00	\$48,936.00	1.00	\$ 44,928.00	N
PSD 402	ED	7/28/2014	34289	ADULT CORRECTIONS OFFICER III	N	CO-06	10	P	A	1.00	\$48,936.00	1.00	\$ 32,928.00	N
PSD 402	ED	10/5/2015	34516	ADULT CORRECTIONS OFFICER RECRUIT	N	CO-04	10	P	A	1.00	\$53,088.00	1.00	\$ 46,920.00	N
PSD 402	ED	7/28/2014	34519	ADULT CORRECTIONS OFFICER III	N	CO-06	10	P	A	1.00	\$48,936.00	1.00	\$ 44,928.00	N
PSD 402	ED	10/5/2015	34525	ADULT CORRECTIONS OFFICER RECRUIT	N	CO-04	10	P	A	1.00	\$53,088.00	1.00	\$ 46,920.00	N
PSD 402	ED	7/28/2014	34534	ADULT CORRECTIONS OFFICER III	N	CO-06	10	P	A	1.00	\$48,936.00	1.00	\$ 44,928.00	N
PSD 402	ED	4/21/2015	34547	ADULT CORRECTIONS OFFICER III	N	CO-06	10	P	A	1.00	\$51,054.00	1.00	\$ 45,156.00	N
PSD 402	ED	1/5/2015	34547	ADULT CORRECTIONS OFFICER III	N	CO-06	10	P	A	1.00	\$51,054.00	1.00	\$ 45,156.00	N
PSD 402	ED	1/6/2015	35032	PERSONNEL CLERK IV	N	SR-11	63	P	A	1.00	\$41,064.00	1.00	\$ 33,720.00	N
PSD 402	ED	1/5/2015	36173	ADULT CORRECTIONS OFFICER RECRUIT	N	CO-04	10	P	A	1.00	\$51,054.00	1.00	\$ 44,928.00	N
PSD 402	ED	7/28/2014	37786	ADULT CORRECTIONS OFFICER III	N	CO-06	10	P	A	1.00	\$48,936.00	1.00	\$ 44,928.00	N
PSD 402	ED	7/28/2014	37791	ADULT CORRECTIONS OFFICER III	N	CO-06	10	P	A	1.00	\$48,936.00	1.00	\$ 44,928.00	N
PSD 402	ED	7/28/2014	37806	ADULT CORRECTIONS OFFICER III	N	CO-06	10	P	A	1.00	\$48,936.00	1.00	\$ 32,928.00	N
PSD 402	ED	1/5/2015	37810	ADULT CORRECTIONS OFFICER RECRUIT	N	CO-04	10	P	A	1.00	\$48,936.00	1.00	\$ 44,928.00	N
PSD 402	ED	10/5/2015	37817	ADULT CORRECTIONS OFFICER RECRUIT	N	CO-04	10	P	A	1.00	\$53,088.00	1.00	\$ 46,920.00	N
PSD 402	ED	8/3/2015	37821	ADULT CORRECTIONS OFFICER RECRUIT	N	CO-04	10	P	A	1.00	\$53,088.00	1.00	\$ 46,920.00	N
PSD 402	ED	1/5/2015	37822	ADULT CORRECTIONS OFFICER RECRUIT	N	CO-04	10	P	A	1.00	\$53,088.00	1.00	\$ 44,928.00	N
PSD 402	ED	8/3/2015	37824	ADULT CORRECTIONS OFFICER RECRUIT	N	CO-04	10	P	A	1.00	\$53,088.00	1.00	\$ 46,920.00	N
PSD 402	ED	5/18/2015	37935	ADULT CORRECTIONS OFFICER V	N	CO-09	20	P	A	1.00	\$71,220.00	1.00	\$ 68,016.00	N
PSD 402	ED	6/22/2015	37961	ADULT CORRECTIONS OFFICER IV	N	CO-08	10	P	A	1.00	\$62,640.00	1.00	\$ 57,552.00	N

Department of Public Safety
Positions Filled from July 1, 2014 to November 30, 2015

Table 15

<u>Prog ID</u>	<u>Sub-Org</u>	<u>Effective Date</u> <u>Position Filled</u>	<u>Position</u> <u>Number</u>	<u>Position Title</u>	<u>Exempt</u> <u>(Y/N)</u>	<u>SR</u> <u>Level</u>	<u>BU Code</u>	<u>T/P</u>	<u>MOF</u>	<u>Budgeted</u> <u>FTE</u>	<u>Budgeted</u> <u>Salary</u>	<u>Actual</u> <u>FTE</u>	<u>Actual</u> <u>Salary</u>	<u>Occupied</u> <u>by 89</u> <u>Day Hire</u> <u>(Y/N)</u>
PSD 402	ED	5/18/2015	37965	ADULT CORRECTIONS OFFICER IV	N	CO-08	10	P	A	1.00	\$65,358.00	1.00	\$ 57,552.00	N
PSD 402	ED	1/5/2015	37991	ADULT CORRECTIONS OFFICER RECRUIT	N	CO-04	10	P	A	1.00	\$47,040.00	1.00	\$ 44,928.00	N
PSD 402	ED	10/5/2015	38004	ADULT CORRECTIONS OFFICER RECRUIT	N	CO-04	10	P	A	1.00	\$53,088.00	1.00	\$ 46,920.00	N
PSD 402	ED	10/5/2015	38005	ADULT CORRECTIONS OFFICER RECRUIT	N	CO-04	10	P	A	1.00	\$55,314.00	1.00	\$ 46,920.00	N
PSD 402	ED	10/5/2015	38105	ADULT CORRECTIONS OFFICER RECRUIT	N	CO-04	10	P	A	1.00	\$53,088.00	1.00	\$ 46,920.00	N
PSD 402	ED	11/10/2015	38111	ADULT CORRECTIONS OFFICER III	N	CO-06	10	P	A	1.00	\$53,088.00	1.00	\$ 50,928.00	N
PSD 402	ED	1/5/2015	38113	ADULT CORRECTIONS OFFICER RECRUIT	N	CO-04	10	P	A	1.00	\$51,054.00	1.00	\$ 45,156.00	N
PSD 402	ED	8/3/2015	38113	ADULT CORRECTIONS OFFICER RECRUIT	N	CO-04	10	P	A	1.00	\$51,054.00	1.00	\$ 46,920.00	N
PSD 402	ED	7/28/2014	38131	ADULT CORRECTIONS OFFICER III	N	CO-06	10	P	A	1.00	\$48,936.00	1.00	\$ 44,928.00	N
PSD 402	ED	5/18/2015	38133	ADULT CORRECTIONS OFFICER IV	N	CO-08	10	P	A	1.00	\$65,358.00	1.00	\$ 59,988.00	N
PSD 402	ED	7/28/2014	38137	ADULT CORRECTIONS OFFICER RECRUIT	N	CO-04	10	P	A	1.00	\$48,936.00	1.00	\$ 44,928.00	N
PSD 402	ED	10/5/2015	38137	ADULT CORRECTIONS OFFICER RECRUIT	N	CO-04	10	P	A	1.00	\$48,936.00	1.00	\$ 46,920.00	N
PSD 402	ED	1/5/2015	38137	ADULT CORRECTIONS OFFICER RECRUIT	N	CO-04	10	P	A	1.00	\$48,936.00	1.00	\$ 44,928.00	N
PSD 402	ED	8/24/2015	38143	JANITOR III	N	WS-02	01	P	A	1.00	\$39,243.00	1.00	\$ 38,472.00	N
PSD 402	ED	6/1/2015	38147	GROUNDSKEEPER II	N	WS-02	01	P	A	1.00	\$39,243.00	1.00	\$ 38,472.00	N
PSD 402	ED	10/16/2015	38148	GROUNDSKEEPER II	N	WS-02	01	P	A	1.00	\$39,243.00	1.00	\$ 38,472.00	N
PSD 402	ED	6/16/2015	38221	HUMAN SERVICES PROFESSIONAL IV	N	SR-22	13	P	A	1.00	\$49,332.00	1.00	\$ 47,400.00	N
PSD 402	ED	4/29/2015	38311	WAREHOUSE WORKER	N	BC-04	01	P	A	1.00	\$35,544.00	1.00	\$ 38,472.00	N
PSD 402	ED	10/27/2014	38339	ACCOUNTANT III	N	SR-20	13	P	A	1.00	\$28,836.00	1.00	\$ 51,300.00	N
PSD 402	ED	2/9/2015	38381	OFFICE ASSISTANT III (CLERK TYPIST II)	N	SR-08	03	P	A	1.00	\$26,700.00	1.00	\$ 26,700.00	N
PSD 402	ED	8/17/2015	38383	OFFICE ASSISTANT IV	N	SR-10	03	P	A	1.00	\$32,460.00	1.00	\$ 50,928.00	N
PSD 402	ED	11/3/2014	38723	SECRETARY I	N	SR-12	03	P	A	1.00	\$32,460.00	1.00	\$ 41,064.00	N

Department of Public Safety
Positions Filled from July 1, 2014 to November 30, 2015

Table 15

Prog ID	Sub-Org	Effective Date Position Filled	Position Number	Position Title	Exempt (Y/N)	SR Level	BU Code	T/P	MOF	Budgeted FTE	Budgeted Salary	Actual FTE	Actual Salary	Occupied by 89 Day Hire (Y/N)
PSD 402	ED	10/1/2014	45938	BUILDING MAINTENANCE WORKER II	N	WS-09	01	P	A	1.00	\$47,268.00	1.00	\$ 50,160.00	N
PSD 402	ED	1/5/2015	121403	ADULT CORRECTIONS OFFICER RECRUIT	N	CO-04	10	P	A	1.00	\$49,472.00	1.00	\$ 44,928.00	N
PSD 402	ED	1/5/2015	121404	ADULT CORRECTIONS OFFICER RECRUIT	N	CO-04	10	P	A	1.00	\$49,472.00	1.00	\$ 44,928.00	N
PSD 402	ED	1/5/2015	121405	ADULT CORRECTIONS OFFICER RECRUIT	N	CO-04	10	P	A	1.00	\$49,472.00	1.00	\$ 44,928.00	N
PSD 402	ED	1/5/2015	121406	ADULT CORRECTIONS OFFICER RECRUIT	N	CO-04	10	P	A	1.00	\$49,472.00	1.00	\$ 44,928.00	N
PSD 402	ED	1/5/2015	121407	ADULT CORRECTIONS OFFICER RECRUIT	N	CO-04	10	P	A	1.00	\$49,472.00	1.00	\$ 44,928.00	N
PSD 402	ED	1/5/2015	121408	ADULT CORRECTIONS OFFICER RECRUIT	N	CO-04	10	P	A	1.00	\$49,472.00	1.00	\$ 44,928.00	N
PSD 402	ED	1/5/2015	121409	ADULT CORRECTIONS OFFICER RECRUIT	N	CO-04	10	P	A	1.00	\$49,472.00	1.00	\$ 44,928.00	N
PSD 402	ED	1/5/2015	121410	ADULT CORRECTIONS OFFICER RECRUIT	N	CO-04	10	P	A	1.00	\$49,472.00	1.00	\$ 44,928.00	N
PSD 402	ED	1/5/2015	121412	ADULT CORRECTIONS OFFICER RECRUIT	N	CO-04	10	P	A	1.00	\$49,472.00	1.00	\$ 44,928.00	N
PSD 403	EE	9/2/2014	2570	AUTOMOTIVE MECHANIC II	N	WS-10	01	P	A	1.00	\$50,520.00	1.00	\$ 51,960.00	N
PSD 403	EE	11/17/2014	2578	BUILDING MAINTENANCE WORKER II	N	WS-09	01	P	A	1.00	\$52,194.00	1.00	\$ 50,160.00	N
PSD 403	EE	11/16/2015	4291	ADULT CORRECTIONS OFFICER IV	N	CO-08	10	P	A	1.00	\$65,358.00	1.00	\$ 59,988.00	N
PSD 403	EE	5/28/2015	6122	ADULT CORRECTIONS OFFICER RECRUIT	N	CO-04	10	P	A	1.00	\$53,088.00	1.00	\$ 45,156.00	N
PSD 403	EE	7/1/2014	6707	GENERAL MAINTENANCE SUPERVISOR I	N	WS-11	01	P	A	1.00	\$56,154.00	1.00	\$ 52,908.00	N
PSD 403	EE	5/28/2015	7174	ADULT CORRECTIONS OFFICER III	N	CO-06	10	P	A	1.00	\$43,404.00	1.00	\$ 45,156.00	N
PSD 403	EE	8/26/2014	7174	ADULT CORRECTIONS OFFICER III	N	CO-06	10	P	A	1.00	\$43,404.00	1.00	\$ 57,264.00	N
PSD 403	EE	10/12/2015	7174	ADULT CORRECTIONS OFFICER III	N	CO-06	10	P	A	1.00	\$43,404.00	1.00	\$ 50,928.00	N
PSD 403	EE	7/16/2014	26424	HUMAN SVCS PROF III	N	SR-20	13	P	A	1.00	\$44,580.00	1.00	\$ 43,812.00	N

Department of Public Safety
Positions Filled from July 1, 2014 to November 30, 2015

Table 15

Prog ID	Sub-Org	Effective Date Position Filled	Position Number	Position Title	Exempt (Y/N)	SR Level	BU Code	T/P	MOF	Budgeted FTE	Budgeted Salary	Actual FTE	Actual Salary	Occupied by 89 Day Hire (Y/N)
PSD 403	EE	2/1/2015	26585	ADULT CORRECTIONS OFFICER IV	N	CO-08	10	P	A	1.00	\$62,640.00	1.00	\$ 57,552.00	N
PSD 403	EE	10/16/2015	29989	CORRECTIONS SUPERVISOR I	N	SR-24	23	P	A	1.00	\$61,062.00	1.00	\$ 62,424.00	N
PSD 403	EE	10/27/2014	33855	ADULT CORRECTIONS OFFICER III	N	CO-06	10	P	A	1.00	\$43,404.00	1.00	\$ 48,576.00	N
PSD 403	EE	5/28/2015	33860	ADULT CORRECTIONS OFFICER RECRUIT	N	CO-04	10	P	A	1.00	\$48,936.00	1.00	\$ 45,156.00	N
PSD 403	EE	2/6/2015	33861	ADULT CORRECTIONS OFFICER RECRUIT	N	CO-04	10	P	A	1.00	\$48,936.00	1.00	\$ 45,156.00	N
PSD 403	EE	10/23/2014	34816	CORRECTIONS RECR SPCLT III	N	SR-20	13	P	A	1.00	\$51,312.00	1.00	\$ 57,720.00	N
PSD 403	EE	2/6/2015	36123	ADULT CORRECTIONS OFFICER RECRUIT	N	CO-04	10	P	A	1.00	\$55,314.00	1.00	\$ 45,156.00	N
PSD 403	EE	9/16/2014	37033	OFFICE ASSISTANT III (CLERK TYPIST II)	N	SR-08	03	P	A	1.00	\$25,668.00	1.00	\$ 26,700.00	N
PSD 403	EE	8/1/2014	37037	ACCOUNT CLERK III	N	SR-11	03	P	A	1.00	\$28,836.00	1.00	\$ 42,684.00	N
PSD 403	EE	7/1/2014	38838	BUILDING MAINTENANCE WORKER II	N	WS-09	01	P	A	1.00	\$52,194.00	1.00	\$ 49,176.00	N
PSD 403	EE	2/17/2015	45551	OFFICE ASSISTANT III (CLERK TYPIST II)	N	SR-08	03	P	A	1.00	\$26,700.00	1.00	\$ 26,700.00	N
PSD 403	EE	8/26/2014	51449	ADULT CORRECTIONS OFFICER V	N	CO-09	20	P	A	1.00	\$55,320.00	1.00	\$ 70,692.00	N
PSD 403	EE	7/16/2014	120926	HUMAN SERVICES PROFESSIONAL IV	N	SR-22	13	P	A	1.00	\$48,228.00	1.00	\$ 47,400.00	N
PSD 404	EF	11/17/2014	24565	ADULT CORRECTIONS OFFICER V	N	CO-09	20	P	A	1.00	\$65,358.00	1.00	\$ 62,172.00	N
PSD 404	EF	5/18/2015	36429	ADULT CORRECTIONS OFFICER IV	N	CO-08	10	P	A	1.00	\$62,640.00	1.00	\$ 57,552.00	N
PSD 404	EF	2/6/2015	36439	ADULT CORRECTIONS OFFICER RECRUIT	N	CO-04	10	P	A	1.00	\$53,088.00	1.00	\$ 45,156.00	N
PSD 404	EF	2/6/2015	36442	ADULT CORRECTIONS OFFICER RECRUIT	N	CO-04	10	P	A	1.00	\$51,054.00	1.00	\$ 45,156.00	N
PSD 404	EF	10/5/2015	36443	ADULT CORRECTIONS OFFICER RECRUIT	N	CO-04	10	P	A	1.00	\$53,088.00	1.00	\$ 46,920.00	N
PSD 404	EF	3/4/2015	36459	SECRETARY II	N	SR-14	63	P	A	1.00	\$41,040.00	1.00	\$ 33,720.00	N
PSD 404	EF	9/2/2014	36459	SECRETARY II	N	SR-14	63	P	A	1.00	\$41,040.00	1.00	\$ 33,720.00	N

Department of Public Safety
Positions Filled from July 1, 2014 to November 30, 2015

Table 15

<u>Prog ID</u>	<u>Sub-Org</u>	<u>Effective Date</u> <u>Position Filled</u>	<u>Position</u> <u>Number</u>	<u>Position Title</u>	<u>Exempt</u> <u>(Y/N)</u>	<u>SR</u> <u>Level</u>	<u>BU Code</u>	<u>T/P</u>	<u>MOF</u>	<u>Budgeted</u> <u>FTE</u>	<u>Budgeted</u> <u>Salary</u>	<u>Actual</u> <u>FTE</u>	<u>Actual</u> <u>Salary</u>	<u>Occupied</u> <u>by 89</u> <u>Day Hire</u> <u>(Y/N)</u>
PSD 404	EF	11/16/2015	37087	ADULT CORRECTIONS OFFICER IV	N	CO-08	10	P	A	1.00	\$62,640.00	1.00	\$ 59,988.00	N
PSD 404	EF	10/5/2015	37097	ADULT CORRECTIONS OFFICER RECRUIT	N	CO-04	10	P	A	1.00	\$53,088.00	1.00	\$ 46,920.00	N
PSD 404	EF	8/3/2015	38303	ADULT CORRECTIONS OFFICER RECRUIT	N	CO-04	10	P	A	1.00	\$48,936.00	1.00	\$ 46,920.00	N
PSD 404	EF	7/28/2014	38303	ADULT CORRECTIONS OFFICER RECRUIT	N	CO-04	10	P	A	1.00	\$48,936.00	1.00	\$ 44,928.00	N
PSD 404	EF	2/6/2015	51763	ADULT CORRECTIONS OFFICER RECRUIT	N	CO-04	10	P	A	1.00	\$53,088.00	1.00	\$ 45,156.00	N
PSD 404	EF	2/6/2015	51767	ADULT CORRECTIONS OFFICER RECRUIT	N	CO-04	10	P	A	1.00	\$53,088.00	1.00	\$ 45,156.00	N
PSD 404	EF	2/6/2015	51768	ADULT CORRECTIONS OFFICER RECRUIT	N	CO-04	10	P	A	1.00	\$53,088.00	1.00	\$ 45,156.00	N
PSD 404	EF	10/5/2015	51769	ADULT CORRECTIONS OFFICER RECRUIT	N	CO-04	10	P	A	1.00	\$53,088.00	1.00	\$ 46,920.00	N
PSD 404	EF	7/28/2014	51770	ADULT CORRECTIONS OFFICER III	N	CO-06	10	P	A	1.00	\$48,936.00	1.00	\$ 44,928.00	N
PSD 404	EF	8/27/2014	53309	SOCIAL WORKER IV	N	SR-22	13	P	A	1.00	\$57,708.00	1.00	\$ 47,400.00	N
PSD 404	EF	8/3/2015	53314	ADULT CORRECTIONS OFFICER RECRUIT	N	CO-04	10	P	A	1.00	\$53,088.00	1.00	\$ 46,920.00	N
PSD 404	EF	8/26/2014	53327	ADULT CORRECTIONS OFFICER IV	N	CO-08	10	P	A	1.00	\$48,948.00	1.00	\$ 57,264.00	N
PSD 404	EF	11/16/2015	53330	ADULT CORRECTIONS OFFICER IV	N	CO-08	10	P	A	1.00	\$62,640.00	1.00	\$ 59,988.00	N
PSD 404	EF	2/6/2015	118634	ADULT CORRECTIONS OFFICER RECRUIT	N	CO-04	10	P	A	1.00	\$51,054.00	1.00	\$ 45,156.00	N
PSD 404	EF	2/6/2015	118635	ADULT CORRECTIONS OFFICER RECRUIT	N	CO-04	10	P	A	1.00	\$51,054.00	1.00	\$ 45,156.00	N
PSD 404	EF	5/1/2015	120424	OFFICE ASSISTANT III	N	SR-08	03	P	A	1.00	\$26,700.00	1.00	\$ 60,012.00	N
PSD 405	EG	5/28/2015	6834	ADULT CORRECTIONS OFFICER RECRUIT	N	CO-04	10	P	A	1.00	\$55,314.00	1.00	\$ 45,156.00	N
PSD 405	EG	7/8/2015	16043	MANAGING ADULT CORRECTIONS OFFICER III	N	EM-05	35	P	A	1.00	\$106,464.00	1.00	\$ 85,164.00	N
PSD 405	EG	10/5/2015	25973	ADULT CORRECTIONS OFFICER RECRUIT	N	CO-04	10	P	A	1.00	\$51,054.00	1.00	\$ 46,920.00	N
PSD 405	EG	2/6/2015	25973	ADULT CORRECTIONS OFFICER RECRUIT	N	CO-04	10	P	A	1.00	\$51,054.00	1.00	\$ 45,156.00	N

Department of Public Safety
Positions Filled from July 1, 2014 to November 30, 2015

Table 15

<u>Prog ID</u>	<u>Sub-Org</u>	<u>Effective Date</u> <u>Position Filled</u>	<u>Position</u> <u>Number</u>	<u>Position Title</u>	<u>Exempt</u> <u>(Y/N)</u>	<u>SR</u> <u>Level</u>	<u>BU Code</u>	<u>T/P</u>	<u>MOF</u>	<u>Budgeted</u> <u>FTE</u>	<u>Budgeted</u> <u>Salary</u>	<u>Actual</u> <u>FTE</u>	<u>Actual</u> <u>Salary</u>	<u>Occupied</u> <u>by 89</u> <u>Day Hire</u> <u>(Y/N)</u>
PSD 405	EG	2/6/2015	25994	ADULT CORRECTIONS OFFICER RECRUIT	N	CO-04	10	P	A	1.00	\$47,040.00	1.00	\$ 45,156.00	N
PSD 405	EG	5/18/2015	29561	ADULT CORRECTIONS OFFICER IV	N	CO-08	10	P	A	1.00	\$62,640.00	1.00	\$ 57,552.00	N
PSD 405	EG	10/1/2014	29564	ADULT CORRECTIONS OFFICER IV	N	CO-08	10	P	A	1.00	\$57,660.00	1.00	\$ 57,264.00	N
PSD 405	EG	5/18/2015	32537	ADULT CORRECTIONS OFFICER IV	N	CO-08	10	P	A	1.00	\$62,640.00	1.00	\$ 57,552.00	N
PSD 405	EG	10/5/2015	33242	ADULT CORRECTIONS OFFICER RECRUIT	N	CO-04	10	P	A	1.00	\$55,314.00	1.00	\$ 46,920.00	N
PSD 405	EG	5/18/2015	33244	ADULT CORRECTIONS OFFICER V	N	CO-09	20	P	A	1.00	\$71,220.00	1.00	\$ 68,016.00	N
PSD 405	EG	5/18/2015	36050	ADULT CORRECTIONS OFFICER IV	N	CO-08	10	P	A	1.00	\$65,358.00	1.00	\$ 57,552.00	N
PSD 405	EG	3/1/2015	36172	ADULT CORRECTIONS OFFICER III	N	CO-06	10	P	A	1.00	\$51,054.00	1.00	\$ 48,816.00	N
PSD 405	EG	5/28/2015	38523	ADULT CORRECTIONS OFFICER RECRUIT	N	CO-04	10	P	A	1.00	\$55,314.00	1.00	\$ 45,156.00	N
PSD 405	EG	4/1/2015	42621	OFFICE ASSISTANT III	N	SR-08	03	P	A	1.00	\$37,980.00	1.00	\$ 26,700.00	N
PSD 405	EG	2/6/2015	49845	ADULT CORRECTIONS OFFICER RECRUIT	N	CO-04	10	P	A	1.00	\$55,314.00	1.00	\$ 45,156.00	N
PSD 405	EG	7/1/2015	49849	ADULT CORRECTIONS OFFICER III	N	CO-06	10	P	A	1.00	\$55,314.00	1.00	\$ 50,928.00	N
PSD 405	EG	5/18/2015	49853	ADULT CORRECTIONS OFFICER IV	N	CO-08	10	P	A	1.00	\$62,640.00	1.00	\$ 59,988.00	N
PSD 405	EG	5/28/2015	51408	ADULT CORRECTIONS OFFICER RECRUIT	N	CO-04	10	P	A	1.00	\$48,936.00	1.00	\$ 45,156.00	N
PSD 405	EG	5/28/2015	51409	ADULT CORRECTIONS OFFICER RECRUIT	N	CO-04	10	P	A	1.00	\$53,088.00	1.00	\$ 45,156.00	N
PSD 405	EG	10/5/2015	51413	ADULT CORRECTIONS OFFICER RECRUIT	N	CO-04	10	P	A	1.00	\$53,088.00	1.00	\$ 46,920.00	N
PSD 405	EG	5/28/2015	51417	ADULT CORRECTIONS OFFICER RECRUIT	N	CO-04	10	P	A	1.00	\$53,088.00	1.00	\$ 45,156.00	N
PSD 405	EG	5/28/2015	51437	ADULT CORRECTIONS OFFICER RECRUIT	N	CO-04	10	P	A	1.00	\$53,088.00	1.00	\$ 45,156.00	N
PSD 405	EG	9/2/2014	112897	HUMAN SERVICES PROFESSIONAL IV	N	SR-22	13	P	A	1.00	\$43,824.00	1.00	\$ 55,488.00	N
PSD 405	EG	8/26/2014	118645	ADULT CORRECTIONS OFFICER V	N	CO-09	20	P	A	1.00	\$50,904.00	1.00	\$ 62,172.00	N

Department of Public Safety
Positions Filled from July 1, 2014 to November 30, 2015

Table 15

Prog ID	Sub-Org	Effective Date Position Filled	Position Number	Position Title	Exempt (Y/N)	SR Level	BU Code	T/P	MOF	Budgeted FTE	Budgeted Salary	Actual FTE	Actual Salary	Occupied by 89 Day Hire (Y/N)
PSD 405	EG	2/6/2015	118648	ADULT CORRECTIONS OFFICER RECRUIT	N	CO-04	10	P	A	1.00	\$48,936.00	1.00	\$ 45,156.00	N
PSD 405	EG	2/6/2015	118650	ADULT CORRECTIONS OFFICER RECRUIT	N	CO-04	10	P	A	1.00	\$51,054.00	1.00	\$ 45,156.00	N
PSD 405	EG	11/17/2014	121539	ADULT CORRECTIONS OFFICER V	N	CO-09	20	P	A	1.00	\$35,544.00	1.00	\$ 62,172.00	N
PSD 405	EG	8/24/2015	121600	BUILDING MAINTENANCE SUPERVISOR I	N	F1-09	02	P	A	1.00	\$42,132.00	1.00	\$ 53,748.00	N
PSD 406	EH	11/17/2014	6031	ADULT CORRECTIONS OFFICER IV	N	CO-08	10	P	A	1.00	\$60,138.00	1.00	\$ 57,264.00	N
PSD 406	EH	9/16/2015	7294	ACCOUNT CLERK IV	N	SR-13	03	P	A	1.00	\$32,460.00	1.00	\$ 32,460.00	N
PSD 406	EH	3/16/2015	28817	BUILDING MAINTENANCE WORKER I	N	BC-09	01	P	A	1.00	\$49,182.00	1.00	\$ 47,268.00	N
PSD 406	EH	2/6/2015	31580	ADULT CORRECTIONS OFFICER RECRUIT	N	CO-04	10	P	A	1.00	\$51,054.00	1.00	\$ 45,156.00	N
PSD 406	EH	8/3/2015	34803	ADULT CORRECTIONS OFFICER RECRUIT	N	CO-04	10	P	A	1.00	\$53,088.00	1.00	\$ 46,920.00	N
PSD 406	EH	9/2/2014	36150	ADULT CORRECTIONS OFFICER III	N	CO-06	10	P	A	1.00	\$43,404.00	1.00	\$ 44,928.00	N
PSD 406	EH	6/22/2015	40748	ADULT CORRECTIONS OFFICER V	N	CO-09	20	P	A	1.00	\$68,184.00	1.00	\$ 68,016.00	N
PSD 406	EH	9/2/2014	45577	ADULT CORRECTIONS OFFICER III	N	CO-06	10	P	A	1.00	\$43,404.00	1.00	\$ 44,928.00	N
PSD 406	EH	9/2/2014	45579	ADULT CORRECTIONS OFFICER III	N	CO-06	10	P	A	1.00	\$25,620.00	1.00	\$ 44,928.00	N
PSD 406	EH	10/5/2015	45581	ADULT CORRECTIONS OFFICER RECRUIT	N	CO-04	10	P	A	1.00	\$53,088.00	1.00	\$ 46,920.00	N
PSD 406	EH	9/2/2014	45582	ADULT CORRECTIONS OFFICER III	N	CO-06	10	P	A	1.00	\$43,404.00	1.00	\$ 44,928.00	N
PSD 406	EH	9/2/2014	47201	ADULT CORRECTIONS OFFICER RECRUIT	N	CO-04	10	P	A	1.00	\$45,108.00	1.00	\$ 44,928.00	N
PSD 406	EH	8/3/2015	47201	ADULT CORRECTIONS OFFICER RECRUIT	N	CO-04	10	P	A	1.00	\$45,108.00	1.00	\$ 46,920.00	N
PSD 406	EH	4/10/2015	48361	ADULT CORRECTIONS OFFICER III	N	CO-06	10	P	A	1.00	\$55,314.00	1.00	\$ 48,816.00	N
PSD 406	EH	8/3/2015	48364	ADULT CORRECTIONS OFFICER RECRUIT	N	CO-04	10	P	A	1.00	\$53,088.00	1.00	\$ 46,920.00	N

Department of Public Safety
Positions Filled from July 1, 2014 to November 30, 2015

Table 15

<u>Prog ID</u>	<u>Sub-Org</u>	<u>Effective Date</u> <u>Position Filled</u>	<u>Position</u> <u>Number</u>	<u>Position Title</u>	<u>Exempt</u> <u>(Y/N)</u>	<u>SR</u> <u>Level</u>	<u>BU Code</u>	<u>T/P</u>	<u>MOF</u>	<u>Budgeted</u> <u>FTE</u>	<u>Budgeted</u> <u>Salary</u>	<u>Actual</u> <u>FTE</u>	<u>Actual</u> <u>Salary</u>	<u>Occupied</u> <u>by 89</u> <u>Day Hire</u> <u>(Y/N)</u>
PSD 406	EH	10/5/2015	48371	ADULT CORRECTIONS OFFICER RECRUIT	N	CO-04	10	P	A	1.00	\$43,404.00	1.00	\$ 46,920.00	N
PSD 406	EH	9/2/2014	48371	ADULT CORRECTIONS OFFICER RECRUIT	N	CO-04	10	P	A	1.00	\$43,404.00	1.00	\$ 44,928.00	N
PSD 406	EH	8/3/2015	48372	ADULT CORRECTIONS OFFICER RECRUIT	N	CO-04	10	P	A	1.00	\$53,088.00	1.00	\$ 46,920.00	N
PSD 406	EH	9/2/2014	48375	ADULT CORRECTIONS OFFICER III	N	CO-06	10	P	A	1.00	\$43,404.00	1.00	\$ 44,928.00	N
PSD 406	EH	10/5/2015	48378	ADULT CORRECTIONS OFFICER RECRUIT	N	CO-04	10	P	A	1.00	\$55,314.00	1.00	\$ 46,920.00	N
PSD 406	EH	9/2/2014	48380	ADULT CORRECTIONS OFFICER III	N	CO-06	10	P	A	1.00	\$43,404.00	1.00	\$ 44,928.00	N
PSD 406	EH	9/2/2014	48383	ADULT CORRECTIONS OFFICER III	N	CO-06	10	P	A	1.00	\$37,320.00	1.00	\$ 44,928.00	N
PSD 406	EH	9/2/2014	48386	ADULT CORRECTIONS OFFICER III	N	CO-06	10	P	A	1.00	\$43,404.00	1.00	\$ 44,928.00	N
PSD 406	EH	8/3/2015	48392	ADULT CORRECTIONS OFFICER RECRUIT	N	CO-04	10	P	A	1.00	\$47,040.00	1.00	\$ 46,920.00	N
PSD 406	EH	9/2/2014	48393	ADULT CORRECTIONS OFFICER III	N	CO-06	10	P	A	1.00	\$43,404.00	1.00	\$ 44,928.00	N
PSD 406	EH	12/5/2014	48397	ADULT CORRECTIONS OFFICER III	N	CO-06	10	P	A	1.00	\$53,088.00	1.00	\$ 48,576.00	N
PSD 406	EH	2/6/2015	48399	ADULT CORRECTIONS OFFICER RECRUIT	N	CO-04	10	P	A	1.00	\$48,936.00	1.00	\$ 45,156.00	N
PSD 406	EH	9/2/2014	48401	ADULT CORRECTIONS OFFICER III	N	CO-06	10	P	A	1.00	\$43,404.00	1.00	\$ 44,928.00	N
PSD 406	EH	9/2/2014	48406	ADULT CORRECTIONS OFFICER III	N	CO-06	10	P	A	1.00	\$43,404.00	1.00	\$ 44,928.00	N
PSD 406	EH	9/2/2014	48415	ADULT CORRECTIONS OFFICER III	N	CO-06	10	P	A	1.00	\$43,404.00	1.00	\$ 44,928.00	N
PSD 406	EH	9/2/2014	48417	ADULT CORRECTIONS OFFICER III	N	CO-06	10	P	A	1.00	\$43,404.00	1.00	\$ 44,928.00	N
PSD 406	EH	8/10/2015	49278	HUMAN SERVICES PROFESSIONAL IV	N	SR-22	13	P	A	1.00	\$56,460.00	1.00	\$ 47,400.00	N
PSD 406	EH	10/5/2015	49900	ADULT CORRECTIONS OFFICER RECRUIT	N	CO-04	10	P	A	1.00	\$53,088.00	1.00	\$ 46,920.00	N
PSD 406	EH	9/2/2014	49903	ADULT CORRECTIONS OFFICER III	N	CO-06	10	P	A	1.00	\$43,404.00	1.00	\$ 44,928.00	N

Department of Public Safety
Positions Filled from July 1, 2014 to November 30, 2015

Table 15

<u>Prog ID</u>	<u>Sub-Org</u>	<u>Effective Date</u> <u>Position Filled</u>	<u>Position</u> <u>Number</u>	<u>Position Title</u>	<u>Exempt</u> <u>(Y/N)</u>	<u>SR</u> <u>Level</u>	<u>BU Code</u>	<u>T/P</u>	<u>MOF</u>	<u>Budgeted</u> <u>FTE</u>	<u>Budgeted</u> <u>Salary</u>	<u>Actual</u> <u>FTE</u>	<u>Actual</u> <u>Salary</u>	<u>Occupied</u> <u>by 89</u> <u>Day Hire</u> <u>(Y/N)</u>
PSD 406	EH	6/22/2015	49911	ADULT CORRECTIONS OFFICER IV	N	CO-08	10	P	A	1.00	\$65,358.00	1.00	\$ 57,552.00	N
PSD 406	EH	2/18/2015	51673	ADULT CORRECTIONS OFFICER VI	N	CO-10	90	P	A	1.00	\$71,220.00	1.00	\$ 68,016.00	N
PSD 406	EH	9/2/2014	55239	ADULT CORRECTIONS OFFICER RECRUIT	N	CO-04	10	P	A	1.00	\$43,404.00	1.00	\$ 44,928.00	N
PSD 406	EH	8/3/2015	55239	ADULT CORRECTIONS OFFICER RECRUIT	N	CO-04	10	P	A	1.00	\$43,404.00	1.00	\$ 46,920.00	N
PSD 407	EC	6/24/2015	2319	HUMAN SERVICES PROFESSIONAL III	N	SR-20	13	P	A	1.00	\$44,580.00	1.00	\$ 43,812.00	N
PSD 407	EC	11/10/2014	2564	ADULT CORRECTIONS OFFICER VI	N	CO-10	90	P	A	1.00	\$55,388.00	1.00	\$ 73,680.00	N
PSD 407	EC	4/1/2015	2566	INSTITUTION FACILITIES SUPERINTENDENT II	N	SR-24	04	P	A	1.00	\$58,416.00	1.00	\$ 56,172.00	N
PSD 407	EC	10/5/2015	2572	ADULT CORRECTIONS OFFICER RECRUIT	N	CO-04	10	P	A	1.00	\$53,088.00	1.00	\$ 46,920.00	N
PSD 407	EC	5/28/2015	2586	ADULT CORRECTIONS OFFICER RECRUIT	N	CO-04	10	P	A	1.00	\$55,314.00	1.00	\$ 45,156.00	N
PSD 407	EC	9/19/2014	8877	ADULT CORRECTIONS OFFICER III	N	CO-06	10	P	A	1.00	\$53,088.00	1.00	\$ 48,576.00	N
PSD 407	EC	7/28/2014	9736	ADULT CORRECTIONS OFFICER III	N	CO-06	10	P	A	1.00	\$48,936.00	1.00	\$ 44,928.00	N
PSD 407	EC	10/5/2015	11827	ADULT CORRECTIONS OFFICER RECRUIT	N	CO-04	10	P	A	1.00	\$53,088.00	1.00	\$ 46,920.00	N
PSD 407	EC	11/3/2014	12660	PROPERTY & SERVICES SUPERVISOR	N	SR-15	04	P	A	1.00	\$40,129.00	1.00	\$ 42,684.00	N
PSD 407	EC	1/5/2015	12823	ADULT CORRECTIONS OFFICER RECRUIT	N	CO-04	10	P	A	1.00	\$53,088.00	1.00	\$ 45,156.00	N
PSD 407	EC	8/3/2015	12823	ADULT CORRECTIONS OFFICER RECRUIT	N	CO-04	10	P	A	1.00	\$53,088.00	1.00	\$ 46,920.00	N
PSD 407	EC	10/5/2015	12826	ADULT CORRECTIONS OFFICER RECRUIT	N	CO-04	10	P	A	1.00	\$53,088.00	1.00	\$ 46,920.00	N
PSD 407	EC	10/5/2015	12830	ADULT CORRECTIONS OFFICER RECRUIT	N	CO-04	10	P	A	1.00	\$53,088.00	1.00	\$ 46,920.00	N
PSD 407	EC	5/18/2015	22577	ADULT CORRECTIONS OFFICER IV	N	CO-08	10	P	A	1.00	\$48,948.00	1.00	\$ 57,552.00	N
PSD 407	EC	1/7/2015	25518	ADULT CORRECTIONS OFFICER III	N	CO-06	10	P	A	1.00	\$53,088.00	1.00	\$ 48,816.00	N

Department of Public Safety
Positions Filled from July 1, 2014 to November 30, 2015

Table 15

<u>Prog ID</u>	<u>Sub-Org</u>	<u>Effective Date</u> <u>Position Filled</u>	<u>Position</u> <u>Number</u>	<u>Position Title</u>	<u>Exempt</u> <u>(Y/N)</u>	<u>SR</u> <u>Level</u>	<u>BU Code</u>	<u>T/P</u>	<u>MOF</u>	<u>Budgeted</u> <u>FTE</u>	<u>Budgeted</u> <u>Salary</u>	<u>Actual</u> <u>FTE</u>	<u>Actual</u> <u>Salary</u>	<u>Occupied</u> <u>by 89</u> <u>Day Hire</u> <u>(Y/N)</u>
PSD 407	EC	7/28/2014	25523	ADULT CORRECTIONS OFFICER III	N	CO-06	10	P	A	1.00	\$48,936.00	1.00	\$ 44,928.00	N
PSD 407	EC	5/18/2015	26234	ADULT CORRECTIONS OFFICER IV	N	CO-08	10	P	A	1.00	\$55,320.00	1.00	\$ 57,552.00	N
PSD 407	EC	5/18/2015	26235	ADULT CORRECTIONS OFFICER IV	N	CO-08	10	P	A	1.00	\$55,320.00	1.00	\$ 57,552.00	N
PSD 407	EC	11/8/2015	26246	ADULT CORRECTIONS OFFICER III	N	CO-06	10	P	A	1.00	\$53,088.00	1.00	\$ 55,176.00	N
PSD 407	EC	6/24/2015	27184	OFFICE ASSISTANT III (CLERK TYPIST II)	N	SR-08	03	P	A	1.00	\$32,460.00	1.00	\$ 26,700.00	N
PSD 407	EC	7/28/2014	28911	ADULT CORRECTIONS OFFICER III	N	CO-06	10	P	A	1.00	\$48,936.00	1.00	\$ 44,928.00	N
PSD 407	EC	7/13/2014	30788	ADULT CORRECTIONS OFFICER RECRUIT	N	CO-04	10	P	A	1.00	\$53,088.00	1.00	\$ 48,576.00	N
PSD 407	EC	1/5/2015	30788	ADULT CORRECTIONS OFFICER RECRUIT	N	CO-04	10	P	A	1.00	\$53,088.00	1.00	\$ 44,928.00	N
PSD 407	EC	8/3/2015	30796	ADULT CORRECTIONS OFFICER RECRUIT	N	CO-04	10	P	A	1.00	\$55,314.00	1.00	\$ 46,920.00	N
PSD 407	EC	8/3/2015	30799	ADULT CORRECTIONS OFFICER RECRUIT	N	CO-04	10	P	A	1.00	\$55,314.00	1.00	\$ 46,920.00	N
PSD 407	EC	5/18/2015	31132	ADULT CORRECTIONS OFFICER IV	N	CO-08	10	P	A	1.00	\$48,948.00	1.00	\$ 57,552.00	N
PSD 407	EC	5/18/2015	31141	ADULT CORRECTIONS OFFICER IV	N	CO-08	10	P	A	1.00	\$65,358.00	1.00	\$ 57,552.00	N
PSD 407	EC	11/16/2015	31143	ADULT CORRECTIONS OFFICER IV	N	CO-08	10	P	A	1.00	\$62,640.00	1.00	\$ 59,988.00	N
PSD 407	EC	5/29/2015	31143	ADULT CORRECTIONS OFFICER IV	N	CO-08	10	P	A	1.00	\$62,640.00	1.00	\$ 57,552.00	N
PSD 407	EC	6/22/2015	31151	ADULT CORRECTIONS OFFICER IV	N	CO-08	10	P	A	1.00	\$62,640.00	1.00	\$ 59,988.00	N
PSD 407	EC	11/17/2014	31152	ADULT CORRECTIONS OFFICER IV	N	CO-08	10	P	A	1.00	\$55,320.00	1.00	\$ 57,264.00	N
PSD 407	EC	8/3/2015	31361	ADULT CORRECTIONS OFFICER RECRUIT	N	CO-04	10	P	A	1.00	\$53,088.00	1.00	\$ 46,920.00	N
PSD 407	EC	11/17/2014	31753	ADULT CORRECTIONS OFFICER V	N	CO-09	20	P	A	1.00	\$71,220.00	1.00	\$ 67,680.00	N
PSD 407	EC	11/17/2014	31802	CORRECTIONS SUPERVISOR II	N	SR-26	93	P	A	1.00	\$77,292.00	1.00	\$ 70,188.00	N

Department of Public Safety
Positions Filled from July 1, 2014 to November 30, 2015

Table 15

<u>Prog ID</u>	<u>Sub-Org</u>	<u>Effective Date</u> <u>Position Filled</u>	<u>Position</u> <u>Number</u>	<u>Position Title</u>	<u>Exempt</u> <u>(Y/N)</u>	<u>SR</u> <u>Level</u>	<u>BU Code</u>	<u>T/P</u>	<u>MOF</u>	<u>Budgeted</u> <u>FTE</u>	<u>Budgeted</u> <u>Salary</u>	<u>Actual</u> <u>FTE</u>	<u>Actual</u> <u>Salary</u>	<u>Occupied</u> <u>by 89</u> <u>Day Hire</u> <u>(Y/N)</u>
PSD 407	EC	10/5/2015	32576	ADULT CORRECTIONS OFFICER RECRUIT	N	CO-04	10	P	A	1.00	\$53,088.00	1.00	\$ 46,920.00	N
PSD 407	EC	6/22/2015	32717	ADULT CORRECTIONS OFFICER IV	N	CO-08	10	P	A	1.00	\$65,358.00	1.00	\$ 57,552.00	N
PSD 407	EC	5/18/2015	32719	ADULT CORRECTIONS OFFICER IV	N	CO-08	10	P	A	1.00	\$65,358.00	1.00	\$ 57,552.00	N
PSD 407	EC	11/16/2015	32724	ADULT CORRECTIONS OFFICER IV	N	CO-08	10	P	A	1.00	\$62,640.00	1.00	\$ 59,988.00	N
PSD 407	EC	11/2/2015	34117	JANITOR SUPERVISOR I	N	F1-02	02	P	A	1.00	\$39,684.00	1.00	\$ 40,596.00	N
PSD 407	EC	1/5/2015	34260	ADULT CORRECTIONS OFFICER RECRUIT	N	CO-04	10	P	A	1.00	\$53,088.00	1.00	\$ 44,928.00	N
PSD 407	EC	10/5/2015	34264	ADULT CORRECTIONS OFFICER RECRUIT	N	CO-04	10	P	A	1.00	\$53,088.00	1.00	\$ 46,920.00	N
PSD 407	EC	10/5/2015	34276	ADULT CORRECTIONS OFFICER RECRUIT	N	CO-04	10	P	A	1.00	\$53,088.00	1.00	\$ 46,920.00	N
PSD 407	EC	11/17/2014	34278	ADULT CORRECTIONS OFFICER V	N	CO-09	20	P	A	1.00	\$71,220.00	1.00	\$ 62,172.00	N
PSD 407	EC	10/5/2015	34287	ADULT CORRECTIONS OFFICER RECRUIT	N	CO-04	10	P	A	1.00	\$53,088.00	1.00	\$ 46,920.00	N
PSD 407	EC	1/21/2015	34421	HUMAN SERVICES PROFESSIONAL III	N	SR-20	13	P	A	1.00	\$44,580.00	1.00	\$ 43,812.00	N
PSD 407	EC	11/17/2014	34506	ADULT CORRECTIONS OFFICER V	N	CO-09	20	P	A	1.00	\$71,220.00	1.00	\$ 62,172.00	N
PSD 407	EC	5/28/2015	34507	ADULT CORRECTIONS OFFICER RECRUIT	N	CO-04	10	P	A	1.00	\$47,040.00	1.00	\$ 45,156.00	N
PSD 407	EC	7/28/2014	34517	ADULT CORRECTIONS OFFICER III	N	CO-06	10	P	A	1.00	\$48,936.00	1.00	\$ 44,928.00	N
PSD 407	EC	10/5/2015	34530	ADULT CORRECTIONS OFFICER RECRUIT	N	CO-04	10	P	A	1.00	\$53,088.00	1.00	\$ 46,920.00	N
PSD 407	EC	7/28/2014	34532	ADULT CORRECTIONS OFFICER III	N	CO-06	10	P	A	1.00	\$48,936.00	1.00	\$ 44,928.00	N
PSD 407	EC	7/28/2014	34535	ADULT CORRECTIONS OFFICER III	N	CO-06	10	P	A	1.00	\$48,936.00	1.00	\$ 44,928.00	N
PSD 407	EC	7/28/2014	34540	ADULT CORRECTIONS OFFICER III	N	CO-06	10	P	A	1.00	\$48,936.00	1.00	\$ 44,928.00	N
PSD 407	EC	7/28/2014	34551	ADULT CORRECTIONS OFFICER III	N	CO-06	10	P	A	1.00	\$48,936.00	1.00	\$ 44,928.00	N
PSD 407	EC	6/1/2015	34592	CORRECTIONS SUPERVISOR I	N	SR-24	23	P	A	1.00	\$66,054.00	1.00	\$ 64,920.00	N

Department of Public Safety
Positions Filled from July 1, 2014 to November 30, 2015

Table 15

<u>Prog ID</u>	<u>Sub-Org</u>	<u>Effective Date</u> <u>Position Filled</u>	<u>Position</u> <u>Number</u>	<u>Position Title</u>	<u>Exempt</u> <u>(Y/N)</u>	<u>SR</u> <u>Level</u>	<u>BU Code</u>	<u>T/P</u>	<u>MOF</u>	<u>Budgeted</u> <u>FTE</u>	<u>Budgeted</u> <u>Salary</u>	<u>Actual</u> <u>FTE</u>	<u>Actual</u> <u>Salary</u>	<u>Occupied</u> <u>by 89</u> <u>Day Hire</u> <u>(Y/N)</u>
PSD 407	EC	11/8/2015	34612	ADULT CORRECTIONS OFFICER IV	N	CO-08	10	P	A	1.00	\$62,640.00	1.00	\$ 59,988.00	N
PSD 407	EC	10/1/2014	34745	BUILDING MAINTENANCE WORKER II	N	WS-09	01	P	A	1.00	\$47,268.00	1.00	\$ 49,176.00	N
PSD 407	EC	1/5/2015	35608	ADULT CORRECTIONS OFFICER RECRUIT	N	CO-04	10	P	A	1.00	\$55,314.00	1.00	\$ 44,928.00	N
PSD 407	EC	10/5/2015	36026	ADULT CORRECTIONS OFFICER RECRUIT	N	CO-04	10	P	A	1.00	\$53,088.00	1.00	\$ 46,920.00	N
PSD 407	EC	3/6/2015	36035	ADULT CORRECTIONS OFFICER III	N	CO-06	10	P	A	1.00	\$53,088.00	1.00	\$ 48,816.00	N
PSD 407	EC	7/28/2014	36049	ADULT CORRECTIONS OFFICER III	N	CO-06	10	P	A	1.00	\$48,936.00	1.00	\$ 44,928.00	N
PSD 407	EC	1/5/2015	36152	ADULT CORRECTIONS OFFICER RECRUIT	N	CO-04	10	P	A	1.00	\$53,088.00	1.00	\$ 44,928.00	N
PSD 407	EC	1/5/2015	36169	ADULT CORRECTIONS OFFICER RECRUIT	N	CO-04	10	P	A	1.00	\$53,088.00	1.00	\$ 44,928.00	N
PSD 407	EC	1/5/2015	36176	ADULT CORRECTIONS OFFICER RECRUIT	N	CO-04	10	P	A	1.00	\$55,314.00	1.00	\$ 44,928.00	N
PSD 407	EC	8/25/2014	36591	HUMAN SERVICES PROFESSIONAL III	N	SR-20	13	P	A	1.00	\$42,132.00	1.00	\$ 43,812.00	N
PSD 407	EC	9/1/2015	37172	OFFICE ASSISTANT III	N	SR-08	03	P	A	1.00	\$26,700.00	1.00	\$ 26,700.00	N
PSD 407	EC	5/18/2015	38665	ADULT CORRECTIONS OFFICER IV	N	CO-08	10	P	A	1.00	\$60,138.00	1.00	\$ 57,552.00	N
PSD 407	EC	12/8/2014	38785	SECRETARY II	N	SR-14	63	P	A	1.00	\$48,024.00	1.00	\$ 35,112.00	N
PSD 407	EC	6/1/2015	46424	BUILDING MAINTENANCE HELPER	N	BC-05	01	P	A	1.00	\$40,815.00	1.00	\$ 40,008.00	N
PSD 407	EC	12/16/2014	46667	BUILDING MAINTENANCE SUPERVISOR I	N	F1-09	02	P	A	1.00	\$52,548.00	1.00	\$ 51,516.00	N
PSD 407	EC	6/22/2015	46667	BUILDING MAINTENANCE SUPERVISOR I	N	F1-09	02	P	A	1.00	\$52,548.00	1.00	\$ 54,660.00	N
PSD 407	EC	1/5/2015	51712	ADULT CORRECTIONS OFFICER RECRUIT	N	CO-04	10	P	A	1.00	\$51,054.00	1.00	\$ 44,928.00	N
PSD 407	EC	9/1/2015	51716	BUILDING MAINTENANCE WORKER II	N	WS-09	01	P	A	1.00	\$52,194.00	1.00	\$ 48,180.00	N

Department of Public Safety
Positions Filled from July 1, 2014 to November 30, 2015

Table 15

<u>Prog ID</u>	<u>Sub-Org</u>	<u>Effective Date</u> <u>Position Filled</u>	<u>Position</u> <u>Number</u>	<u>Position Title</u>	<u>Exempt</u> <u>(Y/N)</u>	<u>SR</u> <u>Level</u>	<u>BU Code</u>	<u>T/P</u>	<u>MOF</u>	<u>Budgeted</u> <u>FTE</u>	<u>Budgeted</u> <u>Salary</u>	<u>Actual</u> <u>FTE</u>	<u>Actual</u> <u>Salary</u>	<u>Occupied</u> <u>by 89</u> <u>Day Hire</u> <u>(Y/N)</u>
PSD 407	EC	1/5/2015	112670	ADULT CORRECTIONS OFFICER RECRUIT	N	CO-04	10	P	A	1.00	\$51,054.00	1.00	\$ 44,928.00	N
PSD 407	EC	1/5/2015	112673	ADULT CORRECTIONS OFFICER RECRUIT	N	CO-04	10	P	A	1.00	\$51,054.00	1.00	\$ 44,928.00	N
PSD 407	EC	8/3/2015	117996	ADULT CORRECTIONS OFFICER RECRUIT	N	CO-04	10	P	A	1.00	\$51,054.00	1.00	\$ 46,920.00	N
PSD 407	EC	7/20/2014	117998	ADULT CORRECTIONS OFFICER III	N	CO-06	10	P	A	1.00	\$53,088.00	1.00	\$ 48,576.00	N
PSD 407	EC	5/28/2015	121447	ADULT CORRECTIONS OFFICER RECRUIT	N	CO-04	10	P	A	1.00	\$25,668.00	1.00	\$ 45,156.00	N
PSD 407	EC	1/5/2015	121447	ADULT CORRECTIONS OFFICER RECRUIT	N	CO-04	10	P	A	1.00	\$25,668.00	1.00	\$ 45,156.00	N
PSD 407	EC	1/5/2015	121448	ADULT CORRECTIONS OFFICER RECRUIT	N	CO-04	10	P	A	1.00	\$48,432.00	1.00	\$ 44,928.00	N
PSD 407	EC	1/5/2015	121449	ADULT CORRECTIONS OFFICER RECRUIT	N	CO-04	10	P	A	1.00	\$48,432.00	1.00	\$ 44,928.00	N
PSD 407	EC	5/28/2015	121449	ADULT CORRECTIONS OFFICER RECRUIT	N	CO-04	10	P	A	1.00	\$48,432.00	1.00	\$ 45,156.00	N
PSD 407	EC	1/5/2015	121450	ADULT CORRECTIONS OFFICER RECRUIT	N	CO-04	10	P	A	1.00	\$48,432.00	1.00	\$ 44,928.00	N
PSD 407	EC	1/5/2015	121451	ADULT CORRECTIONS OFFICER RECRUIT	N	CO-04	10	P	A	1.00	\$48,432.00	1.00	\$ 44,928.00	N
PSD 407	EC	1/5/2015	121452	ADULT CORRECTIONS OFFICER RECRUIT	N	CO-04	10	P	A	1.00	\$48,432.00	1.00	\$ 44,928.00	N
PSD 408	EI	5/18/2015	8180	ADULT CORRECTIONS OFFICER V	N	CO-09	20	P	A	1.00	\$71,220.00	1.00	\$ 68,016.00	N
PSD 408	EI	5/28/2015	28369	ADULT CORRECTIONS OFFICER RECRUIT	N	CO-04	10	P	A	1.00	\$51,054.00	1.00	\$ 45,156.00	N
PSD 408	EI	10/5/2015	28369	ADULT CORRECTIONS OFFICER RECRUIT	N	CO-04	10	P	A	1.00	\$51,054.00	1.00	\$ 46,920.00	N
PSD 408	EI	2/6/2015	28369	ADULT CORRECTIONS OFFICER RECRUIT	N	CO-04	10	P	A	1.00	\$51,054.00	1.00	\$ 45,156.00	N
PSD 408	EI	6/22/2015	28372	ADULT CORRECTIONS OFFICER III	N	CO-06	10	P	A	1.00	\$53,088.00	1.00	\$ 48,816.00	N
PSD 408	EI	6/1/2015	28409	BUILDING MAINTENANCE HELPER	N	BC-05	01	P	A	1.00	\$40,815.00	1.00	\$ 40,008.00	N
PSD 408	EI	5/18/2015	31870	ADULT CORRECTIONS OFFICER IV	N	CO-08	10	P	A	1.00	\$65,358.00	1.00	\$ 57,552.00	N

Department of Public Safety
Positions Filled from July 1, 2014 to November 30, 2015

Table 15

Prog ID	Sub-Org	Effective Date Position Filled	Position Number	Position Title	Exempt (Y/N)	SR Level	BU Code	T/P	MOF	Budgeted FTE	Budgeted Salary	Actual FTE	Actual Salary	Occupied by 89 Day Hire (Y/N)
PSD 408	EI	7/28/2014	36250	ADULT CORRECTIONS OFFICER III	N	CO-06	10	P	A	1.00	\$48,936.00	1.00	\$ 44,928.00	N
PSD 408	EI	10/5/2015	36401	ADULT CORRECTIONS OFFICER RECRUIT	N	CO-04	10	P	A	1.00	\$53,088.00	1.00	\$ 46,920.00	N
PSD 408	EI	7/1/2015	43382	OFFICE ASSISTANT IV (CLERK IV)	N	SR-10	03	P	A	1.00	\$35,064.00	1.00	\$ 42,684.00	N
PSD 408	EI	7/28/2014	49890	ADULT CORRECTIONS OFFICER III	N	CO-06	10	P	A	1.00	\$48,936.00	1.00	\$ 44,928.00	N
PSD 408	EI	5/18/2015	49896	ADULT CORRECTIONS OFFICER IV	N	CO-08	10	P	A	1.00	\$62,640.00	1.00	\$ 57,552.00	N
PSD 408	EI	7/28/2014	113255	ADULT CORRECTIONS OFFICER III	N	CO-06	10	P	A	1.00	\$48,936.00	1.00	\$ 44,928.00	N
PSD 408	EI	2/6/2015	113256	ADULT CORRECTIONS OFFICER RECRUIT	N	CO-04	10	P	A	1.00	\$51,054.00	1.00	\$ 45,228.00	N
PSD 408	EI	7/28/2014	121127	ADULT CORRECTIONS OFFICER III	N	CO-06	10	P	A	1.00	\$46,932.00	1.00	\$ 44,928.00	N
PSD 408	EI	7/28/2014	121128	ADULT CORRECTIONS OFFICER III	N	CO-06	10	P	A	1.00	\$46,932.00	1.00	\$ 44,928.00	N
PSD 408	EI	7/28/2014	121129	ADULT CORRECTIONS OFFICER III	N	CO-06	10	P	A	1.00	\$46,932.00	1.00	\$ 44,928.00	N
PSD 408	EI	7/28/2014	121130	ADULT CORRECTIONS OFFICER III	N	CO-06	10	P	A	1.00	\$46,932.00	1.00	\$ 44,928.00	N
PSD 408	EI	7/28/2014	121131	ADULT CORRECTIONS OFFICER RECRUIT	N	CO-04	10	P	A	1.00	\$46,932.00	1.00	\$ 44,928.00	N
PSD 408	EI	2/6/2015	121131	ADULT CORRECTIONS OFFICER RECRUIT	N	CO-04	10	P	A	1.00	\$46,932.00	1.00	\$ 45,156.00	N
PSD 409	EK	7/28/2014	8185	ADULT CORRECTIONS OFFICER III	N	CO-06	10	P	A	1.00	\$48,936.00	1.00	\$ 44,928.00	N
PSD 409	EK	10/1/2015	16042	CORRECTIONS MANAGER III	N	EM-05	35	P	A	1.00	\$77,928.00	1.00	\$ 102,312.00	N
PSD 409	EK	7/8/2015	30874	CORRECTIONS SUPERVISOR I	N	SR-24	23	P	A	1.00	\$80,376.00	1.00	\$ 60,012.00	N
PSD 409	EK	10/5/2015	34499	ADULT CORRECTIONS OFFICER RECRUIT	N	CO-04	10	P	A	1.00	\$53,088.00	1.00	\$ 46,920.00	N
PSD 409	EK	2/6/2015	34500	ADULT CORRECTIONS OFFICER RECRUIT	N	CO-04	10	P	A	1.00	\$53,088.00	1.00	\$ 45,156.00	N
PSD 409	EK	2/6/2015	34508	ADULT CORRECTIONS OFFICER RECRUIT	N	CO-04	10	P	A	1.00	\$32,349.00	1.00	\$ 45,156.00	N
PSD 409	EK	7/15/2015	35405	SECRETARY II	N	SR-14	63	P	A	1.00	\$39,492.00	1.00	\$ 33,720.00	N

Department of Public Safety
Positions Filled from July 1, 2014 to November 30, 2015

Table 15

Prog ID	Sub-Org	Effective Date Position Filled	Position Number	Position Title	Exempt (Y/N)	SR Level	BU Code	T/P	MOF	Budgeted FTE	Budgeted Salary	Actual FTE	Actual Salary	Occupied by 89 Day Hire (Y/N)
PSD 409	EK	5/18/2015	35598	ADULT CORRECTIONS OFFICER V	N	CO-09	20	P	A	1.00	\$71,220.00	1.00	\$ 62,484.00	N
PSD 409	EK	10/1/2015	35628	ADULT CORRECTIONS OFFICER VI	N	CO-10	90	P	A	1.00	\$74,238.00	1.00	\$ 74,052.00	N
PSD 409	EK	8/3/2015	36234	ADULT CORRECTIONS OFFICER RECRUIT	N	CO-04	10	P	A	1.00	\$32,349.00	1.00	\$ 46,920.00	N
PSD 409	EK	7/28/2014	36237	ADULT CORRECTIONS OFFICER III	N	CO-06	10	P	A	1.00	\$48,936.00	1.00	\$ 44,928.00	N
PSD 409	EK	7/28/2014	36242	ADULT CORRECTIONS OFFICER III	N	CO-06	10	P	A	1.00	\$48,936.00	1.00	\$ 44,928.00	N
PSD 409	EK	8/3/2015	36247	ADULT CORRECTIONS OFFICER RECRUIT	N	CO-04	10	P	A	1.00	\$51,054.00	1.00	\$ 46,920.00	N
PSD 409	EK	5/18/2015	37703	ADULT CORRECTIONS OFFICER V	N	CO-09	20	P	A	1.00	\$71,220.00	1.00	\$ 62,484.00	N
PSD 409	EK	11/16/2015	37704	ADULT CORRECTIONS OFFICER V	N	CO-09	20	P	A	1.00	\$71,220.00	1.00	\$ 65,196.00	N
PSD 409	EK	6/22/2015	37746	ADULT CORRECTIONS OFFICER IV	N	CO-08	10	P	A	1.00	\$62,640.00	1.00	\$ 57,552.00	N
PSD 409	EK	2/6/2015	37836	ADULT CORRECTIONS OFFICER RECRUIT	N	CO-04	10	P	A	1.00	\$51,054.00	1.00	\$ 45,156.00	N
PSD 409	EK	6/16/2015	38727	LAUNDRY WORKER II	N	WS-03	01	P	A	1.00	\$36,576.00	1.00	\$ 39,588.00	N
PSD 409	EK	3/16/2015	45547	OFFICE ASSISTANT IV	N	SR-10	03	P	A	1.00	\$27,756.00	1.00	\$ 35,112.00	N
PSD 409	EK	2/6/2015	49922	ADULT CORRECTIONS OFFICER RECRUIT	N	CO-04	10	P	A	1.00	\$43,404.00	1.00	\$ 45,156.00	N
PSD 409	EK	10/5/2015	49922	ADULT CORRECTIONS OFFICER RECRUIT	N	CO-04	10	P	A	1.00	\$43,404.00	1.00	\$ 46,920.00	N
PSD 409	EK	10/5/2015	49928	ADULT CORRECTIONS OFFICER RECRUIT	N	CO-04	10	P	A	1.00	\$53,088.00	1.00	\$ 46,920.00	N
PSD 409	EK	2/6/2015	49936	ADULT CORRECTIONS OFFICER RECRUIT	N	CO-04	10	P	A	1.00	\$51,054.00	1.00	\$ 45,156.00	N
PSD 409	EK	11/16/2015	51364	ADULT CORRECTIONS OFFICER IV	N	CO-08	10	P	A	1.00	\$62,640.00	1.00	\$ 59,988.00	N
PSD 409	EK	5/18/2015	51364	ADULT CORRECTIONS OFFICER IV	N	CO-08	10	P	A	1.00	\$62,640.00	1.00	\$ 57,552.00	N
PSD 409	EK	6/22/2015	51366	ADULT CORRECTIONS OFFICER IV	N	CO-08	10	P	A	1.00	\$62,640.00	1.00	\$ 57,552.00	N
PSD 409	EK	9/3/2015	51676	PERSONNEL CLERK III	N	SR-09	63	P	A	1.00	\$27,768.00	1.00	\$ 27,768.00	N
PSD 409	EK	5/18/2015	53079	ADULT CORRECTIONS OFFICER IV	N	CO-08	10	P	A	1.00	\$62,640.00	1.00	\$ 57,552.00	N

Department of Public Safety
Positions Filled from July 1, 2014 to November 30, 2015

Table 15

Prog ID	Sub-Org	Effective Date Position Filled	Position Number	Position Title	Exempt (Y/N)	SR Level	BU Code	T/P	MOF	Budgeted FTE	Budgeted Salary	Actual FTE	Actual Salary	Occupied by 89 Day Hire (Y/N)
PSD 409	EK	10/5/2015	53083	ADULT CORRECTIONS OFFICER RECRUIT	N	CO-04	10	P	A	1.00	\$53,088.00	1.00	\$ 46,920.00	N
PSD 409	EK	2/6/2015	53089	ADULT CORRECTIONS OFFICER RECRUIT	N	CO-04	10	P	A	1.00	\$51,054.00	1.00	\$ 45,156.00	N
PSD 409	EK	12/16/2014	118808	SOCIAL WORKER IV	N	SR-22	13	P	A	1.00	\$46,488.00	1.00	\$ 47,400.00	N
PSD 410	EL	4/1/2015	29110	INTAKE SERVICE CENTER MGR I	N	SR-27	23	P	A	1.00	\$63,516.00	1.00	\$ 75,960.00	N
PSD 410	EL	4/2/2015	31281	SOCIAL WORKER IV	N	SR-22	13	P	A	1.00	\$52,200.00	1.00	\$ 47,400.00	N
PSD 410	EL	9/1/2015	31283	HUMAN SERVICES PROFESSIONAL IV	N	SR-22	13	P	A	1.00	\$44,580.00	1.00	\$ 53,364.00	N
PSD 410	EL	10/16/2015	31285	HUMAN SERVICES PROFESSIONAL III	N	SR-20	13	P	A	1.00	\$48,228.00	1.00	\$ 43,812.00	N
PSD 410	EL	7/6/2015	31296	HUMAN SERVICES PROFESSIONAL III	N	SR-20	13	P	A	1.00	\$52,200.00	1.00	\$ 43,812.00	N
PSD 410	EL	4/13/2015	31444	HUMAN SERVICES PROFESSIONAL V	N	SR-24	13	P	A	1.00	\$71,418.00	1.00	\$ 55,488.00	N
PSD 410	EL	3/4/2015	31445	SOCIAL WORKER IV	N	SR-22	13	P	A	1.00	\$71,418.00	1.00	\$ 49,308.00	N
PSD 410	EL	7/1/2015	34596	HUMAN SERVICES PROFESSIONAL V	N	SR-24	23	P	A	1.00	\$77,292.00	1.00	\$ 70,188.00	N
PSD 410	EL	11/14/2014	36826	OFFICE ASSISTANT III	N	SR-08	03	P	A	1.00	\$27,768.00	1.00	\$ 26,700.00	N
PSD 410	EL	4/1/2015	37739	OFFICE ASSISTANT III	N	SR-08	03	P	A	1.00	\$26,700.00	1.00	\$ 26,700.00	N
PSD 410	EL	10/1/2015	51754	HUMAN SERVICES PROFESSIONAL III	N	SR-20	13	P	A	1.00	\$48,228.00	1.00	\$ 43,812.00	N
PSD 410	EL	11/3/2014	100935	INTAKE SVC CENTER ADMINISTRATOR	N	EM-07	35	P	A	1.00	\$81,144.00	1.00	\$ 98,232.00	N
PSD 410	EL	3/5/2015	112396	HUMAN SERVICES PROFESSIONAL IV	N	SR-22	13	P	A	1.00	\$56,460.00	1.00	\$ 47,400.00	N
PSD 410	EL	10/20/2014	112650	SOCIAL WORKER IV	N	SR-22	13	P	A	1.00	\$56,460.00	1.00	\$ 55,488.00	N
PSD 410	EL	12/1/2014	112651	HUMAN SERVICES PROFESSIONAL IV	N	SR-22	13	P	A	1.00	\$48,228.00	1.00	\$ 62,424.00	N
PSD 410	EL	9/23/2015	120988	HUMAN SERVICES PROFESSIONAL IV	N	SR-22	13	P	A	1.00	\$49,332.00	1.00	\$ 47,400.00	N
PSD 420	CP	1/5/2015	2351	FOOD SERVICES DRIVER	N	BC-03	01	P	A	1.00	\$37,719.00	1.00	\$ 36,252.00	N
PSD 420	CP	9/22/2014	12982	SECRETARY IV	N	SR-18	63	P	A	1.00	\$35,797.00	1.00	\$ 39,492.00	N
PSD 420	CP	5/7/2015	23503	COOK II	N	BC-08	01	P	A	1.00	\$45,930.00	1.00	\$ 44,136.00	N
PSD 420	CP	9/22/2014	25516	COOK II	N	BC-08	01	P	A	1.00	\$41,592.00	1.00	\$ 43,272.00	N
PSD 420	CP	6/1/2015	26313	LIBRARIAN V	N	SR-24	23	P	A	1.00	\$47,119.00	1.00	\$ 67,512.00	N
PSD 420	CP	3/16/2015	27268	COOK III	N	WS-08	01	P	A	1.00	\$49,146.00	1.00	\$ 48,180.00	N

Department of Public Safety
Positions Filled from July 1, 2014 to November 30, 2015

Table 15

Prog ID	Sub-Org	Effective Date Position Filled	Position Number	Position Title	Exempt (Y/N)	SR Level	BU Code	T/P	MOF	Budgeted FTE	Budgeted Salary	Actual FTE	Actual Salary	Occupied by 89 Day Hire (Y/N)
PSD 420	CP	8/1/2014	36777	CORRECTIONS EDN SPCLT III	N	SR-20	13	P	A	1.00	\$45,576.00	1.00	\$ 43,812.00	N
PSD 420	CP	9/1/2015	37326	OFFICE ASSISTANT III (CLERK TYPIST II)	N	SR-08	03	P	A	1.00	\$31,236.00	1.00	\$ 26,700.00	N
PSD 420	CP	10/16/2014	38250	COOK III	N	WS-08	01	P	A	1.00	\$49,146.00	1.00	\$ 47,232.00	N
PSD 420	CP	11/9/2015	40902	CORRECTIONS EDN SPCLT III	N	SR-20	13	P	A	1.00	\$22,465.00	1.00	\$ 43,812.00	N
PSD 420	CP	9/4/2015	42165	KITCHEN HELPER	N	BC-02	01	P	A	1.00	\$36,687.00	1.00	\$ 35,964.00	N
PSD 420	CP	8/20/2014	42167	KITCHEN HELPER	N	BC-02	01	P	A	1.00	\$33,238.00	1.00	\$ 34,560.00	N
PSD 420	CP	3/23/2015	42169	KITCHEN HELPER	N	BC-02	01	P	A	1.00	\$36,687.00	1.00	\$ 35,256.00	N
PSD 420	CP	7/23/2014	42171	KITCHEN HELPER	N	BC-02	01	P	A	1.00	\$36,687.00	1.00	\$ 34,560.00	N
PSD 420	CP	11/2/2015	42574	COOK II	N	BC-08	01	P	A	1.00	\$45,930.00	1.00	\$ 45,924.00	N
PSD 420	CP	1/8/2015	42590	COOK II	N	BC-08	01	P	A	1.00	\$45,930.00	1.00	\$ 44,136.00	N
PSD 420	CP	8/19/2015	44026	KITCHEN HELPER	N	BC-02	01	P	A	1.00	\$36,687.00	1.00	\$ 35,964.00	N
PSD 420	CP	10/1/2014	44029	KITCHEN HELPER	N	BC-02	01	P	A	1.00	\$33,238.00	1.00	\$ 35,256.00	N
PSD 420	CP	10/13/2014	45708	SECRETARY I	N	SR-12	03	P	A	1.00	\$35,112.00	1.00	\$ 31,236.00	N
PSD 420	CP	10/10/2014	49269	COOK II	N	BC-08	01	P	A	1.00	\$45,930.00	1.00	\$ 44,136.00	N
PSD 420	CP	4/1/2015	50394	CORRECTIONS EDUCATION MANAGER	N	EM-05	35	P	A	1.00	\$92,064.00	1.00	\$ 77,616.00	N
PSD 420	CP	8/18/2014	51374	KITCHEN HELPER	N	BC-02	01	P	A	1.00	\$30,037.00	1.00	\$ 34,560.00	N
PSD 420	CP	1/26/2015	51375	KITCHEN HELPER	N	BC-02	01	P	A	1.00	\$33,228.00	1.00	\$ 35,256.00	N
PSD 420	CP	4/8/2015	51376	KITCHEN HELPER	N	BC-02	01	P	A	1.00	\$36,687.00	1.00	\$ 35,964.00	N
PSD 420	CP	2/18/2015	51390	COOK II	N	BC-08	01	P	A	1.00	\$45,930.00	1.00	\$ 44,136.00	N
PSD 420	CP	3/30/2015	51394	KITCHEN HELPER	N	BC-02	01	P	A	1.00	\$36,687.00	1.00	\$ 35,256.00	N
PSD 420	CP	9/29/2014	53354	KITCHEN HELPER	N	BC-02	01	P	A	1.00	\$30,037.00	1.00	\$ 34,560.00	N
PSD 420	CP	11/19/2014	53355	KITCHEN HELPER	N	BC-02	01	P	A	1.00	\$36,687.00	1.00	\$ 35,256.00	N
PSD 420	CP	3/24/2015	53370	COOK II	N	BC-08	01	P	A	1.00	\$41,592.00	1.00	\$ 44,136.00	N
PSD 420	CP	7/1/2014	112950	SUBSTANCE ABUSE SPECIALIST IV	N	SR-22	13	P	A	1.00	\$48,228.00	1.00	\$ 47,400.00	N
PSD 420	CP	6/29/2015	112962	SUBSTANCE ABUSE SPECIALIST IV	N	SR-22	13	P	A	1.00	\$52,200.00	1.00	\$ 47,400.00	N
PSD 421	HC	12/29/2014	2605	CORRECTIONS PHYSICIAN II	Y	SC-01	13	P	A	1.00	\$207,996.00	1.00	\$159,999.96	N
PSD 421	HC	9/2/2014	15551	REGISTERED NURSE III	N	SR-20	09	P	A	1.00	\$21,066.00	1.00	\$ 80,640.00	N
PSD 421	HC	3/30/2015	25535	REGISTERED NURSE V	N	SR-24	29	P	A	1.00	\$116,496.00	1.00	\$ 110,892.00	N
PSD 421	HC	6/1/2015	35686	LICENSED PRACTICAL NURSE II	N	HE-08	10	P	A	1.00	\$55,314.00	1.00	\$ 41,568.00	N
PSD 421	HC	8/10/2014	38374	REGISTERED NURSE IV	N	SR-22	09	P	A	1.00	\$81,972.00	1.00	\$ 100,764.00	N

Department of Public Safety
Positions Filled from July 1, 2014 to November 30, 2015

Table 15

<u>Prog ID</u>	<u>Sub-Org</u>	<u>Effective Date</u> <u>Position Filled</u>	<u>Position</u> <u>Number</u>	<u>Position Title</u>	<u>Exempt</u> <u>(Y/N)</u>	<u>SR</u> <u>Level</u>	<u>BU Code</u>	<u>T/P</u>	<u>MOF</u>	<u>Budgeted</u> <u>FTE</u>	<u>Budgeted</u> <u>Salary</u>	<u>Actual</u> <u>FTE</u>	<u>Actual</u> <u>Salary</u>	<u>Occupied</u> <u>by 89</u> <u>Day Hire</u> <u>(Y/N)</u>
PSD 421	HC	2/22/2015	39610	REGISTERED NURSE III	N	SR-20	09	P	A	1.00	\$92,964.00	1.00	\$ 80,640.00	N
PSD 421	HC	4/1/2015	39658	HUMAN SERVICES PROFESSIONAL III	N	SR-20	13	P	A	1.00	\$22,206.00	1.00	\$ 43,812.00	N
PSD 421	HC	11/17/2014	44030	REGISTERED NURSE III	N	SR-20	09	P	A	1.00	\$95,292.00	1.00	\$ 80,640.00	N
PSD 421	HC	9/1/2014	44031	REGISTERED NURSE III	N	SR-20	09	P	A	1.00	\$16,032.00	1.00	\$ 80,640.00	N
PSD 421	HC	6/2/2015	45230	SOCIAL WORKER III	N	SR-20	13	P	A	1.00	\$22,206.00	1.00	\$ 43,812.00	N
PSD 421	HC	11/2/2015	45232	HUMAN SERVICES PROFESSIONAL IV	N	SR-22	13	P	A	1.00	\$66,054.00	1.00	\$ 47,400.00	N
PSD 421	HC	7/31/2014	45377	SOCIAL WORKER IV	N	SR-22	13	P	A	1.00	\$48,228.00	1.00	\$ 47,400.00	N
PSD 421	HC	3/3/2015	46968	REGISTERED NURSE IV	N	SR-22	09	P	A	1.00	\$110,400.00	1.00	\$ 105,096.00	N
PSD 421	HC	4/6/2015	49886	REGISTERED NURSE III	N	SR-20	09	P	A	1.00	\$92,964.00	1.00	\$ 80,640.00	N
PSD 421	HC	8/24/2015	49915	REGISTERED NURSE III	N	SR-20	09	P	A	1.00	\$92,964.00	1.00	\$ 83,868.00	N
PSD 421	HC	10/27/2014	51368	ADVANCED PRACTICE REGISTERED NURSE II	N	SR-28	09	P	A	1.00	\$28,086.00	1.00	\$ 112,512.00	N
PSD 421	HC	12/15/2014	53062	CLINICAL PSYCHOLOGIST V	N	SR-24	13	P	A	1.00	\$54,300.00	1.00	\$ 53,364.00	N
PSD 421	HC	10/1/2015	118670	REGISTERED NURSE III	N	SR-20	09	P	A	1.00	\$95,292.00	1.00	\$ 96,684.00	N
PSD 421	HC	10/16/2014	118901	SECRETARY II	N	SR-14	63	P	A	1.00	\$32,424.00	1.00	\$ 39,492.00	N
PSD 421	HC	12/10/2014	119231	HUMAN SERVICES PROFESSIONAL IV	N	SR-22	13	P	A	1.00	\$71,418.00	1.00	\$ 47,400.00	N
PSD 421	HC	5/26/2015	119436	SECRETARY I	N	SR-12	03	P	A	1.00	\$32,460.00	1.00	\$ 32,460.00	N
PSD 421	HC	10/1/2014	119465	HUMAN SERVICES PROFESSIONAL V	N	SR-24	23	P	A	1.00	\$64,920.00	1.00	\$ 70,188.00	N
PSD 421	HC	10/26/2015	120694	REGISTERED NURSE III	N	SR-20	09	P	A	1.00	\$90,708.00	1.00	\$ 83,868.00	N
PSD 421	HC	10/1/2014	121035	REGISTERED NURSE III	N	SR-20	09	P	A	1.00	\$77,208.00	1.00	\$ 80,640.00	N
PSD 422	CI	8/20/2015	38787	CORRECTIONAL INDUSTRIES OPER SPEC V	Y	SR-00	04	P	W	1.00	\$62,689.00	1.00	\$ 69,999.96	N
PSD 422	CI	7/16/2014	103139	CI DELIVERY/INSTALLATION SPECIALIST I	Y	SR-00	02	T	W	1.00	\$32,580.00	1.00	\$ 32,580.00	N
PSD 422	CI	9/4/2014	103142	CI DELIVERY/INSTALLATION SPECIALIST I	Y	SR-00	02	T	W	1.00	\$32,736.00	1.00	\$ 32,580.00	N
PSD 422	CI	12/2/2014	103146	CI DELIVERY/INSTALLATION SPEC I	Y	SR-00	02	T	W	1.00	\$35,952.00	1.00	\$ 38,364.00	N
PSD 422	CI	3/10/2015	103147	CI SECRETARY III	Y	SR-00	63	T	W	1.00	\$39,936.00	1.00	\$ 40,200.00	N
PSD 422	CI	10/30/2014	103159	CI SPECIALIST II	Y	SR-00	13	T	W	1.00	\$42,708.00	1.00	\$ 45,144.00	N

Department of Public Safety
Positions Filled from July 1, 2014 to November 30, 2015

Table 15

<u>Prog ID</u>	<u>Sub-Org</u>	<u>Effective Date</u> <u>Position Filled</u>	<u>Position</u> <u>Number</u>	<u>Position Title</u>	<u>Exempt</u> <u>(Y/N)</u>	<u>SR</u> <u>Level</u>	<u>BU Code</u>	<u>T/P</u>	<u>MOF</u>	<u>Budgeted</u> <u>FTE</u>	<u>Budgeted</u> <u>Salary</u>	<u>Actual</u> <u>FTE</u>	<u>Actual</u> <u>Salary</u>	<u>Occupied</u> <u>by 89</u> <u>Day Hire</u> <u>(Y/N)</u>
PSD 422	CI	7/29/2014	103425	CI SPECIALIST V	Y	SR-00	23	T	W	1.00	\$66,000.00	1.00	\$ 66,000.00	N
PSD 422	CI	7/1/2015	103636	CI SEWING SHOP SUPERVISOR I	Y	SR-00	02	T	W	1.00	\$48,804.00	1.00	\$ 41,796.00	N
PSD 422	CI	12/1/2014	103637	CI SEWING SHOP SUP I	Y	SR-00	02	T	W	1.00	\$35,244.00	1.00	\$ 36,648.00	N
PSD 422	CI	11/17/2014	106465	CI DELIVERY/INSTALLATION SPECIALIST I	Y	SR-00	02	T	W	1.00	\$33,888.00	1.00	\$ 32,580.00	N
PSD 422	CI	4/1/2015	106466	CI DELIVERY/INSTALLATION SPECIALIST I	Y	SR-00	02	T	W	1.00	\$38,364.00	1.00	\$ 32,580.00	N
PSD 422	CI	12/8/2014	106470	CI CLERK	Y	SR-00	03	T	W	1.00	\$28,884.00	1.00	\$ 40,008.00	N
PSD 422	CI	12/2/2014	106472	CI DELIVERY/INSTALLATION SPECIALIST I	Y	SR-00	02	T	W	1.00	\$35,952.00	1.00	\$ 35,952.00	N
PSD 422	CI	9/24/2014	109313	CI DELIVERY/INSTALLATION SPECIALIST I	Y	SR-00	02	T	W	1.00	\$32,580.00	1.00	\$ 32,580.00	N
PSD 422	CI	10/30/2014	109315	CI SPECIALIST II	Y	SR-00	23	T	W	1.00	\$47,196.00	1.00	\$ 45,144.00	N
PSD 422	CI	2/25/2015	109318	CI SALES SPECIALIST III	Y	SR-00	03	T	W	1.00	\$54,264.00	1.00	\$ 41,100.00	N
PSD 422	CI	12/2/2014	112139	CI DELIVERY/INSTALLATION SPEC I	Y	SR-00	02	T	W	1.00	\$35,952.00	1.00	\$ 38,364.00	N
PSD 422	CI	9/4/2014	112871	CI DELIVERY/INSTALLATION SPEC I	Y	SR-00	02	T	W	1.00	\$33,888.00	1.00	\$ 32,580.00	N
PSD 422	CI	1/16/2015	112871	CI DELIVERY/INSTALLATION SPEC I	Y	SR-00	02	T	W	1.00	\$33,888.00	1.00	\$ 32,580.00	N
PSD 502	CB	4/1/2015	121399	ACCOUNT CLERK IV	N	SR-13	03	P	A	1.00	\$39,492.00	1.00	\$ 32,460.00	N
PSD 503	CC	9/16/2014	1335	DEPUTY SHERIFF II	N	SR-18	03	P	A	1.00	\$51,936.00	1.00	\$ 46,188.00	N
PSD 503	CC	8/20/2015	1336	DEPUTY SHERIFF I	N	SR-16	03	P	A	1.00	\$54,012.00	1.00	\$ 36,468.00	N
PSD 503	CC	8/20/2015	21665	DEPUTY SHERIFF I	N	SR-16	03	P	A	1.00	\$46,188.00	1.00	\$ 36,468.00	N
PSD 503	CC	7/16/2014	43373	OFFICE ASSISTANT III	N	SR-08	03	P	A	1.00	\$42,684.00	1.00	\$ 54,012.00	N
PSD 503	CC	8/26/2015	43386	DEPUTY SHERIFF IV	N	SR-22	04	P	A	1.00	\$63,168.00	1.00	\$ 68,412.00	N
PSD 503	CC	8/20/2015	43462	DEPUTY SHERIFF I	N	SR-16	03	P	A	1.00	\$58,416.00	1.00	\$ 36,468.00	N
PSD 503	CC	8/20/2015	43463	DEPUTY SHERIFF I	N	SR-16	03	P	A	1.00	\$54,012.00	1.00	\$ 36,468.00	N
PSD 503	CC	8/4/2014	45550	OFFICE ASSISTANT III (CLERK TYPIST II)	N	SR-08	03	P	A	1.00	\$26,700.00	1.00	\$ 26,700.00	N

Department of Public Safety
Positions Filled from July 1, 2014 to November 30, 2015

Table 15

Prog ID	Sub-Org	Effective Date Position Filled	Position Number	Position Title	Exempt (Y/N)	SR Level	BU Code	T/P	MOF	Budgeted FTE	Budgeted Salary	Actual FTE	Actual Salary	Occupied by 89 Day Hire (Y/N)
PSD 503	CC	8/20/2015	45662	DEPUTY SHERIFF I	N	SR-16	03	P	A	1.00	\$54,012.00	1.00	\$ 41,064.00	N
PSD 503	CC	3/9/2015	101257	DEPUTY SHERIFF (EXEC)	Y	SR-18	63	P	A	1.00	\$46,800.00	1.00	\$ 51,924.00	N
PSD 503	CC	10/16/2015	112633	DEPUTY SHERIFF II	N	SR-18	03	P	U	1.00	\$48,024.00	1.00	\$ 42,684.00	N
PSD 503	CC	1/12/2015	112689	DEPUTY SHERIFF II	N	SR-18	03	P	U	1.00	\$44,388.00	1.00	\$ 41,064.00	N
PSD 503	CC	10/27/2014	112692	OFFICE ASSISTANT IV	N	SR-10	03	P	A	1.00	\$58,440.00	1.00	\$ 29,988.00	N
PSD 503	CC	9/15/2014	112695	DEPUTY SHERIFF II	N	SR-18	03	P	U	1.00	\$42,684.00	1.00	\$ 56,172.00	N
PSD 503	CC	6/22/2015	116474	DEPUTY SHERIFF II	N	SR-18	03	P	A	1.00	\$58,416.00	1.00	\$ 41,064.00	N
PSD 503	CC	3/9/2015	120679	ACCOUNT CLERK III	N	SR-11	03	P	A	1.00	\$36,468.00	1.00	\$ 29,988.00	N
PSD 503	CC	8/5/2014	120681	OFFICE ASSISTANT III	N	SR-08	03	P	A	1.00	\$27,768.00	1.00	\$ 26,700.00	N
PSD 503	CC	8/1/2014	121052	DEPUTY SHERIFF II	N	SR-18	03	P	A	1.00	\$44,412.00	1.00	\$ 48,024.00	N
PSD 503	CC	8/20/2015	121578	DEPUTY SHERIFF I	N	SR-16	03	P	A	1.00	\$44,412.00	1.00	\$ 36,468.00	N
PSD 503	CC	8/20/2015	121581	DEPUTY SHERIFF I	N	SR-16	03	P	A	1.00	\$44,412.00	1.00	\$ 36,468.00	N
PSD 503	CC	8/20/2015	121583	DEPUTY SHERIFF I	N	SR-16	03	P	A	1.00	\$44,412.00	1.00	\$ 36,468.00	N
PSD 612	BB	2/2/2015	3403	PAROLE OFFICER VI	N	SR-26	23	P	A	1.00	\$80,376.00	1.00	\$ 78,996.00	N
PSD 612	BB	11/2/2014	3403	PAROLE OFFICER VI	N	SR-26	23	P	A	1.00	\$80,376.00	1.00	\$ 85,416.00	N
PSD 612	BB	11/17/2014	3405	PAROLE OFFICER V	N	SR-24	23	P	A	1.00	\$44,580.00	1.00	\$ 70,188.00	N
PSD 612	BB	6/22/2015	40913	PAROLE OFFICER V	N	SR-24	23	P	A	1.00	\$80,376.00	1.00	\$ 62,424.00	N
PSD 612	BB	6/22/2015	46513	PAROLE OFFICER V	N	SR-24	23	P	A	1.00	\$74,310.00	1.00	\$ 64,920.00	N
PSD 612	BB	3/16/2015	51685	PAROLE OFFICER IV	N	SR-22	13	P	A	1.00	\$52,200.00	1.00	\$ 57,720.00	N
PSD 612	BB	3/16/2015	117305	PAROLE OFFICER IV	N	SR-22	13	P	A	1.00	\$66,054.00	1.00	\$ 64,920.00	N
PSD 613	DA	12/2/2014	41646	CVCC INVESTIGATOR	Y	SR-00	13	P	B	1.00	\$46,000.00	1.00	\$ 39,936.00	N
PSD 613	DA	12/16/2014	120662	JRI PROBATION RESTITUTION RECOVERY COORDINATOR	Y	SR-00	13	P	A	1.00	\$70,000.00	1.00	\$ 69,996.00	N
PSD 613	DA	10/19/2015	120662	JRI PROBATION RESTITUTION RECOVERY COORDINATOR	Y	SR-00	13	P	A	1.00	\$70,000.00	1.00	\$ 69,996.00	N
PSD 900	EA	1/6/2015	1706	PRE AUDIT CLERK I	N	SR-11	03	P	A	1.00	\$31,236.00	1.00	\$ 29,988.00	N
PSD 900	EA	4/29/2015	2448	PERSONNEL CLERK IV	N	SR-11	63	P	A	1.00	\$31,236.00	1.00	\$ 29,988.00	N
PSD 900	EA	10/16/2014	15658	BUSINESS MANAGEMENT OFFICER II	N	EM-07	35	P	A	1.00	\$89,179.00	1.00	\$ 87,636.00	N
PSD 900	EA	1/16/2015	24607	OFFICE ASSISTANT III (CLERK TYPIST II)	N	SR-08	03	P	A	1.00	\$26,700.00	1.00	\$ 42,684.00	N
PSD 900	EA	5/8/2015	27087	PERSONNEL CLERK IV	N	SR-11	63	P	A	1.00	\$37,980.00	1.00	\$ 29,988.00	N
PSD 900	EA	10/1/2014	29114	ACCOUNT CLERK IV	N	SR-13	03	P	A	1.00	\$41,040.00	1.00	\$ 33,720.00	N
PSD 900	EA	10/26/2015	37233	PERSONNEL CLERK IV	N	SR-11	63	T	A	1.00	\$29,988.00	1.00	\$ 29,988.00	N
PSD 900	EA	9/2/2014	37751	CIVIL RIGHTS SPECIALIST III	N	SR-20	73	P	A	1.00	\$50,172.00	1.00	\$ 43,812.00	N

Department of Public Safety
Positions Filled from July 1, 2014 to November 30, 2015

Table 15

Prog ID	Sub-Org	Effective Date Position Filled	Position Number	Position Title	Exempt (Y/N)	SR Level	BU Code	T/P	MOF	Budgeted FTE	Budgeted Salary	Actual FTE	Actual Salary	Occupied by 89 Day Hire (Y/N)
PSD 900	EA	3/17/2015	38664	INVESTIGATOR III	N	SR-20	73	P	A	1.00	\$58,728.00	1.00	\$ 55,488.00	N
PSD 900	EA	8/26/2014	40776	PERSONNEL CLERK V	N	SR-13	63	P	A	1.00	\$46,188.00	1.00	\$ 33,720.00	N
PSD 900	EA	9/18/2014	40777	PERSONNEL CLERK V	N	SR-13	63	P	A	1.00	\$46,188.00	1.00	\$ 33,720.00	N
PSD 900	EA	9/1/2015	43952	PROGRAM BUDGET ANALYST V	N	SR-24	73	P	A	1.00	\$74,310.00	1.00	\$ 60,012.00	N
PSD 900	EA	10/1/2015	44541	CAPITAL IMPROVEMENTS COORD	N	SR-24	13	P	A	1.00	\$63,516.00	1.00	\$ 75,960.00	N
PSD 900	EA	12/29/2014	45688	PRE AUDIT CLERK I	N	SR-11	03	P	A	1.00	\$31,236.00	1.00	\$ 29,988.00	N
PSD 900	EA	9/16/2014	45940	ADULT CORRECTIONS OFFICER IV	N	CO-08	10	P	A	1.00	\$62,640.00	1.00	\$ 57,264.00	N
PSD 900	EA	9/16/2014	45944	ADULT CORRECTIONS OFFICER IV	N	CO-08	10	P	A	1.00	\$62,640.00	1.00	\$ 57,264.00	N
PSD 900	EA	9/16/2014	46960	FIREARMS TRAINING TECHNICIAN	N	SR-17	03	P	A	1.00	\$51,131.00	1.00	\$ 37,980.00	N
PSD 900	EA	4/16/2015	100059	PRIVATE SECRETARY II	N	SR-22	63	P	A	1.00	\$63,168.00	1.00	\$ 63,168.00	N
PSD 900	EA	12/1/2014	100059	PRIVATE SECRETARY II	N	SR-22	63	P	A	1.00	\$63,168.00	1.00	\$ 63,168.00	N
PSD 900	EA	4/16/2015	100060	PRIVATE SECRETARY II	N	SR-22	63	P	A	1.00	\$51,924.00	1.00	\$ 51,924.00	N
PSD 900	EA	12/1/2014	100060	PRIVATE SECRETARY II	N	SR-22	63	P	A	1.00	\$51,924.00	1.00	\$ 51,924.00	N
PSD 900	EA	12/1/2014	100061	PRIVATE SECRETARY II	N	SR-22	63	P	A	1.00	\$58,416.00	1.00	\$ 58,416.00	N
PSD 900	EA	4/16/2015	100061	PRIVATE SECRETARY II	N	SR-22	63	P	A	1.00	\$58,416.00	1.00	\$ 58,416.00	N
PSD 900	EA	1/1/2015	102103	DIRECTOR	Y	SR-00	00	P	A	1.00	\$138,936.00	1.00	\$ 136,212.00	N
PSD 900	EA	1/20/2015	102216	DEPUTY DIRECTOR FOR ADMINISTRATION	Y	SR-00	00	P	A	1.00	\$121,908.00	1.00	\$ 121,908.00	N
PSD 900	EA	4/1/2015	102217	DEPUTY DIRECTOR FOR CORRECTIONS	Y	SR-00	00	P	A	1.00	\$121,908.00	1.00	\$ 121,908.00	N
PSD 900	EA	1/20/2015	102217	DEPUTY DIRECTOR FOR CORRECTIONS	Y	SR-00	00	P	A	1.00	\$121,908.00	1.00	\$ 121,908.00	N
PSD 900	EA	1/20/2015	102218	DEPUTY DIRECTOR FOR LAW ENFORCEMENT	Y	SR-00	00	P	A	1.00	\$121,908.00	1.00	\$ 124,344.00	N
PSD 900	EA	2/3/2015	116920	ADMINISTRATIVE ASSISTANT VI	N	SR-26	73	P	A	1.00	\$83,580.00	1.00	\$ 82,140.00	N
PSD 900	EA	7/23/2014	118661	INFORMATION TECHNOLOGY SPECIALIST V	N	SR-24	13	P	A	1.00	\$54,300.00	1.00	\$ 53,364.00	N
PSD 900	EA	1/16/2015	118666	INFORMATION TECHNOLOGY SPECIALIST IV	N	SR-22	13	P	A	1.00	\$48,228.00	1.00	\$ 47,400.00	N

Department of Public Safety
Positions Filled from July 1, 2014 to November 30, 2015

Table 15

<u>Prog ID</u>	<u>Sub-Org</u>	<u>Effective Date Position Filled</u>	<u>Position Number</u>	<u>Position Title</u>	<u>Exempt (Y/N)</u>	<u>SR Level</u>	<u>BU Code</u>	<u>T/P</u>	<u>MOF</u>	<u>Budgeted FTE</u>	<u>Budgeted Salary</u>	<u>Actual FTE</u>	<u>Actual Salary</u>	<u>Occupied by 89 Day Hire (Y/N)</u>
PSD 900	EA	6/1/2015	118667	INFORMATION TECHNOLOGY SPECIALIST IV	N	SR-22	13	P	A	1.00	\$48,228.00	1.00	\$ 47,400.00	N
PSD 900	EA	8/1/2014	120798	PROGRAM SPECIALIST VI	N	SR-26	13	P	A	1.00	\$65,012.00	1.00	\$ 57,720.00	N
PSD 900	EA	6/16/2015	120799	PROGRAM SPECIALIST V	N	SR-24	13	P	A	1.00	\$54,300.00	1.00	\$ 53,364.00	N
PSD 900	EA	7/1/2014	120964	PERSONNEL TECHNICIAN VI	N	SR-15	63	P	A	1.00	\$28,000.00	1.00	\$ 39,480.00	N
PSD 900	EA	6/17/2015	121442	PROGRAM SPECIALIST V	N	SR-24	13	P	A	1.00	\$62,424.00	1.00	\$ 53,364.00	N
PSD 900	EA	2/20/2015	121443	PROGRAM SPECIALIST V	N	SR-24	13	P	A	1.00	\$62,424.00	1.00	\$ 47,400.00	N
PSD 900	EA	1/6/2015	121446	PRE-AUDIT CLERK I	N	SR-11	03	P	A	1.00	\$32,460.00	1.00	\$ 29,988.00	N

Department of Public Safety
 Unauthorized Positions as of November 30, 2015

Table 16

Prog ID	Sub-Org	Date Established	Legal Authority	Position Number	Position Title	Exempt (Y/N)	SR Level	BU Code	T/P	MOF	FTE	Annual Salary	Occupied by	
													Filled (Y/N)	89 Day Hire (Y/N)
PSD 900	EA	9/1/2011	HRS 76-16(B)	100120334	Communications Specialist	Y	SRNA	73	T	A	1.00	\$ 70,188.00	Y	N
PSD 900	EA	8/31/2012	HRS 76-16(B)	100120718	Performance-Based Mgmt Coord	Y	SRNA	13	T	A	1.00	\$ 82,164.00	N	N
PSD 900	EA	8/31/2012	HRS 76-16(B)	100120719	Justice Reinvestment Coord	Y	SRNA	13	T	A	1.00	\$ 73,032.00	Y	N
PSD 410	EL	9/25/2013	HRS 76-16(B)	100121030	OISC Pretrial Officer	Y	SRNA	13	T	T	1.00	\$ 45,576.00	Y	N
PSD 410	EL	9/25/2013	HRS 76-16(B)	100121031	OISC Social Service Assistant	Y	SRNA	03	T	T	1.00	\$ 30,000.00	Y	N
PSD 900	EA	2/6/2014	HRS 76-16(B)	100121148	Audit & Compliance Officer	Y	SRNA	13	T	A	1.00	\$ 82,140.00	Y	N

Department of Public Safety
Overtime Expenditure Summary

Table 17

Prog ID	Sub- Org	Program Title	MOF	FY15 (actual)			FY16 (estimated)			FY17 (budgeted)		
				Base Salary \$\$\$\$	Overtime \$\$\$\$	Overtime Percent	Base Salary \$\$\$\$	Overtime \$\$\$\$	Overtime Percent	Base Salary \$\$\$\$	Overtime \$\$\$\$	Overtime Percent
PSD 402		Halawa Correctional Facility	A	\$ 19,207,800	\$ 819,353	4.3%	\$ 20,299,163	\$ 742,669	3.7%	\$ 22,721,061	\$ 313,809	1.4%
PSD 403		Kulani Correctional Facility	A	\$ 3,180,845	\$ 200,662	6.3%	\$ 3,571,751	\$ 340,819	9.5%	\$ 3,750,775	\$ 101,482	2.7%
PSD 404		Waiawa Correctional Facility	A	\$ 4,683,234	\$ 275,371	5.9%	\$ 4,998,392	\$ 220,965	4.4%	\$ 5,829,741		0.0%
PSD 405		Hawaii Community Correctional Center	A	\$ 6,882,037	\$ 1,240,495	18.0%	\$ 7,735,190	\$ 1,349,321	17.4%	\$ 8,678,752		0.0%
PSD 406		Maui Community Correctional Center	A	\$ 8,236,691	\$ 1,055,129	12.8%	\$ 8,703,387	\$ 1,048,315	12.0%	\$ 9,535,511		0.0%
			S							\$ 92,101		0.0%
PSD 407		Oahu Community Correctional Center	A	\$ 22,140,288	\$ 3,444,282	15.6%	\$ 24,653,599	\$ 1,710,736	6.9%	\$ 27,985,086	\$ 529,836	1.9%
PSD 408		Kauai Community Correctional Center	A	\$ 3,451,387	\$ 248,312	7.2%	\$ 3,931,931	\$ 240,882	6.1%	\$ 3,794,360		0.0%
PSD 409		Women's Community Correctional Center	A	\$ 5,018,957	\$ 695,981	13.9%	\$ 5,085,825	\$ 936,312	18.4%	\$ 6,488,239		0.0%
PSD 410		Intake Service Center Division	A	\$ 2,620,290	\$ 23,157	0.9%	\$ 2,655,793	\$ 25,300	1.0%	\$ 3,321,167		0.0%
PSD 420		Corrections Program Services	A	\$ 6,669,079	\$ 455,647	6.8%	\$ 6,664,038	\$ 368,915	5.5%	\$ 7,803,271		0.0%
PSD 421		Health Care Division	A	\$ 10,721,681	\$ 669,062	6.2%	\$ 10,883,184	\$ 843,553	7.8%	\$ 12,930,182		0.0%
PSD 422		Hawaii Correctional Industries	W	\$ 1,450,812	\$ 13,290	0.9%	\$ 1,593,080	\$ 20,562	1.3%	\$ 1,910,819		0.0%
PSD 502		Narcotics Enforcement Division	A	\$ 782,813	\$ 8,493	1.1%	\$ 828,828	\$ 31,894	3.8%	\$ 851,935	\$ 19,561	2.3%
		Narcotics Enforcement Division	W	\$ 286,898	\$ 11,727	4.1%	\$ 246,111	\$ 14,761	6.0%	\$ 403,758	\$ 9,483	2.3%
PSD 503		Sheriff Division	A	\$ 12,643,717	\$ 899,466	7.1%	\$ 12,834,083	\$ 917,480	7.1%	\$ 14,329,771	\$ 27,163	0.2%
		Sheriff Division	U	\$ 2,590,749	\$ 335,410	12.9%	\$ 2,651,759	\$ 446,013	16.8%	\$ 2,937,840	\$ 14,953	0.5%
PSD 611		Hawaii Paroling Authority - Determination	A	\$ 349,893	\$ 1,889	0.5%	\$ 361,664	\$ 446	0.1%	\$ 339,576		0.0%
PSD 612		HPA - Supervision & Counseling	A	\$ 2,979,718	\$ 6,204	0.2%	\$ 2,689,571	\$ 29,313	1.1%	\$ 3,374,019		0.0%
PSD 613		Crime Victim Compensation Commission	A	\$ 281,513	\$ 732	0.3%	\$ 280,034	\$ -	0.0%	\$ 285,000		0.0%
			B	\$ 443,789	\$ 377	0.1%	\$ 432,813	\$ 640	0.1%	\$ 450,760		0.0%
PSD 808		Non-State Facility	A	\$ 388,131	\$ 2,313	0.6%	\$ 440,757	\$ 315	0.1%	\$ 476,129		0.0%
PSD 900		General Administration	A	\$ 6,662,446	\$ 192,719	2.9%	\$ 6,888,646	\$ 232,729	3.4%	\$ 8,052,439	\$ 120,000	1.5%

Overtime Position List

(Only for Positions the Sum of Overtime Paid and Value of Compensatory Time for which was at Least 10% of Base Pay during FY15)

Prog ID	Position No.	Bargaining Unit	Included in CB (Y/N)	Exempt (Y/N)	Temp or Perm (T/P)	MO F	Position Title	Salary Range Level	Base Annual Pay	Hours Exceeding Standard	FY 15						
											OT		Comp Time			Total OT/Comp	
											\$ Amount Paid	% of Base	Hours Earned	\$ Value of Hours Earned	% \$ Value of Base Salary	\$ Amount OT Paid + \$ Value Comp Hours Earned	% of Base
PSD 402	09734	10	Y	N	P	A	ADULT CORF	CO06	\$48,309.63	235.50	\$5,500.91	11.39%	0.00	\$0.00	0.00%	\$5,500.91	11.39%
PSD 402	11663	10	Y	N	P	A	ADULT CORF	CO06	\$48,324.28	449.50	\$10,423.35	21.57%	0.00	\$0.00	0.00%	\$10,423.35	21.57%
PSD 402	25492	10	Y	N	P	A	ADULT CORF	CO06	\$45,604.86	207.00	\$2,821.87	6.19%	86.00	\$2,018.35	4.43%	\$4,840.22	10.61%
PSD 402	25493	10	Y	N	P	A	ADULT CORF	CO06	\$48,386.35	403.27	\$9,354.01	19.33%	0.00	\$0.00	0.00%	\$9,354.01	19.33%
PSD 402	25494	10	Y	N	P	A	ADULT CORF	CO06	\$48,380.04	364.50	\$7,605.45	15.72%	36.00	\$844.89	1.75%	\$8,450.34	17.47%
PSD 402	25496	10	Y	N	P	A	ADULT CORF	CO06	\$57,064.06	363.50	\$9,585.21	16.80%	1.00	\$26.53	0.05%	\$9,611.74	16.84%
PSD 402	25501	10	Y	N	P	A	ADULT CORF	CO06	\$46,990.72	458.50	\$10,250.36	21.81%	13.75	\$322.70	0.69%	\$10,573.06	22.50%
PSD 402	25505	10	Y	N	P	A	ADULT CORF	CO06	\$44,658.27	460.26	\$10,560.14	23.65%	40.63	\$1,034.66	2.32%	\$11,594.80	25.96%
PSD 402	25522	10	Y	N	P	A	ADULT CORF	CO06	\$54,934.50	240.01	\$6,247.78	11.37%	0.00	\$0.00	0.00%	\$6,247.78	11.37%
PSD 402	25545	10	Y	N	P	A	ADULT CORF	CO06	\$48,519.00	268.00	\$6,223.06	12.83%	0.00	\$0.00	0.00%	\$6,223.06	12.83%
PSD 402	25556	10	Y	N	P	A	ADULT CORF	CO06	\$57,023.59	606.00	\$11,470.14	20.11%	172.00	\$4,562.63	8.00%	\$16,032.77	28.12%
PSD 402	25559	10	Y	N	P	A	ADULT CORF	CO06	\$46,719.79	345.50	\$8,126.56	17.39%	0.00	\$0.00	0.00%	\$8,126.56	17.39%
PSD 402	25709	10	Y	N	P	A	ADULT CORF	CO06	\$48,607.50	779.00	\$18,077.39	37.19%	0.00	\$0.00	0.00%	\$18,077.39	37.19%
PSD 402	26243	10	Y	N	P	A	ADULT CORF	CO06	\$50,704.00	1060.75	\$24,703.56	48.72%	40.00	\$979.38	1.93%	\$25,682.94	50.65%
PSD 402	30792	10	Y	N	P	A	ADULT CORF	CO06	\$57,222.50	312.42	\$8,258.92	14.43%	0.00	\$0.00	0.00%	\$8,258.92	14.43%
PSD 402	31197	10	Y	N	P	A	ADULT CORF	CO06	\$48,607.50	225.00	\$4,087.14	8.41%	42.00	\$985.71	2.03%	\$5,072.85	10.44%
PSD 402	32582	10	Y	N	P	A	ADULT CORF	CO06	\$35,914.70	257.78	\$6,021.08	16.76%	0.00	\$0.00	0.00%	\$6,021.08	16.76%
PSD 402	34249	10	Y	N	P	A	ADULT CORF	CO06	\$48,519.00	401.75	\$9,262.00	19.09%	0.00	\$0.00	0.00%	\$9,262.00	19.09%
PSD 402	34251	10	Y	N	P	A	ADULT CORF	CO06	\$48,519.00	388.39	\$8,134.41	16.77%	36.00	\$844.89	1.74%	\$8,979.30	18.51%
PSD 402	34253	10	Y	N	P	A	ADULT CORF	CO06	\$57,055.06	242.00	\$6,089.04	10.67%	2.00	\$53.05	0.09%	\$6,142.09	10.77%
PSD 402	34256	10	Y	N	P	A	ADULT CORF	CO06	\$48,607.50	658.50	\$15,329.78	31.54%	0.00	\$0.00	0.00%	\$15,329.78	31.54%
PSD 402	34269	10	Y	N	P	A	ADULT CORF	CO06	\$50,704.00	449.25	\$10,061.82	19.84%	37.50	\$918.17	1.81%	\$10,979.99	21.66%
PSD 402	34280	10	Y	N	P	A	ADULT CORF	CO06	\$41,721.13	525.50	\$12,641.74	30.30%	1.00	\$24.48	0.06%	\$12,666.22	30.36%
PSD 402	34284	10	Y	N	P	A	ADULT CORF	CO06	\$48,519.00	490.14	\$11,009.98	22.69%	13.00	\$305.10	0.63%	\$11,315.08	23.32%
PSD 402	34502	10	Y	N	P	A	ADULT CORF	CO06	\$48,519.00	472.75	\$10,601.12	21.85%	16.00	\$375.51	0.77%	\$10,976.63	22.62%
PSD 402	34549	10	Y	N	P	A	ADULT CORF	CO06	\$48,430.57	483.00	\$11,240.16	23.21%	0.00	\$0.00	0.00%	\$11,240.16	23.21%
PSD 402	34553	10	Y	N	P	A	ADULT CORF	CO06	\$52,729.00	260.64	\$6,576.45	12.47%	0.00	\$0.00	0.00%	\$6,576.45	12.47%
PSD 402	34838	10	Y	N	P	A	ADULT CORF	CO06	\$48,325.29	896.00	\$20,603.95	42.64%	7.00	\$164.28	0.34%	\$20,768.23	42.98%
PSD 402	35569	10	Y	N	P	A	ADULT CORF	CO06	\$48,430.56	230.25	\$5,309.38	10.96%	0.00	\$0.00	0.00%	\$5,309.38	10.96%
PSD 402	35571	10	Y	N	P	A	ADULT CORF	CO06	\$52,729.00	457.88	\$11,196.19	21.23%	15.00	\$381.89	0.72%	\$11,578.08	21.96%
PSD 402	35574	10	Y	N	P	A	ADULT CORF	CO06	\$48,519.00	514.88	\$11,772.68	24.26%	0.00	\$0.00	0.00%	\$11,772.68	24.26%
PSD 402	35581	10	Y	N	P	A	ADULT COR	CO06	\$43,998.48	205.75	\$2,811.90	6.39%	84.00	\$1,971.42	4.48%	\$4,783.32	10.87%
PSD 402	36166	10	Y	N	P	A	ADULT COR	CO06	\$57,222.50	583.00	\$15,330.33	26.79%	2.00	\$53.05	0.09%	\$15,383.38	26.88%

Department of Public Safety
Overtime Position List

Table 18

(Only for Positions the Sum of Overtime Paid and Value of Compensatory Time for which was at Least 10% of Base Pay during FY15)

PSD 402	37781	10	Y	N	P	A	ADULT COR	CO06	\$48,607.50	656.75	\$15,139.69	31.15%	0.00	\$0.00	0.00%	\$15,139.69	31.15%
PSD 402	37787	10	Y	N	P	A	ADULT COR	CO06	\$57,222.50	424.76	\$8,965.19	15.67%	0.00	\$0.00	0.00%	\$8,965.19	15.67%
PSD 402	37790	10	Y	N	P	A	ADULT COR	CO06	\$52,296.71	656.88	\$15,633.72	29.89%	32.88	\$832.94	1.59%	\$16,466.66	31.49%
PSD 402	37795	10	Y	N	P	A	ADULT COR	CO06	\$50,704.00	322.13	\$4,222.11	8.33%	148.00	\$3,623.72	7.15%	\$7,845.83	15.47%
PSD 402	37796	10	Y	N	P	A	ADULT COR	CO06	\$48,555.17	320.75	\$7,928.26	16.33%	21.00	\$557.07	1.15%	\$8,485.33	17.48%
PSD 402	37797	10	Y	N	P	A	ADULT COR	CO06	\$48,519.00	294.13	\$5,893.17	12.15%	0.00	\$0.00	0.00%	\$5,893.17	12.15%
PSD 402	37798	10	Y	N	P	A	ADULT COR	CO06	\$48,519.00	436.88	\$9,912.32	20.43%	12.00	\$281.63	0.58%	\$10,193.95	21.01%
PSD 402	37802	10	Y	N	P	A	ADULT COR	CO06	\$48,607.50	597.25	\$13,495.52	27.76%	0.00	\$0.00	0.00%	\$13,495.52	27.76%
PSD 402	37804	10	Y	N	P	A	ADULT COR	CO06	\$39,401.22	342.38	\$6,274.14	15.92%	50.00	\$1,173.46	2.98%	\$7,447.60	18.90%
PSD 402	37812	10	Y	N	P	A	ADULT COR	CO06	\$48,519.00	394.01	\$6,517.46	13.43%	111.63	\$2,619.87	5.40%	\$9,137.33	18.83%
PSD 402	37813	10	Y	N	P	A	ADULT COR	CO06	\$44,073.27	262.00	\$4,088.85	9.28%	85.00	\$1,994.88	4.53%	\$6,083.73	13.80%
PSD 402	37816	10	Y	N	P	A	ADULT COR	CO06	\$57,222.50	487.14	\$9,225.31	16.12%	138.01	\$3,660.98	6.40%	\$12,886.29	22.52%
PSD 402	37818	10	Y	N	P	A	ADULT COR	CO06	\$57,222.50	612.65	\$16,239.75	28.38%	0.00	\$0.00	0.00%	\$16,239.75	28.38%
PSD 402	37819	10	Y	N	P	A	ADULT COR	CO06	\$48,376.36	476.00	\$11,057.42	22.86%	0.00	\$0.00	0.00%	\$11,057.42	22.86%
PSD 402	37823	10	Y	N	P	A	ADULT COR	CO06	\$48,519.00	747.51	\$16,134.54	33.25%	52.00	\$1,220.40	2.52%	\$17,354.94	35.77%
PSD 402	37825	10	Y	N	P	A	ADULT COR	CO06	\$50,704.00	444.32	\$9,733.93	19.20%	41.43	\$1,014.40	2.00%	\$10,748.33	21.20%
PSD 402	37827	10	Y	N	P	A	ADULT COR	CO06	\$48,519.00	606.25	\$13,997.67	28.85%	0.00	\$0.00	0.00%	\$13,997.67	28.85%
PSD 402	37829	10	Y	N	P	A	ADULT COR	CO06	\$48,326.24	218.63	\$5,119.61	10.59%	0.00	\$0.00	0.00%	\$5,119.61	10.59%
PSD 402	37994	10	Y	N	P	A	ADULT COR	CO06	\$57,222.50	765.50	\$19,068.94	33.32%	44.00	\$1,167.18	2.04%	\$20,236.12	35.36%
PSD 402	37995	10	Y	N	P	A	ADULT COR	CO06	\$48,519.00	330.75	\$0.00	0.00%	330.75	\$7,762.45	16.00%	\$7,762.45	16.00%
PSD 402	37999	10	Y	N	P	A	ADULT COR	CO06	\$45,320.17	223.50	\$4,870.98	10.75%	0.00	\$0.00	0.00%	\$4,870.98	10.75%
PSD 402	38008	10	Y	N	P	A	ADULT COR	CO06	\$50,514.20	237.00	\$5,628.36	11.14%	6.00	\$146.91	0.29%	\$5,775.27	11.43%
PSD 402	38010	10	Y	N	P	A	ADULT COR	CO06	\$57,222.50	218.50	\$5,774.62	10.09%	0.00	\$0.00	0.00%	\$5,774.62	10.09%
PSD 402	38012	10	Y	N	P	A	ADULT COR	CO06	\$55,524.57	331.50	\$8,330.49	15.00%	17.00	\$450.96	0.81%	\$8,781.45	15.82%
PSD 402	38019	10	Y	N	P	A	ADULT COR	CO06	\$52,729.00	460.50	\$11,563.86	21.93%	0.00	\$0.00	0.00%	\$11,563.86	21.93%
PSD 402	38020	10	Y	N	P	A	ADULT COR	CO06	\$47,771.00	314.88	\$4,844.74	10.14%	104.88	\$2,461.45	5.15%	\$7,306.19	15.29%
PSD 402	38023	10	Y	N	P	A	ADULT COR	CO06	\$48,519.00	235.88	\$4,802.26	9.90%	30.00	\$704.08	1.45%	\$5,506.34	11.35%
PSD 402	38026	10	Y	N	P	A	ADULT COR	CO06	\$52,318.82	462.63	\$11,329.04	21.65%	14.50	\$369.16	0.71%	\$11,698.20	22.36%
PSD 402	38028	10	Y	N	P	A	ADULT COR	CO06	\$57,222.50	469.75	\$12,432.79	21.73%	0.00	\$0.00	0.00%	\$12,432.79	21.73%
PSD 402	38108	10	Y	N	P	A	ADULT COR	CO06	\$48,519.00	434.00	\$9,778.20	20.15%	14.00	\$328.57	0.68%	\$10,106.77	20.83%
PSD 402	38109	10	Y	N	P	A	ADULT COR	CO06	\$57,222.50	700.75	\$18,030.97	31.51%	17.50	\$464.22	0.81%	\$18,495.19	32.32%
PSD 402	38110	10	Y	N	P	A	ADULT COR	CO06	\$57,170.51	289.50	\$7,336.77	12.83%	12.00	\$318.32	0.56%	\$7,655.09	13.39%
PSD 402	38111	10	Y	N	P	A	ADULT COR	CO06	\$48,519.00	395.75	\$8,945.68	18.44%	3.75	\$88.01	0.18%	\$9,033.69	18.62%
PSD 402	38114	10	Y	N	P	A	ADULT COR	CO06	\$50,555.17	448.75	\$10,852.75	21.47%	0.00	\$0.00	0.00%	\$10,852.75	21.47%
PSD 402	38116	10	Y	N	P	A	ADULT COR	CO06	\$48,607.50	844.26	\$19,200.94	39.50%	17.50	\$410.71	0.84%	\$19,611.65	40.35%
PSD 402	38117	10	Y	N	P	A	ADULT COR	CO06	\$45,796.00	291.38	\$6,317.00	13.79%	0.00	\$0.00	0.00%	\$6,317.00	13.79%
PSD 402	38119	10	Y	N	P	A	ADULT COR	CO06	\$53,487.02	314.50	\$7,022.09	13.13%	49.00	\$1,299.82	2.43%	\$8,321.91	15.56%
PSD 402	38120	10	Y	N	P	A	ADULT COR	CO06	\$45,796.00	311.13	\$6,245.39	13.64%	24.00	\$563.26	1.23%	\$6,808.65	14.87%
PSD 402	38121	10	Y	N	P	A	ADULT COR	CO06	\$48,474.78	529.13	\$12,248.22	25.27%	0.00	\$0.00	0.00%	\$12,248.22	25.27%
PSD 402	38125	10	Y	N	P	A	ADULT COR	CO06	\$57,222.50	225.75	\$5,945.73	10.39%	0.75	\$19.90	0.03%	\$5,965.63	10.43%
PSD 402	38128	10	Y	N	P	A	ADULT COR	CO06	\$48,519.00	435.76	\$9,817.76	20.23%	13.25	\$310.97	0.64%	\$10,128.73	20.88%

Department of Public Safety

Overtime Position List

(Only for Positions the Sum of Overtime Paid and Value of Compensatory Time for which was at Least 10% of Base Pay during FY15)

PSD 402	38129	10	Y	N	P	A	ADULT COR	CO06	\$57,222.50	619.91	\$7,679.82	13.42%	329.03	\$8,728.15	15.25%	\$16,407.97	28.67%
PSD 402	38130	10	Y	N	P	A	ADULT COR	CO06	\$41,449.20	650.26	\$16,354.33	39.46%	24.00	\$636.65	1.54%	\$16,990.98	40.99%
PSD 402	38132	10	Y	N	P	A	ADULT COR	CO06	\$57,222.50	349.00	\$9,226.91	16.12%	0.00	\$0.00	0.00%	\$9,226.91	16.12%
PSD 402	38135	10	Y	N	P	A	ADULT COR	CO06	\$48,607.50	310.88	\$7,221.06	14.86%	0.00	\$0.00	0.00%	\$7,221.06	14.86%
PSD 402	38139	10	Y	N	P	A	ADULT COR	CO06	\$43,710.56	229.88	\$4,720.17	10.80%	36.38	\$886.34	2.03%	\$5,606.51	12.83%
PSD 402	47288	10	Y	N	P	A	ADULT COR	CO06	\$48,133.91	594.00	\$13,821.19	28.71%	0.00	\$0.00	0.00%	\$13,821.19	28.71%
PSD 402	47290	10	Y	N	P	A	ADULT COR	CO06	\$48,461.68	529.50	\$12,248.49	25.27%	0.00	\$0.00	0.00%	\$12,248.49	25.27%
PSD 402	47292	10	Y	N	P	A	ADULT COR	CO06	\$50,704.00	462.75	\$11,117.64	21.93%	4.50	\$110.18	0.22%	\$11,227.82	22.14%
PSD 402	47293	10	Y	N	P	A	ADULT COR	CO06	\$48,519.00	323.51	\$7,467.51	15.39%	0.00	\$0.00	0.00%	\$7,467.51	15.39%
PSD 402	47297	10	Y	N	P	A	ADULT COR	CO06	\$48,519.00	513.00	\$11,773.75	24.27%	8.00	\$187.75	0.39%	\$11,961.50	24.65%
PSD 402	47692	10	Y	N	P	A	ADULT COR	CO06	\$44,508.36	196.88	\$1,508.56	3.39%	132.00	\$3,097.94	6.96%	\$4,606.50	10.35%
PSD 402	25476	10	Y	N	P	A	ADULT COR	CO08	\$59,724.50	312.00	\$5,116.32	8.57%	132.00	\$2,857.80	4.78%	\$7,974.12	13.35%
PSD 402	25481	10	Y	N	P	A	ADULT COR	CO08	\$61,750.74	316.88	\$9,447.33	15.30%	0.00	\$0.00	0.00%	\$9,447.33	15.30%
PSD 402	25484	10	Y	N	P	A	ADULT COR	CO08	\$62,140.53	939.75	\$28,025.35	45.10%	0.00	\$0.00	0.00%	\$28,025.35	45.10%
PSD 402	25485	10	Y	N	P	A	ADULT COR	CO08	\$59,724.50	536.38	\$15,336.14	25.68%	0.00	\$0.00	0.00%	\$15,336.14	25.68%
PSD 402	31128	10	Y	N	P	A	ADULT COR	CO08	\$61,750.93	337.00	\$10,084.90	16.33%	0.00	\$0.00	0.00%	\$10,084.90	16.33%
PSD 402	31224	10	Y	N	P	A	ADULT COR	CO08	\$49,322.61	819.38	\$18,070.07	36.64%	37.50	\$1,037.60	2.10%	\$19,107.67	38.74%
PSD 402	37938	10	Y	N	P	A	ADULT COR	CO08	\$56,989.92	489.00	\$13,203.84	23.17%	7.00	\$193.68	0.34%	\$13,397.52	23.51%
PSD 402	37940	10	Y	N	P	A	ADULT COR	CO08	\$62,211.50	209.50	\$6,200.70	9.97%	1.00	\$30.04	0.05%	\$6,230.74	10.02%
PSD 402	37943	10	Y	N	P	A	ADULT COR	CO08	\$62,095.00	288.50	\$6,066.46	9.77%	83.75	\$2,515.88	4.05%	\$8,582.34	13.82%
PSD 402	37944	10	Y	N	P	A	ADULT COR	CO08	\$61,085.20	273.50	\$8,167.84	13.37%	0.00	\$0.00	0.00%	\$8,167.84	13.37%
PSD 402	37945	10	Y	N	P	A	ADULT COR	CO08	\$62,211.50	295.00	\$5,813.04	9.34%	100.00	\$3,004.04	4.83%	\$8,817.08	14.17%
PSD 402	37951	10	Y	N	P	A	ADULT COR	CO08	\$57,003.00	364.25	\$9,890.86	17.35%	0.00	\$0.00	0.00%	\$9,890.86	17.35%
PSD 402	37956	10	Y	N	P	A	ADULT COR	CO08	\$57,205.50	388.88	\$9,710.17	16.97%	35.00	\$968.42	1.69%	\$10,678.59	18.67%
PSD 402	37969	10	Y	N	P	A	ADULT COR	CO08	\$62,211.50	1847.13	\$6,885.63	11.07%	0.00	\$0.00	0.00%	\$6,885.63	11.07%
PSD 402	38133	10	Y	N	P	A	ADULT COR	CO08	\$57,613.96	845.63	\$22,219.52	38.57%	4.00	\$115.36	0.20%	\$22,334.88	38.77%
PSD 402	25507	10	Y	N	P	A	ADULT COR	CO04	\$38,186.13	265.88	\$5,626.80	14.74%	6.00	\$130.26	0.34%	\$5,757.06	15.08%
PSD 402	37822	10	Y	N	P	A	ADULT COR	CO04	\$16,563.00	84.14	\$1,905.48	11.50%	0.00	\$0.00	0.00%	\$1,905.48	11.50%
PSD 402	37991	10	Y	N	P	A	ADULT COR	CO04	\$3,602.00	25.00	\$519.50	14.42%	0.00	\$0.00	0.00%	\$519.50	14.42%
PSD 402	121407	10	Y	N	P	A	ADULT COR	CO04	\$18,472.91	98.25	\$2,133.01	11.55%	0.00	\$0.00	0.00%	\$2,133.01	11.55%
PSD 402	25486	20	Y	N	P	A	ADULT COR	CO09	\$67,717.00	711.25	\$22,067.67	32.59%	11.00	\$359.70	0.53%	\$22,427.37	33.12%
PSD 402	31221	20	Y	N	P	A	ADULT COR	CO09	\$67,717.00	670.00	\$18,476.26	27.28%	0.00	\$0.00	0.00%	\$18,476.26	27.28%
PSD 402	31223	20	Y	N	P	A	ADULT COR	CO09	\$67,717.00	218.25	\$7,013.52	10.36%	2.25	\$73.58	0.11%	\$7,087.10	10.47%
PSD 402	37941	20	Y	N	P	A	ADULT COR	CO09	\$67,717.00	304.02	\$7,935.88	11.72%	55.75	\$1,823.03	2.69%	\$9,758.91	14.41%
PSD 402	37942	20	Y	N	P	A	ADULT COR	CO09	\$67,717.00	711.38	\$23,065.48	34.06%	0.00	\$0.00	0.00%	\$23,065.48	34.06%
PSD 402	37962	20	Y	N	P	A	ADULT COR	CO09	\$61,651.37	280.75	\$0.00	0.00%	280.75	\$8,433.84	13.68%	\$8,433.84	13.68%
PSD 402	25469	90	Y	Y	P	A	ADULT COR	CO10	\$73,627.63	274.50	\$5,432.77	7.38%	121.00	\$4,307.83	5.85%	\$9,740.60	13.23%
PSD 402	25470	90	Y	Y	P	A	ADULT COR	CO10	\$73,726.00	347.38	\$10,636.27	14.43%	21.00	\$747.64	1.01%	\$11,383.91	15.44%
PSD 402	25471	90	Y	Y	P	A	ADULT COR	CO10	\$70,726.00	480.00	\$14,315.34	20.24%	55.00	\$1,878.46	2.66%	\$16,193.80	22.90%
PSD 402	25472	90	Y	Y	P	A	ADULT COR	CO10	\$73,726.00	448.25	\$14,762.21	20.02%	29.00	\$1,032.46	1.40%	\$15,794.67	21.42%
PSD 402	25474	90	Y	Y	P	A	ADULT COR	CO10	\$72,355.50	232.25	\$6,978.56	9.64%	29.75	\$1,059.16	1.46%	\$8,037.72	11.11%

Department of Public Safety
Overtime Position List

Table 18

(Only for Positions the Sum of Overtime Paid and Value of Compensatory Time for which was at Least 10% of Base Pay during FY15)

PSD 402	25474	90	Y	Y	P	A	ADULT COR	CO10	\$21,365.50	215.38	\$7,628.76	35.71%	0.00	\$0.00	0.00%	\$7,628.76	35.71%
PSD 402	25489	90	Y	Y	P	A	ADULT COR	CO10	\$73,726.00	638.00	\$21,719.85	29.46%	20.00	\$712.04	0.97%	\$22,431.89	30.43%
PSD 402	38955	3	Y	N	P	A	OFFICE ASSI	SR10	\$29,969.95	212.25	\$2,568.92	8.57%	46.50	\$725.67	2.42%	\$3,294.59	10.99%
PSD 402	34335	3	Y	N	P	A	OFFICE ASSI	SR12	\$35,105.00	241.56	\$3,969.47	11.31%	0.00	\$0.00	0.00%	\$3,969.47	11.31%
PSD 402	38723	3	Y	N	P	A	SECRETARY	SR12	\$39,282.00	294.00	\$4,157.10	10.58%	75.00	\$1,480.67	3.77%	\$5,637.77	14.35%
PSD 403	03854	10	Y	N	P	A	ADULT COR	CO06	\$48,164.22	297.40	\$3,818.16	7.93%	137.03	\$3,488.73	7.24%	\$7,306.89	15.17%
PSD 403	07175	10	Y	N	P	A	ADULT COR	CO06	\$48,519.00	299.25	\$5,231.23	10.78%	74.50	\$1,824.10	3.76%	\$7,055.33	14.54%
PSD 403	26586	10	Y	N	P	A	ADULT COR	CO06	\$48,519.00	346.50	\$7,975.15	16.44%	2.00	\$48.97	0.10%	\$8,024.12	16.54%
PSD 403	28909	10	Y	N	P	A	ADULT COR	CO06	\$48,519.00	476.63	\$11,020.83	22.71%	1.00	\$24.48	0.05%	\$11,045.31	22.76%
PSD 403	33856	10	Y	N	P	A	ADULT COR	CO06	\$48,409.52	320.00	\$5,994.71	12.38%	62.00	\$1,518.05	3.14%	\$7,512.76	15.52%
PSD 403	33858	10	Y	N	P	A	ADULT COR	CO06	\$57,222.50	668.50	\$17,663.92	30.87%	0.00	\$0.00	0.00%	\$17,663.92	30.87%
PSD 403	36128	10	Y	N	P	A	ADULT COR	CO06	\$48,607.50	248.38	\$3,253.35	6.69%	106.00	\$2,595.37	5.34%	\$5,848.72	12.03%
PSD 403	36130	10	Y	N	P	A	ADULT COR	CO06	\$48,607.50	587.38	\$13,571.75	27.92%	3.00	\$73.45	0.15%	\$13,645.20	28.07%
PSD 403	36132	10	Y	N	P	A	ADULT COR	CO06	\$48,519.00	698.36	\$15,184.47	31.30%	43.22	\$1,058.23	2.18%	\$16,242.70	33.48%
PSD 403	38789	10	Y	N	P	A	ADULT COR	CO06	\$48,519.00	263.42	\$5,077.36	10.46%	46.77	\$1,145.15	2.36%	\$6,222.51	12.82%
PSD 403	38794	10	Y	N	P	A	ADULT COR	CO06	\$48,586.82	568.53	\$12,248.19	25.21%	48.04	\$1,176.24	2.42%	\$13,424.43	27.63%
PSD 403	38796	10	Y	N	P	A	ADULT COR	CO06	\$48,451.02	409.26	\$8,427.41	17.39%	49.00	\$1,199.75	2.48%	\$9,627.16	19.87%
PSD 403	47285	10	Y	N	P	A	ADULT COR	CO06	\$48,519.00	447.51	\$9,582.76	19.75%	33.01	\$808.24	1.67%	\$10,391.00	21.42%
PSD 403	47286	10	Y	N	P	A	ADULT COR	CO06	\$50,704.00	539.51	\$12,054.45	23.77%	45.26	\$1,152.30	2.27%	\$13,206.75	26.05%
PSD 403	7176	10	Y	N	P	A	ADULT COR	CO08	\$57,003.00	304.75	\$7,289.11	12.79%	39.50	\$1,139.20	2.00%	\$8,428.31	14.79%
PSD 403	26585	10	Y	N	P	A	ADULT COR	CO08	\$55,766.07	445.15	\$9,890.95	17.74%	50.63	\$1,460.19	2.62%	\$11,351.14	20.35%
PSD 403	26587	10	Y	N	P	A	ADULT COR	CO08	\$57,003.00	226.64	\$5,899.88	10.35%	12.76	\$368.00	0.65%	\$6,267.88	11.00%
PSD 403	6122	10	Y	N	P	A	ADULT COR	CO04	\$22,107.00	315.00	\$7,312.05	33.08%	0.00	\$0.00	0.00%	\$7,312.05	33.08%
PSD 403	24569	10	Y	N	P	A	ADULT COR	CO04	\$41,450.52	233.63	\$4,053.61	9.78%	46.63	\$1,051.87	2.54%	\$5,105.48	12.32%
PSD 403	25991	10	Y	N	P	A	ADULT COR	CO04	\$41,450.52	364.05	\$6,571.37	15.85%	60.92	\$1,322.55	3.19%	\$7,893.92	19.04%
PSD 403	33862	10	Y	N	P	A	ADULT COR	CO04	\$41,450.52	332.07	\$6,234.12	15.04%	44.32	\$999.76	2.41%	\$7,233.88	17.45%
PSD 403	36126	10	Y	N	P	A	ADULT COR	CO04	\$41,450.52	192.49	\$1,492.17	3.60%	123.60	\$2,788.13	6.73%	\$4,280.30	10.33%
PSD 403	36133	10	Y	N	P	A	ADULT COR	CO04	\$41,450.52	360.32	\$6,629.91	15.99%	54.44	\$1,228.04	2.96%	\$7,857.95	18.96%
PSD 403	38793	10	Y	N	P	A	ADULT COR	CO04	\$41,450.52	242.71	\$2,938.86	7.09%	96.70	\$2,181.33	5.26%	\$5,120.19	12.35%
PSD 403	38795	10	Y	N	P	A	ADULT COR	CO04	\$41,450.52	251.90	\$4,086.87	9.86%	63.15	\$1,424.52	3.44%	\$5,511.39	13.30%
PSD 403	02587	20	Y	N	P	A	ADULT COR	CO09	\$67,717.00	243.88	\$7,897.66	11.66%	0.00	\$0.00	0.00%	\$7,897.66	11.66%
PSD 403	02616	20	Y	N	P	A	ADULT COR	CO09	\$67,717.00	233.50	\$6,536.22	9.65%	30.00	\$1,024.62	1.51%	\$7,560.84	11.17%
PSD 403	07173	20	Y	N	P	A	ADULT COR	CO09	\$62,095.00	294.88	\$6,978.99	11.24%	62.00	\$1,943.34	3.13%	\$8,922.33	14.37%
PSD 403	33986	20	Y	N	P	A	ADULT COR	CO09	\$62,095.00	461.19	\$9,396.76	15.13%	147.43	\$4,621.08	7.44%	\$14,017.84	22.57%
PSD 403	51449	20	Y	N	P	A	ADULT COR	CO09	\$69,220.62	358.75	\$10,883.53	15.72%	22.25	\$759.92	1.10%	\$11,643.45	16.82%
PSD 403	6707	1	Y	N	P	A	GENERAL M	WS11	\$53,116.50	342.75	\$8,359.45	15.74%	0.00	\$0.00	0.00%	\$8,359.45	15.74%
PSD 404	28924	10	Y	N	P	A	ADULT COR	CO06	\$46,946.57	259.09	\$6,029.94	12.84%	0.00	\$0.00	0.00%	\$6,029.94	12.84%
PSD 404	30785	10	Y	N	P	A	ADULT COR	CO06	\$48,262.80	239.01	\$1,736.14	3.60%	164.38	\$3,857.87	7.99%	\$5,594.01	11.59%
PSD 404	34503	10	Y	N	P	A	ADULT COR	CO06	\$48,519.00	406.64	\$9,402.20	19.38%	0.00	\$0.00	0.00%	\$9,402.20	19.38%
PSD 404	34554	10	Y	N	P	A	ADULT COR	CO06	\$48,519.00	246.76	\$5,438.94	11.21%	12.75	\$299.23	0.62%	\$5,738.17	11.83%
PSD 404	36433	10	Y	N	P	A	ADULT COR	CO06	\$57,222.50	692.63	\$18,301.98	31.98%	0.00	\$0.00	0.00%	\$18,301.98	31.98%

Department of Public Safety
Overtime Position List

Table 18

(Only for Positions the Sum of Overtime Paid and Value of Compensatory Time for which was at Least 10% of Base Pay during FY15)

PSD 404	36437	10	Y	N	P	A	ADULT COR	CO06	\$48,596.94	374.51	\$7,894.04	16.24%	36.00	\$844.89	1.74%	\$8,738.93	17.98%
PSD 404	36438	10	Y	N	P	A	ADULT COR	CO06	\$45,796.00	375.63	\$8,198.50	17.90%	0.00	\$0.00	0.00%	\$8,198.50	17.90%
PSD 404	36438	10	Y	N	P	A	ADULT COR	CO06	\$33,592.00	309.63	\$6,652.11	19.80%	0.00	\$0.00	0.00%	\$6,652.11	19.80%
PSD 404	37086	10	Y	N	P	A	ADULT COR	CO06	\$49,442.57	451.88	\$9,581.57	19.38%	41.00	\$962.24	1.95%	\$10,543.81	21.33%
PSD 404	37090	10	Y	N	P	A	ADULT COR	CO06	\$48,519.00	273.38	\$6,314.82	13.02%	0.00	\$0.00	0.00%	\$6,314.82	13.02%
PSD 404	37092	10	Y	N	P	A	ADULT COR	CO06	\$48,519.00	905.00	\$20,957.19	43.19%	2.00	\$46.94	0.10%	\$21,004.13	43.29%
PSD 404	37093	10	Y	N	P	A	ADULT COR	CO06	\$48,241.24	546.38	\$12,666.15	26.26%	0.00	\$0.00	0.00%	\$12,666.15	26.26%
PSD 404	37094	10	Y	N	P	A	ADULT COR	CO06	\$50,808.54	261.76	\$4,426.47	8.71%	71.63	\$1,681.10	3.31%	\$6,107.57	12.02%
PSD 404	37095	10	Y	N	P	A	ADULT COR	CO06	\$48,495.08	324.99	\$7,556.06	15.58%	0.00	\$0.00	0.00%	\$7,556.06	15.58%
PSD 404	37096	10	Y	N	P	A	ADULT COR	CO06	\$22,461.48	122.00	\$2,803.70	12.48%	0.00	\$0.00	0.00%	\$2,803.70	12.48%
PSD 404	37098	10	Y	N	P	A	ADULT COR	CO06	\$48,519.00	525.61	\$12,251.35	25.25%	0.00	\$0.00	0.00%	\$12,251.35	25.25%
PSD 404	37099	10	Y	N	P	A	ADULT COR	CO06	\$48,519.00	427.80	\$9,678.55	19.95%	13.00	\$305.10	0.63%	\$9,983.65	20.58%
PSD 404	38301	10	Y	N	P	A	ADULT COR	CO06	\$49,207.95	222.38	\$5,205.54	10.58%	0.00	\$0.00	0.00%	\$5,205.54	10.58%
PSD 404	38304	10	Y	N	P	A	ADULT COR	CO06	\$45,572.91	461.57	\$9,422.69	20.68%	0.00	\$0.00	0.00%	\$9,422.69	20.68%
PSD 404	47207	10	Y	N	P	A	ADULT COR	CO06	\$41,753.19	418.27	\$5,989.66	14.35%	161.63	\$3,793.33	9.09%	\$9,782.99	23.43%
PSD 404	47214	10	Y	N	P	A	ADULT COR	CO06	\$48,871.64	212.63	\$4,936.59	10.10%	0.00	\$0.00	0.00%	\$4,936.59	10.10%
PSD 404	51757	10	Y	N	P	A	ADULT COR	CO06	\$48,501.57	391.72	\$9,098.09	18.76%	1.00	\$23.47	0.05%	\$9,121.56	18.81%
PSD 404	51759	10	Y	N	P	A	ADULT COR	CO06	\$48,506.86	349.26	\$8,121.64	16.74%	1.00	\$23.47	0.05%	\$8,145.11	16.79%
PSD 404	51760	10	Y	N	P	A	ADULT COR	CO06	\$48,513.48	411.25	\$9,359.72	19.29%	9.00	\$211.22	0.44%	\$9,570.94	19.73%
PSD 404	51766	10	Y	N	P	A	ADULT COR	CO06	\$45,625.82	599.76	\$11,825.33	25.92%	4.00	\$93.88	0.21%	\$11,919.21	26.12%
PSD 404	51771	10	Y	N	P	A	ADULT COR	CO06	\$48,474.78	323.25	\$7,483.73	15.44%	0.00	\$0.00	0.00%	\$7,483.73	15.44%
PSD 404	53073	10	Y	N	P	A	ADULT COR	CO06	\$48,289.96	385.09	\$8,669.87	17.95%	13.50	\$316.83	0.66%	\$8,986.70	18.61%
PSD 404	53074	10	Y	N	P	A	ADULT COR	CO06	\$48,519.00	444.66	\$10,313.50	21.26%	0.75	\$17.60	0.04%	\$10,331.10	21.29%
PSD 404	53312	10	Y	N	P	A	ADULT COR	CO06	\$49,176.64	232.25	\$5,420.06	11.02%	0.00	\$0.00	0.00%	\$5,420.06	11.02%
PSD 404	53313	10	Y	N	P	A	ADULT COR	CO06	\$48,519.00	369.52	\$8,321.26	17.15%	12.75	\$299.23	0.62%	\$8,620.49	17.77%
PSD 404	118632	10	Y	N	P	A	ADULT COR	CO06	\$48,519.00	282.35	\$6,474.63	13.34%	4.63	\$108.66	0.22%	\$6,583.29	13.57%
PSD 404	118636	10	Y	N	P	A	ADULT COR	CO06	\$48,519.00	861.48	\$20,084.32	41.39%	0.00	\$0.00	0.00%	\$20,084.32	41.39%
PSD 404	118638	10	Y	N	P	A	ADULT COR	CO06	\$48,519.00	354.13	\$8,211.41	16.92%	0.00	\$0.00	0.00%	\$8,211.41	16.92%
PSD 404	36428	10	Y	N	P	A	ADULT COR	CO08	\$57,003.00	522.63	\$13,092.52	22.97%	46.75	\$1,293.54	2.27%	\$14,386.06	25.24%
PSD 404	36430	10	Y	N	P	A	ADULT COR	CO08	\$56,982.57	281.38	\$5,245.96	9.21%	88.75	\$2,455.64	4.31%	\$7,701.60	13.52%
PSD 404	37087	10	Y	N	P	A	ADULT COR	CO08	\$57,205.50	225.63	\$6,192.26	10.82%	0.00	\$0.00	0.00%	\$6,192.26	10.82%
PSD 404	53326	10	Y	N	P	A	ADULT COR	CO08	\$57,390.91	257.75	\$3,947.33	6.88%	112.25	\$3,105.87	5.41%	\$7,053.20	12.29%
PSD 404	53327	10	Y	N	P	A	ADULT COR	CO08	\$55,190.98	351.38	\$9,255.03	16.77%	10.75	\$297.44	0.54%	\$9,552.47	17.31%
PSD 404	53328	10	Y	N	P	A	ADULT COR	CO08	\$47,437.50	383.63	\$10,395.71	21.91%	0.00	\$0.00	0.00%	\$10,395.71	21.91%
PSD 404	36432	10	Y	N	P	A	ADULT COR	CO04	\$49,333.29	380.88	\$8,871.91	17.98%	0.00	\$0.00	0.00%	\$8,871.91	17.98%
PSD 404	37088	10	Y	N	P	A	ADULT COR	CO04	\$47,156.23	525.38	\$11,733.63	24.88%	0.00	\$0.00	0.00%	\$11,733.63	24.88%
PSD 404	51770	10	Y	N	P	A	ADULT COR	CO04	\$38,186.13	332.26	\$7,195.71	18.84%	0.00	\$0.00	0.00%	\$7,195.71	18.84%
PSD 404	51772	10	Y	N	P	A	ADULT COR	CO04	\$47,009.83	630.38	\$13,590.86	28.91%	12.00	\$281.63	0.60%	\$13,872.49	29.51%
PSD 404	24565	20	Y	N	P	A	ADULT COR	CO09	\$60,079.50	477.75	\$10,876.38	18.10%	85.75	\$2,575.96	4.29%	\$13,452.34	22.39%
PSD 404	38631	20	Y	N	P	A	ADULT COR	CO09	\$60,909.75	451.00	\$13,239.88	21.74%	7.50	\$225.30	0.37%	\$13,465.18	22.11%
PSD 404	38632	20	Y	N	P	A	ADULT COR	CO09	\$62,211.50	249.00	\$7,011.65	11.27%	13.00	\$390.53	0.63%	\$7,402.18	11.90%

Department of Public Safety
Overtime Position List

Table 18

(Only for Positions the Sum of Overtime Paid and Value of Compensatory Time for which was at Least 10% of Base Pay during FY15)

PSD 405	02561	10	Y	N	P	A	ADULT COR	CO06	\$48,519.00	1927.75	\$43,200.27	89.04%	72.75	\$1,707.39	3.52%	\$44,907.66	92.56%
PSD 405	08183	10	Y	N	P	A	ADULT COR	CO06	\$48,519.00	1111.88	\$25,702.74	52.97%	5.38	\$126.26	0.26%	\$25,829.00	53.23%
PSD 405	08184	10	Y	N	P	A	ADULT COR	CO06	\$54,497.60	1093.65	\$16,902.11	31.01%	454.15	#####	22.11%	\$28,949.31	53.12%
PSD 405	25504	10	Y	N	P	A	ADULT COR	CO06	\$47,466.90	885.39	\$20,581.94	43.36%	0.00	\$0.00	0.00%	\$20,581.94	43.36%
PSD 405	25551	10	Y	N	P	A	ADULT COR	CO06	\$40,094.21	397.25	\$8,992.60	22.43%	9.50	\$222.96	0.56%	\$9,215.56	22.98%
PSD 405	25975	10	Y	N	P	A	ADULT COR	CO06	\$36,342.40	349.89	\$7,719.15	21.24%	19.00	\$445.92	1.23%	\$8,165.07	22.47%
PSD 405	25977	10	Y	N	P	A	ADULT COR	CO06	\$57,143.48	874.25	\$22,301.58	39.03%	31.00	\$822.33	1.44%	\$23,123.91	40.47%
PSD 405	25978	10	Y	N	P	A	ADULT COR	CO06	\$45,491.00	457.75	\$6,862.67	15.09%	143.25	\$3,361.97	7.39%	\$10,224.64	22.48%
PSD 405	25980	10	Y	N	P	A	ADULT COR	CO06	\$47,899.53	537.88	\$8,618.32	17.99%	165.50	\$3,884.16	8.11%	\$12,502.48	26.10%
PSD 405	25981	10	Y	N	P	A	ADULT COR	CO06	\$48,607.50	633.15	\$13,844.67	28.48%	39.40	\$924.69	1.90%	\$14,769.36	30.38%
PSD 405	25982	10	Y	N	P	A	ADULT COR	CO06	\$48,607.50	230.25	\$4,240.54	8.72%	48.00	\$1,328.12	2.73%	\$5,568.66	11.46%
PSD 405	25993	10	Y	N	P	A	ADULT COR	CO06	\$48,519.00	926.25	\$21,187.41	43.67%	15.25	\$357.91	0.74%	\$21,545.32	44.41%
405	28372	10	Y	N	P	A	ADULT COR	CO06	\$45,491.00	295.50	\$6,392.66	14.05%	0.00	\$0.00	0.00%	\$6,392.66	14.05%
405	28918	10	Y	N	P	A	ADULT COR	CO06	\$48,519.00	739.75	\$16,712.05	34.44%	24.00	\$563.26	1.16%	\$17,275.31	35.61%
405	30813	10	Y	N	P	A	ADULT COR	CO06	\$45,491.00	868.38	\$14,922.46	32.80%	189.50	\$4,447.42	9.78%	\$19,369.88	42.58%
PSD 405	31196	10	Y	N	P	A	ADULT COR	CO06	\$45,491.00	581.01	\$8,756.03	19.25%	175.25	\$3,804.61	8.36%	\$12,560.64	27.61%
PSD 405	33241	10	Y	N	P	A	ADULT COR	CO06	\$22,502.13	297.75	\$6,894.32	30.64%	4.00	\$93.88	0.42%	\$6,988.20	31.06%
PSD 405	33243	10	Y	N	P	A	ADULT COR	CO06	\$50,704.00	1519.51	\$34,719.95	68.48%	87.38	\$2,139.47	4.22%	\$36,859.42	72.70%
PSD 405	35602	10	Y	N	P	A	ADULT COR	CO06	\$45,491.00	899.51	\$8,932.74	19.64%	488.00	#####	25.18%	\$20,385.72	44.81%
PSD 405	35624	10	Y	N	P	A	ADULT COR	CO06	\$57,222.50	1400.00	\$36,825.00	64.35%	7.00	\$185.69	0.32%	\$37,010.69	64.68%
PSD 405	35625	10	Y	N	P	A	ADULT COR	CO06	\$47,959.65	394.75	\$9,124.33	19.03%	0.00	\$0.00	0.00%	\$9,124.33	19.03%
PSD 405	35637	10	Y	N	P	A	ADULT COR	CO06	\$48,607.50	548.50	\$6,040.73	12.43%	286.00	\$6,712.20	13.81%	\$12,752.93	26.24%
PSD 405	35638	10	Y	N	P	A	ADULT COR	CO06	\$50,704.00	562.00	\$13,291.97	26.21%	13.50	\$330.54	0.65%	\$13,622.51	26.87%
PSD 405	36157	10	Y	N	P	A	ADULT COR	CO06	\$42,259.53	262.88	\$5,424.00	12.83%	10.88	\$255.35	0.60%	\$5,679.35	13.44%
PSD 405	36172	10	Y	N	P	A	ADULT COR	CO06	\$48,519.00	283.88	\$6,957.23	14.34%	0.00	\$0.00	0.00%	\$6,957.23	14.34%
PSD 405	37800	10	Y	N	P	A	ADULT COR	CO06	\$45,491.00	730.13	\$13,890.38	30.53%	91.00	\$2,135.70	4.69%	\$16,026.08	35.23%
PSD 405	37801	10	Y	N	P	A	ADULT COR	CO06	\$50,655.77	678.88	\$15,592.07	30.78%	39.00	\$954.90	1.89%	\$16,546.97	32.67%
PSD 405	37992	10	Y	N	P	A	ADULT COR	CO06	\$45,491.00	384.27	\$8,336.27	18.33%	1.50	\$35.20	0.08%	\$8,371.47	18.40%
PSD 405	38007	10	Y	N	P	A	ADULT COR	CO06	\$34,809.69	186.81	\$3,936.36	11.31%	17.39	\$408.13	1.17%	\$4,344.49	12.48%
PSD 405	38522	10	Y	N	P	A	ADULT COR	CO06	\$41,450.52	461.50	\$9,438.35	22.77%	26.00	\$564.45	1.36%	\$10,002.80	24.13%
PSD 405	49839	10	Y	N	P	A	ADULT COR	CO06	\$45,235.73	454.63	\$8,135.49	17.98%	78.00	\$1,830.60	4.05%	\$9,966.09	22.03%
PSD 405	49842	10	Y	N	P	A	ADULT COR	CO06	\$48,289.00	569.02	\$13,918.33	28.82%	18.50	\$471.00	0.98%	\$14,389.33	29.80%
PSD 405	49846	10	Y	N	P	A	ADULT COR	CO06	\$48,519.00	273.03	\$6,180.90	12.74%	7.13	\$167.34	0.34%	\$6,348.24	13.08%
PSD 405	49847	10	Y	N	P	A	ADULT COR	CO06	\$48,607.50	1183.25	\$26,150.64	53.80%	60.00	\$1,408.15	2.90%	\$27,558.79	56.70%
PSD 405	49848	10	Y	N	P	A	ADULT COR	CO06	\$50,627.58	262.76	\$6,107.88	12.06%	9.75	\$238.73	0.47%	\$6,346.61	12.54%
PSD 405	49850	10	Y	N	P	A	ADULT COR	CO06	\$52,729.00	1048.88	\$25,667.90	48.68%	31.38	\$798.92	1.52%	\$26,466.82	50.19%
PSD 405	49851	10	Y	N	P	A	ADULT COR	CO06	\$45,491.00	473.13	\$10,188.02	22.40%	6.75	\$158.42	0.35%	\$10,346.44	22.74%
PSD 405	51410	10	Y	N	P	A	ADULT COR	CO06	\$48,515.29	1181.13	\$23,186.25	47.79%	129.50	\$3,039.27	6.26%	\$26,225.52	54.06%
PSD 405	51412	10	Y	N	P	A	ADULT COR	CO06	\$48,133.48	528.52	\$9,914.74	20.60%	103.89	\$2,438.22	5.07%	\$12,352.96	25.66%
PSD 405	51414	10	Y	N	P	A	ADULT COR	CO06	\$48,519.00	551.50	\$12,133.20	25.01%	28.00	\$657.14	1.35%	\$12,790.34	26.36%
PSD 405	51415	10	Y	N	P	A	ADULT COR	CO06	\$45,491.00	313.27	\$6,035.95	13.27%	35.00	\$821.42	1.81%	\$6,857.37	15.07%

Department of Public Safety
Overtime Position List

Table 18

(Only for Positions the Sum of Overtime Paid and Value of Compensatory Time for which was at Least 10% of Base Pay during FY15)

PSD 405	51416	10	Y	N	P	A	ADULT COR	CO06	\$57,222.50	1096.00	\$28,931.41	50.56%	2.00	\$53.05	0.09%	\$28,984.46	50.65%
PSD 405	51418	10	Y	N	P	A	ADULT COR	CO06	\$48,519.00	868.88	\$19,729.09	40.66%	21.00	\$492.85	1.02%	\$20,221.94	41.68%
PSD 405	51420	10	Y	N	P	A	ADULT COR	CO06	\$43,967.01	223.50	\$4,857.12	11.05%	24.50	\$599.87	1.36%	\$5,456.99	12.41%
PSD 405	51430	10	Y	N	P	A	ADULT COR	CO06	\$45,491.00	281.00	\$6,130.70	13.48%	0.00	\$0.00	0.00%	\$6,130.70	13.48%
PSD 405	51432	10	Y	N	P	A	ADULT COR	CO06	\$48,519.00	383.39	\$8,828.93	18.20%	4.00	\$93.88	0.19%	\$8,922.81	18.39%
PSD 405	51433	10	Y	N	P	A	ADULT COR	CO06	\$48,519.00	996.14	\$21,891.45	45.12%	54.38	\$1,276.26	2.63%	\$23,167.71	47.75%
PSD 405	51434	10	Y	N	P	A	ADULT COR	CO06	\$48,607.50	228.88	\$4,939.46	10.16%	12.00	\$281.63	0.58%	\$5,221.09	10.74%
PSD 405	51435	10	Y	N	P	A	ADULT COR	CO06	\$50,274.79	1166.25	\$25,829.38	51.38%	30.00	\$734.54	1.46%	\$26,563.92	52.84%
PSD 405	51436	10	Y	N	P	A	ADULT COR	CO06	\$48,556.90	487.00	\$11,370.23	23.42%	0.00	\$0.00	0.00%	\$11,370.23	23.42%
PSD 405	51438	10	Y	N	P	A	ADULT COR	CO06	\$48,607.50	418.50	\$9,672.83	19.90%	4.00	\$93.88	0.19%	\$9,766.71	20.09%
PSD 405	51440	10	Y	N	P	A	ADULT COR	CO06	\$48,519.00	991.26	\$17,179.83	35.41%	253.00	\$5,937.72	12.24%	\$23,117.55	47.65%
PSD 405	51441	10	Y	N	P	A	ADULT COR	CO06	\$48,607.50	1407.28	\$32,357.38	66.57%	16.25	\$381.38	0.78%	\$32,738.76	67.35%
PSD 405	51442	10	Y	N	P	A	ADULT COR	CO06	\$47,599.00	310.50	\$7,263.90	15.26%	0.00	\$0.00	0.00%	\$7,263.90	15.26%
PSD 405	51450	10	Y	N	P	A	ADULT COR	CO06	\$45,491.00	658.02	\$10,860.76	23.87%	157.38	\$3,693.59	8.12%	\$14,554.35	31.99%
405	51452	10	Y	N	P	A	ADULT COR	CO06	\$48,607.50	373.89	\$8,244.44	16.96%	20.00	\$469.38	0.97%	\$8,713.82	17.93%
405	51454	10	Y	N	P	A	ADULT COR	CO06	\$42,984.31	504.63	\$8,253.92	19.20%	150.38	\$3,529.30	8.21%	\$11,783.22	27.41%
405	51455	10	Y	N	P	A	ADULT COR	CO06	\$45,491.00	309.63	\$5,536.14	12.17%	54.25	\$1,273.21	2.80%	\$6,809.35	14.97%
405	51459	10	Y	N	P	A	ADULT COR	CO06	\$45,491.00	387.89	\$6,755.24	14.85%	79.51	\$1,866.04	4.10%	\$8,621.28	18.95%
405	51460	10	Y	N	P	A	ADULT COR	CO06	\$45,491.00	901.89	\$18,962.03	41.68%	27.50	\$645.40	1.42%	\$19,607.43	43.10%
PSD 405	51669	10	Y	N	P	A	ADULT COR	CO06	\$45,491.00	822.25	\$18,056.70	39.69%	0.00	\$0.00	0.00%	\$18,056.70	39.69%
PSD 405	118646	10	Y	N	P	A	ADULT COR	CO06	\$48,519.00	2860.40	\$65,438.49	134.87%	49.25	\$1,155.86	2.38%	\$66,594.35	137.25%
PSD 405	118647	10	Y	N	P	A	ADULT COR	CO06	\$52,729.00	1345.75	\$29,023.94	55.04%	199.75	\$5,085.56	9.64%	\$34,109.50	64.69%
PSD 405	118649	10	Y	N	P	A	ADULT COR	CO06	\$45,491.00	441.39	\$780.36	1.72%	405.39	\$9,514.19	20.91%	\$10,294.55	22.63%
PSD 405	118651	10	Y	N	P	A	ADULT COR	CO06	\$52,729.00	570.51	\$11,205.72	21.25%	125.76	\$3,201.80	6.07%	\$14,407.52	27.32%
PSD 405	118652	10	Y	N	P	A	ADULT COR	CO06	\$45,074.95	880.64	\$19,207.18	42.61%	0.00	\$0.00	0.00%	\$19,207.18	42.61%
PSD 405	118654	10	Y	N	P	A	ADULT COR	CO06	\$39,102.63	164.38	\$2,968.84	7.59%	52.00	\$1,379.40	3.53%	\$4,348.24	11.12%
PSD 405	120532	10	Y	N	P	A	ADULT COR	CO06	\$45,491.00	852.00	\$15,834.28	34.81%	128.50	\$3,015.80	6.63%	\$18,850.08	41.44%
PSD 405	120533	10	Y	N	P	A	ADULT COR	CO06	\$44,549.15	359.75	\$7,376.20	16.56%	18.00	\$390.77	0.88%	\$7,766.97	17.43%
PSD 405	120534	10	Y	N	P	A	ADULT COR	CO06	\$45,491.00	428.64	\$9,125.29	20.06%	6.00	\$130.26	0.29%	\$9,255.55	20.35%
PSD 405	120535	10	Y	N	P	A	ADULT COR	CO06	\$45,491.00	414.25	\$8,640.30	18.99%	16.00	\$375.51	0.83%	\$9,015.81	19.82%
PSD 405	120536	10	Y	N	P	A	ADULT COR	CO06	\$45,491.00	487.63	\$9,223.09	20.27%	64.00	\$1,502.03	3.30%	\$10,725.12	23.58%
PSD 405	29562	10	Y	N	P	A	ADULT COR	CO08	\$56,566.15	215.40	\$3,078.48	5.44%	102.75	\$2,843.01	5.03%	\$5,921.49	10.47%
PSD 405	29564	10	Y	N	P	A	ADULT COR	CO08	\$57,205.50	876.75	\$23,099.71	40.38%	22.50	\$622.56	1.09%	\$23,722.27	41.47%
PSD 405	29565	10	Y	N	P	A	ADULT COR	CO08	\$57,003.00	754.38	\$20,596.19	36.13%	5.00	\$138.35	0.24%	\$20,734.54	36.37%
PSD 405	32537	10	Y	N	P	A	ADULT COR	CO08	\$57,613.96	952.25	\$23,819.02	41.34%	52.25	\$1,386.03	2.41%	\$25,205.05	43.75%
PSD 405	34262	10	Y	N	P	A	ADULT COR	CO08	\$57,205.50	1720.00	\$44,140.27	77.16%	96.00	\$2,656.25	4.64%	\$46,796.52	81.80%
PSD 405	34846	10	Y	N	P	A	ADULT COR	CO08	\$62,211.50	1668.00	\$48,368.85	77.75%	47.25	\$1,419.41	2.28%	\$49,788.26	80.03%
PSD 405	36050	10	Y	N	P	A	ADULT COR	CO08	\$49,318.17	260.25	\$4,258.43	8.63%	77.25	\$1,813.00	3.68%	\$6,071.43	12.31%
PSD 405	38662	10	Y	N	P	A	ADULT COR	CO08	\$56,888.06	658.25	\$17,584.89	30.91%	14.50	\$401.20	0.71%	\$17,986.09	31.62%
PSD 405	39508	10	Y	N	P	A	ADULT COR	CO08	\$62,211.50	263.67	\$7,856.20	12.63%	0.38	\$11.42	0.02%	\$7,867.62	12.65%
PSD 405	39509	10	Y	N	P	A	ADULT COR	CO08	\$62,211.50	934.00	\$27,525.45	44.24%	8.75	\$262.85	0.42%	\$27,788.30	44.67%

Department of Public Safety
Overtime Position List

Table 18

(Only for Positions the Sum of Overtime Paid and Value of Compensatory Time for which was at Least 10% of Base Pay during FY15)

PSD 405	45944	10	Y	N	P	A	ADULT COR	CO08	\$16,321.00	292.25	\$8,002.24	49.03%	0.00	\$0.00	0.00%	\$8,002.24	49.03%
PSD 405	49853	10	Y	N	P	A	ADULT COR	CO08	\$57,613.96	272.50	\$7,200.76	12.50%	0.00	\$0.00	0.00%	\$7,200.76	12.50%
PSD 405	51402	10	Y	N	P	A	ADULT COR	CO08	\$57,205.50	1801.63	\$49,055.16	85.75%	0.75	\$20.75	0.04%	\$49,075.91	85.79%
PSD 405	51404	10	Y	N	P	A	ADULT COR	CO08	\$62,211.50	1313.00	\$36,641.39	58.90%	81.00	\$2,433.27	3.91%	\$39,074.66	62.81%
PSD 405	51406	10	Y	N	P	A	ADULT COR	CO08	\$62,211.50	365.75	\$10,501.70	16.88%	12.75	\$383.01	0.62%	\$10,884.71	17.50%
PSD 405	38523	10	Y	N	P	A	ADULT COR	CO04	\$2,196.00	10.00	\$263.90	12.02%	0.00	\$0.00	0.00%	\$263.90	12.02%
PSD 405	49843	10	Y	N	P	A	ADULT COR	CO04	\$41,450.52	543.88	\$8,372.50	20.20%	157.50	\$3,419.26	8.25%	\$11,791.76	28.45%
PSD 405	49852	10	Y	N	P	A	ADULT COR	CO04	\$41,450.52	312.51	\$6,512.17	15.71%	12.00	\$260.52	0.63%	\$6,772.69	16.34%
PSD 405	51439	10	Y	N	P	A	ADULT COR	CO04	\$41,450.52	287.00	\$5,987.74	14.45%	10.75	\$233.38	0.56%	\$6,221.12	15.01%
PSD 405	51444	10	Y	N	P	A	ADULT COR	CO04	\$41,450.52	239.26	\$5,177.38	12.49%	0.00	\$0.00	0.00%	\$5,177.38	12.49%
PSD 405	51453	10	Y	N	P	A	ADULT COR	CO04	\$41,450.52	671.51	\$12,250.68	29.55%	106.26	\$2,306.86	5.57%	\$14,557.54	35.12%
PSD 405	51457	10	Y	N	P	A	ADULT COR	CO04	\$41,536.04	205.63	\$4,367.16	10.51%	4.00	\$86.84	0.21%	\$4,454.00	10.72%
PSD 405	51458	10	Y	N	P	A	ADULT COR	CO04	\$41,450.52	290.00	\$6,283.34	15.16%	0.00	\$0.00	0.00%	\$6,283.34	15.16%
PSD 405	25979	20	Y	N	P	A	ADULT COR	CO09	\$62,211.50	593.00	\$16,407.98	26.37%	26.00	\$781.05	1.26%	\$17,189.03	27.63%
PSD 405	25989	20	Y	N	P	A	ADULT COR	CO09	\$67,717.00	1149.14	\$31,695.18	46.81%	166.00	\$5,428.20	8.02%	\$37,123.38	54.82%
PSD 405	25990	20	Y	N	P	A	ADULT COR	CO09	\$67,717.00	1012.38	\$31,594.66	46.66%	35.00	\$1,144.50	1.69%	\$32,739.16	48.35%
PSD 405	33244	20	Y	N	P	A	ADULT COR	CO09	\$62,402.48	1219.65	\$33,724.75	54.04%	86.00	\$2,583.47	4.14%	\$36,308.22	58.18%
PSD 405	49854	20	Y	N	P	A	ADULT COR	CO09	\$67,717.00	287.65	\$9,235.61	13.64%	0.00	\$0.00	0.00%	\$9,235.61	13.64%
PSD 405	118645	20	Y	N	P	A	ADULT COR	CO09	\$62,206.85	543.64	\$4,869.30	7.83%	382.26	#####	18.46%	\$16,352.54	26.29%
PSD 405	121539	20	Y	N	P	A	ADULT COR	CO09	\$60,079.50	747.76	\$20,236.92	33.68%	45.75	\$1,374.35	2.29%	\$21,611.27	35.97%
PSD 405	43140	1	Y	N	P	A	BUILDING M	WS09	\$50,083.00	777.91	\$18,660.00	37.26%	0.00	\$0.00	0.00%	\$18,660.00	37.26%
PSD 405	118806	13	Y	N	P	A	HUMAN SER	SR22	\$64,920.00	1127.65	\$34,000.22	52.37%	38.25	\$1,193.84	1.84%	\$35,194.06	54.21%
PSD 405	53056	1	Y	N	P	A	LAUNDRY W	WS03	\$38,686.00	870.39	\$14,993.70	38.76%	63.13	\$1,201.53	3.11%	\$16,195.23	41.86%
PSD 406	02548	10	Y	N	P	A	ADULT COR	CO06	\$47,622.00	288.77	\$6,312.88	13.26%	5.00	\$117.35	0.25%	\$6,430.23	13.50%
PSD 406	02613	10	Y	N	P	A	ADULT COR	CO06	\$47,622.00	875.38	\$19,414.10	40.77%	16.75	\$393.11	0.83%	\$19,807.21	41.59%
PSD 406	11703	10	Y	N	P	A	ADULT COR	CO06	\$48,257.57	1126.13	\$27,149.50	56.26%	5.00	\$119.88	0.25%	\$27,269.38	56.51%
PSD 406	12831	10	Y	N	P	A	ADULT COR	CO06	\$48,607.50	197.38	\$4,917.88	10.12%	4.00	\$98.19	0.20%	\$5,016.07	10.32%
PSD 406	28910	10	Y	N	P	A	ADULT COR	CO06	\$48,519.00	504.00	\$11,975.74	24.68%	11.00	\$263.75	0.54%	\$12,239.49	25.23%
PSD 406	31578	10	Y	N	P	A	ADULT COR	CO06	\$48,087.99	1248.50	\$26,305.14	54.70%	165.75	\$3,974.18	8.26%	\$30,279.32	62.97%
PSD 406	33137	10	Y	N	P	A	ADULT COR	CO06	\$48,021.23	348.77	\$6,527.51	13.59%	78.50	\$1,882.19	3.92%	\$8,409.70	17.51%
PSD 406	33138	10	Y	N	P	A	ADULT COR	CO06	\$48,519.00	305.25	\$6,331.45	13.05%	45.00	\$1,056.12	2.18%	\$7,387.57	15.23%
PSD 406	33140	10	Y	N	P	A	ADULT COR	CO06	\$48,519.00	971.02	\$21,852.78	45.04%	69.77	\$1,672.87	3.45%	\$23,525.65	48.49%
PSD 406	34797	10	Y	N	P	A	ADULT COR	CO06	\$48,519.00	1240.13	\$30,315.47	62.48%	48.00	\$1,178.31	2.43%	\$31,493.78	64.91%
PSD 406	34798	10	Y	N	P	A	ADULT COR	CO06	\$55,818.49	245.38	\$366.29	0.66%	231.50	\$6,140.98	11.00%	\$6,507.27	11.66%
PSD 406	34799	10	Y	N	P	A	ADULT COR	CO06	\$48,519.00	337.38	\$8,430.42	17.38%	6.50	\$159.56	0.33%	\$8,589.98	17.70%
PSD 406	34801	10	Y	N	P	A	ADULT COR	CO06	\$39,929.59	326.39	\$7,833.77	19.62%	4.00	\$95.91	0.24%	\$7,929.68	19.86%
PSD 406	35589	10	Y	N	P	A	ADULT COR	CO06	\$47,659.54	306.38	\$7,564.36	15.87%	9.75	\$239.34	0.50%	\$7,803.70	16.37%
PSD 406	35591	10	Y	N	P	A	ADULT COR	CO06	\$48,519.00	595.76	\$13,955.99	28.76%	20.00	\$479.54	0.99%	\$14,435.53	29.75%
PSD 406	36185	10	Y	N	P	A	ADULT COR	CO06	\$45,513.90	689.38	\$15,453.48	33.95%	63.50	\$1,558.80	3.42%	\$17,012.28	37.38%
PSD 406	37222	10	Y	N	P	A	ADULT COR	CO06	\$47,622.00	218.01	\$4,345.26	9.12%	27.50	\$645.40	1.36%	\$4,990.66	10.48%
PSD 406	37223	10	Y	N	P	A	ADULT COR	CO06	\$48,107.53	223.14	\$5,374.01	11.17%	12.50	\$306.81	0.64%	\$5,680.82	11.81%

Department of Public Safety
Overtime Position List

Table 18

(Only for Positions the Sum of Overtime Paid and Value of Compensatory Time for which was at Least 10% of Base Pay during FY15)

PSD 406	37224	10	Y	N	P	A	ADULT COR	CO06	\$48,519.00	248.88	\$3,766.00	7.76%	100.00	\$2,454.81	5.06%	\$6,220.81	12.82%
PSD 406	37225	10	Y	N	P	A	ADULT COR	CO06	\$47,710.25	541.27	\$7,928.95	16.62%	215.75	\$5,173.02	10.84%	\$13,101.97	27.46%
PSD 406	37226	10	Y	N	P	A	ADULT COR	CO06	\$47,622.00	241.01	\$5,307.63	11.15%	6.00	\$140.82	0.30%	\$5,448.45	11.44%
PSD 406	37227	10	Y	N	P	A	ADULT COR	CO06	\$43,967.96	582.02	\$13,756.19	31.29%	40.51	\$994.44	2.26%	\$14,750.63	33.55%
PSD 406	45580	10	Y	N	P	A	ADULT COR	CO06	\$48,081.89	217.76	\$5,269.19	10.96%	10.50	\$257.75	0.54%	\$5,526.94	11.49%
PSD 406	45583	10	Y	N	P	A	ADULT COR	CO06	\$47,622.00	357.38	\$7,007.17	14.71%	42.00	\$985.71	2.07%	\$7,992.88	16.78%
PSD 406	47202	10	Y	N	P	A	ADULT COR	CO06	\$45,480.00	382.01	\$8,268.35	18.18%	0.00	\$0.00	0.00%	\$8,268.35	18.18%
PSD 406	47203	10	Y	N	P	A	ADULT COR	CO06	\$46,838.24	282.27	\$6,876.87	14.68%	0.00	\$0.00	0.00%	\$6,876.87	14.68%
PSD 406	47204	10	Y	N	P	A	ADULT COR	CO06	\$46,406.78	872.89	\$17,936.36	38.65%	133.75	\$3,206.91	6.91%	\$21,143.27	45.56%
PSD 406	47205	10	Y	N	P	A	ADULT COR	CO06	\$50,117.73	245.25	\$6,301.38	12.57%	4.00	\$101.56	0.20%	\$6,402.94	12.78%
PSD 406	47206	10	Y	N	P	A	ADULT COR	CO06	\$47,289.48	374.76	\$8,337.85	17.63%	4.00	\$93.88	0.20%	\$8,431.73	17.83%
PSD 406	47208	10	Y	N	P	A	ADULT COR	CO06	\$48,519.00	207.00	\$5,166.16	10.65%	4.00	\$98.19	0.20%	\$5,264.35	10.85%
PSD 406	47209	10	Y	N	P	A	ADULT COR	CO06	\$47,622.00	618.13	\$12,965.74	27.23%	47.75	\$1,120.66	2.35%	\$14,086.40	29.58%
PSD 406	47211	10	Y	N	P	A	ADULT COR	CO06	\$48,519.00	214.75	\$5,272.06	10.87%	7.00	\$171.84	0.35%	\$5,443.90	11.22%
PSD 406	47212	10	Y	N	P	A	ADULT COR	CO06	\$37,258.90	542.13	\$12,668.47	34.00%	42.50	\$1,043.29	2.80%	\$13,711.76	36.80%
PSD 406	47213	10	Y	N	P	A	ADULT COR	CO06	\$48,519.00	296.00	\$6,794.26	14.00%	28.00	\$687.27	1.42%	\$7,481.53	15.42%
PSD 406	48357	10	Y	N	P	A	ADULT COR	CO06	\$47,967.46	214.88	\$4,972.46	10.37%	6.63	\$156.28	0.33%	\$5,128.74	10.69%
PSD 406	48358	10	Y	N	P	A	ADULT COR	CO06	\$47,622.00	421.63	\$9,535.23	20.02%	0.00	\$0.00	0.00%	\$9,535.23	20.02%
PSD 406	48359	10	Y	N	P	A	ADULT COR	CO06	\$48,519.00	312.50	\$4,979.52	10.26%	117.00	\$2,872.13	5.92%	\$7,851.65	16.18%
PSD 406	48360	10	Y	N	P	A	ADULT COR	CO06	\$50,567.26	534.00	\$12,888.42	25.49%	40.50	\$1,079.02	2.13%	\$13,967.44	27.62%
PSD 406	48362	10	Y	N	P	A	ADULT COR	CO06	\$48,519.00	337.38	\$4,536.92	9.35%	150.50	\$3,608.53	7.44%	\$8,145.45	16.79%
PSD 406	48364	10	Y	N	P	A	ADULT COR	CO06	\$16,226.41	349.13	\$8,206.66	50.58%	0.00	\$0.00	0.00%	\$8,206.66	50.58%
PSD 406	48365	10	Y	N	P	A	ADULT COR	CO06	\$40,610.32	502.63	\$12,128.30	29.87%	4.00	\$95.91	0.24%	\$12,224.21	30.10%
PSD 406	48366	10	Y	N	P	A	ADULT COR	CO06	\$47,622.00	442.51	\$9,959.80	20.91%	7.00	\$164.28	0.34%	\$10,124.08	21.26%
PSD 406	48367	10	Y	N	P	A	ADULT COR	CO06	\$47,622.00	1594.14	\$23,990.00	50.38%	535.38	#####	26.38%	\$36,554.96	76.76%
PSD 406	48368	10	Y	N	P	A	ADULT COR	CO06	\$47,622.00	775.26	\$16,549.32	34.75%	37.75	\$885.96	1.86%	\$17,435.28	36.61%
PSD 406	48370	10	Y	N	P	A	ADULT COR	CO06	\$48,248.50	323.01	\$5,952.09	12.34%	87.50	\$2,147.96	4.45%	\$8,100.05	16.79%
PSD 406	48372	10	Y	N	P	A	ADULT COR	CO06	\$11,282.76	293.25	\$6,274.34	55.61%	0.00	\$0.00	0.00%	\$6,274.34	55.61%
PSD 406	48374	10	Y	N	P	A	ADULT COR	CO06	\$35,583.02	692.13	\$16,903.28	47.50%	6.00	\$147.29	0.41%	\$17,050.57	47.92%
PSD 406	48376	10	Y	N	P	A	ADULT COR	CO06	\$48,308.36	242.25	\$3,315.20	6.86%	112.50	\$2,761.66	5.72%	\$6,076.86	12.58%
PSD 406	48377	10	Y	N	P	A	ADULT COR	CO06	\$46,248.25	287.88	\$7,133.38	15.42%	4.50	\$110.47	0.24%	\$7,243.85	15.66%
PSD 406	48379	10	Y	N	P	A	ADULT COR	CO06	\$47,130.36	217.75	\$5,426.40	11.51%	8.75	\$216.69	0.46%	\$5,643.09	11.97%
PSD 406	48387	10	Y	N	P	A	ADULT COR	CO06	\$48,519.00	616.63	\$14,770.41	30.44%	8.00	\$191.82	0.40%	\$14,962.23	30.84%
PSD 406	48388	10	Y	N	P	A	ADULT COR	CO06	\$48,519.00	660.51	\$16,655.21	34.33%	4.00	\$98.19	0.20%	\$16,753.40	34.53%
PSD 406	48390	10	Y	N	P	A	ADULT COR	CO06	\$49,718.44	376.38	\$9,719.91	19.55%	4.00	\$101.56	0.20%	\$9,821.47	19.75%
PSD 406	48391	10	Y	N	P	A	ADULT COR	CO06	\$48,176.37	315.25	\$7,254.39	15.06%	28.00	\$687.27	1.43%	\$7,941.66	16.48%
PSD 406	48395	10	Y	N	P	A	ADULT COR	CO06	\$48,519.00	504.25	\$12,641.55	26.05%	8.00	\$196.38	0.40%	\$12,837.93	26.46%
PSD 406	48396	10	Y	N	P	A	ADULT COR	CO06	\$44,153.55	237.25	\$5,703.91	12.92%	12.50	\$306.85	0.69%	\$6,010.76	13.61%
PSD 406	48398	10	Y	N	P	A	ADULT COR	CO06	\$48,519.00	865.64	\$19,867.16	40.95%	43.50	\$1,043.00	2.15%	\$20,910.16	43.10%
PSD 406	48400	10	Y	N	P	A	ADULT COR	CO06	\$48,705.50	927.51	\$23,199.55	47.63%	13.00	\$319.13	0.66%	\$23,518.68	48.29%
PSD 406	48402	10	Y	N	P	A	ADULT COR	CO06	\$48,519.00	2858.63	\$60,136.56	123.94%	372.50	\$8,917.44	18.38%	\$69,054.00	142.32%

Department of Public Safety
Overtime Position List

Table 18

(Only for Positions the Sum of Overtime Paid and Value of Compensatory Time for which was at Least 10% of Base Pay during FY15)

PSD 406	48403	10	Y	N	P	A	ADULT COR	CO06	\$48,139.06	380.50	\$9,580.15	19.90%	4.00	\$98.19	0.20%	\$9,678.34	20.10%
PSD 406	48405	10	Y	N	P	A	ADULT COR	CO06	\$48,519.00	306.77	\$7,471.59	15.40%	12.38	\$303.91	0.63%	\$7,775.50	16.03%
PSD 406	48407	10	Y	N	P	A	ADULT COR	CO06	\$48,519.00	911.51	\$21,290.52	43.88%	75.00	\$1,841.11	3.79%	\$23,131.63	47.68%
PSD 406	48408	10	Y	N	P	A	ADULT COR	CO06	\$50,606.00	545.25	\$11,183.70	22.10%	101.75	\$2,535.92	5.01%	\$13,719.62	27.11%
PSD 406	48409	10	Y	N	P	A	ADULT COR	CO06	\$48,519.00	1315.50	\$32,197.49	66.36%	52.00	\$1,276.50	2.63%	\$33,473.99	68.99%
PSD 406	48411	10	Y	N	P	A	ADULT COR	CO06	\$49,307.90	467.13	\$11,774.63	23.88%	17.63	\$447.63	0.91%	\$12,222.26	24.79%
PSD 406	48413	10	Y	N	P	A	ADULT COR	CO06	\$48,519.00	619.64	\$13,602.72	28.04%	55.00	\$1,316.67	2.71%	\$14,919.39	30.75%
PSD 406	48414	10	Y	N	P	A	ADULT COR	CO06	\$50,476.10	515.38	\$13,324.11	26.40%	4.00	\$101.56	0.20%	\$13,425.67	26.60%
PSD 406	48425	10	Y	N	P	A	ADULT COR	CO06	\$48,519.00	335.13	\$7,986.75	16.46%	4.00	\$95.76	0.20%	\$8,082.51	16.66%
PSD 406	49849	10	Y	N	P	A	ADULT COR	CO06	\$42,789.68	811.63	\$20,600.98	48.14%			0.00%	\$20,600.98	48.14%
PSD 406	49902	10	Y	N	P	A	ADULT COR	CO06	\$47,622.00	1180.63	\$25,110.01	52.73%	68.13	\$1,598.96	3.36%	\$26,708.97	56.09%
PSD 406	49904	10	Y	N	P	A	ADULT COR	CO06	\$48,517.00	294.40	\$7,363.08	15.18%	4.00	\$98.19	0.20%	\$7,461.27	15.38%
PSD 406	49906	10	Y	N	P	A	ADULT COR	CO06	\$47,429.24	338.88	\$6,574.30	13.86%	47.13	\$1,156.95	2.44%	\$7,731.25	16.30%
PSD 406	51429	10	Y	N	P	A	ADULT COR	CO06	\$57,222.50	940.50	\$24,751.50	43.25%	4.00	\$108.14	0.19%	\$24,859.64	43.44%
PSD 406	55238	10	Y	N	P	A	ADULT COR	CO06	\$48,519.00	291.00	\$6,693.12	13.79%	28.00	\$687.35	1.42%	\$7,380.47	15.21%
PSD 406	55240	10	Y	N	P	A	ADULT COR	CO06	\$44,803.17	236.75	\$5,821.62	12.99%	7.00	\$171.84	0.38%	\$5,993.46	13.38%
PSD 406	55242	10	Y	N	P	A	ADULT COR	CO06	\$47,900.43	287.01	\$6,876.89	14.36%	4.00	\$95.91	0.20%	\$6,972.80	14.56%
PSD 406	02611	10	Y	N	P	A	ADULT COR	CO08	\$50,447.75	1162.50	\$29,345.14	58.17%	157.00	\$4,513.00	8.95%	\$33,858.14	67.12%
PSD 406	02612	10	Y	N	P	A	ADULT COR	CO08	\$57,205.50	666.63	\$19,448.90	34.00%	8.00	\$229.96	0.40%	\$19,678.86	34.40%
PSD 406	06031	10	Y	N	P	A	ADULT COR	CO08	\$53,245.00	984.27	\$25,600.93	48.08%	24.00	\$689.88	1.30%	\$26,290.81	49.38%
PSD 406	06970	10	Y	N	P	A	ADULT COR	CO08	\$57,213.50	275.13	\$4,759.35	8.32%	112.75	\$3,241.02	5.66%	\$8,000.37	13.98%
PSD 406	45830	10	Y	N	P	A	ADULT COR	CO08	\$57,003.00	781.13	\$22,242.23	39.02%	29.13	\$837.35	1.47%	\$23,079.58	40.49%
PSD 406	45939	10	Y	N	P	A	ADULT COR	CO08	\$47,405.41	294.89	\$7,097.25	14.97%	0.00	\$0.00	0.00%	\$7,097.25	14.97%
PSD 406	48434	10	Y	N	P	A	ADULT COR	CO08	\$55,283.92	587.26	\$11,327.68	20.49%	204.00	\$5,731.78	10.37%	\$17,059.46	30.86%
PSD 406	48435	10	Y	N	P	A	ADULT COR	CO08	\$55,066.31	556.50	\$15,781.83	28.66%	12.00	\$294.58	0.53%	\$16,076.41	29.19%
PSD 406	48436	10	Y	N	P	A	ADULT COR	CO08	\$46,391.81	226.75	\$2,827.66	6.10%	128.25	\$3,686.57	7.95%	\$6,514.23	14.04%
PSD 406	48438	10	Y	N	P	A	ADULT COR	CO08	\$57,205.50	342.50	\$9,104.19	15.91%	31.75	\$912.66	1.60%	\$10,016.85	17.51%
PSD 406	49908	10	Y	N	P	A	ADULT COR	CO08	\$52,714.29	252.63	\$6,968.41	13.22%	16.00	\$439.75	0.83%	\$7,408.16	14.05%
PSD 406	49910	10	Y	N	P	A	ADULT COR	CO08	\$48,272.99	284.13	\$7,400.16	15.33%	31.63	\$796.92	1.65%	\$8,197.08	16.98%
PSD 406	49912	10	Y	N	P	A	ADULT COR	CO08	\$57,417.26	907.63	\$25,777.04	44.89%	34.50	\$991.71	1.73%	\$26,768.75	46.62%
PSD 406	49913	10	Y	N	P	A	ADULT COR	CO08	\$57,205.50	1440.88	\$42,299.86	73.94%	4.00	\$114.98	0.20%	\$42,414.84	74.14%
PSD 406	11702	10	Y	N	P	A	ADULT COR	CO04	\$32,496.45	248.63	\$5,164.25	15.89%	10.50	\$227.95	0.70%	\$5,392.20	16.59%
PSD 406	36150	10	Y	N	P	A	ADULT COR	CO04	\$33,375.41	203.13	\$4,011.00	12.02%	18.25	\$396.20	1.19%	\$4,407.20	13.20%
PSD 406	38525	10	Y	N	P	A	ADULT COR	CO04	\$32,771.09	366.38	\$7,043.95	21.49%	41.63	\$903.77	2.76%	\$7,947.72	24.25%
PSD 406	45577	10	Y	N	P	A	ADULT COR	CO04	\$33,620.82	298.00	\$5,597.99	16.65%	40.00	\$868.38	2.58%	\$6,466.37	19.23%
PSD 406	45578	10	Y	N	P	A	ADULT COR	CO04	\$48,519.00	596.00	\$14,536.26	29.96%	24.00	\$589.15	1.21%	\$15,125.41	31.17%
PSD 406	45579	10	Y	N	P	A	ADULT COR	CO04	\$33,620.82	508.89	\$8,477.38	25.21%	118.00	\$2,561.73	7.62%	\$11,039.11	32.83%
PSD 406	45582	10	Y	N	P	A	ADULT COR	CO04	\$33,620.82	306.00	\$5,792.50	17.23%	39.00	\$846.68	2.52%	\$6,639.18	19.75%
PSD 406	48375	10	Y	N	P	A	ADULT COR	CO04	\$33,620.82	559.38	\$11,163.98	33.21%	44.00	\$955.22	2.84%	\$12,119.20	36.05%
PSD 406	48380	10	Y	N	P	A	ADULT COR	CO04	\$33,037.03	358.00	\$7,418.00	22.45%	16.00	\$347.35	1.05%	\$7,765.35	23.50%
PSD 406	48383	10	Y	N	P	A	ADULT COR	CO04	\$33,620.82	276.38	\$5,217.30	15.52%	35.88	\$778.73	2.32%	\$5,996.03	17.83%

Department of Public Safety
Overtime Position List

Table 18

(Only for Positions the Sum of Overtime Paid and Value of Compensatory Time for which was at Least 10% of Base Pay during FY15)

PSD 406	48386	10	Y	N	P	A	ADULT COR	CO04	\$33,620.82	349.89	\$5,796.73	17.24%	82.63	\$1,793.87	5.34%	\$7,590.60	22.58%
PSD 406	48393	10	Y	N	P	A	ADULT COR	CO04	\$33,022.16	175.26	\$3,801.93	11.51%	0.00	\$0.00	0.00%	\$3,801.93	11.51%
PSD 406	48399	10	Y	N	P	A	ADULT COR	CO04	\$14,299.40	59.13	\$282.23	1.97%	46.13	\$1,223.69	8.56%	\$1,505.92	10.53%
PSD 406	48401	10	Y	N	P	A	ADULT COR	CO04	\$33,620.82	573.88	\$11,847.67	35.24%	28.00	\$607.87	1.81%	\$12,455.54	37.05%
PSD 406	48406	10	Y	N	P	A	ADULT COR	CO04	\$33,848.82	221.38	\$3,386.95	10.01%	65.25	\$1,416.55	4.18%	\$4,803.50	14.19%
PSD 406	48415	10	Y	N	P	A	ADULT COR	CO04	\$33,620.82	317.38	\$6,091.16	18.12%	36.75	\$797.83	2.37%	\$6,888.99	20.49%
PSD 406	48417	10	Y	N	P	A	ADULT COR	CO04	\$33,615.91	436.90	\$9,393.42	27.94%	4.00	\$86.84	0.26%	\$9,480.26	28.20%
PSD 406	49903	10	Y	N	P	A	ADULT COR	CO04	\$33,620.82	177.25	\$3,758.89	11.18%	4.00	\$86.84	0.26%	\$3,845.73	11.44%
PSD 406	2610	20	Y	N	P	A	ADULT COR	CO09	\$67,717.00	553.75	\$18,647.63	27.54%	4.00	\$133.67	0.20%	\$18,781.30	27.73%
PSD 406	37228	20	Y	N	P	A	ADULT COR	CO09	\$67,717.00	692.28	\$19,214.25	28.37%	75.50	\$2,468.85	3.65%	\$21,683.10	32.02%
PSD 406	40748	20	Y	N	P	A	ADULT COR	CO09	\$62,211.50	213.51	\$5,456.56	8.77%	35.50	\$1,080.36	1.74%	\$6,536.92	10.51%
PSD 406	45647	20	Y	N	P	A	ADULT COR	CO09	\$62,211.50	226.01	\$6,857.96	11.02%	4.00	\$122.19	0.20%	\$6,980.15	11.22%
PSD 406	48430	20	Y	N	P	A	ADULT COR	CO09	\$62,095.00	665.01	\$20,488.73	33.00%	20.50	\$637.89	1.03%	\$21,126.62	34.02%
PSD 406	48431	20	Y	N	P	A	ADULT COR	CO09	\$66,198.00	844.89	\$25,960.24	39.22%	32.00	\$995.72	1.50%	\$26,955.96	40.72%
PSD 406	48433	20	Y	N	P	A	ADULT COR	CO09	\$62,443.91	192.38	\$6,146.25	9.84%	4.00	\$132.23	0.21%	\$6,278.48	10.05%
PSD 406	29258	90	Y	Y	P	A	ADULT COR	CO10	\$72,784.32	257.13	\$9,074.15	12.47%	1.00	\$34.46	0.05%	\$9,108.61	12.51%
PSD 406	31139	90	Y	Y	P	A	ADULT COR	CO10	\$70,506.85	518.38	\$10,599.44	15.03%	217.63	\$7,586.71	10.76%	\$18,186.15	25.79%
PSD 406	51673	90	Y	Y	P	A	ADULT COR	CO10	\$65,673.39	580.52	\$16,994.25	25.88%	52.88	\$1,714.38	2.61%	\$18,708.63	28.49%
PSD 407	02552	10	Y	N	P	A	ADULT COR	CO06	\$57,226.88	1645.75	\$36,491.75	63.77%	265.00	\$7,029.63	12.28%	\$43,521.38	76.05%
PSD 407	02557	10	Y	N	P	A	ADULT COR	CO06	\$50,704.00	1659.00	\$34,992.18	69.01%	217.50	\$5,325.40	10.50%	\$40,317.58	79.52%
PSD 407	02558	10	Y	N	P	A	ADULT COR	CO06	\$48,519.00	295.38	\$4,467.76	9.21%	103.00	\$2,417.33	4.98%	\$6,885.09	14.19%
PSD 407	02563	10	Y	N	P	A	ADULT COR	CO06	\$47,993.10	308.00	\$6,938.04	14.46%	8.00	\$187.75	0.39%	\$7,125.79	14.85%
PSD 407	02567	10	Y	N	P	A	ADULT COR	CO06	\$57,222.50	1330.00	\$31,226.93	54.57%	148.50	\$3,939.25	6.88%	\$35,166.18	61.46%
PSD 407	02595	10	Y	N	P	A	ADULT COR	CO06	\$47,915.09	296.75	\$4,486.80	9.36%	104.75	\$2,458.40	5.13%	\$6,945.20	14.49%
PSD 407	02596	10	Y	N	P	A	ADULT COR	CO06	\$47,298.10	738.50	\$15,617.51	33.02%	65.00	\$1,525.50	3.23%	\$17,143.01	36.24%
PSD 407	02600	10	Y	N	P	A	ADULT COR	CO06	\$36,662.16	240.75	\$5,548.32	15.13%	3.00	\$70.41	0.19%	\$5,618.73	15.33%
PSD 407	06838	10	Y	N	P	A	ADULT COR	CO06	\$57,222.50	331.00	\$8,764.21	15.32%	0.00	\$0.00	0.00%	\$8,764.21	15.32%
PSD 407	06912	10	Y	N	P	A	ADULT COR	CO06	\$47,393.52	618.75	\$13,901.20	29.33%	19.00	\$445.92	0.94%	\$14,347.12	30.27%
PSD 407	07095	10	Y	N	P	A	ADULT COR	CO06	\$41,669.57	746.50	\$16,884.99	40.52%	21.00	\$492.85	1.18%	\$17,377.84	41.70%
PSD 407	07394	10	Y	N	P	A	ADULT COR	CO06	\$57,222.50	586.00	\$15,408.89	26.93%	3.00	\$79.58	0.14%	\$15,488.47	27.07%
PSD 407	11660	10	Y	N	P	A	ADULT COR	CO06	\$47,635.54	1047.25	\$21,703.05	45.56%	48.25	\$1,132.39	2.38%	\$22,835.44	47.94%
PSD 407	11662	10	Y	N	P	A	ADULT COR	CO06	\$45,796.00	238.75	\$4,290.65	9.37%	39.00	\$915.30	2.00%	\$5,205.95	11.37%
PSD 407	11665	10	Y	N	P	A	ADULT COR	CO06	\$47,814.88	1010.25	\$23,378.15	48.89%	0.00	\$0.00	0.00%	\$23,378.15	48.89%
PSD 407	11825	10	Y	N	P	A	ADULT COR	CO06	\$48,519.00	1847.50	\$41,387.44	85.30%	70.00	\$1,642.85	3.39%	\$43,030.29	88.69%
PSD 407	12661	10	Y	N	P	A	ADULT COR	CO06	\$48,255.00	686.88	\$15,610.64	32.35%	19.00	\$445.92	0.92%	\$16,056.56	33.27%
PSD 407	12662	10	Y	N	P	A	ADULT COR	CO06	\$53,167.13	329.50	\$8,440.22	15.87%	10.00	\$265.27	0.50%	\$8,705.49	16.37%
PSD 407	12663	10	Y	N	P	A	ADULT COR	CO06	\$57,222.50	1897.50	\$48,162.16	84.17%	75.00	\$1,979.57	3.46%	\$50,141.73	87.63%
PSD 407	12664	10	Y	N	P	A	ADULT COR	CO06	\$47,873.39	332.88	\$7,348.62	15.35%	16.00	\$375.51	0.78%	\$7,724.13	16.13%
PSD 407	12824	10	Y	N	P	A	ADULT COR	CO06	\$48,334.09	1015.00	\$22,717.50	47.00%	37.00	\$868.36	1.80%	\$23,585.86	48.80%
PSD 407	12827	10	Y	N	P	A	ADULT COR	CO06	\$57,222.50	1254.00	\$30,916.62	54.03%	84.00	\$2,228.26	3.89%	\$33,144.88	57.92%
PSD 407	12829	10	Y	N	P	A	ADULT COR	CO06	\$41,327.24	183.50	\$3,964.84	9.59%	12.00	\$281.63	0.68%	\$4,246.47	10.28%

Department of Public Safety
Overtime Position List

Table 18

(Only for Positions the Sum of Overtime Paid and Value of Compensatory Time for which was at Least 10% of Base Pay during FY15)

PSD 407	12832	10	Y	N	P	A	ADULT COR	CO06	\$48,607.50	1770.50	\$39,349.55	80.95%	77.00	\$1,807.13	3.72%	\$41,156.68	84.67%
PSD 407	14974	10	Y	N	P	A	ADULT COR	CO06	\$47,206.81	713.20	\$12,585.81	26.66%	172.75	\$4,054.31	8.59%	\$16,640.12	35.25%
PSD 407	25518	10	Y	N	P	A	ADULT COR	CO06	\$24,914.37	349.00	\$5,893.56	23.66%	97.00	\$2,276.52	9.14%	\$8,170.08	32.79%
PSD 407	25520	10	Y	N	P	A	ADULT COR	CO06	\$48,519.00	362.50	\$8,213.61	16.93%	10.00	\$234.69	0.48%	\$8,448.30	17.41%
PSD 407	25524	10	Y	N	P	A	ADULT COR	CO06	\$41,301.77	348.50	\$7,388.24	17.89%	29.00	\$680.61	1.65%	\$8,068.85	19.54%
PSD 407	25548	10	Y	N	P	A	ADULT COR	CO06	\$46,126.16	981.25	\$22,169.38	48.06%	28.00	\$657.14	1.42%	\$22,826.52	49.49%
PSD 407	26228	10	Y	N	P	A	ADULT COR	CO06	\$45,796.00	712.88	\$13,875.13	30.30%	72.38	\$1,698.70	3.71%	\$15,573.83	34.01%
PSD 407	26230	10	Y	N	P	A	ADULT COR	CO06	\$32,082.95	489.00	\$11,191.44	34.88%	9.00	\$211.22	0.66%	\$11,402.66	35.54%
PSD 407	26231	10	Y	N	P	A	ADULT COR	CO06	\$48,519.00	2276.25	\$51,565.30	106.28%	60.50	\$1,419.89	2.93%	\$52,985.19	109.21%
PSD 407	26232	10	Y	N	P	A	ADULT COR	CO06	\$47,379.20	2023.00	\$16,173.37	34.14%	24.00	\$563.26	1.19%	\$16,736.63	35.32%
PSD 407	26240	10	Y	N	P	A	ADULT COR	CO06	\$45,796.00	796.89	\$16,085.40	35.12%	59.38	\$1,393.60	3.04%	\$17,479.00	38.17%
PSD 407	26241	10	Y	N	P	A	ADULT COR	CO06	\$48,519.00	228.50	\$5,301.41	10.93%	0.00	\$0.00	0.00%	\$5,301.41	10.93%
PSD 407	26242	10	Y	N	P	A	ADULT COR	CO06	\$48,519.00	681.00	\$15,346.92	31.63%	21.00	\$492.85	1.02%	\$15,839.77	32.65%
PSD 407	26244	10	Y	N	P	A	ADULT COR	CO06	\$43,478.04	821.50	\$14,404.49	33.13%	202.00	\$4,740.78	10.90%	\$19,145.27	44.03%
PSD 407	26246	10	Y	N	P	A	ADULT COR	CO06	\$41,332.43	376.75	\$6,613.90	16.00%	91.75	\$2,153.30	5.21%	\$8,767.20	21.21%
PSD 407	26247	10	Y	N	P	A	ADULT COR	CO06	\$57,222.50	354.00	\$8,821.82	15.42%	20.00	\$530.54	0.93%	\$9,352.36	16.34%
PSD 407	26249	10	Y	N	P	A	ADULT COR	CO06	\$47,279.00	791.00	\$17,288.88	36.57%	47.00	\$1,103.05	2.33%	\$18,391.93	38.90%
PSD 407	28908	10	Y	N	P	A	ADULT COR	CO06	\$47,928.23	917.26	\$18,572.59	38.75%	119.00	\$2,792.84	5.83%	\$21,365.43	44.58%
PSD 407	28913	10	Y	N	P	A	ADULT COR	CO06	\$55,312.93	425.00	\$9,603.09	17.36%	38.00	\$1,008.02	1.82%	\$10,611.11	19.18%
PSD 407	28919	10	Y	N	P	A	ADULT COR	CO06	\$57,222.50	1231.50	\$31,423.95	54.92%	42.50	\$1,127.39	1.97%	\$32,551.34	56.89%
PSD 407	28920	10	Y	N	P	A	ADULT COR	CO06	\$48,519.00	1362.50	\$30,804.96	63.49%	36.00	\$844.89	1.74%	\$31,649.85	65.23%
PSD 407	28923	10	Y	N	P	A	ADULT COR	CO06	\$48,519.00	1021.39	\$23,444.49	48.32%	13.00	\$305.10	0.63%	\$23,749.59	48.95%
PSD 407	30781	10	Y	N	P	A	ADULT COR	CO06	\$47,103.16	295.50	\$6,127.99	13.01%	32.00	\$751.02	1.59%	\$6,879.01	14.60%
PSD 407	30782	10	Y	N	P	A	ADULT COR	CO06	\$45,796.00	1148.19	\$20,365.56	44.47%	48.75	\$1,144.13	2.50%	\$21,509.69	46.97%
PSD 407	30787	10	Y	N	P	A	ADULT COR	CO06	\$48,519.00	417.00	\$9,447.60	19.47%	9.00	\$211.22	0.44%	\$9,658.82	19.91%
PSD 407	30791	10	Y	N	P	A	ADULT COR	CO06	\$48,519.00	616.25	\$13,596.51	28.02%	33.50	\$786.22	1.62%	\$14,382.73	29.64%
PSD 407	30797	10	Y	N	P	A	ADULT COR	CO06	\$48,607.50	1156.00	\$25,256.01	51.96%	73.00	\$1,713.25	3.52%	\$26,969.26	55.48%
PSD 407	30798	10	Y	N	P	A	ADULT COR	CO06	\$48,114.83	277.00	\$5,285.02	10.98%	51.00	\$1,196.93	2.49%	\$6,481.95	13.47%
PSD 407	30801	10	Y	N	P	A	ADULT COR	CO06	\$33,939.96	308.63	\$7,037.38	20.73%	5.00	\$117.35	0.35%	\$7,154.73	21.08%
PSD 407	30802	10	Y	N	P	A	ADULT COR	CO06	\$42,731.29	185.38	\$4,243.02	9.93%	3.00	\$70.41	0.16%	\$4,313.43	10.09%
PSD 407	30809	10	Y	N	P	A	ADULT COR	CO06	\$48,519.00	1289.50	\$27,811.17	57.32%	94.00	\$2,206.11	4.55%	\$30,017.28	61.87%
PSD 407	30812	10	Y	N	P	A	ADULT COR	CO06	\$57,222.50	952.75	\$24,204.56	42.30%	25.00	\$663.17	1.16%	\$24,867.73	43.46%
PSD 407	30814	10	Y	N	P	A	ADULT COR	CO06	\$48,519.00	223.00	\$2,033.90	4.19%	136.00	\$3,191.82	6.58%	\$5,225.72	10.77%
PSD 407	31199	10	Y	N	P	A	ADULT COR	CO06	\$45,630.59	880.00	\$14,824.90	32.49%	241.00	\$5,656.08	12.40%	\$20,480.98	44.88%
PSD 407	31370	10	Y	N	P	A	ADULT COR	CO06	\$48,519.00	393.25	\$8,870.56	18.28%	13.00	\$305.10	0.63%	\$9,175.66	18.91%
PSD 407	31929	10	Y	N	P	A	ADULT COR	CO06	\$48,343.64	714.50	\$16,308.83	33.74%	14.00	\$328.57	0.68%	\$16,637.40	34.41%
PSD 407	31930	10	Y	N	P	A	ADULT COR	CO06	\$50,704.00	1688.50	\$40,978.61	80.82%	1.00	\$24.48	0.05%	\$41,003.09	80.87%
PSD 407	32535	10	Y	N	P	A	ADULT COR	CO06	\$47,172.61	258.25	\$5,524.33	11.71%	7.00	\$164.28	0.35%	\$5,688.61	12.06%
PSD 407	32539	10	Y	N	P	A	ADULT COR	CO06	\$47,166.00	548.75	\$10,297.08	21.83%	80.00	\$1,877.54	3.98%	\$12,174.62	25.81%
PSD 407	32574	10	Y	N	P	A	ADULT COR	CO06	\$48,519.00	423.25	\$9,484.36	19.55%	16.00	\$375.51	0.77%	\$9,859.87	20.32%
PSD 407	32578	10	Y	N	P	A	ADULT COR	CO06	\$45,796.00	367.50	\$6,300.17	13.76%	78.00	\$1,830.60	4.00%	\$8,130.77	17.75%

Overtime Position List

(Only for Positions the Sum of Overtime Paid and Value of Compensatory Time for which was at Least 10% of Base Pay during FY15)

PSD 407	32579	10	Y	N	P	A	ADULT COR	CO06	\$47,573.86	414.00	\$7,315.55	15.38%	97.00	\$2,276.52	4.79%	\$9,592.07	20.16%
PSD 407	32580	10	Y	N	P	A	ADULT COR	CO06	\$41,356.46	272.00	\$5,035.68	12.18%	56.00	\$1,314.28	3.18%	\$6,349.96	15.35%
PSD 407	32583	10	Y	N	P	A	ADULT COR	CO06	\$48,519.00	896.50	\$20,849.77	42.97%	1.00	\$23.47	0.05%	\$20,873.24	43.02%
PSD 407	32584	10	Y	N	P	A	ADULT COR	CO06	\$40,778.02	186.13	\$3,734.00	9.16%	26.00	\$610.20	1.50%	\$4,344.20	10.65%
PSD 407	34258	10	Y	N	P	A	ADULT COR	CO06	\$48,369.22	473.87	\$10,666.07	22.05%	14.00	\$328.57	0.68%	\$10,994.64	22.73%
PSD 407	34261	10	Y	N	P	A	ADULT COR	CO06	\$46,707.50	277.50	\$5,791.68	12.40%	28.50	\$668.87	1.43%	\$6,460.55	13.83%
PSD 407	34263	10	Y	N	P	A	ADULT COR	CO06	\$48,519.00	307.75	\$6,465.80	13.33%	31.00	\$727.55	1.50%	\$7,193.35	14.83%
PSD 407	34266	10	Y	N	P	A	ADULT COR	CO06	\$48,519.00	296.00	\$6,838.26	14.09%	2.00	\$46.94	0.10%	\$6,885.20	14.19%
PSD 407	34267	10	Y	N	P	A	ADULT COR	CO06	\$45,796.00	911.75	\$18,946.12	41.37%	41.00	\$962.24	2.10%	\$19,908.36	43.47%
PSD 407	34273	10	Y	N	P	A	ADULT COR	CO06	\$43,808.31	279.00	\$4,761.60	10.87%	75.00	\$1,760.19	4.02%	\$6,521.79	14.89%
PSD 407	34274	10	Y	N	P	A	ADULT COR	CO06	\$46,985.69	384.75	\$6,755.12	14.38%	93.00	\$2,182.64	4.65%	\$8,937.76	19.02%
PSD 407	34277	10	Y	N	P	A	ADULT COR	CO06	\$46,152.21	863.50	\$17,916.24	38.82%	95.50	\$2,241.31	4.86%	\$20,157.55	43.68%
PSD 407	34279	10	Y	N	P	A	ADULT COR	CO06	\$44,411.83	337.00	\$6,942.12	15.63%	16.00	\$375.51	0.85%	\$7,317.63	16.48%
PSD 407	34281	10	Y	N	P	A	ADULT COR	CO06	\$48,519.00	786.25	\$17,425.59	35.91%	37.00	\$868.36	1.79%	\$18,293.95	37.70%
PSD 407	34288	10	Y	N	P	A	ADULT COR	CO06	\$48,623.99	673.50	\$17,152.28	35.28%	24.00	\$636.65	1.31%	\$17,788.93	36.58%
PSD 407	34292	10	Y	N	P	A	ADULT COR	CO06	\$48,343.00	710.00	\$15,741.09	32.56%	35.00	\$821.42	1.70%	\$16,562.51	34.26%
PSD 407	34496	10	Y	N	P	A	ADULT COR	CO06	\$48,519.00	726.50	\$16,060.06	33.10%	35.00	\$821.42	1.69%	\$16,881.48	34.79%
PSD 407	34497	10	Y	N	P	A	ADULT COR	CO06	\$39,285.40	244.00	\$5,586.00	14.22%	4.00	\$93.88	0.24%	\$5,679.88	14.46%
PSD 407	34501	10	Y	N	P	A	ADULT COR	CO06	\$57,222.50	631.88	\$16,707.29	29.20%	0.00	\$0.00	0.00%	\$16,707.29	29.20%
PSD 407	34504	10	Y	N	P	A	ADULT COR	CO06	\$47,347.73	448.13	\$10,150.56	21.44%	12.00	\$281.63	0.59%	\$10,432.19	22.03%
PSD 407	34505	10	Y	N	P	A	ADULT COR	CO06	\$41,287.78	240.00	\$5,568.12	13.49%	0.00	\$0.00	0.00%	\$5,568.12	13.49%
PSD 407	34511	10	Y	N	P	A	ADULT COR	CO06	\$48,519.00	478.38	\$10,327.34	21.29%	32.50	\$762.75	1.57%	\$11,090.09	22.86%
PSD 407	34514	10	Y	N	P	A	ADULT COR	CO06	\$46,103.28	834.50	\$18,781.90	40.74%	0.00	\$0.00	0.00%	\$18,781.90	40.74%
PSD 407	34515	10	Y	N	P	A	ADULT COR	CO06	\$48,519.00	443.00	\$9,735.00	20.06%	23.00	\$539.79	1.11%	\$10,274.79	21.18%
PSD 407	34520	10	Y	N	P	A	ADULT COR	CO06	\$48,519.00	1707.25	\$37,970.65	78.26%	73.00	\$1,713.25	3.53%	\$39,683.90	81.79%
PSD 407	34526	10	Y	N	P	A	ADULT COR	CO06	\$47,166.00	996.50	\$20,511.47	43.49%	53.00	\$1,243.87	2.64%	\$21,755.34	46.13%
PSD 407	34527	10	Y	N	P	A	ADULT COR	CO06	\$45,796.00	959.13	\$20,150.77	44.00%	41.00	\$962.24	2.10%	\$21,113.01	46.10%
PSD 407	34528	10	Y	N	P	A	ADULT COR	CO06	\$45,535.67	283.00	\$4,969.44	10.91%	67.00	\$1,572.44	3.45%	\$6,541.88	14.37%
PSD 407	34529	10	Y	N	P	A	ADULT COR	CO06	\$48,519.00	492.75	\$11,169.86	23.02%	15.00	\$352.04	0.73%	\$11,521.90	23.75%
PSD 407	34536	10	Y	N	P	A	ADULT COR	CO06	\$48,607.50	646.50	\$14,598.91	30.03%	18.00	\$422.45	0.87%	\$15,021.36	30.90%
PSD 407	34539	10	Y	N	P	A	ADULT COR	CO06	\$56,874.40	1562.75	\$39,201.86	68.93%	79.25	\$2,102.26	3.70%	\$41,304.12	72.62%
PSD 407	34544	10	Y	N	P	A	ADULT COR	CO06	\$52,729.00	603.75	\$14,672.40	27.83%	21.00	\$534.65	1.01%	\$15,207.05	28.84%
PSD 407	34555	10	Y	N	P	A	ADULT COR	CO06	\$56,442.67	441.50	\$11,219.57	19.88%	17.00	\$450.96	0.80%	\$11,670.53	20.68%
PSD 407	34559	10	Y	N	P	A	ADULT COR	CO06	\$57,222.50	707.00	\$17,944.01	31.36%	28.00	\$742.75	1.30%	\$18,686.76	32.66%
PSD 407	34560	10	Y	N	P	A	ADULT COR	CO06	\$47,843.81	562.25	\$12,751.10	26.65%	13.00	\$305.10	0.64%	\$13,056.20	27.29%
PSD 407	34561	10	Y	N	P	A	ADULT COR	CO06	\$57,222.50	820.00	\$20,656.12	36.10%	38.50	\$1,021.29	1.78%	\$21,677.41	37.88%
PSD 407	34837	10	Y	N	P	A	ADULT COR	CO06	\$48,519.00	246.00	\$4,456.56	9.19%	54.00	\$1,267.34	2.61%	\$5,723.90	11.80%
PSD 407	34839	10	Y	N	P	A	ADULT COR	CO06	\$48,519.00	1037.76	\$23,008.85	47.42%	50.00	\$1,173.46	2.42%	\$24,182.31	49.84%
PSD 407	34844	10	Y	N	P	A	ADULT COR	CO06	\$48,607.50	722.75	\$16,266.53	33.47%	23.00	\$539.79	1.11%	\$16,806.32	34.58%
PSD 407	34845	10	Y	N	P	A	ADULT COR	CO06	\$48,519.00	1018.63	\$23,121.17	47.65%	29.00	\$680.61	1.40%	\$23,801.78	49.06%
PSD 407	35570	10	Y	N	P	A	ADULT COR	CO06	\$45,796.00	470.45	\$9,876.34	21.57%	18.75	\$440.05	0.96%	\$10,316.39	22.53%

Overtime Position List

(Only for Positions the Sum of Overtime Paid and Value of Compensatory Time for which was at Least 10% of Base Pay during FY15)

PSD 407	35573	10	Y	N	P	A	ADULT COR	CO06	\$48,607.50	1016.00	\$23,018.85	47.36%	25.00	\$586.73	1.21%	\$23,605.58	48.56%
PSD 407	35575	10	Y	N	P	A	ADULT COR	CO06	\$48,519.00	379.00	\$8,844.73	18.23%	0.00	\$0.00	0.00%	\$8,844.73	18.23%
PSD 407	35577	10	Y	N	P	A	ADULT COR	CO06	\$53,761.24	729.00	\$19,292.21	35.88%	0.00	\$0.00	0.00%	\$19,292.21	35.88%
PSD 407	35579	10	Y	N	P	A	ADULT COR	CO06	\$48,565.00	448.50	\$10,176.52	20.95%	12.00	\$281.63	0.58%	\$10,458.15	21.53%
PSD 407	35580	10	Y	N	P	A	ADULT COR	CO06	\$45,796.00	439.00	\$9,286.15	20.28%	11.00	\$258.16	0.56%	\$9,544.31	20.84%
PSD 407	35603	10	Y	N	P	A	ADULT COR	CO06	\$48,607.50	574.00	\$12,855.36	26.45%	22.00	\$516.32	1.06%	\$13,371.68	27.51%
PSD 407	35604	10	Y	N	P	A	ADULT COR	CO06	\$48,519.00	523.00	\$11,478.76	23.66%	27.00	\$633.67	1.31%	\$12,112.43	24.96%
PSD 407	35605	10	Y	N	P	A	ADULT COR	CO06	\$39,424.24	894.50	\$20,027.99	50.80%	29.00	\$680.61	1.73%	\$20,708.60	52.53%
PSD 407	35606	10	Y	N	P	A	ADULT COR	CO06	\$48,607.50	1263.00	\$29,364.81	60.41%	0.00	\$0.00	0.00%	\$29,364.81	60.41%
PSD 407	35607	10	Y	N	P	A	ADULT COR	CO06	\$48,519.00	619.76	\$13,924.79	28.70%	21.00	\$492.85	1.02%	\$14,417.64	29.72%
PSD 407	36028	10	Y	N	P	A	ADULT COR	CO06	\$47,963.63	367.50	\$8,105.03	16.90%	3.00	\$70.41	0.15%	\$8,175.44	17.05%
PSD 407	36029	10	Y	N	P	A	ADULT COR	CO06	\$48,519.00	1426.00	\$32,355.60	66.69%	34.00	\$797.95	1.64%	\$33,153.55	68.33%
PSD 407	36030	10	Y	N	P	A	ADULT COR	CO06	\$47,621.88	225.50	\$5,212.25	10.95%	2.00	\$46.94	0.10%	\$5,259.19	11.04%
PSD 407	36032	10	Y	N	P	A	ADULT COR	CO06	\$46,275.02	803.00	\$13,666.44	29.53%	215.00	\$5,045.88	10.90%	\$18,712.32	40.44%
PSD 407	36033	10	Y	N	P	A	ADULT COR	CO06	\$48,519.00	1138.25	\$25,232.68	52.01%	53.00	\$1,243.87	2.56%	\$26,476.55	54.57%
PSD 407	36035	10	Y	N	P	A	ADULT COR	CO06	\$26,741.14	204.00	\$4,579.80	17.13%	0.00	\$0.00	0.00%	\$4,579.80	17.13%
PSD 407	36035	10	Y	N	P	A	ADULT COR	CO06	\$49,656.00	598.01	\$13,243.30	26.67%	3.88	\$91.06	0.18%	\$13,334.36	26.85%
PSD 407	36038	10	Y	N	P	A	ADULT COR	CO06	\$45,538.21	410.00	\$8,165.61	17.93%	59.00	\$1,384.68	3.04%	\$9,550.29	20.97%
PSD 407	36041	10	Y	N	P	A	ADULT COR	CO06	\$35,401.96	289.00	\$6,558.42	18.53%	7.00	\$164.28	0.46%	\$6,722.70	18.99%
PSD 407	36044	10	Y	N	P	A	ADULT COR	CO06	\$48,519.00	535.38	\$5,107.75	10.53%	315.13	\$7,395.86	15.24%	\$12,503.61	25.77%
PSD 407	36046	10	Y	N	P	A	ADULT COR	CO06	\$48,295.18	528.06	\$12,394.39	25.66%	56.00	\$1,485.51	3.08%	\$13,879.90	28.74%
PSD 407	36047	10	Y	N	P	A	ADULT COR	CO06	\$48,299.50	906.00	\$20,102.83	41.62%	41.00	\$962.24	1.99%	\$21,065.07	43.61%
PSD 407	36048	10	Y	N	P	A	ADULT COR	CO06	\$57,222.50	1051.38	\$26,415.69	46.16%	52.00	\$1,379.40	2.41%	\$27,795.09	48.57%
PSD 407	36051	10	Y	N	P	A	ADULT COR	CO06	\$48,519.00	1392.00	\$30,867.57	63.62%	69.00	\$1,619.38	3.34%	\$32,486.95	66.96%
PSD 407	36052	10	Y	N	P	A	ADULT COR	CO06	\$48,473.00	578.50	\$12,810.95	26.43%	31.00	\$727.55	1.50%	\$13,538.50	27.93%
PSD 407	36055	10	Y	N	P	A	ADULT COR	CO06	\$57,222.50	329.75	\$6,177.06	10.79%	96.00	\$2,546.58	4.45%	\$8,723.64	15.25%
PSD 407	36146	10	Y	N	P	A	ADULT COR	CO06	\$57,222.50	625.75	\$15,961.77	27.89%	22.00	\$583.59	1.02%	\$16,545.36	28.91%
PSD 407	36147	10	Y	N	P	A	ADULT COR	CO06	\$46,184.45	580.25	\$12,955.85	28.05%	23.00	\$539.79	1.17%	\$13,495.64	29.22%
PSD 407	36148	10	Y	N	P	A	ADULT COR	CO06	\$57,009.59	401.25	\$9,580.04	16.80%	39.00	\$1,034.55	1.81%	\$10,614.59	18.62%
PSD 407	36161	10	Y	N	P	A	ADULT COR	CO06	\$57,222.50	858.25	\$21,944.11	38.35%	28.00	\$742.75	1.30%	\$22,686.86	39.65%
PSD 407	36164	10	Y	N	P	A	ADULT COR	CO06	\$48,161.70	1391.25	\$30,774.76	63.90%	66.00	\$1,548.97	3.22%	\$32,323.73	67.12%
PSD 407	36165	10	Y	N	P	A	ADULT COR	CO06	\$48,519.00	1114.50	\$25,269.29	52.08%	27.00	\$633.67	1.31%	\$25,902.96	53.39%
PSD 407	36167	10	Y	N	P	A	ADULT COR	CO06	\$56,987.51	402.63	\$9,668.03	16.97%	37.00	\$981.50	1.72%	\$10,649.53	18.69%
PSD 407	36168	10	Y	N	P	A	ADULT COR	CO06	\$47,200.02	780.50	\$17,182.47	36.40%	43.00	\$1,009.18	2.14%	\$18,191.65	38.54%
PSD 407	36170	10	Y	N	P	A	ADULT COR	CO06	\$48,181.44	276.50	\$5,740.61	11.91%	29.00	\$680.61	1.41%	\$6,421.22	13.33%
PSD 407	36174	10	Y	N	P	A	ADULT COR	CO06	\$31,292.39	306.25	\$6,920.48	22.12%	6.00	\$140.82	0.45%	\$7,061.30	22.57%
PSD 407	36178	10	Y	N	P	A	ADULT COR	CO06	\$54,853.70	718.88	\$13,143.17	23.96%	198.00	\$5,252.33	9.58%	\$18,395.50	33.54%
PSD 407	36181	10	Y	N	P	A	ADULT COR	CO06	\$48,519.00	653.50	\$14,604.06	30.10%	17.00	\$398.98	0.82%	\$15,003.04	30.92%
PSD 407	36182	10	Y	N	P	A	ADULT COR	CO06	\$42,397.22	387.88	\$8,456.69	19.95%	23.00	\$539.79	1.27%	\$8,996.48	21.22%
PSD 407	36183	10	Y	N	P	A	ADULT COR	CO06	\$48,519.00	272.50	\$6,224.30	12.83%	4.00	\$93.88	0.19%	\$6,318.18	13.02%
PSD 407	36184	10	Y	N	P	A	ADULT COR	CO06	\$48,519.00	428.75	\$8,818.29	18.17%	48.25	\$1,132.39	2.33%	\$9,950.68	20.51%

Department of Public Safety

Overtime Position List

(Only for Positions the Sum of Overtime Paid and Value of Compensatory Time for which was at Least 10% of Base Pay during FY15)

PSD 407	37396	10	Y	N	P	A	ADULT COR	CO06	\$42,776.22	251.00	\$4,427.02	10.35%	5.00	\$117.35	0.27%	\$4,544.37	10.62%
PSD 407	37397	10	Y	N	P	A	ADULT COR	CO06	\$48,519.00	559.00	\$12,651.71	26.08%	14.00	\$301.59	0.62%	\$12,953.30	26.70%
PSD 407	37835	10	Y	N	P	A	ADULT COR	CO06	\$48,607.50	380.01	\$8,546.70	17.58%	11.00	\$258.16	0.53%	\$8,804.86	18.11%
PSD 407	37846	10	Y	N	P	A	ADULT COR	CO06	\$19,791.55	846.64	\$22,736.00	114.88%	0.00	\$0.00	0.00%	\$22,736.00	114.88%
PSD 407	38520	10	Y	N	P	A	ADULT COR	CO06	\$48,007.44	833.50	\$17,876.18	37.24%	67.00	\$1,572.44	3.28%	\$19,448.62	40.51%
PSD 407	38521	10	Y	N	P	A	ADULT COR	CO06	\$48,519.00	862.00	\$19,567.63	40.33%	21.00	\$492.85	1.02%	\$20,060.48	41.35%
PSD 407	38527	10	Y	N	P	A	ADULT COR	CO06	\$57,222.50	1213.00	\$31,088.40	54.33%	37.00	\$981.50	1.72%	\$32,069.90	56.04%
PSD 407	38529	10	Y	N	P	A	ADULT COR	CO06	\$45,571.65	995.50	\$21,593.35	47.38%	70.50	\$1,654.58	3.63%	\$23,247.93	51.01%
PSD 407	38533	10	Y	N	P	A	ADULT COR	CO06	\$48,519.00	763.51	\$17,071.33	35.18%	27.00	\$633.67	1.31%	\$17,705.00	36.49%
PSD 407	38534	10	Y	N	P	A	ADULT COR	CO06	\$48,519.00	416.00	\$7,781.48	16.04%	83.00	\$1,947.95	4.01%	\$9,729.43	20.05%
PSD 407	51371	10	Y	N	P	A	ADULT COR	CO06	\$48,325.29	224.75	\$4,014.28	8.31%	53.00	\$1,243.87	2.57%	\$5,258.15	10.88%
PSD 407	51697	10	Y	N	P	A	ADULT COR	CO06	\$48,025.00	488.26	\$11,028.39	22.96%	18.00	\$422.45	0.88%	\$11,450.84	23.84%
PSD 407	51698	10	Y	N	P	A	ADULT COR	CO06	\$48,013.64	599.00	\$13,910.51	28.97%	0.00	\$0.00	0.00%	\$13,910.51	28.97%
PSD 407	51700	10	Y	N	P	A	ADULT COR	CO06	\$48,519.00	516.50	\$11,855.73	24.44%	7.00	\$164.28	0.34%	\$12,020.01	24.77%
PSD 407	51701	10	Y	N	P	A	ADULT COR	CO06	\$42,578.14	773.25	\$16,702.54	39.23%	51.00	\$1,196.93	2.81%	\$17,899.47	42.04%
PSD 407	51702	10	Y	N	P	A	ADULT COR	CO06	\$47,548.22	394.00	\$7,798.80	16.40%	58.00	\$1,361.22	2.86%	\$9,160.02	19.26%
PSD 407	51704	10	Y	N	P	A	ADULT COR	CO06	\$48,519.00	1678.50	\$32,283.90	66.54%	292.50	\$6,864.75	14.15%	\$39,148.65	80.69%
PSD 407	51705	10	Y	N	P	A	ADULT COR	CO06	\$48,519.00	229.00	\$5,218.67	10.76%	4.00	\$93.88	0.19%	\$5,312.55	10.95%
PSD 407	51706	10	Y	N	P	A	ADULT COR	CO06	\$41,768.41	357.50	\$7,455.65	17.85%	38.00	\$891.83	2.14%	\$8,347.48	19.99%
PSD 407	51708	10	Y	N	P	A	ADULT COR	CO06	\$51,100.75	952.00	\$22,256.15	43.55%	0.00	\$0.00	0.00%	\$22,256.15	43.55%
PSD 407	51714	10	Y	N	P	A	ADULT COR	CO06	\$48,519.00	1297.00	\$29,085.36	59.95%	49.00	\$1,149.99	2.37%	\$30,235.35	62.32%
PSD 407	51715	10	Y	N	P	A	ADULT COR	CO06	\$48,519.00	680.00	\$14,359.40	29.60%	60.00	\$1,408.15	2.90%	\$15,767.55	32.50%
PSD 407	112669	10	Y	N	P	A	ADULT COR	CO06	\$48,519.00	1540.75	\$34,592.41	71.30%	53.00	\$1,243.87	2.56%	\$35,836.28	73.86%
PSD 407	112671	10	Y	N	P	A	ADULT COR	CO06	\$41,952.34	293.00	\$4,514.40	10.76%	77.00	\$1,807.13	4.31%	\$6,321.53	15.07%
PSD 407	117608	10	Y	N	P	A	ADULT COR	CO06	\$47,741.86	1019.50	\$22,345.59	46.81%	55.50	\$1,302.54	2.73%	\$23,648.13	49.53%
PSD 407	117609	10	Y	N	P	A	ADULT COR	CO06	\$45,751.03	236.50	\$4,292.78	9.38%	52.00	\$1,220.40	2.67%	\$5,513.18	12.05%
PSD 407	117610	10	Y	N	P	A	ADULT COR	CO06	\$48,326.24	814.50	\$17,793.12	36.82%	51.00	\$1,196.93	2.48%	\$18,990.05	39.30%
PSD 407	117989	10	Y	N	P	A	ADULT COR	CO06	\$48,519.00	1178.50	\$26,351.27	54.31%	46.00	\$1,079.58	2.23%	\$27,430.85	56.54%
PSD 407	117991	10	Y	N	P	A	ADULT COR	CO06	\$48,341.00	674.88	\$15,085.62	31.21%	28.00	\$657.14	1.36%	\$15,742.76	32.57%
PSD 407	117992	10	Y	N	P	A	ADULT COR	CO06	\$38,054.60	303.25	\$6,949.08	18.26%	4.00	\$93.88	0.25%	\$7,042.96	18.51%
PSD 407	117994	10	Y	N	P	A	ADULT COR	CO06	\$48,519.00	833.50	\$18,379.39	37.88%	42.00	\$985.71	2.03%	\$19,365.10	39.91%
PSD 407	117995	10	Y	N	P	A	ADULT COR	CO06	\$48,191.92	306.00	\$6,965.40	14.45%	6.00	\$140.82	0.29%	\$7,106.22	14.75%
PSD 407	117997	10	Y	N	P	A	ADULT COR	CO06	\$47,166.00	672.75	\$13,825.04	29.31%	48.00	\$1,126.52	2.39%	\$14,951.56	31.70%
PSD 407	117998	10	Y	N	P	A	ADULT COR	CO06	\$1,740.32	12.00	\$269.40	15.48%	0.00	\$0.00	0.00%	\$269.40	15.48%
PSD 407	118000	10	Y	N	P	A	ADULT COR	CO06	\$48,519.00	665.50	\$14,603.55	30.10%	42.00	\$985.71	2.03%	\$15,589.26	32.13%
PSD 407	120634	10	Y	N	P	A	ADULT COR	CO06	\$45,476.84	661.50	\$13,493.44	29.67%	84.00	\$1,971.42	4.33%	\$15,464.86	34.01%
PSD 407	120635	10	Y	N	P	A	ADULT COR	CO06	\$45,796.00	699.88	\$13,771.29	30.07%	65.75	\$1,543.10	3.37%	\$15,314.39	33.44%
PSD 407	120636	10	Y	N	P	A	ADULT COR	CO06	\$45,796.00	536.00	\$11,167.32	24.38%	20.00	\$469.38	1.02%	\$11,636.70	25.41%
PSD 407	2539	10	Y	N	P	A	ADULT COR	CO08	\$62,211.50	303.25	\$5,502.02	8.84%	120.00	\$3,604.85	5.79%	\$9,106.87	14.64%
PSD 407	2556	10	Y	N	P	A	ADULT COR	CO08	\$57,003.00	1588.83	\$41,517.09	72.83%	65.00	\$1,798.50	3.16%	\$43,315.59	75.99%
PSD 407	2574	10	Y	N	P	A	ADULT COR	CO08	\$57,153.76	1131.25	\$28,771.01	50.34%	86.50	\$2,393.39	4.19%	\$31,164.40	54.53%

Overtime Position List

(Only for Positions the Sum of Overtime Paid and Value of Compensatory Time for which was at Least 10% of Base Pay during FY15)

PSD 407	2581	10	Y	N	P	A	ADULT COR	CO08	\$57,003.00	1090.00	\$26,928.99	47.24%	101.00	\$2,794.59	4.90%	\$29,723.58	52.14%
PSD 407	3855	10	Y	N	P	A	ADULT COR	CO08	\$57,003.00	1605.00	\$39,198.84	68.77%	162.00	\$4,482.42	7.86%	\$43,681.26	76.63%
PSD 407	6934	10	Y	N	P	A	ADULT COR	CO08	\$64,908.00	1093.00	\$33,907.33	52.24%	2.00	\$62.69	0.10%	\$33,970.02	52.34%
PSD 407	11826	10	Y	N	P	A	ADULT COR	CO08	\$58,191.80	320.25	\$8,592.83	14.77%	6.00	\$165.18	0.28%	\$8,758.01	15.05%
PSD 407	22574	10	Y	N	P	A	ADULT COR	CO08	\$31,302.69	133.75	\$3,164.11	10.11%	15.00	\$415.04	1.33%	\$3,579.15	11.43%
PSD 407	22578	10	Y	N	P	A	ADULT COR	CO08	\$56,987.50	1210.13	\$31,644.54	55.53%	48.00	\$1,328.12	2.33%	\$32,972.66	57.86%
PSD 407	25488	10	Y	N	P	A	ADULT COR	CO08	\$47,993.32	235.00	\$5,295.02	11.03%	41.00	\$1,134.44	2.36%	\$6,429.46	13.40%
PSD 407	26233	10	Y	N	P	A	ADULT COR	CO08	\$62,211.50	947.00	\$27,995.30	45.00%	0.00	\$0.00	0.00%	\$27,995.30	45.00%
PSD 407	26234	10	Y	N	P	A	ADULT COR	CO08	\$47,323.00	835.50	\$18,769.34	39.66%	33.00	\$913.08	1.93%	\$19,682.42	41.59%
PSD 407	26235	10	Y	N	P	A	ADULT COR	CO08	\$44,685.03	478.38	\$8,217.01	18.39%	127.00	\$3,513.99	7.86%	\$11,731.00	26.25%
PSD 407	26238	10	Y	N	P	A	ADULT COR	CO08	\$57,205.50	1592.50	\$42,668.26	74.59%	17.00	\$470.38	0.82%	\$43,138.64	75.41%
PSD 407	28917	10	Y	N	P	A	ADULT COR	CO08	\$62,211.50	763.00	\$22,003.91	35.37%	24.00	\$720.97	1.16%	\$22,724.88	36.53%
PSD 407	31132	10	Y	N	P	A	ADULT COR	CO08	\$46,920.17	520.65	\$11,724.20	24.99%	12.00	\$332.03	0.71%	\$12,056.23	25.70%
PSD 407	31133	10	Y	N	P	A	ADULT COR	CO08	\$62,211.50	2906.75	\$86,589.65	139.19%	0.00	\$0.00	0.00%	\$86,589.65	139.19%
PSD 407	31134	10	Y	N	P	A	ADULT COR	CO08	\$57,246.64	886.00	\$25,763.34	45.00%	16.00	\$480.65	0.84%	\$26,243.99	45.84%
PSD 407	31135	10	Y	N	P	A	ADULT COR	CO08	\$54,853.92	390.13	\$10,306.43	18.79%	8.00	\$221.35	0.40%	\$10,527.78	19.19%
PSD 407	31136	10	Y	N	P	A	ADULT COR	CO08	\$52,430.57	687.00	\$16,229.67	30.95%	96.00	\$2,656.25	5.07%	\$18,885.92	36.02%
PSD 407	31140	10	Y	N	P	A	ADULT COR	CO08	\$57,003.00	1842.25	\$49,896.53	87.53%	18.00	\$498.05	0.87%	\$50,394.58	88.41%
PSD 407	31142	10	Y	N	P	A	ADULT COR	CO08	\$62,211.50	1027.88	\$30,675.57	49.31%	0.00	\$0.00	0.00%	\$30,675.57	49.31%
PSD 407	31144	10	Y	N	P	A	ADULT COR	CO08	\$57,003.00	2118.50	\$53,793.34	94.37%	147.50	\$4,081.21	7.16%	\$57,874.55	101.53%
PSD 407	31145	10	Y	N	P	A	ADULT COR	CO08	\$54,652.64	335.00	\$8,824.20	16.15%	11.00	\$304.36	0.56%	\$9,128.56	16.70%
PSD 407	31147	10	Y	N	P	A	ADULT COR	CO08	\$57,884.92	523.00	\$15,558.20	26.88%	0.00	\$0.00	0.00%	\$15,558.20	26.88%
PSD 407	31148	10	Y	N	P	A	ADULT COR	CO08	\$57,003.00	1344.00	\$35,310.22	61.94%	51.00	\$1,411.13	2.48%	\$36,721.35	64.42%
PSD 407	31149	10	Y	N	P	A	ADULT COR	CO08	\$62,211.50	728.00	\$21,306.92	34.25%	12.00	\$360.48	0.58%	\$21,667.40	34.83%
PSD 407	31151	10	Y	N	P	A	ADULT COR	CO08	\$48,223.78	667.25	\$15,395.68	31.93%	84.50	\$2,241.53	4.65%	\$17,637.21	36.57%
PSD 407	31153	10	Y	N	P	A	ADULT COR	CO08	\$57,205.50	397.00	\$10,548.96	18.44%	13.00	\$359.70	0.63%	\$10,908.66	19.07%
PSD 407	31155	10	Y	N	P	A	ADULT COR	CO08	\$56,836.34	540.25	\$14,523.61	25.55%	4.50	\$124.51	0.22%	\$14,648.12	25.77%
PSD 407	31156	10	Y	N	P	A	ADULT COR	CO08	\$57,003.00	592.00	\$15,931.24	27.95%	0.00	\$0.00	0.00%	\$15,931.24	27.95%
PSD 407	31158	10	Y	N	P	A	ADULT COR	CO08	\$61,976.00	323.00	\$9,445.34	15.24%	6.00	\$180.24	0.29%	\$9,625.58	15.53%
PSD 407	32717	10	Y	N	P	A	ADULT COR	CO08	\$48,519.00	646.00	\$14,281.31	29.43%	32.50	\$762.75	1.57%	\$15,044.06	31.01%
PSD 407	32718	10	Y	N	P	A	ADULT COR	CO08	\$57,003.00	804.00	\$19,974.14	35.04%	68.75	\$1,902.26	3.34%	\$21,876.40	38.38%
PSD 407	32719	10	Y	N	P	A	ADULT COR	CO08	\$2,487.00	24.00	\$688.80	27.70%	0.00	\$0.00	0.00%	\$688.80	27.70%
PSD 407	32719	10	Y	N	P	A	ADULT COR	CO08	\$46,440.29	781.75	\$17,580.20	37.86%	25.00	\$691.73	1.49%	\$18,271.93	39.34%
PSD 407	32722	10	Y	N	P	A	ADULT COR	CO08	\$57,205.50	1696.00	\$43,997.31	76.91%	85.00	\$2,351.88	4.11%	\$46,349.19	81.02%
PSD 407	32723	10	Y	N	P	A	ADULT COR	CO08	\$56,329.29	940.38	\$25,245.95	44.82%	12.00	\$332.03	0.59%	\$25,577.98	45.41%
PSD 407	34537	10	Y	N	P	A	ADULT COR	CO08	\$55,982.91	482.00	\$10,178.65	18.18%	107.00	\$2,960.61	5.29%	\$13,139.26	23.47%
PSD 407	34545	10	Y	N	P	A	ADULT COR	CO08	\$57,003.00	942.00	\$24,170.27	42.40%	54.00	\$1,494.14	2.62%	\$25,664.41	45.02%
PSD 407	34614	10	Y	N	P	A	ADULT COR	CO08	\$56,987.50	713.00	\$18,482.67	32.43%	38.00	\$1,051.43	1.85%	\$19,534.10	34.28%
PSD 407	34615	10	Y	N	P	A	ADULT COR	CO08	\$62,211.50	1029.50	\$28,975.61	46.58%	56.00	\$1,682.26	2.70%	\$30,657.87	49.28%
PSD 407	34918	10	Y	N	P	A	ADULT COR	CO08	\$62,211.50	1400.00	\$40,315.32	64.80%	44.00	\$1,321.78	2.12%	\$41,637.10	66.93%
PSD 407	34919	10	Y	N	P	A	ADULT COR	CO08	\$61,986.24	1380.50	\$41,056.97	66.24%	0.00	\$0.00	0.00%	\$41,056.97	66.24%

Department of Public Safety
Overtime Position List

Table 18

(Only for Positions the Sum of Overtime Paid and Value of Compensatory Time for which was at Least 10% of Base Pay during FY15)

PSD 407	35584	10	Y	N	P	A	ADULT COR	CO08	\$62,211.50	508.50	\$8,942.77	14.37%	206.87	\$6,214.45	9.99%	\$15,157.22	24.36%
PSD 407	35585	10	Y	N	P	A	ADULT COR	CO08	\$22,299.35	288.00	\$8,399.48	37.67%	5.00	\$150.20	0.67%	\$8,549.68	38.34%
PSD 407	35586	10	Y	N	P	A	ADULT COR	CO08	\$57,205.50	359.20	\$8,005.90	13.99%	68.00	\$1,881.51	3.29%	\$9,887.41	17.28%
PSD 407	38663	10	Y	N	P	A	ADULT COR	CO08	\$57,003.00	885.00	\$23,025.58	40.39%	42.00	\$1,162.11	2.04%	\$24,187.69	42.43%
PSD 407	38665	10	Y	N	P	A	ADULT COR	CO08	\$46,581.86	550.00	\$12,290.64	26.39%	22.00	\$351.20	0.75%	\$12,641.84	27.14%
PSD 407	38666	10	Y	N	P	A	ADULT COR	CO08	\$57,003.00	730.00	\$17,978.39	31.54%	73.00	\$2,019.85	3.54%	\$19,998.24	35.08%
PSD 407	45943	10	Y	N	P	A	ADULT COR	CO08	\$32,938.07	156.00	\$4,294.68	13.04%	0.00	\$0.00	0.00%	\$4,294.68	13.04%
PSD 407	51694	10	Y	N	P	A	ADULT COR	CO08	\$57,003.00	491.75	\$11,381.82	19.97%	73.00	\$2,019.85	3.54%	\$13,401.67	23.51%
PSD 407	51695	10	Y	N	P	A	ADULT COR	CO08	\$57,003.00	717.50	\$18,458.67	32.38%	32.25	\$892.33	1.57%	\$19,351.00	33.95%
PSD 407	09736	10	Y	N	P	A	ADULT COR	CO04	\$38,186.13	577.75	\$9,887.99	25.89%	121.38	\$2,635.11	6.90%	\$12,523.10	32.79%
PSD 407	25523	10	Y	N	P	A	ADULT COR	CO04	\$38,186.13	884.38	\$19,031.35	49.84%	6.00	\$130.26	0.34%	\$19,161.61	50.18%
PSD 407	28911	10	Y	N	P	A	ADULT COR	CO04	\$38,186.13	804.25	\$16,111.88	42.19%	61.00	\$1,324.29	3.47%	\$17,436.17	45.66%
PSD 407	30796	10	Y	N	P	A	ADULT COR	CO04	\$41,129.50	208.00	\$5,466.09	13.29%	1.00	\$26.39	0.06%	\$5,492.48	13.35%
PSD 407	30799	10	Y	N	P	A	ADULT COR	CO04	\$41,129.50	426.00	\$10,830.26	26.33%	16.00	\$424.43	1.03%	\$11,254.69	27.36%
PSD 407	30805	10	Y	N	P	A	ADULT COR	CO04	\$50,704.00	616.38	\$13,187.10	26.01%	61.00	\$1,493.56	2.95%	\$14,680.66	28.95%
PSD 407	34507	10	Y	N	P	A	ADULT COR	CO04	\$1,964.73	39.00	\$810.42	41.25%	0.00	\$0.00	0.00%	\$810.42	41.25%
PSD 407	34517	10	Y	N	P	A	ADULT COR	CO04	\$38,186.13	243.36	\$5,055.12	13.24%	10.00	\$217.10	0.57%	\$5,272.22	13.81%
PSD 407	34532	10	Y	N	P	A	ADULT COR	CO04	\$38,186.13	384.00	\$7,866.78	20.60%	21.00	\$455.90	1.19%	\$8,322.68	21.80%
PSD 407	34540	10	Y	N	P	A	ADULT COR	CO04	\$38,186.13	206.00	\$4,221.24	11.05%	11.00	\$238.81	0.63%	\$4,460.05	11.68%
PSD 407	34551	10	Y	N	P	A	ADULT COR	CO04	\$38,186.13	306.38	\$4,704.76	12.32%	88.88	\$1,929.55	5.05%	\$6,634.31	17.37%
PSD 407	35608	10	Y	N	P	A	ADULT COR	CO04	\$13,170.50	83.25	\$537.32	4.08%	58.50	\$1,270.01	9.64%	\$1,807.33	13.72%
PSD 407	36175	10	Y	N	P	A	ADULT COR	CO04	\$48,519.00	688.00	\$11,264.58	23.22%	202.00	\$4,740.78	9.77%	\$16,005.36	32.99%
PSD 407	112670	10	Y	N	P	A	ADULT COR	CO04	\$18,472.91	140.14	\$1,042.08	5.64%	92.14	\$2,000.32	10.83%	\$3,042.40	16.47%
PSD 407	26229	20	Y	N	P	A	ADULT COR	CO09	\$65,861.07	367.50	\$11,223.96	17.04%	19.50	\$637.65	0.97%	\$11,861.61	18.01%
PSD 407	31150	20	Y	N	P	A	ADULT COR	CO09	\$67,717.00	519.00	\$16,794.58	24.80%	0.00	\$0.00	0.00%	\$16,794.58	24.80%
PSD 407	31754	20	Y	N	P	A	ADULT COR	CO09	\$62,211.50	303.00	\$6,356.51	10.22%	87.00	\$2,613.51	4.20%	\$8,970.02	14.42%
PSD 407	31756	20	Y	N	P	A	ADULT COR	CO09	\$62,146.41	1482.50	\$42,507.29	68.40%	53.00	\$1,592.14	2.56%	\$44,099.43	70.96%
PSD 407	31757	20	Y	N	P	A	ADULT COR	CO09	\$67,717.00	1816.50	\$53,542.95	79.07%	164.00	\$5,362.80	7.92%	\$58,905.75	86.99%
PSD 407	31759	20	Y	N	P	A	ADULT COR	CO09	\$67,717.00	677.50	\$21,656.04	31.98%	10.00	\$327.00	0.48%	\$21,983.04	32.46%
PSD 407	34278	20	Y	N	P	A	ADULT COR	CO09	\$59,671.50	262.50	\$7,240.25	12.13%	6.00	\$180.24	0.30%	\$7,420.49	12.44%
PSD 407	34278	20	Y	N	P	A	ADULT COR	CO09	\$8,711.00	85.50	\$2,812.62	32.29%	0.00	\$0.00	0.00%	\$2,812.62	32.29%
PSD 407	34506	20	Y	N	P	A	ADULT COR	CO09	\$59,671.50	1351.00	\$36,007.47	60.34%	34.00	\$1,021.37	1.71%	\$37,028.84	62.05%
PSD 407	34617	20	Y	N	P	A	ADULT COR	CO09	\$67,717.00	587.00	\$18,206.12	26.89%	25.00	\$817.50	1.21%	\$19,023.62	28.09%
PSD 407	2545	90	Y	Y	P	A	ADULT COR	CO10	\$73,726.00	1336.25	\$44,676.84	60.60%	68.00	\$2,420.93	3.28%	\$47,097.77	63.88%
PSD 407	2577	90	Y	Y	P	A	ADULT COR	CO10	\$73,726.00	1083.75	\$34,816.17	47.22%	95.25	\$3,391.08	4.60%	\$38,207.25	51.82%
PSD 407	2599	90	Y	Y	P	A	ADULT COR	CO10	\$73,726.00	578.25	\$18,616.32	25.25%	51.00	\$1,815.70	2.46%	\$20,432.02	27.71%
PSD 407	37106	90	Y	Y	P	A	ADULT COR	CO10	\$73,726.00	833.00	\$27,119.64	36.78%	62.00	\$2,207.32	2.99%	\$29,326.96	39.78%
PSD 407	2568	2	Y	N	P	A	GEN CONST	F210	\$55,908.00	234.00	\$6,289.92	11.25%	0.00	\$0.00	0.00%	\$6,289.92	11.25%
PSD 407	118805	13	Y	N	P	A	SOCIAL WO	SR22	\$45,247.88	585.76	\$15,065.63	33.30%	0.00	\$0.00	0.00%	\$15,065.63	33.30%
PSD 408	28210	10	Y	N	P	A	ADULT COR	CO06	\$57,222.50	386.25	\$10,201.54	17.83%	0.00	\$0.00	0.00%	\$10,201.54	17.83%
PSD 408	28214	10	Y	N	P	A	ADULT COR	CO06	\$48,519.00	675.85	\$15,715.08	32.39%	0.00	\$0.00	0.00%	\$15,715.08	32.39%

Overtime Position List

(Only for Positions the Sum of Overtime Paid and Value of Compensatory Time for which was at Least 10% of Base Pay during FY15)

PSD 408	28367	10	Y	N	P	A	ADULT COR	CO06	\$47,166.00	521.75	\$10,072.69	21.36%	70.25	\$1,648.71	3.50%	\$11,721.40	24.85%
PSD 408	28370	10	Y	N	P	A	ADULT COR	CO06	\$47,166.00	636.09	\$12,833.63	27.21%	59.25	\$1,390.55	2.95%	\$14,224.18	30.16%
PSD 408	28373	10	Y	N	P	A	ADULT COR	CO06	\$48,519.00	245.84	\$5,720.87	11.79%	0.00	\$0.00	0.00%	\$5,720.87	11.79%
PSD 408	36249	10	Y	N	P	A	ADULT COR	CO06	\$47,166.00	798.50	\$11,964.72	25.37%	257.00	\$6,031.59	12.79%	\$17,996.31	38.16%
PSD 408	36251	10	Y	N	P	A	ADULT COR	CO06	\$47,104.83	446.50	\$5,509.93	11.70%	210.00	\$4,928.54	10.46%	\$10,438.47	22.16%
PSD 408	36253	10	Y	N	P	A	ADULT COR	CO06	\$39,629.42	257.00	\$4,602.41	11.61%	60.00	\$1,408.15	3.55%	\$6,010.56	15.17%
PSD 408	36402	10	Y	N	P	A	ADULT COR	CO06	\$48,519.00	397.31	\$8,159.95	16.82%	48.00	\$1,126.52	2.32%	\$9,286.47	19.14%
PSD 408	36919	10	Y	N	P	A	ADULT COR	CO06	\$47,805.50	335.50	\$0.00	0.00%	335.50	\$7,873.93	16.47%	\$7,873.93	16.47%
PSD 408	36921	10	Y	N	P	A	ADULT COR	CO06	\$48,519.00	325.84	\$6,052.67	12.47%	66.50	\$1,560.70	3.22%	\$7,613.37	15.69%
PSD 408	49877	10	Y	N	P	A	ADULT COR	CO06	\$48,519.00	329.75	\$6,858.04	14.13%	36.00	\$844.89	1.74%	\$7,702.93	15.88%
PSD 408	49879	10	Y	N	P	A	ADULT COR	CO06	\$48,519.00	312.00	\$296.94	0.61%	299.25	\$7,023.17	14.48%	\$7,320.11	15.09%
PSD 408	49891	10	Y	N	P	A	ADULT COR	CO06	\$48,519.00	342.75	\$4,626.54	9.54%	143.00	\$3,356.10	6.92%	\$7,982.64	16.45%
PSD 408	49894	10	Y	N	P	A	ADULT COR	CO06	\$48,519.00	600.85	\$12,319.72	25.39%	72.50	\$1,701.52	3.51%	\$14,021.24	28.90%
PSD 408	51443	10	Y	N	P	A	ADULT COR	CO06	\$48,349.83	207.22	\$4,799.74	9.93%	2.00	\$46.94	0.10%	\$4,846.68	10.02%
PSD 408	113257	10	Y	N	P	A	ADULT COR	CO06	\$47,166.00	710.48	\$13,409.08	28.43%	87.50	\$2,053.56	4.35%	\$15,462.64	32.78%
PSD 408	113258	10	Y	N	P	A	ADULT COR	CO06	\$48,519.00	302.75	\$6,677.01	13.76%	16.25	\$381.38	0.79%	\$7,058.39	14.55%
PSD 408	31870	10	Y	N	P	A	ADULT COR	CO08	\$48,865.67	409.50	\$8,860.27	18.13%	29.00	\$802.41	1.64%	\$9,662.68	19.77%
PSD 408	31871	10	Y	N	P	A	ADULT COR	CO08	\$57,003.00	253.50	\$6,931.12	12.16%	0.00	\$0.00	0.00%	\$6,931.12	12.16%
PSD 408	33245	10	Y	N	P	A	ADULT COR	CO08	\$62,211.50	235.50	\$4,776.14	7.68%	75.00	\$2,253.03	3.62%	\$7,029.17	11.30%
PSD 408	33246	10	Y	N	P	A	ADULT COR	CO08	\$57,205.50	487.63	\$12,789.80	22.36%	21.00	\$581.05	1.02%	\$13,370.85	23.37%
PSD 408	49895	10	Y	N	P	A	ADULT COR	CO08	\$57,205.50	469.25	\$12,689.65	22.18%	8.00	\$221.35	0.39%	\$12,911.00	22.57%
PSD 408	49899	10	Y	N	P	A	ADULT COR	CO08	\$55,876.68	282.75	\$7,747.38	13.87%	0.00	\$0.00	0.00%	\$7,747.38	13.87%
PSD 408	36250	10	Y	N	P	A	ADULT COR	CO04	\$38,186.13	244.84	\$3,657.44	9.58%	76.00	\$1,649.93	4.32%	\$5,307.37	13.90%
PSD 408	49890	10	Y	N	P	A	ADULT COR	CO04	\$38,186.13	229.47	\$3,908.93	10.24%	49.00	\$1,063.77	2.79%	\$4,972.70	13.02%
PSD 408	113255	10	Y	N	P	A	ADULT COR	CO04	\$38,200.13	208.93	\$3,573.44	9.35%	44.00	\$955.22	2.50%	\$4,528.66	11.86%
PSD 408	121127	10	Y	N	P	A	ADULT COR	CO04	\$38,186.13	309.75	\$6,717.88	17.59%	0.00	\$0.00	0.00%	\$6,717.88	17.59%
PSD 408	121128	10	Y	N	P	A	ADULT COR	CO04	\$38,186.13	202.50	\$4,085.63	10.70%	14.00	\$303.93	0.80%	\$4,389.56	11.50%
PSD 408	121129	10	Y	N	P	A	ADULT COR	CO04	\$38,186.13	342.34	\$3,580.03	9.38%	177.00	\$3,842.60	10.06%	\$7,422.63	19.44%
PSD 408	121130	10	Y	N	P	A	ADULT COR	CO04	\$38,186.13	319.59	\$6,145.90	16.09%	36.00	\$781.55	2.05%	\$6,927.45	18.14%
PSD 408	2540	20	Y	N	P	A	ADULT COR	CO09	\$62,211.50	876.25	\$22,966.37	36.92%	105.75	\$3,176.77	5.11%	\$26,143.14	42.02%
PSD 408	8180	20	Y	N	P	A	ADULT COR	CO09	\$62,651.53	703.75	\$15,907.32	25.39%	171.75	\$5,616.23	8.96%	\$21,523.55	34.35%
PSD 408	28406	20	Y	N	P	A	ADULT COR	CO09	\$55,616.41	266.25	\$6,908.67	12.42%	53.75	\$1,757.63	3.16%	\$8,666.30	15.58%
PSD 408	30780	20	Y	N	P	A	ADULT COR	CO09	\$62,211.50	508.25	\$15,152.44	24.36%	0.00	\$0.00	0.00%	\$15,152.44	24.36%
PSD 408	28409	61	Y	Y	P	A	BUILDING M	BC05	\$31,425.92	489.00	\$9,146.25	29.10%	0.00	\$0.00	0.00%	\$9,146.25	29.10%
PSD 408	48228	1	Y	N	P	A	BUILDING M	WS09	\$50,000.00	502.50	\$10,956.24	21.91%	46.50	\$1,143.90	2.29%	\$12,100.14	24.20%
PSD 409	08185	10	Y	N	P	A	ADULT COR	CO06	\$45,157.93	644.13	\$11,761.43	26.05%	107.00	\$2,511.21	5.56%	\$14,272.64	31.61%
PSD 409	12825	10	Y	N	P	A	ADULT COR	CO06	\$35,254.84	851.00	\$19,765.25	56.06%	0.00	\$0.00	0.00%	\$19,765.25	56.06%
PSD 409	14972	10	Y	N	P	A	ADULT COR	CO06	\$48,519.00	382.50	\$1,823.22	3.76%	304.50	\$7,146.38	14.73%	\$8,969.60	18.49%
PSD 409	25521	10	Y	N	P	A	ADULT COR	CO06	\$48,519.00	686.00	\$14,091.78	29.04%	80.00	\$1,877.54	3.87%	\$15,969.32	32.91%
PSD 409	28907	10	Y	N	P	A	ADULT COR	CO06	\$47,923.39	468.88	\$8,123.35	16.95%	119.25	\$2,798.71	5.84%	\$10,922.06	22.79%
PSD 409	30795	10	Y	N	P	A	ADULT COR	CO06	\$36,653.81	340.89	\$6,438.00	17.56%	64.50	\$1,513.77	4.13%	\$7,951.77	21.69%

Department of Public Safety
Overtime Position List

Table 18

(Only for Positions the Sum of Overtime Paid and Value of Compensatory Time for which was at Least 10% of Base Pay during FY15)

PSD 409	30810	10	Y	N	P	A	ADULT COR	CO06	\$17,369.96	391.00	\$1,787.35	10.29%	0.00	\$0.00	0.00%	\$1,787.35	10.29%
PSD 409	34259	10	Y	N	P	A	ADULT COR	CO06	\$48,519.00	395.51	\$6,353.56	13.09%	124.25	\$2,916.05	6.01%	\$9,269.61	19.11%
PSD 409	34498	10	Y	N	P	A	ADULT COR	CO06	\$44,515.22	1100.39	\$21,119.12	47.44%	136.38	\$3,200.73	7.19%	\$24,319.85	54.63%
PSD 409	34521	10	Y	N	P	A	ADULT COR	CO06	\$48,519.00	1098.30	\$8,503.38	17.53%	723.00	#####	34.97%	\$25,471.63	52.50%
PSD 409	36235	10	Y	N	P	A	ADULT COR	CO06	\$27,367.13	203.00	\$3,644.76	13.32%	47.00	\$1,103.05	4.03%	\$4,747.81	17.35%
PSD 409	36238	10	Y	N	P	A	ADULT COR	CO06	\$45,760.87	850.00	\$15,482.16	33.83%	144.00	\$3,379.57	7.39%	\$18,861.73	41.22%
PSD 409	36239	10	Y	N	P	A	ADULT COR	CO06	\$48,277.56	1153.00	\$17,375.01	35.99%	406.00	\$9,528.51	19.74%	\$26,903.52	55.73%
PSD 409	36240	10	Y	N	P	A	ADULT COR	CO06	\$48,519.00	616.00	\$12,400.19	25.56%	86.50	\$2,030.09	4.18%	\$14,430.28	29.74%
PSD 409	36243	10	Y	N	P	A	ADULT COR	CO06	\$44,186.30	582.00	\$12,343.92	27.94%	54.00	\$1,267.34	2.87%	\$13,611.26	30.80%
PSD 409	36244	10	Y	N	P	A	ADULT COR	CO06	\$52,729.00	1718.00	\$43,464.81	82.43%	2.00	\$50.92	0.10%	\$43,515.73	82.53%
PSD 409	36245	10	Y	N	P	A	ADULT COR	CO06	\$47,314.24	701.63	\$12,596.04	26.62%	158.00	\$3,708.14	7.84%	\$16,304.18	34.46%
PSD 409	36246	10	Y	N	P	A	ADULT COR	CO06	\$49,315.23	418.01	\$9,419.40	19.10%	13.00	\$305.10	0.62%	\$9,724.50	19.72%
PSD 409	36248	10	Y	N	P	A	ADULT COR	CO06	\$48,123.82	264.00	\$5,071.46	10.54%	46.00	\$1,079.58	2.24%	\$6,151.04	12.78%
PSD 409	37831	10	Y	N	P	A	ADULT COR	CO06	\$48,006.95	982.38	\$18,582.26	38.71%	181.75	\$4,265.53	8.89%	\$22,847.79	47.59%
PSD 409	37832	10	Y	N	P	A	ADULT COR	CO06	\$47,599.60	320.63	\$7,249.67	15.23%	11.25	\$264.03	0.55%	\$7,513.70	15.79%
PSD 409	37834	10	Y	N	P	A	ADULT COR	CO06	\$45,528.96	1043.63	\$21,626.48	47.50%	51.75	\$1,214.53	2.67%	\$22,841.01	50.17%
PSD 409	37837	10	Y	N	P	A	ADULT COR	CO06	\$47,989.73	642.25	\$14,546.13	30.31%	19.00	\$445.92	0.93%	\$14,992.05	31.24%
PSD 409	37838	10	Y	N	P	A	ADULT COR	CO06	\$36,393.67	211.26	\$4,624.83	12.71%	10.00	\$234.69	0.64%	\$4,859.52	13.35%
PSD 409	37839	10	Y	N	P	A	ADULT COR	CO06	\$44,146.39	586.00	\$8,449.75	19.14%	225.00	\$5,280.58	11.96%	\$13,730.33	31.10%
PSD 409	37840	10	Y	N	P	A	ADULT COR	CO06	\$41,225.70	468.01	\$8,170.80	19.82%	116.13	\$2,725.48	6.61%	\$10,896.28	26.43%
PSD 409	37841	10	Y	N	P	A	ADULT COR	CO06	\$44,260.00	917.88	\$15,195.77	34.33%	224.00	\$5,257.11	11.88%	\$20,452.88	46.21%
PSD 409	37842	10	Y	N	P	A	ADULT COR	CO06	\$26,477.29	456.50	\$9,258.78	34.97%	3.00	\$70.41	0.27%	\$9,329.19	35.23%
PSD 409	37844	10	Y	N	P	A	ADULT COR	CO06	\$45,707.56	1092.50	\$20,287.24	44.38%	165.50	\$3,884.16	8.50%	\$24,171.40	52.88%
PSD 409	37845	10	Y	N	P	A	ADULT COR	CO06	\$46,476.79	734.38	\$10,010.59	21.54%	301.38	\$7,073.16	15.22%	\$17,083.75	36.76%
PSD 409	37846	10	Y	N	P	A	ADULT COR	CO06	\$38,038.99	858.38	\$14,431.27	37.94%	176.00	\$4,130.58	10.86%	\$18,561.85	48.80%
PSD 409	49918	10	Y	N	P	A	ADULT COR	CO06	\$43,642.06	365.63	\$7,855.36	18.00%	27.75	\$651.27	1.49%	\$8,506.63	19.49%
PSD 409	49920	10	Y	N	P	A	ADULT COR	CO06	\$43,220.72	690.00	\$4,120.16	9.53%	514.00	#####	27.91%	\$16,183.34	37.44%
PSD 409	49923	10	Y	N	P	A	ADULT COR	CO06	\$43,175.78	344.25	\$3,213.07	7.44%	207.00	\$4,858.13	11.25%	\$8,071.20	18.69%
PSD 409	49924	10	Y	N	P	A	ADULT COR	CO06	\$43,853.84	1051.26	\$20,127.47	45.90%	186.00	\$4,365.28	9.95%	\$24,492.75	55.85%
PSD 409	49925	10	Y	N	P	A	ADULT COR	CO06	\$48,607.50	428.38	\$7,766.11	15.98%	96.00	\$2,253.05	4.64%	\$10,019.16	20.61%
PSD 409	49926	10	Y	N	P	A	ADULT COR	CO06	\$41,155.67	560.00	\$2,932.07	7.12%	435.00	#####	24.81%	\$13,141.19	31.93%
PSD 409	49928	10	Y	N	P	A	ADULT COR	CO06	\$21,817.95	175.38	\$4,095.12	18.77%	0.00	\$0.00	0.00%	\$4,095.12	18.77%
PSD 409	49930	10	Y	N	P	A	ADULT COR	CO06	\$26,234.03	156.88	\$89.80	0.34%	152.88	\$3,587.98	13.68%	\$3,677.78	14.02%
PSD 409	49932	10	Y	N	P	A	ADULT COR	CO06	\$40,589.48	182.63	\$4,129.08	10.17%	0.00	\$0.00	0.00%	\$4,129.08	10.17%
PSD 409	49933	10	Y	N	P	A	ADULT COR	CO06	\$39,470.96	579.00	\$8,353.03	21.16%	218.00	\$5,116.29	12.96%	\$13,469.32	34.12%
PSD 409	49934	10	Y	N	P	A	ADULT COR	CO06	\$38,500.43	190.75	\$1,354.22	3.52%	133.00	\$3,121.41	8.11%	\$4,475.63	11.62%
PSD 409	49935	10	Y	N	P	A	ADULT COR	CO06	\$44,802.33	591.63	\$10,482.03	23.40%	106.63	\$2,502.52	5.59%	\$12,984.55	28.98%
PSD 409	49937	10	Y	N	P	A	ADULT COR	CO06	\$48,473.00	821.25	\$17,846.58	36.82%	52.00	\$1,220.40	2.52%	\$19,066.98	39.34%
PSD 409	49938	10	Y	N	P	A	ADULT COR	CO06	\$46,428.44	603.39	\$10,399.54	22.40%	142.00	\$3,332.63	7.18%	\$13,732.17	29.58%
PSD 409	51359	10	Y	N	P	A	ADULT COR	CO06	\$8,294.19	99.00	\$2,257.65	27.22%	0.00	\$0.00	0.00%	\$2,257.65	27.22%
PSD 409	51360	10	Y	N	P	A	ADULT COR	CO06	\$30,838.64	538.61	\$5,997.50	19.45%	0.00	\$0.00	0.00%	\$5,997.50	19.45%

Department of Public Safety
Overtime Position List

Table 18

(Only for Positions the Sum of Overtime Paid and Value of Compensatory Time for which was at Least 10% of Base Pay during FY15)

PSD 409	51690	10	Y	N	P	A	ADULT COR	CO06	\$47,919.20	532.76	\$9,874.83	20.61%	108.00	\$2,534.68	5.29%	\$12,409.51	25.90%
PSD 409	51691	10	Y	N	P	A	ADULT COR	CO06	\$48,519.00	227.26	\$3,761.60	7.75%	61.50	\$1,443.36	2.97%	\$5,204.96	10.73%
PSD 409	51692	10	Y	N	P	A	ADULT COR	CO06	\$43,002.01	267.25	\$3,191.61	7.42%	129.50	\$3,039.27	7.07%	\$6,230.88	14.49%
PSD 409	53085	10	Y	N	P	A	ADULT COR	CO06	\$27,221.60	492.00	\$11,256.96	41.35%	12.00	\$281.63	1.03%	\$11,538.59	42.39%
PSD 409	53086	10	Y	N	P	A	ADULT COR	CO06	\$48,519.00	1000.00	\$18,227.24	37.57%	218.00	\$5,116.29	10.54%	\$23,343.53	48.11%
PSD 409	53087	10	Y	N	P	A	ADULT COR	CO06	\$43,330.32	785.75	\$14,953.87	34.51%	144.00	\$3,379.57	7.80%	\$18,333.44	42.31%
PSD 409	53090	10	Y	N	P	A	ADULT COR	CO06	\$48,519.00	1002.13	\$22,548.35	46.47%	29.00	\$680.61	1.40%	\$23,228.96	47.88%
PSD 409	31154	10	Y	N	P	A	ADULT COR	CO08	\$49,194.00	181.00	\$5,352.97	10.88%	0.00	\$0.00	0.00%	\$5,352.97	10.88%
PSD 409	35597	10	Y	N	P	A	ADULT COR	CO08	\$56,901.78	935.51	\$24,958.83	43.86%	20.00	\$553.38	0.97%	\$25,512.21	44.84%
PSD 409	37744	10	Y	N	P	A	ADULT COR	CO08	\$56,775.76	265.50	\$0.00	0.00%	265.50	\$7,346.18	12.94%	\$7,346.18	12.94%
PSD 409	37745	10	Y	N	P	A	ADULT COR	CO08	\$62,211.50	952.50	\$28,387.50	45.63%	0.00	\$0.00	0.00%	\$28,387.50	45.63%
PSD 409	37747	10	Y	N	P	A	ADULT COR	CO08	\$57,205.50	629.76	\$16,405.49	28.68%	32.26	\$892.61	1.56%	\$17,298.10	30.24%
PSD 409	37748	10	Y	N	P	A	ADULT COR	CO08	\$51,186.10	302.25	\$965.29	1.89%	265.25	\$7,339.26	14.34%	\$8,304.55	16.22%
PSD 409	51361	10	Y	N	P	A	ADULT COR	CO08	\$56,135.15	1261.63	\$30,731.53	54.75%	131.00	\$3,624.67	6.46%	\$34,356.20	61.20%
PSD 409	51362	10	Y	N	P	A	ADULT COR	CO08	\$52,234.62	1305.50	\$29,469.22	56.42%	227.00	\$6,314.11	12.09%	\$35,783.33	68.51%
PSD 409	51363	10	Y	N	P	A	ADULT COR	CO08	\$50,791.91	446.38	\$3,487.30	6.87%	317.00	\$8,771.15	17.27%	\$12,258.45	24.13%
PSD 409	51365	10	Y	N	P	A	ADULT COR	CO08	\$57,003.00	715.75	\$16,285.92	28.57%	115.75	\$3,202.71	5.62%	\$19,488.63	34.19%
PSD 409	53078	10	Y	N	P	A	ADULT COR	CO08	\$56,349.00	246.63	\$1,975.66	3.51%	172.00	\$4,759.11	8.45%	\$6,734.77	11.95%
PSD 409	53079	10	Y	N	P	A	ADULT COR	CO08	\$48,865.67	687.63	\$14,511.32	29.70%	58.38	\$1,615.33	3.31%	\$16,126.65	33.00%
PSD 409	53080	10	Y	N	P	A	ADULT COR	CO08	\$56,250.89	714.50	\$14,087.60	25.04%	195.00	\$5,395.50	9.59%	\$19,483.10	34.64%
PSD 409	36237	10	Y	N	P	A	ADULT COR	CO04	\$38,186.13	303.75	\$5,978.28	15.66%	28.00	\$607.87	1.59%	\$6,586.15	17.25%
PSD 409	36241	10	Y	N	P	A	ADULT COR	CO04	\$41,844.29	420.13	\$7,153.14	17.09%	85.00	\$1,845.32	4.41%	\$8,998.46	21.50%
PSD 409	36242	10	Y	N	P	A	ADULT COR	CO04	\$38,186.13	624.75	\$12,004.26	31.44%	71.00	\$1,541.38	4.04%	\$13,545.64	35.47%
PSD 409	49931	10	Y	N	P	A	ADULT COR	CO04	\$36,152.77	399.00	\$8,517.26	23.56%	0.00	\$0.00	0.00%	\$8,517.26	23.56%
PSD 409	53093	10	Y	N	P	A	ADULT COR	CO04	\$39,508.17	328.63	\$7,010.93	17.75%	0.00	\$0.00	0.00%	\$7,010.93	17.75%
PSD 409	2562	20	Y	N	P	A	ADULT COR	CO09	\$62,093.58	847.38	\$23,250.43	37.44%	66.00	\$1,982.67	3.19%	\$25,233.10	40.64%
PSD 409	8181	20	Y	N	P	A	ADULT COR	CO09	\$62,211.50	623.38	\$10,603.49	17.04%	261.50	\$7,855.56	12.63%	\$18,459.05	29.67%
PSD 409	35598	20	Y	N	P	A	ADULT COR	CO09	\$57,606.71	798.25	\$17,588.47	30.53%	160.00	\$4,806.46	8.34%	\$22,394.93	38.88%
PSD 409	37703	20	Y	N	P	A	ADULT COR	CO09	\$57,606.71	638.75	\$17,016.65	29.54%	16.00	\$480.65	0.83%	\$17,497.30	30.37%
PSD 409	45547	3	Y	N	P	A	OFFICE ASSI	SR10	\$38,140.64	682.47	\$8,578.76	22.49%	220.40	\$3,573.02	9.37%	\$12,151.78	31.86%
PSD 410	29108	23	Y	N	P	A	INTAKE SER	SR27	\$81,627.70	354.29	\$13,043.17	15.98%	24.00	\$947.77	1.16%	\$13,990.94	17.14%
PSD 410	31445	13	Y	N	P	A	SOCIAL WO	SR22	\$46,333.72	206.27	\$4,675.37	10.09%	0.00	\$0.00	0.00%	\$4,675.37	10.09%
PSD 420	8939	1	Y	N	P	A	COOK I	BC05	\$39,102.00	291.75	\$5,402.03	13.82%	0.00	\$0.00	0.00%	\$5,402.03	13.82%
PSD 420	25516	1	Y	N	P	A	COOK II	BC10	\$10,116.00	474.25	\$9,419.87	93.12%	0.00	\$0.00	0.00%	\$9,419.87	93.12%
PSD 420	25996	1	Y	N	P	A	COOK II	BC10	\$43,996.00	470.26	\$9,694.34	22.03%	9.75	\$211.09	0.48%	\$9,905.43	22.51%
PSD 420	27267	1	Y	N	P	A	COOK II	BC10	\$40,101.37	440.63	\$3,500.20	8.73%	272.75	\$5,905.04	14.73%	\$9,405.24	23.45%
PSD 420	29270	1	Y	N	P	A	COOK II	BC10	\$43,996.00	307.50	\$6,506.06	14.79%	0.00	\$0.00	0.00%	\$6,506.06	14.79%
PSD 420	32515	1	Y	N	P	A	COOK II	BC10	\$43,996.00	306.00	\$6,491.64	14.76%	0.00	\$0.00	0.00%	\$6,491.64	14.76%
PSD 420	34825	1	Y	N	P	A	COOK II	BC10	\$43,996.00	292.50	\$6,142.59	13.96%	0.00	\$0.00	0.00%	\$6,142.59	13.96%
PSD 420	36281	1	Y	N	P	A	COOK II	BC10	\$44,069.00	448.88	\$9,276.01	21.05%	9.00	\$194.85	0.44%	\$9,470.86	21.49%
PSD 420	36899	1	Y	N	P	A	COOK II	BC10	\$43,996.00	227.00	\$3,201.50	7.28%	75.00	\$1,623.75	3.69%	\$4,825.25	10.97%

Overtime Position List

(Only for Positions the Sum of Overtime Paid and Value of Compensatory Time for which was at Least 10% of Base Pay during FY15)

PSD 420	37035	1	Y	N	P	A	COOK II	BC10	\$43,996.00	249.25	\$4,811.46	10.94%	20.50	\$443.83	1.01%	\$5,255.29	11.94%
PSD 420	37036	1	Y	N	P	A	COOK II	BC10	\$43,996.00	226.50	\$4,756.89	10.81%	0.00	\$0.00	0.00%	\$4,756.89	10.81%
PSD 420	37412	1	Y	N	P	A	COOK II	BC10	\$43,996.00	293.75	\$6,036.76	13.72%	8.25	\$218.85	0.50%	\$6,255.61	14.22%
PSD 420	38141	1	Y	N	P	A	COOK II	BC10	\$43,996.00	1176.75	\$24,938.03	56.68%	0.00	\$0.00	0.00%	\$24,938.03	56.68%
PSD 420	38142	1	Y	N	P	A	COOK II	BC10	\$43,996.00	1552.50	\$26,955.25	61.27%	274.50	\$5,942.93	13.51%	\$32,898.18	74.78%
PSD 420	40219	1	Y	N	P	A	COOK II	BC10	\$43,996.00	283.00	\$5,299.31	12.04%	31.00	\$671.15	1.53%	\$5,970.46	13.57%
PSD 420	41017	1	Y	N	P	A	COOK II	BC10	\$43,996.00	239.25	\$4,796.54	10.90%	12.00	\$259.80	0.59%	\$5,056.34	11.49%
PSD 420	46044	1	Y	N	P	A	COOK II	BC10	\$43,996.00	371.50	\$6,210.75	14.12%	78.25	\$1,694.11	3.85%	\$7,904.86	17.97%
PSD 420	48885	1	Y	N	P	A	COOK II	BC10	\$43,996.00	414.00	\$8,309.16	18.89%	22.50	\$487.13	1.11%	\$8,796.29	19.99%
PSD 420	48886	61	Y	Y	P	A	COOK II	BC10	\$44,664.43	990.50	\$21,028.51	47.08%	1.00	\$21.65	0.05%	\$21,050.16	47.13%
PSD 420	49269	61	Y	Y	P	A	COOK II	BC10	\$42,445.55	496.85	\$7,983.64	18.81%	118.35	\$2,046.27	4.82%	\$10,029.91	23.63%
PSD 420	49857	1	Y	N	P	A	COOK II	BC10	\$44,069.00	570.75	\$12,020.69	27.28%	0.00	\$0.00	0.00%	\$12,020.69	27.28%
PSD 420	51388	1	Y	N	P	A	COOK II	BC10	\$29,545.73	146.75	\$1,439.70	4.87%	78.25	\$1,694.11	5.73%	\$3,133.81	10.61%
PSD 420	51389	1	Y	N	P	A	COOK II	BC10	\$43,094.50	568.50	\$11,980.73	27.80%	0.00	\$0.00	0.00%	\$11,980.73	27.80%
PSD 420	51390	1	Y	N	P	A	COOK II	BC10	\$12,653.20	123.00	\$2,598.53	20.54%	1.00	\$21.65	0.17%	\$2,620.18	20.71%
PSD 420	53369	1	Y	N	P	A	COOK II	BC10	\$43,996.00	1651.50	\$31,361.79	71.28%	0.00	\$0.00	0.00%	\$31,361.79	71.28%
PSD 420	2427	1	Y	N	P	A	COOK III	WS08	\$47,160.00	356.25	\$8,053.99	17.08%	0.00	\$0.00	0.00%	\$8,053.99	17.08%
PSD 420	2597	1	Y	N	P	A	COOK III	WS08	\$37,856.28	448.50	\$10,147.64	26.81%	0.00	\$0.00	0.00%	\$10,147.64	26.81%
PSD 420	25515	1	Y	N	P	A	COOK III	WS08	\$47,160.00	2010.50	\$42,959.24	91.09%	0.00	\$0.00	0.00%	\$42,959.24	91.09%
PSD 420	25517	1	Y	N	P	A	COOK III	WS08	\$47,010.78	409.00	\$8,747.91	18.61%	19.50	\$451.62	0.96%	\$9,199.53	19.57%
PSD 420	27268	1	Y	N	P	A	COOK III	WS08	\$34,653.00	839.50	\$14,053.87	40.56%	12.00	\$277.92	0.80%	\$14,331.79	41.36%
PSD 420	29799	1	Y	N	P	A	COOK III	WS08	\$44,325.57	222.75	\$5,036.41	11.36%	0.00	\$0.00	0.00%	\$5,036.41	11.36%
PSD 420	38250	1	Y	N	P	A	COOK III	WS08	\$39,222.33	684.50	\$14,127.61	36.02%	39.50	\$914.82	2.33%	\$15,042.43	38.35%
PSD 420	38299	1	Y	N	P	A	COOK III	WS08	\$47,160.00	1286.25	\$26,766.75	56.76%	0.00	\$0.00	0.00%	\$26,766.75	56.76%
PSD 420	39578	1	Y	N	P	A	COOK III	WS08	\$47,082.00	949.00	\$17,234.46	36.61%	184.50	\$4,273.02	9.08%	\$21,507.48	45.68%
PSD 420	39579	1	Y	N	P	A	COOK III	WS08	\$47,082.00	1605.25	\$36,248.12	76.99%	0.00	\$0.00	0.00%	\$36,248.12	76.99%
PSD 420	48960	1	Y	N	P	A	COOK III	WS08	\$47,082.00	272.25	\$6,157.86	13.08%	0.00	\$0.00	0.00%	\$6,157.86	13.08%
PSD 420	51378	1	Y	N	P	A	COOK III	WS08	\$47,160.00	326.25	\$7,355.83	15.60%	0.00	\$0.00	0.00%	\$7,355.83	15.60%
PSD 420	51381	1	Y	N	P	A	COOK III	WS08	\$47,082.00	281.63	\$1,909.50	4.06%	196.88	\$4,559.74	9.68%	\$6,469.24	13.74%
PSD 420	1732	2	Y	N	P	A	INSTITUTIONAL	F108	\$52,738.50	210.75	\$5,354.37	10.15%	0.00	\$0.00	0.00%	\$5,354.37	10.15%
PSD 420	31786	2	Y	N	P	A	INSTITUTIONAL	F108	\$49,604.00	776.00	\$18,463.67	37.22%	0.00	\$0.00	0.00%	\$18,463.67	37.22%
PSD 420	37416	2	Y	N	P	A	INSTITUTIONAL	F108	\$48,724.00	357.00	\$8,344.86	17.13%	0.00	\$0.00	0.00%	\$8,344.86	17.13%
PSD 420	38780	2	Y	N	P	A	INSTITUTIONAL	F108	\$53,793.00	411.50	\$10,600.12	19.71%	0.00	\$0.00	0.00%	\$10,600.12	19.71%
PSD 420	38786	2	Y	N	P	A	INSTITUTIONAL	F108	\$49,579.50	705.75	\$16,729.54	33.74%	0.00	\$0.00	0.00%	\$16,729.54	33.74%
PSD 420	42166	1	Y	N	P	A	KITCHEN HELPER	BC02	\$35,200.50	670.50	\$11,360.19	32.27%	0.00	\$0.00	0.00%	\$11,360.19	32.27%
PSD 420	42167	1	Y	N	P	A	KITCHEN HELPER	BC02	\$27,599.14	340.50	\$5,761.57	20.88%	0.00	\$0.00	0.00%	\$5,761.57	20.88%
PSD 420	42169	1	Y	N	P	A	KITCHEN HELPER	BC02	\$6,928.82	94.50	\$1,625.75	23.46%	0.00	\$0.00	0.00%	\$1,625.75	23.46%
PSD 420	42170	1	Y	N	P	A	KITCHEN HELPER	BC02	\$35,142.00	270.00	\$4,544.94	12.93%	0.00	\$0.00	0.00%	\$4,544.94	12.93%
PSD 420	42171	1	Y	N	P	A	KITCHEN HELPER	BC02	\$30,258.52	229.50	\$3,869.36	12.79%	0.00	\$0.00	0.00%	\$3,869.36	12.79%
PSD 420	42173	1	Y	N	P	A	KITCHEN HELPER	BC02	\$35,142.00	428.50	\$7,244.66	20.62%	0.00	\$0.00	0.00%	\$7,244.66	20.62%
PSD 420	42174	61	Y	Y	P	A	KITCHEN HELPER	BC02	\$35,142.00	385.50	\$6,561.81	18.67%	0.00	\$0.00	0.00%	\$6,561.81	18.67%

Overtime Position List

(Only for Positions the Sum of Overtime Paid and Value of Compensatory Time for which was at Least 10% of Base Pay during FY15)

PSD 420	44025	1	Y	N	P	A	KITCHEN HE	BC02	\$35,200.50	505.50	\$8,473.69	24.07%	0.00	\$0.00	0.00%	\$8,473.69	24.07%
PSD 420	44028	1	Y	N	P	A	KITCHEN HE	BC02	\$35,142.00	301.50	\$5,097.03	14.50%	0.00	\$0.00	0.00%	\$5,097.03	14.50%
PSD 420	44029	1	Y	N	P	A	KITCHEN HE	BC02	\$23,590.07	476.50	\$8,106.61	34.36%	0.00	\$0.00	0.00%	\$8,106.61	34.36%
PSD 420	47301	1	Y	N	P	A	KITCHEN HE	BC02	\$35,142.00	621.41	\$8,121.60	23.11%	140.64	\$2,431.67	6.92%	\$10,553.27	30.03%
PSD 420	47302	1	Y	N	P	A	KITCHEN HE	BC02	\$35,142.00	784.91	\$12,254.61	34.87%	55.50	\$959.60	2.73%	\$13,214.21	37.60%
PSD 420	51372	1	Y	N	P	A	KITCHEN HE	BC02	\$35,200.50	488.43	\$7,833.41	22.25%	21.75	\$510.46	1.45%	\$8,343.87	23.70%
PSD 420	51374	1	Y	N	P	A	KITCHEN HE	BC02	\$27,811.09	426.65	\$5,700.45	20.50%	88.75	\$1,534.49	5.52%	\$7,234.94	26.01%
PSD 420	51380	1	Y	N	P	A	KITCHEN HE	BC02	\$34,040.80	342.75	\$4,166.82	12.24%	96.00	\$1,659.84	4.88%	\$5,826.66	17.12%
PSD 420	51393	1	Y	N	P	A	KITCHEN HE	BC02	\$35,142.00	240.39	\$4,035.02	11.48%	0.00	\$0.00	0.00%	\$4,035.02	11.48%
PSD 420	53354	1	Y	N	P	A	KITCHEN HE	BC02	\$23,883.82	156.00	\$2,644.21	11.07%	0.00	\$0.00	0.00%	\$2,644.21	11.07%
PSD 421	37770	9	Y	N	P	A	ADVANCED	SR28	\$141,870.91	301.55	\$2,518.50	1.78%	264.05	#####	12.50%	\$20,252.12	14.28%
PSD 421	120316	23	Y	N	T	A	CLINICAL PS	SR30	\$78,499.00	220.90	\$0.00	0.00%	220.90	\$8,389.53	10.69%	\$8,389.53	10.69%
PSD 421	38313	13	Y	N	P	A	CORRECTIO	SRNA	\$76,464.00	307.00	\$22,352.02	29.23%	0.00	\$0.00	0.00%	\$22,352.02	29.23%
PSD 421	119344	13	Y	N	P	A	CORRECTIO	SR22	\$53,525.53	240.00	\$0.00	0.00%	240.00	\$5,689.39	10.63%	\$5,689.39	10.63%
PSD 421	37652	13	Y	N	P	A	HUMAN SER	SR22	\$62,219.26	589.93	\$17,348.45	27.88%	3.00	\$90.03	0.14%	\$17,438.48	28.03%
PSD 421	118436	13	Y	N	P	A	HUMAN SER	SR22	\$75,553.66	676.15	\$17,708.35	23.44%	57.38	\$1,415.19	1.87%	\$19,123.54	25.31%
PSD 421	112466	23	Y	N	P	A	HUMAN SER	SR24	\$71,462.44	334.92	\$11,231.51	15.72%	0.00	\$0.00	0.00%	\$11,231.51	15.72%
PSD 421	119465	13	Y	N	P	A	HUMAN SER	SR24	\$20,360.00	390.27	\$13,602.73	66.81%	0.00	\$0.00	0.00%	\$13,602.73	66.81%
PSD 421	15550	10	Y	N	P	A	LICENSED PI	HE08	\$41,519.00	514.50	\$8,302.69	20.00%	96.00	\$1,927.68	4.64%	\$10,230.37	24.64%
PSD 421	26776	10	Y	N	P	A	LICENSED PI	HE08	\$41,519.00	1446.75	\$28,795.99	69.36%	0.00	\$0.00	0.00%	\$28,795.99	69.36%
PSD 421	38038	10	Y	N	P	A	LICENSED PI	HE08	\$41,519.00	372.89	\$5,701.01	13.73%	84.00	\$1,678.71	4.04%	\$7,379.72	17.77%
PSD 421	48596	13	Y	N	P	A	MEDICAL RE	SR20	\$53,195.00	334.91	\$288.68	0.54%	323.66	\$8,687.06	16.33%	\$8,975.74	16.87%
PSD 421	119482	9	N	Y	T	A	MENTAL HE	SRNA	\$88,828.89	1851.90	\$71,925.64	80.97%	10.00	\$426.23	0.48%	\$72,351.87	81.45%
PSD 421	46175	3	Y	N	P	A	OFFICE ASSI	SR08	\$37,919.00	321.81	\$0.00	0.00%	321.81	\$5,876.28	15.50%	\$5,876.28	15.50%
PSD 421	15548	10	Y	N	P	A	PARA MEDI	HE04	\$36,042.00	800.25	\$13,823.52	38.35%	0.00	\$0.00	0.00%	\$13,823.52	38.35%
PSD 421	43281	10	Y	N	P	A	PARA MEDI	HE04	\$36,042.00	230.25	\$2,658.35	7.38%	76.50	\$1,379.65	3.83%	\$4,038.00	11.20%
PSD 421	53388	10	Y	N	P	A	PARA MEDI	HE04	\$36,042.00	875.50	\$12,483.33	34.64%	156.00	\$2,717.53	7.54%	\$15,200.86	42.18%
PSD 421	38784	13	Y	Y	P	A	PHYSICIAN I	SC01	\$4,330.00	60.50	\$4,122.56	95.21%	0.00	\$0.00	0.00%	\$4,122.56	95.21%
PSD 421	15551	9	Y	N	P	A	REGISTERED	SR20	\$60,480.00	200.00	\$3,566.84	5.90%	108.00	\$4,187.08	6.92%	\$7,753.92	12.82%
PSD 421	32205	9	Y	N	P	A	REGISTERED	SR20	\$96,024.34	250.75	\$9,203.88	9.58%	24.00	\$1,046.63	1.09%	\$10,250.51	10.67%
PSD 421	34690	9	Y	N	P	A	REGISTERED	SR20	\$94,219.38	395.00	\$2,525.03	2.68%	336.00	#####	15.94%	\$17,540.90	18.62%
PSD 421	36233	9	Y	N	P	A	REGISTERED	SR20	\$83,393.48	1669.75	\$63,899.97	76.62%	0.00	\$0.00	0.00%	\$63,899.97	76.62%
PSD 421	36282	9	Y	N	P	A	REGISTERED	SR20	\$97,229.18	792.25	\$29,430.10	30.27%	120.50	\$5,385.15	5.54%	\$34,815.25	35.81%
PSD 421	36283	9	Y	N	P	A	REGISTERED	SR20	\$98,820.88	294.74	\$12,214.03	12.36%	0.00	\$0.00	0.00%	\$12,214.03	12.36%
PSD 421	39610	9	Y	N	P	A	REGISTERED	SR20	\$20,160.00	268.25	\$8,800.78	43.65%	41.25	\$1,599.26	7.93%	\$10,400.04	51.59%
PSD 421	39611	9	Y	N	P	A	REGISTERED	SR20	\$81,859.24	442.00	\$11,989.34	14.65%	138.75	\$6,050.83	7.39%	\$18,040.17	22.04%
PSD 421	41407	9	Y	N	P	A	REGISTERED	SR20	\$101,876.98	225.00	\$9,994.50	9.81%	15.00	\$721.95	0.71%	\$10,716.45	10.52%
PSD 421	45704	9	Y	N	P	A	REGISTERED	SR20	\$95,623.53	410.25	\$18,169.19	19.00%	0.00	\$0.00	0.00%	\$18,169.19	19.00%
PSD 421	45705	9	Y	N	P	A	REGISTERED	SR20	\$48,471.04	348.25	\$15,865.00	32.73%	0.00	\$0.00	0.00%	\$15,865.00	32.73%
PSD 421	46046	9	Y	N	P	A	REGISTERED	SR20	\$102,054.64	515.25	\$12,364.91	12.12%	256.00	#####	12.07%	\$24,685.40	24.19%
PSD 421	46047	9	Y	N	P	A	REGISTERED	SR20	\$94,034.00	222.00	\$0.00	0.00%	222.00	\$9,921.20	10.55%	\$9,921.20	10.55%

Department of Public Safety
Overtime Position List

Table 18

(Only for Positions the Sum of Overtime Paid and Value of Compensatory Time for which was at Least 10% of Base Pay during FY15)

PSD 421	46048	9	Y	N	P	A	REGISTERED	SR20	\$97,911.03	1194.81	\$45,163.26	46.13%	207.00	\$9,483.39	9.69%	\$54,646.65	55.81%
PSD 421	46554	9	Y	N	P	A	REGISTERED	SR20	\$92,609.50	215.00	\$0.00	0.00%	215.00	\$9,376.07	10.12%	\$9,376.07	10.12%
PSD 421	46964	9	Y	N	P	A	REGISTERED	SR20	\$92,004.41	246.00	\$3,539.76	3.85%	161.00	\$7,020.22	7.63%	\$10,559.98	11.48%
PSD 421	46970	9	Y	N	P	A	REGISTERED	SR20	\$93,301.97	667.00	\$14,605.36	15.65%	335.50	#####	15.68%	\$29,236.39	31.34%
PSD 421	48899	9	Y	N	P	A	REGISTERED	SR20	\$92,899.60	255.76	\$7,490.46	8.06%	84.00	\$3,663.25	3.94%	\$11,153.71	12.01%
PSD 421	49914	9	Y	N	P	A	REGISTERED	SR20	\$99,289.61	771.25	\$35,760.17	36.02%	0.00	\$0.00	0.00%	\$35,760.17	36.02%
PSD 421	49916	9	Y	N	P	A	REGISTERED	SR20	\$92,592.25	512.25	\$19,105.06	20.63%	72.00	\$3,139.93	3.39%	\$22,244.99	24.02%
PSD 421	51398	9	Y	N	P	A	REGISTERED	SR20	\$99,964.74	634.25	\$26,951.27	26.96%	54.00	\$2,535.61	2.54%	\$29,486.88	29.50%
PSD 421	51399	9	Y	N	P	A	REGISTERED	SR20	\$103,333.31	356.77	\$13,656.66	13.22%	68.50	\$3,216.47	3.11%	\$16,873.13	16.33%
PSD 421	53351	9	Y	N	P	A	REGISTERED	SR20	\$93,163.90	238.50	\$5,625.70	6.04%	109.50	\$4,775.25	5.13%	\$10,400.95	11.16%
PSD 421	53386	9	Y	N	P	A	REGISTERED	SR20	\$98,942.77	564.69	\$24,381.92	24.64%	0.00	\$0.00	0.00%	\$24,381.92	24.64%
PSD 421	118315	9	Y	N	P	A	REGISTERED	SR20	\$95,063.26	229.51	\$10,170.79	10.70%	0.00	\$0.00	0.00%	\$10,170.79	10.70%
PSD 421	118669	9	Y	N	P	A	REGISTERED	SR20	\$99,012.31	302.63	\$9,366.77	9.46%	100.50	\$4,719.05	4.77%	\$14,085.82	14.23%
PSD 421	121035	9	Y	N	P	A	REGISTERED	SR20	\$53,760.00	574.00	\$11,165.77	20.77%	286.00	#####	21.45%	\$22,697.62	42.22%
PSD 421	46968	9	Y	N	P	A	REGISTERED	SR22	\$99,482.52	601.25	\$27,715.84	27.86%	0.00	\$0.00	0.00%	\$27,715.84	27.86%
PSD 421	48594	9	Y	N	P	A	REGISTERED	SR22	\$104,910.61	540.75	\$26,422.58	25.19%	0.00	\$0.00	0.00%	\$26,422.58	25.19%
PSD 421	49887	9	Y	N	P	A	REGISTERED	SR22	\$103,785.20	345.50	\$14,632.09	14.10%	48.00	\$2,365.75	2.28%	\$16,997.84	16.38%
PSD 421	40047	63	Y	Y	P	A	SECRETARY	SR18	\$47,947.00	510.92	\$11,781.80	24.57%	0.00	\$0.00	0.00%	\$11,781.80	24.57%
PSD 421	37655	13	Y	N	P	A	SOCIAL WO	SR22	\$48,180.54	295.54	\$5,446.77	11.30%	58.51	\$1,387.02	2.88%	\$6,833.79	14.18%
PSD 421	39657	13	Y	N	P	A	SOCIAL WO	SR22	\$61,343.60	563.55	\$11,808.62	19.25%	151.14	\$4,535.94	7.39%	\$16,344.56	26.64%
PSD 421	119217	13	Y	N	P	A	SOCIAL WO	SR22	\$55,139.00	282.28	\$6,236.23	11.31%	47.63	\$1,174.72	2.13%	\$7,410.95	13.44%
PSD 421	119218	13	Y	N	P	A	SOCIAL WO	SR22	\$52,972.76	328.64	\$5,258.69	9.93%	123.02	\$3,281.80	6.20%	\$8,540.49	16.12%
PSD 422	109315	23	Y	N	T	W	CI SPECIALIS	SRNA	\$43,166.13	247.14	\$4,681.90	10.85%	0.00	\$0.00	0.00%	\$4,681.90	10.85%
PSD 422	109316	23	Y	N	T	W	CI SPECIALIS	SRNA	\$55,484.96	226.50	\$5,685.42	10.25%	0.00	\$0.00	0.00%	\$5,685.42	10.25%
PSD 502	35149	13	Y	N	P	A	INVESTIGAT	SR22	\$56,073.86	267.90	\$5,690.83	10.15%	48.13	\$1,283.96	2.29%	\$6,974.79	12.44%
PSD 502	42212	13	Y	N	P	A	INVESTIGAT	SR24	\$75,479.00	479.85	\$14,918.76	19.77%	68.25	\$2,492.44	3.30%	\$17,411.20	23.07%
PSD 502	24686	23	Y	N	P	A	INVESTIGAT	SR26	\$75,719.50	401.00	\$9,684.12	12.79%	134.00	\$4,893.58	6.46%	\$14,577.70	19.25%
PSD 503	43370	4	Y	N	P	A	CLERICAL SU	SR12	\$34,999.00	443.50	\$3,931.68	11.23%	199.50	\$3,367.71	9.62%	\$7,299.39	20.86%
PSD 503	43380	3	Y	N	P	A	CLERK DISPA	SR09	\$28,779.00	561.00	\$7,754.28	26.94%	0.00	\$0.00	0.00%	\$7,754.28	26.94%
PSD 503	43372	3	Y	N	P	A	CLERK DISPA	SR12	\$44,317.00	1299.50	\$27,607.51	62.30%	0.00	\$0.00	0.00%	\$27,607.51	62.30%
PSD 503	100604	63	Y	Y	P	A	DEPUTY SHF	SRNA	\$44,258.00	940.01	\$19,987.02	45.16%	0.00	\$0.00	0.00%	\$19,987.02	45.16%
PSD 503	101257	63	Y	Y	P	A	DEPUTY SHF	SRNA	\$48,574.46	846.88	\$19,449.89	40.04%	0.00	\$0.00	0.00%	\$19,449.89	40.04%
PSD 503	1326	3	Y	N	P	A	DEPUTY SHF	SR18	\$53,925.50	404.25	\$10,437.62	19.36%	0.00	\$0.00	0.00%	\$10,437.62	19.36%
PSD 503	1336	3	Y	N	P	A	DEPUTY SHF	SR18	\$28,974.30	192.75	\$4,956.24	17.11%	0.00	\$0.00	0.00%	\$4,956.24	17.11%
PSD 503	2714	3	Y	N	P	A	DEPUTY SHF	SR18	\$47,870.00	688.75	\$15,825.84	33.06%	0.00	\$0.00	0.00%	\$15,825.84	33.06%
PSD 503	11878	3	Y	N	P	A	DEPUTY SHF	SR18	\$40,932.00	282.00	\$5,511.44	13.46%	0.00	\$0.00	0.00%	\$5,511.44	13.46%
PSD 503	15130	3	Y	N	P	A	DEPUTY SHF	SR18	\$60,682.50	1004.75	\$29,243.48	48.19%	0.00	\$0.00	0.00%	\$29,243.48	48.19%
PSD 503	18096	3	Y	N	P	A	DEPUTY SHF	SR18	\$49,888.00	289.75	\$6,888.28	13.81%	0.00	\$0.00	0.00%	\$6,888.28	13.81%
PSD 503	18097	3	Y	N	P	A	DEPUTY SHF	SR18	\$56,082.00	1108.78	\$28,327.35	50.51%	40.00	\$1,080.23	1.93%	\$29,407.58	52.44%
PSD 503	18099	3	Y	N	P	A	DEPUTY SHF	SR18	\$53,925.50	1185.75	\$30,665.97	56.87%	0.00	\$0.00	0.00%	\$30,665.97	56.87%
PSD 503	21663	3	Y	N	P	A	DEPUTY SHF	SR18	\$53,925.50	254.00	\$6,560.38	12.17%	0.00	\$0.00	0.00%	\$6,560.38	12.17%

Department of Public Safety
Overtime Position List

Table 18

(Only for Positions the Sum of Overtime Paid and Value of Compensatory Time for which was at Least 10% of Base Pay during FY15)

PSD 503	21664	3	Y	N	P	A	DEPUTY SHERIFF	SR18	\$53,925.50	1121.67	\$29,013.90	53.80%	0.00	\$0.00	0.00%	\$29,013.90	53.80%
PSD 503	21666	3	Y	N	P	A	DEPUTY SHERIFF	SR18	\$46,040.00	577.50	\$12,756.62	27.71%	0.00	\$0.00	0.00%	\$12,756.62	27.71%
PSD 503	22503	3	Y	N	P	A	DEPUTY SHERIFF	SR18	\$47,870.00	733.75	\$16,864.00	35.23%	0.50	\$11.54	0.02%	\$16,875.54	35.25%
PSD 503	26007	3	Y	N	P	A	DEPUTY SHERIFF	SR18	\$47,870.00	1922.40	\$32,608.41	68.12%	12.00	\$277.06	0.58%	\$32,885.47	68.70%
PSD 503	26008	3	Y	N	P	A	DEPUTY SHERIFF	SR18	\$47,870.00	474.00	\$10,909.98	22.79%	0.00	\$0.00	0.00%	\$10,909.98	22.79%
PSD 503	26009	3	Y	N	P	A	DEPUTY SHERIFF	SR18	\$53,925.50	657.89	\$16,969.55	31.47%	0.00	\$0.00	0.00%	\$16,969.55	31.47%
PSD 503	27626	3	Y	N	P	A	DEPUTY SHERIFF	SR18	\$51,758.00	640.50	\$15,938.60	30.79%	0.00	\$0.00	0.00%	\$15,938.60	30.79%
PSD 503	27627	3	Y	N	P	A	DEPUTY SHERIFF	SR18	\$49,888.00	990.41	\$23,704.09	47.51%	0.00	\$0.00	0.00%	\$23,704.09	47.51%
PSD 503	39836	3	Y	N	P	A	DEPUTY SHERIFF	SR18	\$47,870.00	423.25	\$9,715.47	20.30%	0.00	\$0.00	0.00%	\$9,715.47	20.30%
PSD 503	45658	3	Y	N	P	A	DEPUTY SHERIFF	SR18	\$46,040.00	753.13	\$13,996.05	30.40%	120.00	\$2,664.69	5.79%	\$16,660.74	36.19%
PSD 503	45659	3	Y	N	P	A	DEPUTY SHERIFF	SR18	\$49,808.00	1240.18	\$29,659.31	59.55%	0.00	\$0.00	0.00%	\$29,659.31	59.55%
PSD 503	45660	3	Y	N	P	A	DEPUTY SHERIFF	SR18	\$42,547.00	520.75	\$9,379.98	22.05%	62.00	\$1,272.31	2.99%	\$10,652.29	25.04%
PSD 503	45661	3	Y	N	P	A	DEPUTY SHERIFF	SR18	\$40,932.00	428.50	\$4,931.60	12.05%	177.75	\$3,509.20	8.57%	\$8,440.80	20.62%
PSD 503	45663	3	Y	N	P	A	DEPUTY SHERIFF	SR18	\$58,322.50	318.00	\$8,901.35	15.26%	0.00	\$0.00	0.00%	\$8,901.35	15.26%
PSD 503	45665	3	Y	N	P	A	DEPUTY SHERIFF	SR18	\$47,870.00	249.50	\$5,708.91	11.93%	0.00	\$0.00	0.00%	\$5,708.91	11.93%
PSD 503	1335	3	Y	N	P	A	DEPUTY SHERIFF	SR18	\$46,040.00	750.75	\$16,644.54	36.15%	0.00	\$0.00	0.00%	\$16,644.54	36.15%
PSD 503	18094	3	Y	N	P	A	DEPUTY SHERIFF	SR18	\$40,932.00	293.75	\$4,320.60	10.56%	73.25	\$1,446.12	3.53%	\$5,766.72	14.09%
PSD 503	39839	3	Y	N	P	A	DEPUTY SHERIFF	SR18	\$40,932.00	1104.75	\$21,735.42	53.10%	0.00	\$0.00	0.00%	\$21,735.42	53.10%
PSD 503	43410	3	Y	N	P	A	DEPUTY SHERIFF	SR18	\$41,082.16	340.95	\$6,976.78	16.98%	0.00	\$0.00	0.00%	\$6,976.78	16.98%
PSD 503	43412	3	Y	N	P	A	DEPUTY SHERIFF	SR18	\$56,082.00	960.25	\$25,815.52	46.03%	0.00	\$0.00	0.00%	\$25,815.52	46.03%
PSD 503	43415	3	Y	N	P	A	DEPUTY SHERIFF	SR18	\$42,547.00	335.25	\$4,853.70	11.41%	95.25	\$1,954.64	4.59%	\$6,808.34	16.00%
PSD 503	43416	3	Y	N	P	A	DEPUTY SHERIFF	SR18	\$42,664.00	1050.50	\$21,406.76	50.18%	0.00	\$0.00	0.00%	\$21,406.76	50.18%
PSD 503	43418	3	Y	N	P	A	DEPUTY SHERIFF	SR18	\$36,193.79	472.25	\$8,755.51	24.19%	0.00	\$0.00	0.00%	\$8,755.51	24.19%
PSD 503	43419	3	Y	N	P	A	DEPUTY SHERIFF	SR18	\$36,789.34	579.00	\$13,315.75	36.19%	0.00	\$0.00	0.00%	\$13,315.75	36.19%
PSD 503	43420	3	Y	N	P	A	DEPUTY SHERIFF	SR18	\$33,707.29	238.13	\$3,539.51	10.50%	30.50	\$534.75	1.59%	\$4,074.26	12.09%
PSD 503	43422	3	Y	N	P	A	DEPUTY SHERIFF	SR18	\$51,758.00	229.50	\$5,716.92	11.05%	0.00	\$0.00	0.00%	\$5,716.92	11.05%
PSD 503	43427	3	Y	N	P	A	DEPUTY SHERIFF	SR18	\$40,932.00	569.25	\$10,957.96	26.77%	12.00	\$281.63	0.69%	\$11,239.59	27.46%
PSD 503	43429	3	Y	N	P	A	DEPUTY SHERIFF	SR18	\$46,040.00	762.25	\$11,508.46	25.00%	240.00	\$5,329.38	11.58%	\$16,837.84	36.57%
PSD 503	43431	3	Y	N	P	A	DEPUTY SHERIFF	SR18	\$49,888.00	236.75	\$5,652.32	11.33%	0.00	\$0.00	0.00%	\$5,652.32	11.33%
PSD 503	43432	3	Y	N	P	A	DEPUTY SHERIFF	SR18	\$51,841.00	629.50	\$13,883.85	26.78%	72.00	\$1,797.37	3.47%	\$15,681.22	30.25%
PSD 503	43433	3	Y	N	P	A	DEPUTY SHERIFF	SR18	\$46,040.00	360.75	\$7,994.21	17.36%	0.00	\$0.00	0.00%	\$7,994.21	17.36%
PSD 503	43434	3	Y	N	P	A	DEPUTY SHERIFF	SR18	\$22,742.00	141.75	\$3,375.86	14.84%	0.00	\$0.00	0.00%	\$3,375.86	14.84%
PSD 503	43437	3	Y	N	P	A	DEPUTY SHERIFF	SR18	\$40,932.00	544.25	\$10,014.81	24.47%	34.00	\$671.24	1.64%	\$10,686.05	26.11%
PSD 503	43438	3	Y	N	P	A	DEPUTY SHERIFF	SR18	\$42,547.00	418.75	\$8,569.65	20.14%	0.00	\$0.00	0.00%	\$8,569.65	20.14%
PSD 503	43444	3	Y	N	P	A	DEPUTY SHERIFF	SR18	\$46,040.00	678.89	\$12,828.03	27.86%	99.25	\$2,203.92	4.79%	\$15,031.95	32.65%
PSD 503	43445	3	Y	N	P	A	DEPUTY SHERIFF	SR18	\$58,322.50	286.50	\$7,942.21	13.62%	0.00	\$0.00	0.00%	\$7,942.21	13.62%
PSD 503	43451	3	Y	N	P	A	DEPUTY SHERIFF	SR18	\$40,932.00	456.50	\$7,699.54	18.81%	64.50	\$1,273.38	3.11%	\$8,972.92	21.92%
PSD 503	43452	3	Y	N	P	A	DEPUTY SHERIFF	SR18	\$49,808.00	674.25	\$16,107.87	32.34%	0.00	\$0.00	0.00%	\$16,107.87	32.34%
PSD 503	43453	3	Y	N	P	A	DEPUTY SHERIFF	SR18	\$51,841.00	705.00	\$17,568.32	33.89%	0.00	\$0.00	0.00%	\$17,568.32	33.89%
PSD 503	43455	3	Y	N	P	A	DEPUTY SHERIFF	SR18	\$58,322.50	1992.88	\$55,709.29	95.52%	0.00	\$0.00	0.00%	\$55,709.29	95.52%
PSD 503	43458	3	Y	N	P	A	DEPUTY SHERIFF	SR18	\$7,158.35	162.63	\$3,155.88	44.09%	0.00	\$0.00	0.00%	\$3,155.88	44.09%

Overtime Position List

(Only for Positions the Sum of Overtime Paid and Value of Compensatory Time for which was at Least 10% of Base Pay during FY15)

PSD 503	43464	3	Y	N	P	A	DEPUTY SHERIFF	SR18	\$43,443.41	333.50	\$3,931.41	9.05%	155.25	\$3,447.45	7.94%	\$7,378.86	16.98%
PSD 503	43468	3	Y	N	P	A	DEPUTY SHERIFF	SR18	\$53,925.50	990.75	\$25,618.83	47.51%	0.00	\$0.00	0.00%	\$25,618.83	47.51%
PSD 503	43469	3	Y	N	P	A	DEPUTY SHERIFF	SR18	\$42,547.00	333.25	\$6,794.84	15.97%	0.00	\$0.00	0.00%	\$6,794.84	15.97%
PSD 503	43471	3	Y	N	P	A	DEPUTY SHERIFF	SR18	\$44,246.00	944.00	\$20,043.28	45.30%	0.50	\$10.67	0.02%	\$20,053.95	45.32%
PSD 503	43474	3	Y	N	P	A	DEPUTY SHERIFF	SR18	\$56,082.00	241.50	\$6,508.96	11.61%	0.00	\$0.00	0.00%	\$6,508.96	11.61%
PSD 503	43476	3	Y	N	P	A	DEPUTY SHERIFF	SR18	\$42,547.00	317.64	\$6,479.47	15.23%	0.00	\$0.00	0.00%	\$6,479.47	15.23%
PSD 503	43482	3	Y	N	P	A	DEPUTY SHERIFF	SR18	\$51,758.00	276.56	\$4,105.08	7.93%	107.75	\$2,392.05	4.62%	\$6,497.13	12.55%
PSD 503	43483	3	Y	N	P	A	DEPUTY SHERIFF	SR18	\$56,082.00	1308.03	\$35,113.86	62.61%	0.00	\$0.00	0.00%	\$35,113.86	62.61%
PSD 503	45559	3	Y	N	P	A	DEPUTY SHERIFF	SR18	\$46,040.00	771.25	\$17,026.07	36.98%	0.00	\$0.00	0.00%	\$17,026.07	36.98%
PSD 503	45564	3	Y	N	P	A	DEPUTY SHERIFF	SR18	\$39,208.28	270.00	\$5,755.54	14.68%	9.00	\$199.85	0.51%	\$5,955.39	15.19%
PSD 503	45566	3	Y	N	P	A	DEPUTY SHERIFF	SR18	\$47,870.00	676.25	\$15,503.17	32.39%	0.00	\$0.00	0.00%	\$15,503.17	32.39%
PSD 503	45567	3	Y	N	P	A	DEPUTY SHERIFF	SR18	\$46,040.00	241.50	\$5,328.64	11.57%	0.00	\$0.00	0.00%	\$5,328.64	11.57%
PSD 503	51736	3	Y	N	P	A	DEPUTY SHERIFF	SR18	\$40,932.00	388.79	\$7,126.43	17.41%	25.90	\$531.50	1.30%	\$7,657.93	18.71%
PSD 503	111165	3	Y	N	P	U	DEPUTY SHERIFF	SR18	\$51,758.00	588.13	\$13,817.11	26.70%	32.00	\$798.83	1.54%	\$14,615.94	28.24%
PSD 503	111166	3	Y	N	P	U	DEPUTY SHERIFF	SR18	\$45,863.76	216.00	\$0.00	0.00%	216.00	\$4,796.45	10.46%	\$4,796.45	10.46%
PSD 503	111167	3	Y	N	P	U	DEPUTY SHERIFF	SR18	\$40,932.00	233.25	\$816.54	1.99%	191.25	\$3,775.72	9.22%	\$4,592.26	11.22%
PSD 503	111169	3	Y	N	P	U	DEPUTY SHERIFF	SR18	\$51,758.00	702.00	\$16,848.74	32.55%	26.00	\$649.05	1.25%	\$17,497.79	33.81%
PSD 503	111170	3	Y	N	P	U	DEPUTY SHERIFF	SR18	\$53,925.50	508.75	\$12,733.73	23.61%	16.00	\$415.48	0.77%	\$13,149.21	24.38%
PSD 503	111172	3	Y	N	P	U	DEPUTY SHERIFF	SR18	\$3,849.00	98.75	\$2,627.39	68.26%	0.00	\$0.00	0.00%	\$2,627.39	68.26%
PSD 503	111173	3	Y	N	P	U	DEPUTY SHERIFF	SR18	\$58,322.50	663.38	\$17,276.45	29.62%	45.75	\$1,284.87	2.20%	\$18,561.32	31.83%
PSD 503	111174	3	Y	N	P	U	DEPUTY SHERIFF	SR18	\$56,082.00	782.00	\$21,023.03	37.49%	0.00	\$0.00	0.00%	\$21,023.03	37.49%
PSD 503	111175	3	Y	N	P	U	DEPUTY SHERIFF	SR18	\$40,932.00	1009.50	\$19,217.61	46.95%	30.75	\$607.08	1.48%	\$19,824.69	48.43%
PSD 503	111178	3	Y	N	P	U	DEPUTY SHERIFF	SR18	\$49,888.00	909.50	\$20,920.02	41.93%	34.75	\$834.80	1.67%	\$21,754.82	43.61%
PSD 503	111179	3	Y	N	P	U	DEPUTY SHERIFF	SR18	\$46,040.00	356.75	\$7,877.43	17.11%	0.00	\$0.00	0.00%	\$7,877.43	17.11%
PSD 503	111180	3	Y	N	P	U	DEPUTY SHERIFF	SR18	\$51,758.00	555.75	\$5,140.16	9.93%	331.50	\$8,275.39	15.99%	\$13,415.55	25.92%
PSD 503	111182	3	Y	N	P	U	DEPUTY SHERIFF	SR18	\$46,040.00	393.53	\$6,092.28	13.23%	117.00	\$2,598.08	5.64%	\$8,690.36	18.88%
PSD 503	111183	3	Y	N	P	U	DEPUTY SHERIFF	SR18	\$49,462.12	1273.13	\$26,149.36	52.87%	180.25	\$4,330.16	8.75%	\$30,479.52	61.62%
PSD 503	112631	3	Y	N	P	U	DEPUTY SHERIFF	SR18	\$63,067.00	362.75	\$10,974.92	17.40%	0.00	\$0.00	0.00%	\$10,974.92	17.40%
PSD 503	112632	3	Y	N	P	U	DEPUTY SHERIFF	SR18	\$47,870.00	241.00	\$3,728.10	7.79%	78.50	\$1,812.44	3.79%	\$5,540.54	11.57%
PSD 503	112634	3	Y	N	P	U	DEPUTY SHERIFF	SR18	\$47,870.00	248.25	\$4,965.19	10.37%	32.00	\$738.83	1.54%	\$5,704.02	11.92%
PSD 503	112635	3	Y	N	P	U	DEPUTY SHERIFF	SR18	\$40,932.00	672.75	\$12,794.95	31.26%	24.00	\$473.82	1.16%	\$13,268.77	32.42%
PSD 503	112636	3	Y	N	P	U	DEPUTY SHERIFF	SR18	\$49,888.00	914.75	\$19,878.99	39.85%	74.00	\$1,777.71	3.56%	\$21,656.70	43.41%
PSD 503	112637	3	Y	N	P	U	DEPUTY SHERIFF	SR18	\$50,976.00	404.50	\$10,793.04	21.17%	3.00	\$81.02	0.16%	\$10,874.06	21.33%
PSD 503	112639	3	Y	N	P	U	DEPUTY SHERIFF	SR18	\$44,246.00	1030.50	\$20,042.62	45.30%	82.00	\$1,749.91	3.95%	\$21,792.53	49.25%
PSD 503	112640	3	Y	N	P	U	DEPUTY SHERIFF	SR18	\$40,932.00	366.75	\$7,165.21	17.51%	0.50	\$9.87	0.02%	\$7,175.08	17.53%
PSD 503	112641	3	Y	N	P	U	DEPUTY SHERIFF	SR18	\$47,870.00	683.75	\$15,381.67	32.13%	12.00	\$277.06	0.58%	\$15,658.73	32.71%
PSD 503	112642	3	Y	N	P	U	DEPUTY SHERIFF	SR18	\$51,841.00	427.13	\$10,526.66	20.31%	1.25	\$31.20	0.06%	\$10,557.86	20.37%
PSD 503	112643	3	Y	N	P	A	DEPUTY SHERIFF	SR18	\$49,414.37	628.90	\$14,267.30	28.87%	76.00	\$1,973.52	3.99%	\$16,240.82	32.87%
PSD 503	112644	3	Y	N	P	U	DEPUTY SHERIFF	SR18	\$46,040.00	765.50	\$16,912.98	36.74%	0.00	\$0.00	0.00%	\$16,912.98	36.74%
PSD 503	112645	3	Y	N	P	U	DEPUTY SHERIFF	SR18	\$47,826.00	753.01	\$15,066.07	31.50%	78.88	\$1,821.22	3.81%	\$16,887.29	35.31%
PSD 503	112647	3	Y	N	P	U	DEPUTY SHERIFF	SR18	\$55,992.00	557.00	\$14,979.11	26.75%	0.00	\$0.00	0.00%	\$14,979.11	26.75%

Department of Public Safety
Overtime Position List

Table 18

(Only for Positions the Sum of Overtime Paid and Value of Compensatory Time for which was at Least 10% of Base Pay during FY15)

PSD 503	112649	3	Y	N	P	U	DEPUTY SHERIFF	SR18	\$46,040.00	254.50	\$5,450.70	11.84%	8.00	\$177.65	0.39%	\$5,628.35	12.22%
PSD 503	112689	3	Y	N	P	U	DEPUTY SHERIFF	SR18	\$40,932.00	633.25	\$10,587.88	25.87%	95.50	\$1,885.39	4.61%	\$12,473.27	30.47%
PSD 503	112690	3	Y	N	P	U	DEPUTY SHERIFF	SR18	\$47,870.00	441.00	\$10,097.26	21.09%	0.00	\$0.00	0.00%	\$10,097.26	21.09%
PSD 503	112691	3	Y	N	P	U	DEPUTY SHERIFF	SR18	\$47,870.00	605.75	\$13,908.05	29.05%	0.00	\$0.00	0.00%	\$13,908.05	29.05%
PSD 503	112694	3	Y	N	P	U	DEPUTY SHERIFF	SR18	\$58,322.50	1149.07	\$31,488.78	53.99%	18.00	\$505.52	0.87%	\$31,994.30	54.86%
PSD 503	112695	3	Y	N	P	U	DEPUTY SHERIFF	SR18	\$56,082.00	596.00	\$16,027.82	28.58%	0.00	\$0.00	0.00%	\$16,027.82	28.58%
PSD 503	112696	3	Y	N	P	U	DEPUTY SHERIFF	SR18	\$40,986.00	465.00	\$7,115.30	17.36%	102.50	\$2,023.59	4.94%	\$9,138.89	22.30%
PSD 503	112697	3	Y	N	P	U	DEPUTY SHERIFF	SR18	\$40,932.00	663.25	\$11,813.61	28.86%	60.75	\$1,199.35	2.93%	\$13,012.96	31.79%
PSD 503	112698	3	Y	N	P	U	DEPUTY SHERIFF	SR18	\$47,802.80	482.00	\$8,124.97	17.00%	2.50	\$70.21	0.15%	\$8,195.18	17.14%
PSD 503	112699	3	Y	N	P	U	DEPUTY SHERIFF	SR18	\$58,322.50	1103.81	\$26,793.47	45.94%	148.25	\$4,163.54	7.14%	\$30,957.01	53.08%
PSD 503	112700	3	Y	N	P	U	DEPUTY SHERIFF	SR18	\$53,839.00	783.25	\$20,242.06	37.60%	0.00	\$0.00	0.00%	\$20,242.06	37.60%
PSD 503	116475	3	Y	N	P	A	DEPUTY SHERIFF	SR18	\$46,040.00	227.06	\$5,030.10	10.93%	0.00	\$0.00	0.00%	\$5,030.10	10.93%
PSD 503	117577	3	Y	N	P	A	DEPUTY SHERIFF	SR18	\$40,932.00	415.75	\$7,039.78	17.20%	56.50	\$1,115.44	2.73%	\$8,155.22	19.92%
PSD 503	117578	3	Y	N	P	A	DEPUTY SHERIFF	SR18	\$47,870.00	502.50	\$11,498.61	24.02%	0.00	\$0.00	0.00%	\$11,498.61	24.02%
PSD 503	117579	3	Y	N	P	A	DEPUTY SHERIFF	SR18	\$44,246.00	1307.90	\$27,812.23	62.86%	0.00	\$0.00	0.00%	\$27,812.23	62.86%
PSD 503	117580	3	Y	N	P	A	DEPUTY SHERIFF	SR18	\$44,246.00	738.67	\$12,906.97	29.17%	132.00	\$2,816.93	6.37%	\$15,723.90	35.54%
PSD 503	117586	3	Y	N	P	A	DEPUTY SHERIFF	SR18	\$46,040.00	613.16	\$13,593.47	29.53%	0.00	\$0.00	0.00%	\$13,593.47	29.53%
PSD 503	118787	3	Y	N	P	A	DEPUTY SHERIFF	SR18	\$42,547.00	234.79	\$2,680.03	6.30%	83.03	\$1,703.87	4.00%	\$4,383.90	10.30%
PSD 503	118950	3	Y	N	P	A	DEPUTY SHERIFF	SR18	\$49,808.00	443.25	\$10,604.82	21.29%	0.00	\$0.00	0.00%	\$10,604.82	21.29%
PSD 503	118951	3	Y	N	P	A	DEPUTY SHERIFF	SR18	\$42,547.00	319.50	\$6,509.93	15.30%	0.00	\$0.00	0.00%	\$6,509.93	15.30%
PSD 503	118952	3	Y	N	P	A	DEPUTY SHERIFF	SR18	\$36,545.53	291.38	\$5,960.16	16.31%	0.00	\$0.00	0.00%	\$5,960.16	16.31%
PSD 503	118953	3	Y	N	P	A	DEPUTY SHERIFF	SR18	\$33,654.50	471.51	\$9,623.34	28.59%	0.00	\$0.00	0.00%	\$9,623.34	28.59%
PSD 503	118955	3	Y	N	P	A	DEPUTY SHERIFF	SR18	\$40,932.00	274.15	\$5,409.48	13.22%	0.00	\$0.00	0.00%	\$5,409.48	13.22%
PSD 503	118958	3	Y	N	P	A	DEPUTY SHERIFF	SR18	\$40,932.00	763.75	\$14,894.04	36.39%	0.00	\$0.00	0.00%	\$14,894.04	36.39%
PSD 503	118962	3	Y	N	P	A	DEPUTY SHERIFF	SR18	\$58,322.50	962.31	\$26,952.24	46.21%	0.00	\$0.00	0.00%	\$26,952.24	46.21%
PSD 503	118964	3	Y	N	P	A	DEPUTY SHERIFF	SR18	\$39,111.57	378.38	\$7,557.87	19.32%	0.00	\$0.00	0.00%	\$7,557.87	19.32%
PSD 503	118965	3	Y	N	P	A	DEPUTY SHERIFF	SR18	\$45,644.00	480.25	\$11,512.17	25.22%	0.00	\$0.00	0.00%	\$11,512.17	25.22%
PSD 503	118967	3	Y	N	P	A	DEPUTY SHERIFF	SR18	\$47,799.44	338.25	\$8,124.77	17.00%	0.00	\$0.00	0.00%	\$8,124.77	17.00%
PSD 503	118969	3	Y	N	P	A	DEPUTY SHERIFF	SR18	\$44,246.00	415.00	\$8,811.84	19.92%	0.00	\$0.00	0.00%	\$8,811.84	19.92%
PSD 503	120375	3	Y	N	P	A	DEPUTY SHERIFF	SR18	\$40,932.00	484.38	\$9,466.97	23.13%	0.00	\$0.00	0.00%	\$9,466.97	23.13%
PSD 503	120376	3	Y	N	P	A	DEPUTY SHERIFF	SR18	\$47,870.00	738.00	\$16,985.71	35.48%	0.00	\$0.00	0.00%	\$16,985.71	35.48%
PSD 503	120377	3	Y	N	P	A	DEPUTY SHERIFF	SR18	\$53,839.00	662.50	\$17,117.63	31.79%	0.00	\$0.00	0.00%	\$17,117.63	31.79%
PSD 503	120378	3	Y	N	P	A	DEPUTY SHERIFF	SR18	\$46,040.00	244.13	\$4,687.57	10.18%	32.00	\$710.58	1.54%	\$5,398.15	11.72%
PSD 503	120379	3	Y	N	P	A	DEPUTY SHERIFF	SR18	\$49,808.00	670.00	\$16,027.20	32.18%	0.00	\$0.00	0.00%	\$16,027.20	32.18%
PSD 503	120380	3	Y	N	P	A	DEPUTY SHERIFF	SR18	\$40,932.00	456.00	\$8,938.22	21.84%	0.00	\$0.00	0.00%	\$8,938.22	21.84%
PSD 503	120382	3	Y	N	P	A	DEPUTY SHERIFF	SR18	\$40,932.00	276.00	\$4,961.39	12.12%	24.00	\$473.82	1.16%	\$5,435.21	13.28%
PSD 503	120385	3	Y	N	P	A	DEPUTY SHERIFF	SR18	\$40,932.00	333.00	\$6,559.78	16.03%	0.00	\$0.00	0.00%	\$6,559.78	16.03%
PSD 503	120387	3	Y	N	P	A	DEPUTY SHERIFF	SR18	\$39,647.77	284.64	\$5,590.88	14.10%	0.00	\$0.00	0.00%	\$5,590.88	14.10%
PSD 503	120889	3	Y	N	P	A	DEPUTY SHERIFF	SR18	\$15,510.59	123.79	\$2,166.27	13.97%	0.00	\$0.00	0.00%	\$2,166.27	13.97%
PSD 503	121044	3	Y	N	P	A	DEPUTY SHERIFF	SR18	\$33,707.29	287.38	\$4,827.41	14.32%	12.00	\$210.39	0.62%	\$5,037.80	14.95%
PSD 503	121045	3	Y	N	P	A	DEPUTY SHERIFF	SR18	\$35,104.81	246.13	\$3,613.29	10.29%	48.25	\$881.03	2.51%	\$4,494.32	12.80%

Department of Public Safety
Overtime Position List

Table 18

(Only for Positions the Sum of Overtime Paid and Value of Compensatory Time for which was at Least 10% of Base Pay during FY15)

PSD 503	121046	3	Y	N	P	A	DEPUTY SHERIFF	SR18	\$33,959.29	426.00	\$2,685.38	7.91%	273.25	\$4,790.81	14.11%	\$7,476.19	22.02%
PSD 503	121335	3	Y	N	P	A	DEPUTY SHERIFF	SR18	\$17,608.82	177.02	\$3,096.89	17.59%	0.00	\$0.00	0.00%	\$3,096.89	17.59%
PSD 503	15131	4	Y	N	P	A	DEPUTY SHERIFF	SR20	\$58,322.50	275.25	\$7,724.21	13.24%	0.00	\$0.00	0.00%	\$7,724.21	13.24%
PSD 503	15133	4	Y	N	P	A	DEPUTY SHERIFF	SR20	\$56,082.00	1033.50	\$26,774.19	47.74%	42.00	\$1,134.24	2.02%	\$27,908.43	49.76%
PSD 503	15134	4	Y	N	P	A	DEPUTY SHERIFF	SR20	\$22,695.00	205.63	\$5,916.53	26.07%	0.00	\$0.00	0.00%	\$5,916.53	26.07%
PSD 503	18102	4	Y	N	P	A	DEPUTY SHERIFF	SR20	\$58,322.50	808.50	\$20,007.00	34.30%	96.00	\$2,696.12	4.62%	\$22,703.12	38.93%
PSD 503	25904	4	Y	N	P	A	DEPUTY SHERIFF	SR20	\$60,682.50	939.01	\$27,322.83	45.03%	0.00	\$0.00	0.00%	\$27,322.83	45.03%
PSD 503	28418	4	Y	N	P	A	DEPUTY SHERIFF	SR20	\$35,263.33	178.00	\$5,580.88	15.83%	0.00	\$0.00	0.00%	\$5,580.88	15.83%
PSD 503	45664	4	Y	N	P	A	DEPUTY SHERIFF	SR20	\$51,030.92	810.25	\$21,922.36	42.96%	60.00	\$1,753.27	3.44%	\$23,675.63	46.39%
PSD 503	43393	4	Y	N	P	A	DEPUTY SHERIFF	SR20	\$53,839.00	564.00	\$14,523.38	26.98%	0.00	\$0.00	0.00%	\$14,523.38	26.98%
PSD 503	43395	4	Y	N	P	A	DEPUTY SHERIFF	SR20	\$63,067.00	228.76	\$6,947.44	11.02%	0.00	\$0.00	0.00%	\$6,947.44	11.02%
PSD 503	43396	4	Y	N	P	A	DEPUTY SHERIFF	SR20	\$58,322.50	567.00	\$15,829.08	27.14%	0.00	\$0.00	0.00%	\$15,829.08	27.14%
PSD 503	43399	4	Y	N	P	A	DEPUTY SHERIFF	SR20	\$44,112.50	965.25	\$20,345.16	46.12%	0.00	\$0.00	0.00%	\$20,345.16	46.12%
PSD 503	111184	4	Y	N	P	U	DEPUTY SHERIFF	SR20	\$60,624.94	408.88	\$6,558.73	10.82%	183.50	\$5,362.08	8.84%	\$11,920.81	19.66%
PSD 503	111185	4	Y	N	P	U	DEPUTY SHERIFF	SR20	\$60,682.50	518.50	\$14,975.57	24.68%	3.00	\$87.66	0.14%	\$15,063.23	24.82%
PSD 503	111186	4	Y	N	P	U	DEPUTY SHERIFF	SR20	\$63,067.00	483.00	\$13,835.70	21.94%	23.50	\$713.68	1.13%	\$14,549.38	23.07%
PSD 503	111188	4	Y	N	P	U	DEPUTY SHERIFF	SR20	\$60,682.50	332.75	\$8,100.24	13.35%	54.75	\$1,599.86	2.64%	\$9,700.10	15.99%
PSD 503	112686	4	Y	N	P	U	DEPUTY SHERIFF	SR20	\$51,848.45	907.50	\$20,925.63	40.36%	59.75	\$1,491.57	2.88%	\$22,417.20	43.24%
PSD 503	118789	4	Y	N	P	A	DEPUTY SHERIFF	SR20	\$51,841.00	249.79	\$5,702.66	11.00%	19.89	\$496.52	0.96%	\$6,199.18	11.96%
PSD 503	120372	4	Y	N	P	A	DEPUTY SHERIFF	SR20	\$49,808.00	847.13	\$20,075.29	40.31%	1.13	\$31.11	0.06%	\$20,106.40	40.37%
PSD 503	28417	4	Y	N	P	A	DEPUTY SHERIFF	SR22	\$71,010.00	278.66	\$9,520.53	13.41%	0.00	\$0.00	0.00%	\$9,520.53	13.41%
PSD 503	43389	4	Y	N	P	A	DEPUTY SHERIFF	SR22	\$38,153.80	383.52	\$13,022.66	34.13%	0.00	\$0.00	0.00%	\$13,022.66	34.13%
PSD 503	43376	3	Y	N	P	A	OFFICE ASSISTANT	SR08	\$27,679.00	524.50	\$6,971.48	25.19%	0.00	\$0.00	0.00%	\$6,971.48	25.19%
PSD 503	45550	3	Y	N	P	A	OFFICE ASSISTANT	SR08	\$25,542.82	498.75	\$6,394.95	25.04%	0.00	\$0.00	0.00%	\$6,394.95	25.04%
PSD 503	43378	3	Y	N	P	A	OFFICE ASSISTANT	SR10	\$31,136.00	931.75	\$13,913.58	44.69%	0.00	\$0.00	0.00%	\$13,913.58	44.69%
PSD 900	40749	73	Y	Y	P	A	CIVIL RIGHTS	SR24	\$67,965.00	189.03	\$6,903.39	10.16%	0.00	\$0.00	0.00%	\$6,903.39	10.16%
PSD 900	25737	13	Y	N	P	A	INFORMATION	SR24	\$69,968.50	484.94	\$16,082.98	22.99%	0.00	\$0.00	0.00%	\$16,082.98	22.99%
PSD 900	44180	23	Y	N	P	A	INFORMATION	SR26	\$84,450.50	362.30	\$14,064.41	16.65%	0.00	\$0.00	0.00%	\$14,064.41	16.65%
PSD 900	47114	13	Y	N	P	A	INMATE GUARD	SR22	\$49,149.00	496.50	\$11,718.24	23.84%	0.00	\$0.00	0.00%	\$11,718.24	23.84%
PSD 900	38664	73	Y	Y	P	A	INVESTIGATOR	SR24	\$13,872.00	385.92	\$10,491.57	75.63%	0.00	\$0.00	0.00%	\$10,491.57	75.63%
PSD 900	5649	73	Y	Y	P	A	INVESTIGATOR	SR24	\$72,802.00	464.64	\$16,149.59	22.18%	0.00	\$0.00	0.00%	\$16,149.59	22.18%
PSD 900	36426	73	Y	Y	P	A	INVESTIGATOR	SR24	\$72,802.00	376.85	\$13,053.31	17.93%	0.00	\$0.00	0.00%	\$13,053.31	17.93%
PSD 900	37281	73	Y	Y	P	A	INVESTIGATOR	SR24	\$74,233.32	669.19	\$19,120.17	25.76%	43.00	\$1,570.33	2.12%	\$20,690.50	27.87%
PSD 900	37282	73	Y	Y	P	A	INVESTIGATOR	SR24	\$69,968.50	599.32	\$19,822.60	28.33%	0.00	\$0.00	0.00%	\$19,822.60	28.33%
PSD 900	37909	73	Y	Y	P	A	INVESTIGATOR	SR24	\$70,965.25	308.99	\$9,966.63	14.04%	0.00	\$0.00	0.00%	\$9,966.63	14.04%
PSD 900	43759	73	Y	Y	P	A	PERSONNEL	SR24	\$62,223.00	221.26	\$6,576.51	10.57%	0.00	\$0.00	0.00%	\$6,576.51	10.57%
PSD 900	7925	3	Y	N	P	A	PRE AUDIT	SR11	\$36,351.00	366.80	\$6,272.08	17.25%	7.75	\$135.88	0.37%	\$6,407.96	17.63%
PSD 900	27042	3	Y	N	P	A	PRE AUDIT	SR11	\$31,136.00	256.92	\$2,942.99	9.45%	60.00	\$901.04	2.89%	\$3,844.03	12.35%
PSD 900	3782	3	Y	N	P	A	PRE AUDIT	SR13	\$44,317.00	259.54	\$5,477.67	12.36%	1.50	\$32.01	0.07%	\$5,509.68	12.43%
PSD 900	47525	63	Y	Y	P	A	SECRETARY	SR14	\$49,888.00	347.67	\$8,337.63	16.71%	0.00	\$0.00	0.00%	\$8,337.63	16.71%

Department of Public Safety
Overtime Position List

Table 18

(Only for Positions the Sum of Overtime Paid and Value of Compensatory Time for which was at Least 10% of Base Pay during FY15)

			GRAND TOTAL				54,037,887	625,756	#####	26.19%	55,396	#####	2.66%	15,590,217	28.85%
			TOTALS BY MOF	A			51,821,371	599,737	#####	26.21%	53028	#####	2.66%	14,963,635	28.88%
				U			2,117,865	25,546	559,795	26.43%	2367	56,419	2.66%	616,214	29.10%
				W			98,651	474	10,367	10.51%	0	0	0.00%	10,367	10.51%

Department of Public Safety
Overpayments as of November 30, 2015

Table 19

Name of Employee	Date of Overpayment	Gross Amount Overpaid	Amount Recovered	Balance	Category				Reason for Overpayment	Referred to Attorney General
					Employed Occurred > 2 Years	Employed Occurred < 2 Years	Not Employed Occurred > 2 Years	Not Employed Occurred < 2 Years		
	12/1/2013	27,759.68	0.00	27,759.68			27,759.68		Workers Comp was reversed. Employee was retroactively terminated. Overpayment occurred due to payout of vacation & sick leave.	
	2/28/2014	143.20	0.00	143.20	143.20				Employee changed from Workers Comp to ADL. Overpayment was due to ADL being taxable (social security & medicare taxes).	
	11/30/2015	848.16	0.00	848.16	848.16				Workers Comp Change to ADL	
	7/31/2015	4,642.48	1,547.52	3,094.96	3,094.96				Paid wrong rate	
	5/1/2015	1,745.72	900.00	845.72			845.72		Paid wrong rate	
	12/31/2014	10,856.00	0.00	10,856.00			10,856.00		Continued receiving pay after resignation	
	8/1/2006	17,231.02	15,600.00	1,631.02		1,631.02			Salary Assignment	
	11/30/2015	48.37	0.00	48.37	48.37				LWOP	
	9/30/2015	5,482.21	1,871.26	3,610.95	3,610.95				Paid wrong rate	
		\$ 68,756.84	\$ 19,918.78	\$ 48,838.06	\$ 7,745.64	\$ 1,631.02	\$ 39,461.40	\$ -		

Department of Public Safety
Active Contracts as of December 1, 2015

Table 20

Prog ID	MOF	Amount	Frequency (M/A/O)	Max Value	Outstanding Balance	Term of Contract			Entity	Contract Description	Explanation of How Contract is Monitored	POS Y/N	Category E/L/P/C/G/S
						Date Executed	From	To					
PSD 420	A	150,000.00	A	150,000.00	\$ 93,350	05/28/14	06/02/14	06/30/16	Goodwill Industries of Hawaii, Inc.	Memorandum of Agreement with Department of Labor & Industrial Relations- Office of Community Services (DLIR-OCS) Employment Core Services for Reintegrating Individuals (14-72) 63103	Agency	Y	S
PSD 900	A/T	\$509,532.00 / \$50,000.00	A	1,424,825.00	\$ 646,574	05/15/14	05/15/14	06/30/16	University of Hawaii Social Science Research Institute in the College of Social Sciences (UHSSRI)	Memorandum of Agreement for Intergovernmental Collaboration promoting Department of Public Safety Initiatives (14-70) 63024	Agency	N	G
PSD 410	A	89,235.00	A	178,470.00	\$ 97,286	07/29/14	07/01/14	06/30/16	Diagnostic Laboratory Services, Inc.	Controlled Substance And Alcohol Testing Services, Statewide (14-67) 63337	Agency	N	G
PSD 420	A	353,298.25	A	353,298.25		12/01/14	07/01/14	03/31/16	P & E Foods Incorporated	Frozen Foods for Various Correctional Facilities on Oahu, Hawaii, Maui, and Kauai	Agency	N	G
PSD 420	A	298,918.80	A	298,918.80		12/04/14	07/01/14	03/31/16	Kerr Pacific Corporation, dba HFM Foodservice	Frozen Foods for Various Correctional Facilities on Oahu, Hawaii, Maui, and Kauai	Agency	N	G
PSD 420	A	752,484.55	A	752,484.55		12/15/14	07/01/14	03/31/16	Aala Meat Market, Incorporated	Frozen Foods for Various Correctional Facilities on Oahu, Hawaii, Maui, and Kauai	Agency	N	G
PSD 420	A	77,109.50	A	77,109.50		12/04/14	07/01/14	03/31/16	Quality Groceries, Incorporated	Frozen Foods for Various Correctional Facilities on Oahu, Hawaii, Maui, and Kauai	Agency	N	G
PSD 421	A	500,000.00	A	500,000.00	PO issued by agency	08/12/14	07/01/14	09/30/16	Clinical Laboratories of Hawaii, LLP	Laboratory Diagnostic Services for the Department of Public Safety, Health Care Division (14-65)	Agency	N	G
PSD 420	A	260,000.00	A	260,000.00	\$ 32,300	07/21/14	08/01/14	07/31/16	Newman Consulting Services, LLC	Employment Services for Inmates at the Waiawa Correctional Facility on the Island of Oahu (14-64) 63140	Agency	Y	S
PSD 420	A	189,350.00	A	189,350.00	\$ 172,864	05/08/15	04/24/15	04/23/17	Department of Labor and Industrial Relations -Kona Workforce Development Division (WDD)	Memorandum of Agreement with DLIR Workforce Development Division for Services to Offenders or Parolees on Hawaii (Kona) (14-63) 63829	Agency	N	G

Department of Public Safety
Active Contracts as of December 1, 2015

Table 20

Prog ID	MOF	Amount	Frequency (M/A/O)	Max Value	Outstanding Balance	Date Executed	From	To	Entity	Contract Description	Explanation of How Contract is Monitored	POS Y/N	Category E/L/P/C/G/S
PSD 420	A	213,712.00	A	213,712.00	\$ 92,790	04/24/14	04/24/14	04/23/16	Department of Labor and Industrial Relations -Maui Workforce Development Division (WDD)	Memorandum of Agreement with DLIR Workforce Development Division for Services to Offenders or Parolees on Maui (14-62) 62850	Agency	N	more links G
PSD 420	A	177,772.00	A	177,772.00	\$ 52,797	04/24/14	04/24/14	04/23/16	Department of Labor and Industrial Relations -Hilo Workforce Development Division (WDD)	Memorandum of Agreement with DLIR Workforce Development Division for Services to Offenders or Parolees on Hawaii (Hilo) (14-61) 62848	Agency	N	more links G
PSD 420	A	181,648.00	A	181,648.00	\$ 81,896	04/21/14	04/21/14	04/20/16	Department of Labor and Industrial Relations - Kauai Workforce Development Division (WDD)	Memorandum of Agreement with DLIR Workforce Development Division for Services to Offenders or Parolees on Kauai (14-60) 62844	Agency	N	more links G
PSD 421	A	72,000.00	A	72,000.00		07/24/14	07/01/14	03/31/16	Dental Health Management Solutions, Inc.	Mobile Dentistry Services for the Kulani Correctional Facility (14-59)	Agency	N	S
PSD 404	A	90,227.00	A	180,454.00	\$ 53,023	07/14/14	07/01/14	06/30/16	Pural Water Specialty Co., Inc.	Operation and Maintenance Services of Surface Water Treatment Plant Waiawa Correctional Facility (14-57) 63216	Agency	N	G
PSD 409	A	29,702.40	M	58,860.48	\$ 29,938	07/02/14	07/01/14	06/30/16	West Oahu Aggregate Co., Inc.	Refuse Collection and Disposal Service for the Women's Community Correctional Center (14-55) 63124	Agency	N	G
PSD 420	A	226,650.00	A	453,300.00	\$ 156,656	09/09/14	07/01/14	06/30/16	Hoku Care, LLC	Sex Offender Treatment Services Statewide (14-54A)	Agency	Y	S
PSD 420	A	226,650.00	A	453,300.00	\$ 127,728	09/09/14	07/01/14	06/30/16	Community Assistance Center	Sex Offender Treatment Services Statewide (14-54B)	Agency	Y	S
PSD 808	A	66,267.00	A	132,534.00	\$ 5,417	09/17/14	09/01/14	08/31/16	Jennifer L. Bechler	Prison Contract Compliance Monitoring Services for Saguaro Correctional Center (14-51)	Agency	N	G
PSD 420	A	2,453,011.00	A	2,453,011.00		04/07/14	04/15/14	04/14/19	The Gas Co., LLC, dba Hawaii Gas	Liquefied Petroleum Gas (LPG) for Various Correctional Facilities, Statewide	Agency	N	G
PSD 420	A	253,048.70	A	253,048.70		04/25/14	04/15/14	04/14/19	AmeriGas Propane, L.P., dba AmeriGas Kauai	Liquefied Petroleum Gas (LPG) for Various Correctional Facilities, Statewide	Agency	N	G

Department of Public Safety
Active Contracts as of December 1, 2015

Table 20

Prog ID	MOF	Amount	Frequency (M/A/O)	Max Value	Outstanding Balance	Date Executed	From	To	Entity	Contract Description	Explanation of How Contract is	POS	Category
											Monitored	Y/N	E/L/P/C/G/S
PSD 420	A	200,000.00	A	200,000.00	\$ 94,214	08/19/14	08/01/14	07/31/16	Hope Services Hawaii, Inc.	Mentoring Coordination Services for Adult Male and Female Sentenced Felon Inmates on the Island of Hawaii (14-40) 63283	Agency	Y	S
PSD 420	A	250,000.00	A	250,000.00	\$ 250,000	08/22/14	08/01/14	07/31/16	The Salvation Army, dba The Salvation Army Addiction Treatment Services	Relapse Intervention Program for Sentenced Adult Male and Female Felon Inmates in Work Furlough Programs on the Islands of Hawaii, Oahu, and Maui (14-38) 43390	Agency	Y	S
PSD 420	A	500,000.00	A	250,000.00	\$ 222,381	07/07/14	07/01/14	06/30/16	The Salvation Army, dba The Salvation Army Addiction Treatment Services	Cognitive Behavioral Intervention Program for Sentenced Adult Male and Female Felon Inmates in Work Furlough Programs on the Islands of Hawaii, Oahu, and Maui (14-37) 14010241	Agency	Y	S
PSD 900	A	56,177.99	A	56,177.99	\$ 41,789	05/16/14	05/01/14	04/30/16	Ergometrics and Applied Personnel Research, Inc., dba Ergometrics, Inc.	Web-Based Pre-employment Assessments for Deputy Sheriff Applicants (14-36) 62949	Agency	N	G
PSD 420	A	400,000.00	A	400,000.00	\$ 239,775	09/09/14	08/01/14	07/31/16	Makana O Ke Akua, Inc.	Re-Entry Housing and Referral Services for Male and Female Sentenced Felons on Oahu (14-34) 63369	Agency	Y	S
PSD 408	A	39,486.72	A	78,973.44	\$ 13,368	02/28/14	03/01/14	02/28/16	Aqua Engineers, Inc.	Operation, Maintenance and Repair Services of the Sewer Pump Station and Force Main at the Kauai Community Correctional Center (14-32) 62752	Agency	N	G
PSD 420	A	248,400.00	A	496,800.00	\$ 133,782	06/05/14	06/01/14	05/31/16	The Salvation Army, dba The Salvation Army Addiction Treatment Services	Intensive Outpatient Substance Abuse Treatment Program for Moderate Risk Male Offenders on the Islands of Oahu and Hawaii (14-29)	Agency	Y	S
PSD 502	A	37,800.00	A	75,600.00	\$ -	01/03/14	01/01/14	12/31/16	K & S Helicopters, Inc., dba Paradise Helicopters	Helicopter Transportation Services for Hawaii District, Narcotics Enforcement Division (14-28A)	Agency	N	G
PSD 502	A	39,600.00	A	79,200.00	\$ -	01/21/14	01/01/14	12/31/16	Manulwa Airways, Incorporated, dba Volcano Helicopters	Helicopter Transportation Services for Hawaii District, Narcotics Enforcement Division (14-28B)	Agency	N	G
PSD 502	A	39,600.00	A	79,200.00	\$ -	07/21/14	01/08/14	12/31/16	Windward Aviation, Inc.	Helicopter Transportation Services for Hawaii District, Narcotics Enforcement Division (14-28C)	Agency	N	G

Department of Public Safety
Active Contracts as of December 1, 2015

Table 20

Prog ID	MOF	Amount	Frequency (M/A/O)	Max Value	Outstanding Balance	Date Executed	From	To	Entity	Contract Description	Explanation of How Contract is Monitored	POS Y/N	Category E/L/P/C/G/S
PSD 612	A	100,000.00	A	220,000.00	\$ 6,225	02/05/14	02/01/14	01/31/16	Kline-Welsh Behavioral Health Foundation, dba The Sand Island Treatment Center	Multiple Substance Abuse Treatment Services for Female and Male Violent Offender Parolees on the Island of Oahu (14-26) 62775	Agency	Y	S
PSD 612	A	40,000.00	A	40,000.00	\$ 1,156	01/13/14	01/01/14	12/31/16	Big Island Substance Abuse Council	Therapeutic Living Program for Male and Female Parolees on the Islands of Hawaii and Kauai (14-25) 62756	Agency	Y	S
PSD 612	A	66,750.00	A	66,750.00	\$ -	01/13/14	01/01/14	12/31/16	Big Island Substance Abuse Council	Multiple Substance Abuse Treatment Services for Male and Female Parolees on Hawaii (14-24A) 62753	Agency	Y	S
PSD 612	A	90,000.00	A	113,500.00	\$ 7,235	01/13/14	01/01/14	12/31/16	Lokahi Treatment Centers	Multiple Substance Abuse Treatment Services for Male and Female Parolees on Hawaii (14-24B) 62584	Agency	Y	S
PSD 405	A	27,113.76	A	54,227.52	\$ 27,114	10/30/14	11/01/14	10/31/16	Pacific Waste, Inc.	Refuse Collection and Disposal Service for the Hawaii Community Correctional Center (14-21)	Agency	N	S
PSD 808	A	559,026.00	A	629,142.00	\$ 70,116	12/23/14	11/15/14	11/14/16	Trans Executive Airlines of Hawaii, Inc., dba Interisland Airways	Chartered Inter-Island Air Transport of Passengers, Statewide (14-20)	Agency	N	G
PSD 420	A	1,590,565.04	A	1,590,565.04		10/02/14	05/01/14	03/31/16	Kerr Pacific Corporation, dba HFM Foodservice	Grocery Items for Correctional Institutions Statewide	Agency	N	G
PSD 420	A	421,994.22	A	421,994.22		10/02/14	05/01/14	03/31/16	Y. Hata & Co., Ltd.	Grocery Items for Correctional Institutions Statewide	Agency	N	G
PSD 420	A	205,018.05	A	205,018.05		10/02/14	05/01/14	03/31/16	Palama Holdings, LLC	Grocery Items for Correctional Institutions Statewide	Agency	N	G
PSD 900	A	771,498.12	A	2,314,494.36	\$ 672,760	12/01/13	12/01/14	11/30/18	Castle & Cooke Commercial, Inc., a Hawaii Corporation	SOH Private Office Lease, Department of Public Safety, Training and Staff Development Office - Lease no. 72-27-0598 (14-16) 62444	Agency	N	L
PSD 420	A	40,142.02	A	40,142.02		10/22/14	10/18/14	10/17/16	Love's Bakery, Inc., dba Love's Bakery	Bread and Other Bakery Products to Correctional Facility on the Island of Maui	Agency	N	G
PSD 410	A	311,232.00	A	311,232.00		04/11/14	04/15/14	04/14/16	The Salvation Army, dba The Salvation Army - Addiction Treatment Services	Residential, Intensive Outpatient, and Outpatient Substance Abuse Treatment Services for Adult Male and Female Defendants on Oahu	Agency	Y	S

Department of Public Safety
Active Contracts as of December 1, 2015

Table 20

Prog ID	MOF	Amount	Frequency (M/A/O)	Max Value	Outstanding Balance	Date Executed	From	To	Entity	Contract Description	Explanation of How Contract is Monitored	POS Y/N	Category E/L/P/C/G/S
PSD 420	A	83,005.00	A	83,005.00	\$ 30,630	04/11/14	05/09/14	05/08/16	Accreditation, Audit & Risk Management Security, dba AARMS	Services for the Technical Assistance, Design/Development, and Implementation of a Web-based Audit and Inspection System for State Correctional Facilities (14-10) 62828	Agency	N	G
PSD 420	A	705,818.99	A	705,818.99		10/02/14	11/01/14	10/31/16	Hawaii Foodservice Alliance, LLC	Bread and Other Bakery Products to Correctional Facilities on Oahu	Agency	N	G
PSD 420	A	858,709.01	A	858,709.01		10/01/13	10/01/13	09/30/16	Southern Foods Group, LLC, dba Meadow Gold Dairies	Milk and Other Dairy Products to Various Correctional Facilities on the Island of Oahu	Agency	N	G
PSD 420	A	916,983.00	A	916,983.00		09/19/14	09/16/14	09/15/16	Ham Produce and Seafood, Inc.	Fresh Produce for Various Correctional Facilities Statewide	Agency	N	G
PSD 420	A	399,796.80	A	399,796.80		10/21/14	09/16/14	09/15/16	Hilo Products, Inc.	Fresh Produce for Various Correctional Facilities Statewide	Agency	N	G
PSD 420	A	114,880.80	A	114,880.80		09/12/14	09/16/14	09/15/16	Valley Isle Produce, Inc., dba VIP Foodservice	Fresh Produce for Various Correctional Facilities Statewide	Agency	N	G
PSD 420	A	65,222.60	A	65,222.60		09/04/14	09/16/14	09/15/16	Hawaii Foodservice Alliance, LLC	Bread and Other Bakery Products to Correctional Facilities on the Islands of Hawaii and Kauai	Agency	N	G
PSD 420	A	322,000.00	A	966,000.00	\$ 104,151.37	12/18/14	12/01/14	01/31/16	The Alcoholic Rehabilitation Services of Hawaii, Inc., dba Hina Mauka	Residential Treatment Services for Female Offenders (13-03) 61679	Agency	Y	S
PSD 612	A	40,000.00	A	120,000.00	\$ 46,696	12/18/14	12/14/14	12/13/16	T J Mahoney & Associates, Inc./YWCA	Supportive Living For High Needs Female Parolees (13-07) 61748	Agency	Y	S
PSD 404	A	101,592.00	A	406,368.00	\$ 139,063	11/28/14	12/01/14	11/30/16	Aqua Engineers, Inc.	Operation and Maintenance Services of Wastewater Treatment Plant Waiawa Correctional Facility (13-14) 61771	Agency	N	G
PSD 900	A	400,000.00	A	400,000.00	\$ 272,143	06/15/13	06/15/13	06/14/16	Hope Services Hawaii, Inc.	Reentry Housing and Referral Services for Adult Male and Female Inmates in Kona, Hawaii (2 Yrs encumbered 1 time) (13-17) 61990	Agency	Y	S
PSD 612	A	300,250.00	A	1,055,750.00	\$ 234,010	02/20/14	04/01/14	03/31/16	The Salvation Army, dba The Salvation Army Addiction Treatment Services	Multiple Substance Abuse Treatment Services for Male and Female Parolees on Oahu (13-18)	Agency	Y	S

Department of Public Safety
Active Contracts as of December 1, 2015

Table 20

Prog ID	MOF	Amount	Frequency (M/A/O)	Max Value	Outstanding Balance	Date Executed	From	To	Entity	Contract Description	Explanation of How Contract is Monitored	POS Y/N	Category E/L/P/C/G/S
PSD 421	A	2,400,000.00	A	2,400,000.00		11/01/13	11/01/13	10/31/16	RCM Technologies (USA) Inc., dba RCM Health Care Services	Temporary Nursing Services at Correctional Facilities Statewide	Agency	Y	S
PSD 421	A	2,400,000.00	A	2,400,000.00		11/01/13	11/01/13	10/31/16	ALTRES Staffing Inc., dba ALTRES Medical	Temporary Nursing Services at Correctional Facilities Statewide	Agency	Y	S
PSD 421	A	2,400,000.00	A	2,400,000.00		11/01/13	11/01/13	10/31/16	Hawaii Nursing, Inc., Db a HiNursing	Temporary Nursing Services at Correctional Facilities Statewide	Agency	Y	S
PSD 420	A	302,790.00	A	302,790.00	\$ 153,720	07/11/14	07/01/14	06/30/16	The Salvation Army, dba. The Salvation Army-Addiction Treatment Services	Substance Abuse Treatment Continuum (13-24)	Agency	Y	S
PSD 613	A	157,000.00	A	157,000.00	\$ 52,188	08/13/14	08/12/14	08/11/16	Computer Consultants International, Inc., dba CCI	Database Development and Maintenance Support for a Crime Victim Compensation & Restitution Management System	Agency	N	S
PSD 613	B	147,500.00	A	147,500.00	\$ -	08/13/14	08/12/14	08/11/16	Computer Consultants International, Inc., dba CCI	Database Development and Maintenance Support for a Crime Victim Compensation & Restitution Management System	Agency	N	S
PSD 420	A	36,000.00	A	36,000.00	\$ 20,925	02/28/14	03/01/14	02/28/16	Institute for Psychological Growth, Inc., dba IPG, Inc.	Psychological Services for Co-Occurring Female Offenders in the Bridge Program	Agency	Y	S
PSD 420	A	120,000.00	A	312,000.00	\$ 114,175	02/28/14	04/01/14	03/31/16	Institute for Psychological Growth, Inc., dba IPG, Inc.	Family Therapy and Counseling Services for Bridge Program on Oahu (13-27) 61986	Agency	Y	S
PSD 612	A	100,000.00	A	200,000.00	\$ 65,920	07/11/14	07/22/14	07/21/16	The Salvation Army, dba. The Salvation Army-Addiction Treatment Services	Multiple Substance Abuse Treatment Services for Female and Male Medium Risk to High Risk Parolees on the Island of Oahu	Agency	Y	S
PSD 420	A	150,000.00	A	180,000.00	\$ 29,248	06/15/13	06/15/13	06/14/16	Lokahi Treatment Centers	Intensive Outpatient (IOP) and Outpatient (OP) Substance Abuse Treatment Programs for Adult Male and Female Offenders in the Custody of Department of Public Safety or the Hawaii Paroling Authority in Kona, Hawaii (13-31)	Agency	Y	S
PSD 900	A	49,896.00	A	49,896.00		07/01/13	07/01/13	06/30/16	Ergometrics	Web-Based Pre-employment Assessments for Adult Correctional Officer Applicants (Year 1 of contract \$28,796.00, Year 2 of contract \$21,100.00)	Agency	N	S

Department of Public Safety
Active Contracts as of December 1, 2015

Table 20

Prog ID	MOF	Amount	Frequency (M/A/O)	Max Value	Outstanding Balance	Date Executed	From	To	Entity	Contract Description	Explanation of How Contract is Monitored	POS Y/N	Category E/L/P/C/G/S
PSD 900	A	98,298.00	A	98,298.00	\$ 11,580	06/09/14	07/01/14	06/30/16	Association of State Correctional Administrators, Inc.	Technical Assistance Related to Administrative and Disciplinary Segregation of Incarcerated Persons (13-40) 62227	Agency	Y	S
PSD 421	A	320,000.00	A	1,321,000.00	\$ 164,601	03/05/14	04/01/14	03/31/16	Dental Health Management Solutions, Inc., dba Dental Health Management Solutions, Inc.	Mobile Dentistry Services for the Halawa Correctional Facility (12-04) 61153	Agency	Y	S
PSD 421	A	140,000.00	A	364,000.00	\$ 66,313	03/05/14	04/01/14	03/31/16	Dental Health Management Solutions, Inc., dba Dental Health Management Solutions, Inc.	Mobile Dentistry Services for the Hawaii Community Correctional Center (12-05) 61154	Agency	Y	S
PSD 421	A	72,000.00	A	353,000.00	\$ 55,313	03/05/14	04/01/14	03/31/16	Dental Health Management Solutions, Inc., dba Dental Health Management Solutions, Inc.	Mobile Dentistry Services for the Kauai Community Correctional Center (12-06) 61155	Agency	Y	S
PSD 421	A	168,000.00	A	367,000.00	\$ 58,090	03/05/14	04/01/14	03/31/16	Dental Health Management Solutions, Inc., dba Dental Health Management Solutions, Inc.	Mobile Dentistry Services for the Maui Community Correctional Center (12-07) 61156	Agency	Y	S
PSD 420	A	100,000.00	A	200,000.00	\$ 53,138	02/20/14	02/26/14	02/25/16	PAC/RIM Medical Technology and Supplies Corporation	ENZYME IMMUNOASSAY URINALYSIS DRUG TESTING SYSTEM for Facilities on the Islands of Oahu, Hawaii, Maui and Kauai Corrections Program Services (12-09)	Agency	N	G
PSD 420	A	151,000.00	A	639,916.63	\$ 84,000	01/17/14	02/01/14	01/31/17	Appriss, Inc.	Statewide Automated Victim Information Notification (SAVIN) System (12-11)	Agency	N	S
PSD 421	A	600,000.00	A	600,000.00		10/31/13	01/01/12	12/31/16	Jackson & Coker Locumtenens, LLC, dba Jackson & Coker	Temporary Locum Tenens Psychiatrists and Physicians (12-14A)	Agency	Y	S
PSD 421	A	600,000.00	A	600,000.00		09/04/12	01/01/12	12/31/16	Global Medical Staffing, Inc.	Temporary Locum Tenens Psychiatrists and Physicians (12-14B)	Agency	Y	S
PSD 407/402	A	153,443.40	A	613,773.60	\$ 35,459	03/01/13	03/01/14	02/28/16	Honolulu Disposal Service, Inc., dba Honolulu Disposal Service, Inc.	Refuse Collection Service Oahu Community Correctional Center and Halawa Correctional Facility (12-15) 61104	Agency	N	S

Department of Public Safety
Active Contracts as of December 1, 2015

Table 20

Prog ID	MOF	Amount	Frequency (M/A/O)	Max Value	Outstanding Balance	Date Executed	From	To	Entity	Contract Description	Explanation of How Contract is	POS	Category
											Monitored	Y/N	E/L/P/C/G/S
PSD 405	A	51,540.00	A	206,160.00	\$ 20,875	05/20/14	05/01/14	04/30/16	Aqua Engineers, Inc., dba Aqua Engineers, Inc.	Operation and Maintenance Services of Wastewater Treatment Plant and Lift Station - Hale Nani Work Release Center (12-18) 61071	Agency	N	S
PSD 420	A	120,000.00	A	456,000.00	\$ 42,908	05/14/14	06/01/14	05/31/16	WorkNet, Inc.	Job Development, Placement and Follow Up Services for Male Offenders on Oahu (12-31) 61088	Agency	Y	S
PSD 402	A	628,272.00	A	628,272.00	\$ -	07/09/14	10/16/14	10/15/15	North Pacific Solutions, LLC	Guaranteed Maintenance, Inspection, Servicing of Electronic Systems at Halawa Medium Security and Special Needs Facilities (11-25) 60623	Agency	N	S
PSD 402	A	279,434.36	A	279,434.36	\$ 279,434	07/09/14	10/16/15	12/31/17	North Pacific Solutions, LLC	Guaranteed Maintenance, Inspection, Servicing of Electronic Systems at Halawa Medium Security and Special Needs Facilities (15-30)	Agency	N	S
PSD 420	A	\$ 1,000,090	A	\$ 1,000,090.00	\$ 593,410.00	7/1/2015	7/1/2015	6/30/2017	YWCA	Correctional Work Furlough and Halfway House Program for Women Inmates on Oahu (15-19) 64085	Agency	Y	S

Act/ Year	ProgID	Seq No.	Description	Comments	MOF	FY16 Appropriation			Amount used as of November 30			Comments
						Temp Pos.	Perm. Pos.	Amount	Temp Pos.	Perm. Pos.	Amount	
Act 119/15	PSD 402	210-001		LEGISLATURE CONCURS. DETAIL OF GOVERNOR'S REQUEST: PERSONAL SERVICES FOR ADULT CORRECTIONS OFFICER III, BU10, CO06 (264,780) GOVERNOR'S MESSAGE (2/10/15): ADD FUNDS FOR FULL YEAR'S SALARIES FOR POSITIONS (PSD402/ED). PERSONAL SERVICES FOR SOCIAL SERVICES ASSISTANT IV, BU03, SR11 (35,112) WORKING CONDITION DIFFERENTIAL (1,040)	A			300,932			274,454	Funds allotted to the appropriate positions. Positions are established. Only 1 ACO III position has been reported as vacant, however, HCF is attempting to fill this position. Reduce amount used by 1 ACO III position. (\$26,478)
Act 119/15	PSD 407	210-001		LEGISLATURE CONCURS. DETAIL OF GOVERNOR'S REQUEST: PERSONAL SERVICES FOR (6) ADULT CORRECTIONS OFFICER III, CO06 (25,338 EACH) GM 2/10/15 Food Supply Replacement and Religious Food Request	A			152,028			152,028	Funds allotted to the appropriate positions. Positions are established and filled.
Act 119/15	PSD 420	210-001		LEGISLATURE CONCURS. DETAIL OF GOVERNOR'S REQUEST: FROZEN (MEAT, PORK, NON-MEAT AND FISH) (FY16: 373,454; FY17: 427,231) GROCERIES (RICE, CEREAL, POTATOES, ETC.) (FY16: 1,505,884; FY17: 1,614,308) KOSHER FOOD (FY16: 90,000; FY17: 92,160)	A			1,969,338			1,969,338	Funds allotted to the Food Service Branch. Funds are expended as requested.
Act 119/15	PSD 421	210-001		LEGISLATURE CONCURS. DETAIL OF GOVERNOR'S REQUEST: PERSONAL SERVICES FOR (1) PSYCHOLOGIST VIII (40,000) PERSONAL SERVICES FOR (3.5) PSYCHOLOGIST VII (122,500) PERSONAL SERVICES FOR (1.5) PSYCHOLOGIST VI (45,000) PERSONAL SERVICES FOR (1) OCCUPATIONAL THERAPIST V SR24H (32,460) PERSONAL SERVICES FOR (1) OCCUPATIONAL THERAPIST III SR20H (26,682) PERSONAL SERVICES FOR (1) SOCIAL WORKER/HUMAN SERVICES PROFESSIONAL VI SR26H (35,094) PERSONAL SERVICES FOR (1) SOCIAL WORKER/HUMAN SERVICES PROFESSIONAL V SR24H (32,460) PERSONAL SERVICES FOR (1) SOCIAL WORKER/HUMAN SERVICES PROFESSIONAL V (UPGRADE) (3,000) PERSONAL SERVICES FOR (3) SOCIAL WORKER/HUMAN SERVICES PROFESSIONAL IV SR22H (86,580) PERSONAL SERVICES FOR (2) SECRETARY I SR12E (36,468) GOVERNOR'S MESSAGE (2/10/15): ADD FUNDS FOR FULL YEAR'S SALARIES FOR POSITIONS (PSD421/HC). PERSONAL SERVICES FOR (1) OFFICE ASSISTANT III SR8E (31,326) PERSONAL SERVICES FOR (2) STATISTICS CLERK I SR10E (33,720) WORKING CONDITION DIFFERENTIAL (22,880)	A			548,080			-	Funds allotted to the appropriate positions. Health Care Unit is attempting to establish these position.
Act 119/15	PSD 422	4000-001	Leg Adjustment: Grant Pursuant to Chapter 42F		A			150,000				Hawaii Correctional Industries in the process of encumbering contract funds. Contract amount \$135,000. Contract with Worknet to be completed January 2016. Contract reduce due to a 10% Governor's Restrictions (\$15,000)
Act 119/15	PSD 503	100-001		LEGISLATURE DOES NOT CONCUR. REDUCE 18,000 FOR BODY ARMOR. DETAIL OF ADJUSTED GOVERNOR'S REQUEST: (30) BODY ARMOR (900 EACH)	A			27,000			27,000	Sheriff Division purchased replacement Body Armor for Deputy Sheriff.
Act 119/15	PSD 503	210-001	GM 2/10/15 Full Years Salaries for Positions in the First Circuit.	LEGISLATURE CONCURS. DETAIL OF GOVERNOR'S REQUEST: PERSONAL SERVICES FOR (2) DEPUTY SHERIFF II SR18 (24,654 EACH) OVERTIME AND HOLIDAY PAY (4,931) MEALS (260) NIGHT DIFFERENTIAL (572) WEAPON ALLOWANCE (420) UNIFORM ALLOWANCE (240) OTHER OPERATING SUPPLIES (2,486) \$1,072 NON-RECURRING	A			58,217			58,217	Funds allotted to the appropriate positions. Positions are established.

Capital Improvements Program (CIP) Requests

<u>Prog ID</u>	<u>Prog ID</u>	<u>Dept- Wide</u>	<u>Senate</u>	<u>Rep.</u>	<u>Project Title</u>	<u>MOF</u>	<u>FY17 \$\$\$</u>
<u>Priority</u>	<u>Priority</u>	<u>District</u>	<u>District</u>				
PSD404	1	1	18	37	Lump Sum CIP, Waiawa Correctional Facility, Oahu	C	\$ 4,500,000
PSD405	1	1	1	2	Lump Sum CIP, Hawaii Community Correctional Center, Hawaii	C	\$ 9,500,000
PSD406	1	1	5	9	Lump Sum CIP, Maui Community Correctional Center, Maui	C	\$ 3,500,000
PSD407	1	1	15	30	Lump Sum CIP, Oahu Community Correctional Center, Oahu	C	\$ 6,500,000
PSD408	1	1	8	15	Lump Sum CIP, Kauai Community Correctional Center, Kauai	C	\$ 7,000,000
PSD409	1	1	24	51	Lump Sum CIP, Women's Community Correctional Center, Oahu	C	\$ 8,500,000
PSD900	1	1	5	9	Maui Community Correctional Center - Housing and Associated Support Offices/Spaces, Hawaii	C	\$ 15,000,000
PSD900	1	1	1	2	Hawaii Community Correctional Center - Housing and Associated Support Offices/Spaces, Hawaii	C	\$ 15,000,000
PSD900	1	1	8	15	Kauai Community Correctional Center - Housing and Associated Support Offices/Spaces, Kauai	C	\$ 15,000,000

Department of Public Safety
CIP Lapses

Table 23

<u>Prog ID</u>	<u>Act/Year of Appropriation</u>	<u>Project Title</u>	<u>MOF</u>	<u>Lapse Amount</u> \$\$\$\$	<u>Reason</u>
		NONE			

Department of Public Safety
Division Resources

Table 24

<u>Division</u>	<u>Associated Program IDs</u>			
ADMINISTRATION		PSD 900/EA	General Administration	
	Attached Agencies:	PSD 611/BA	Hawaii Paroling Authority- Determination	
		PSD 612/BB	Hawaii Paroling Authority- Supervision and Counseling	
CORRECTIONS	Institutions Division:	PSD 402/ED	Halawa Correctional Facility	
		PSD 403/EE	Kulani Correctional Facility	
		PSD 404/EF	Waiawa Correctional Facility	
		PSD 405/EG	Hawaii Community Correctional Center	
		PSD 406/EH	Maui Community Correctional Center	
		PSD 407/EC	Oahu Community Correctional Center	
		PSD 408/EI	Kauai Community Correctional Center	
		PSD 409/EK	Women's Community Correctional Center	
		PSD 808/EM	Non-State Facilities	
	Intake Service Center Division:	PSD 410/EL	Intake Service Centers	
	Corrections Program Services Div:	PSD 420/CP	Corrections Program Services	
	Health Care Division:	PSD 421/HC	Health Care	
	Correctional Industries Division:	PSD 422/CI	Hawaii Correctional Industries	
LAW ENFORCEMENT		PSD 502/CB	Narcotics Enforcement Division	
		PSD 503/CC	Sheriffs	

Department of Public Safety
Program ID Sub-Organization

Table 25

<u>Program ID</u>	<u>Sub-Org Code</u>	<u>Name</u>	<u>Objective</u>
		None	

Department of Public Safety
Organization Changes

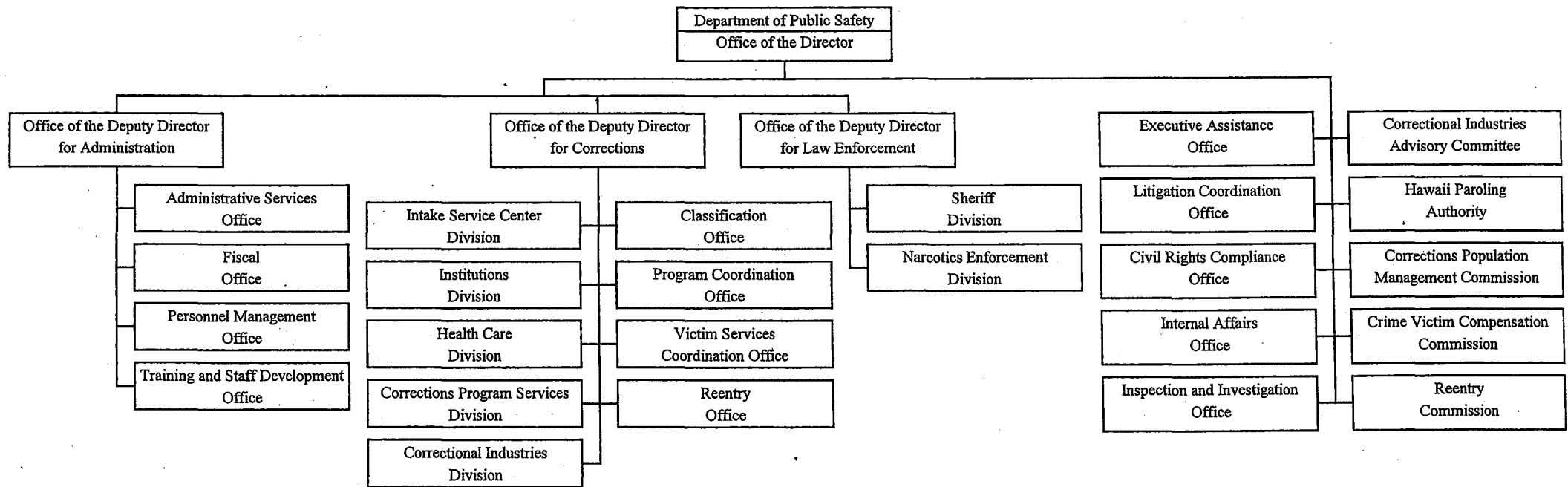
Table 26

<u>Year of Change</u> <u>FY16/FY17</u>	<u>Page</u> <u>Number</u>	<u>Description of Change</u>
FY16	6	Account Clerk III, Position No. 42303, reallocated to Account Clerk IV.
FY16	60	Office Assistant IV, Position No. 112249, redescribed to Secretary II and reassigned to CPS Substance Abuse Services Branch.
FY16	71	Registered Nurse IV, Position No. 48594, transfer to Hawaii Clinical Services.
FY16	73	Registered Nurse III, Position No. 46941, transfer to Kauai Clinical Services.
FY16	91	Office Assistant IV, Position No. 43382, transfer to Kauai Community Correctional Center.

STATE OF HAWAII
DEPARTMENT OF PUBLIC SAFETY

ORGANIZATION CHART

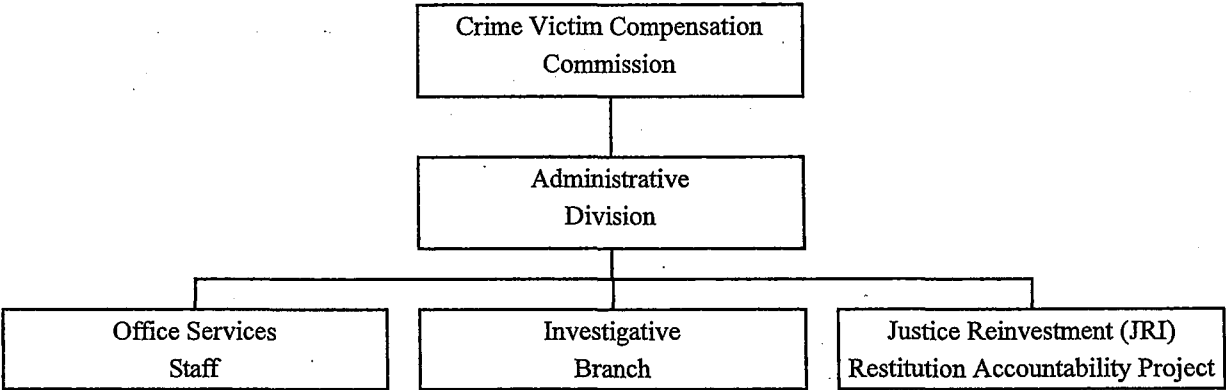
JUNE 30, 2015



**STATE OF HAWAII
DEPARTMENT OF PUBLIC SAFETY
CRIME VICTIM COMPENSATION COMMISSION**

ORGANIZATION CHART

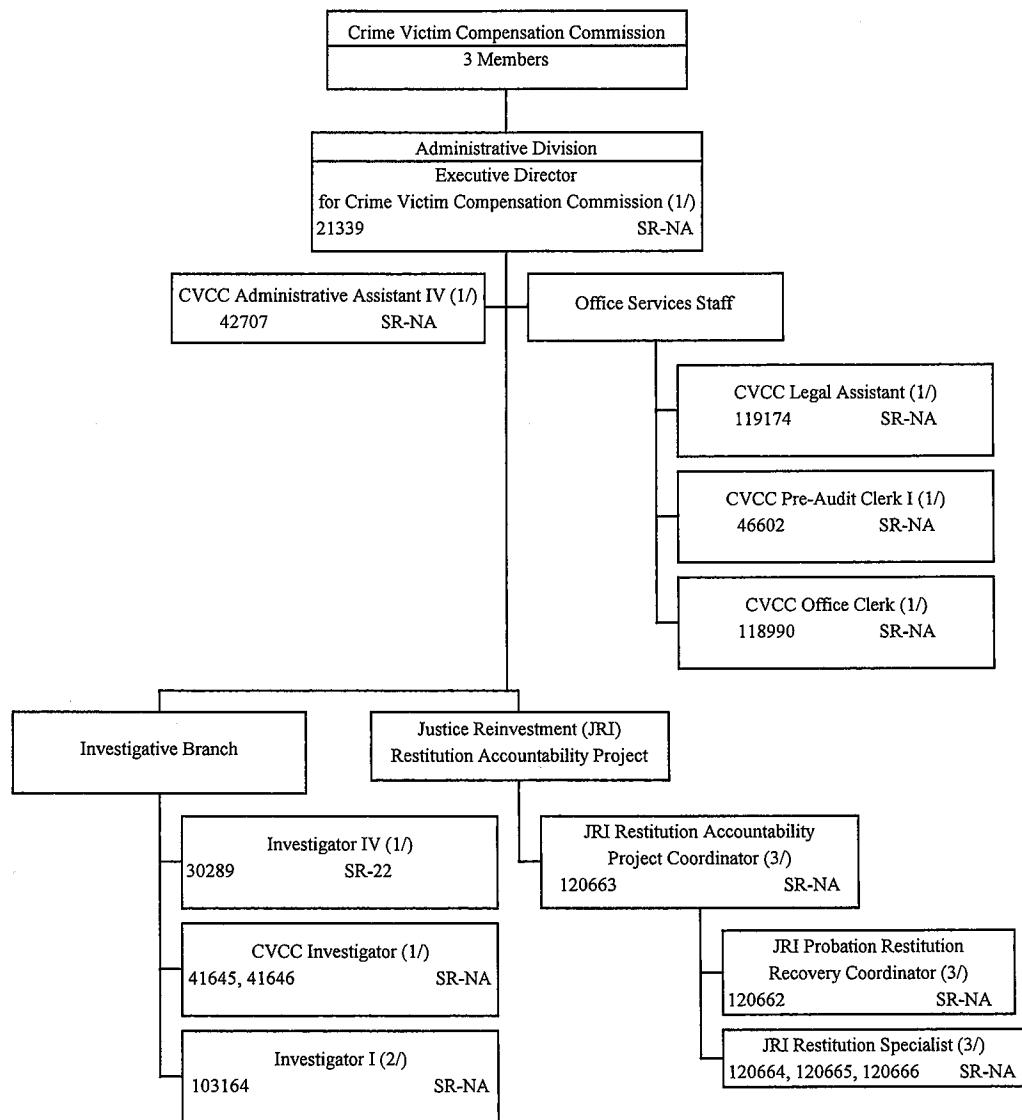
JUNE 30, 2015



STATE OF HAWAII
 DEPARTMENT OF PUBLIC SAFETY
 CRIME VICTIM COMPENSATION COMMISSION

POSITION ORGANIZATION CHART

JUNE 30, 2015

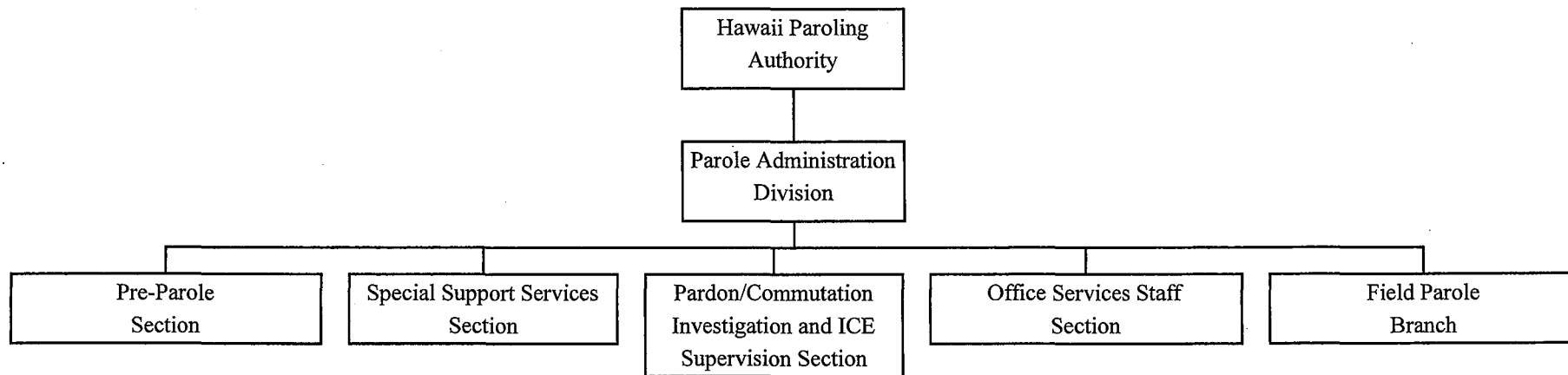


1/ Special Funded Position
 2/ Federal Funded Position
 3/ General Funded Position

STATE OF HAWAII
DEPARTMENT OF PUBLIC SAFETY
HAWAII PAROLING AUTHORITY

ORGANIZATION CHART

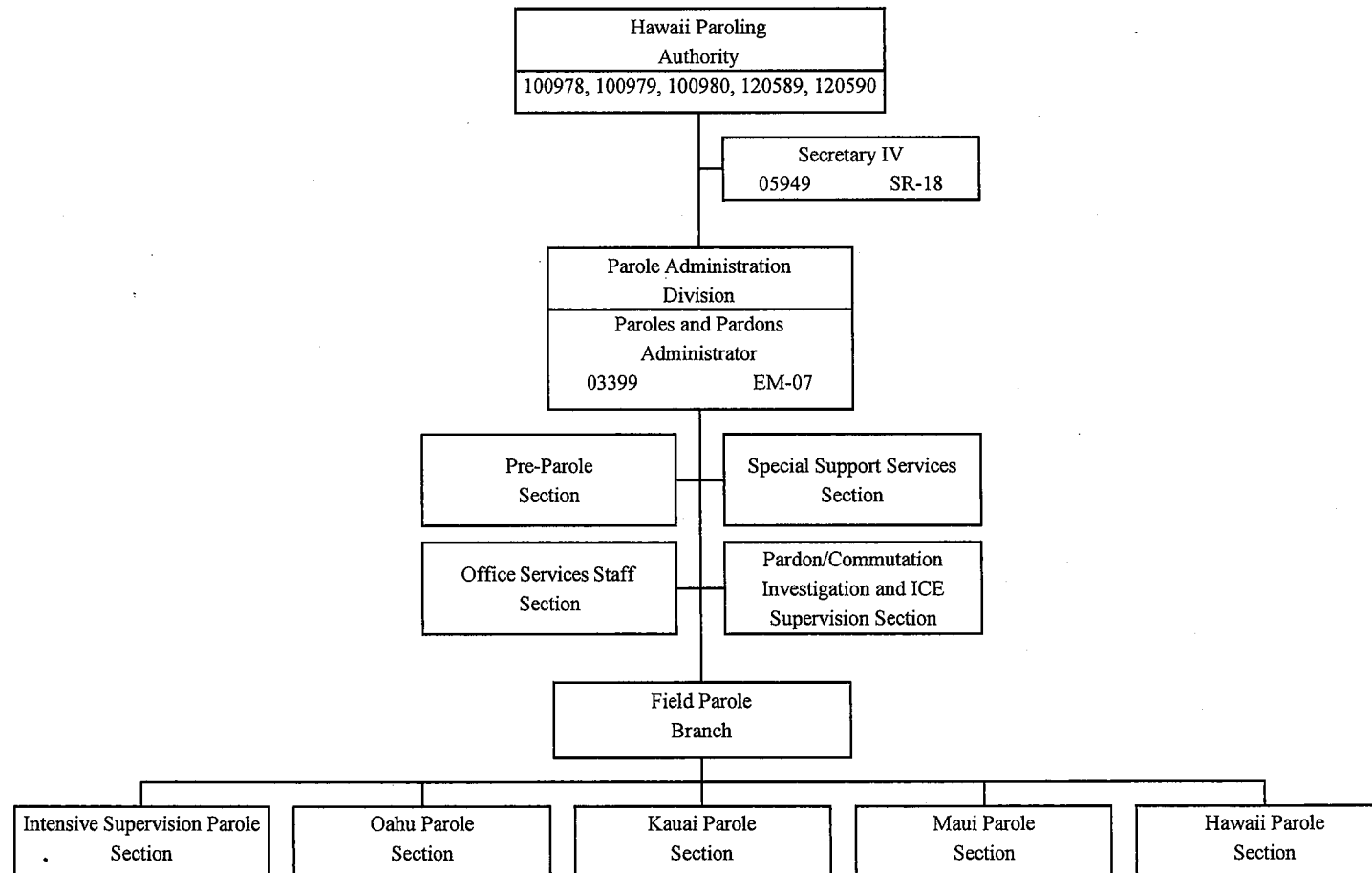
JUNE 30, 2015



STATE OF HAWAII
DEPARTMENT OF PUBLIC SAFETY
HAWAII PAROLING AUTHORITY

ORGANIZATION CHART

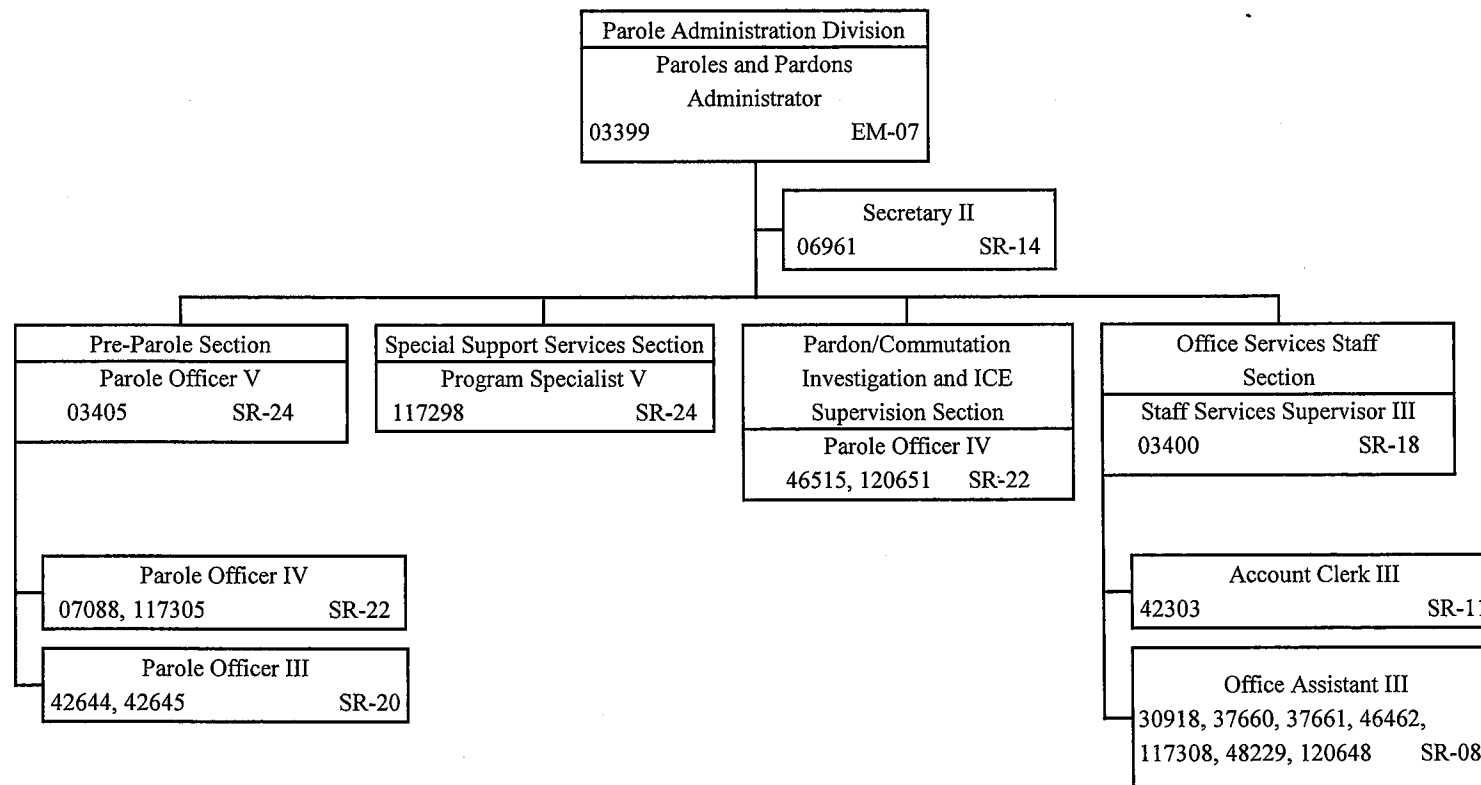
JUNE 30, 2015



STATE OF HAWAII
 DEPARTMENT OF PUBLIC SAFETY
 HAWAII PAROLING AUTHORITY
 PAROLE ADMINISTRATION DIVISION

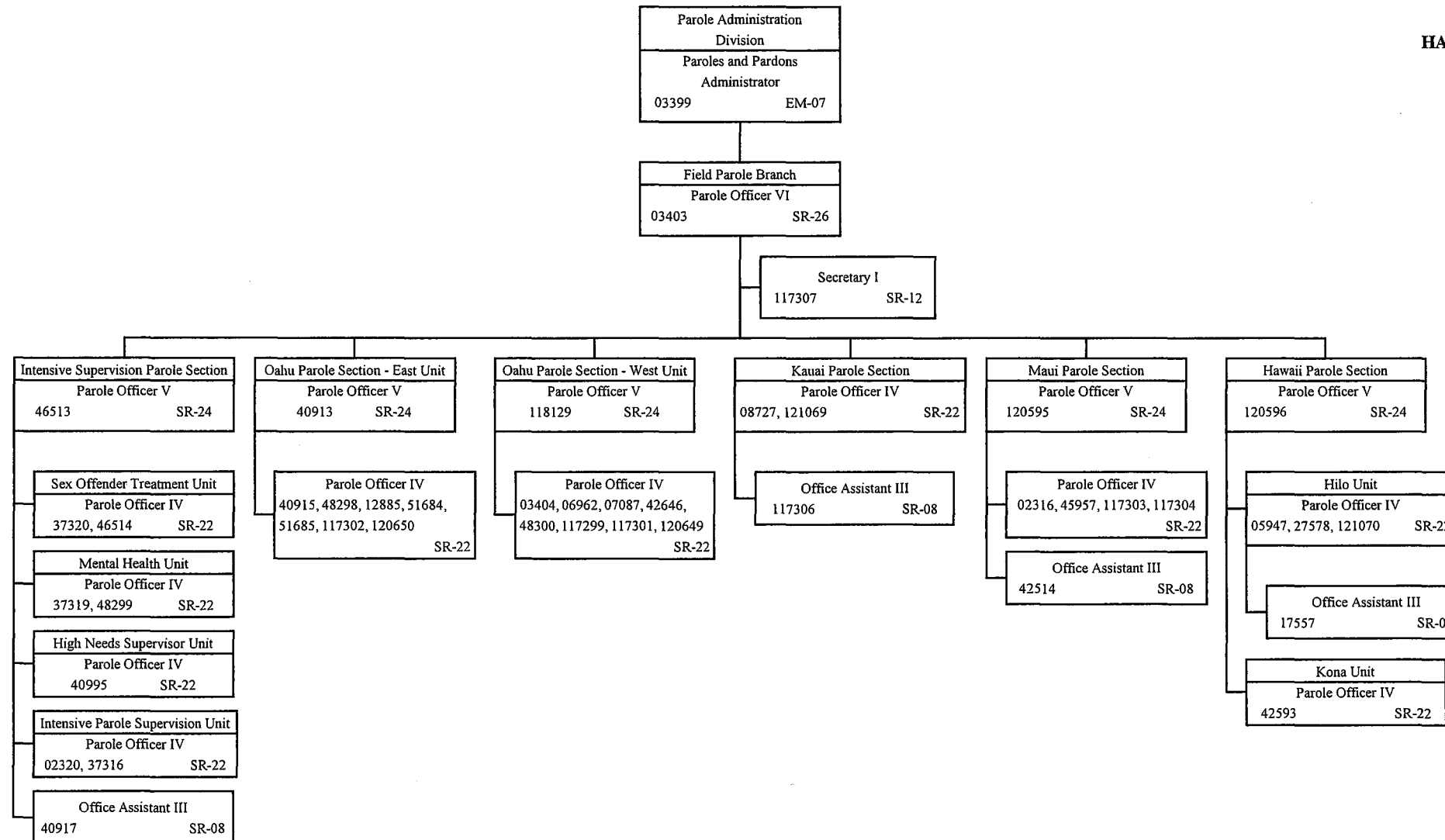
POSITION ORGANIZATION CHART

JUNE 30, 2015



STATE OF HAWAII
DEPARTMENT OF PUBLIC
SAFETY
HAWAII PAROLING AUTHORITY
FIELD PAROLE BRANCH
INTENSIVE SUPERVISION
PAROLE SECTION
OAHU PAROLE SECTION
KAUAI PAROLE SECTION
MAUI PAROLE SECTION
HAWAII PAROLE SECTION
POSITION ORGANIZATION
CHART

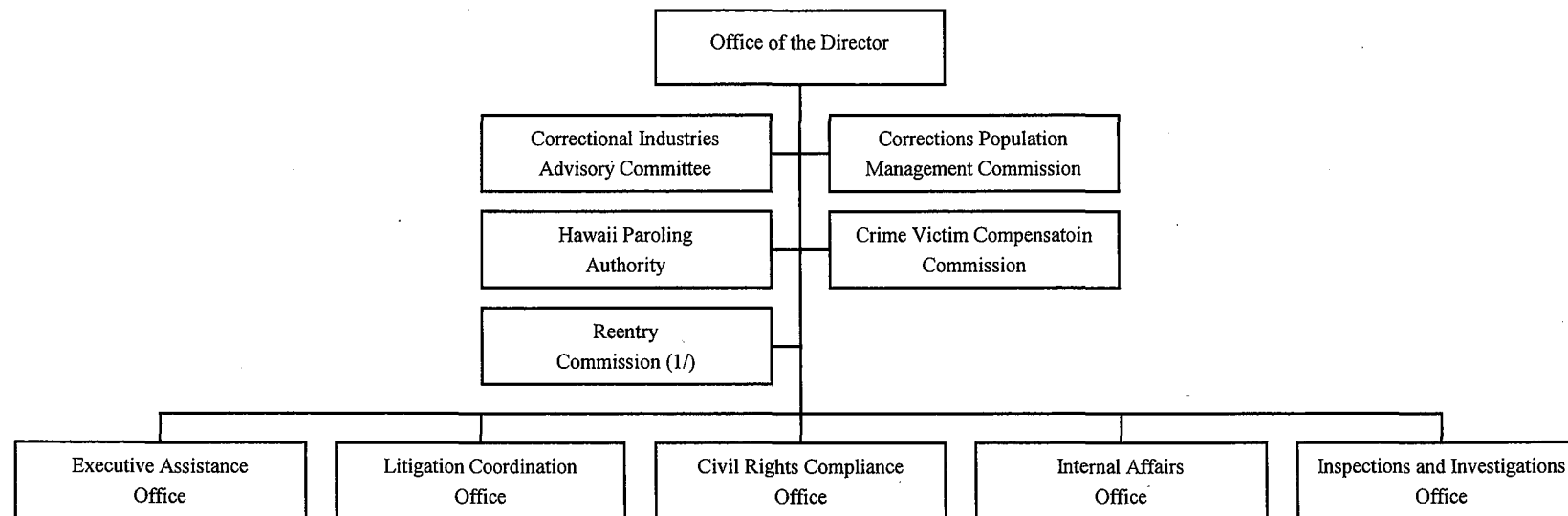
JUNE 30, 2015



STATE OF HAWAII
DEPARTMENT OF PUBLIC SAFETY
OFFICE OF THE DIRECTOR

ORGANIZATION CHART

JUNE 30, 2015

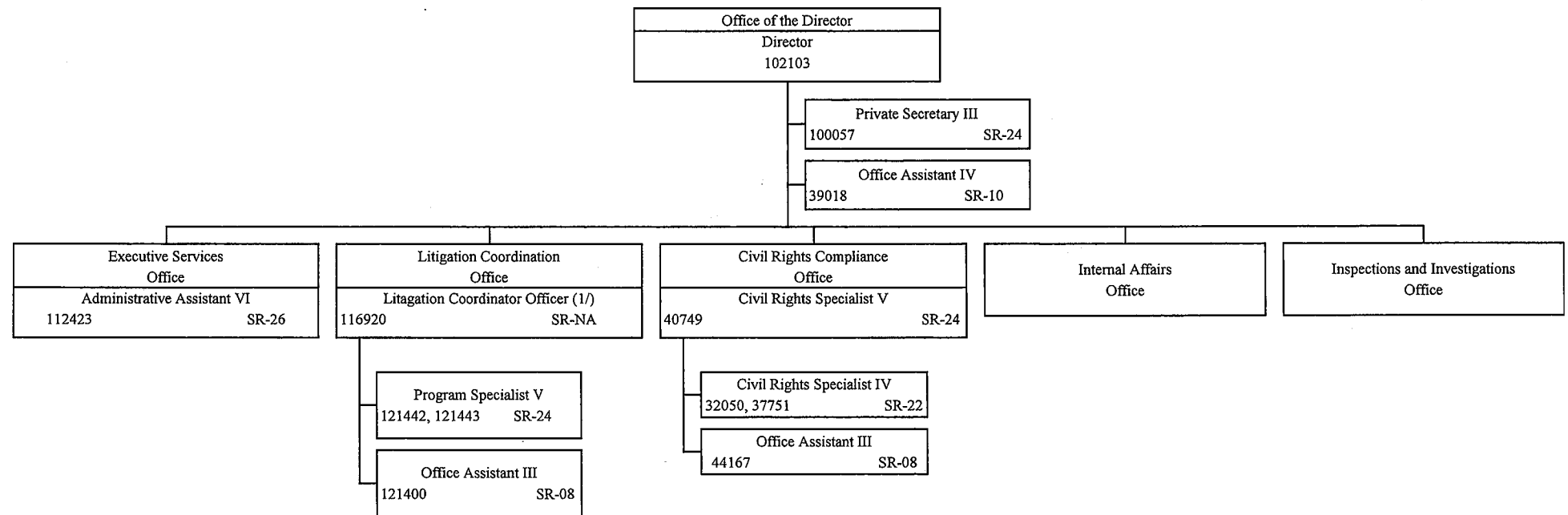


1/ Commission shall cease to exist 12/1/2015 (Act 76, SLH 2012)

STATE OF HAWAII
 DEPARTMENT OF PUBLIC SAFETY
 OFFICE OF THE DIRECTOR

POSITION ORGANIZATION CHART

JUNE 30, 2015

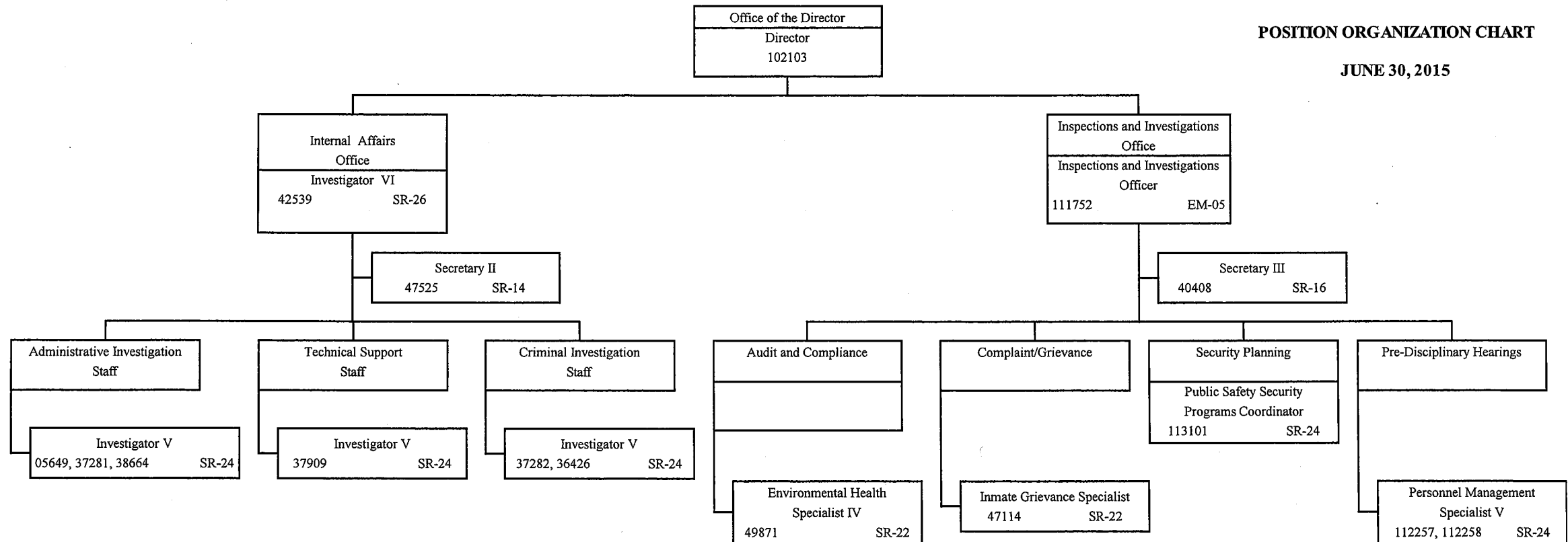


1/ Exempt Position

STATE OF HAWAII
 DEPARTMENT OF PUBLIC SAFETY
 OFFICE OF THE DIRECTOR
 INTERNAL AFFAIRS OFFICE
 INSPECTIONS AND INVESTIGATIONS
 OFFICE

POSITION ORGANIZATION CHART


JUNE 30, 2015



**STATE OF HAWAII
DEPARTMENT OF PUBLIC SAFETY
OFFICE OF THE DEPUTY DIRECTOR
FOR ADMINISTRATION**

POSITION ORGANIZATION CHART

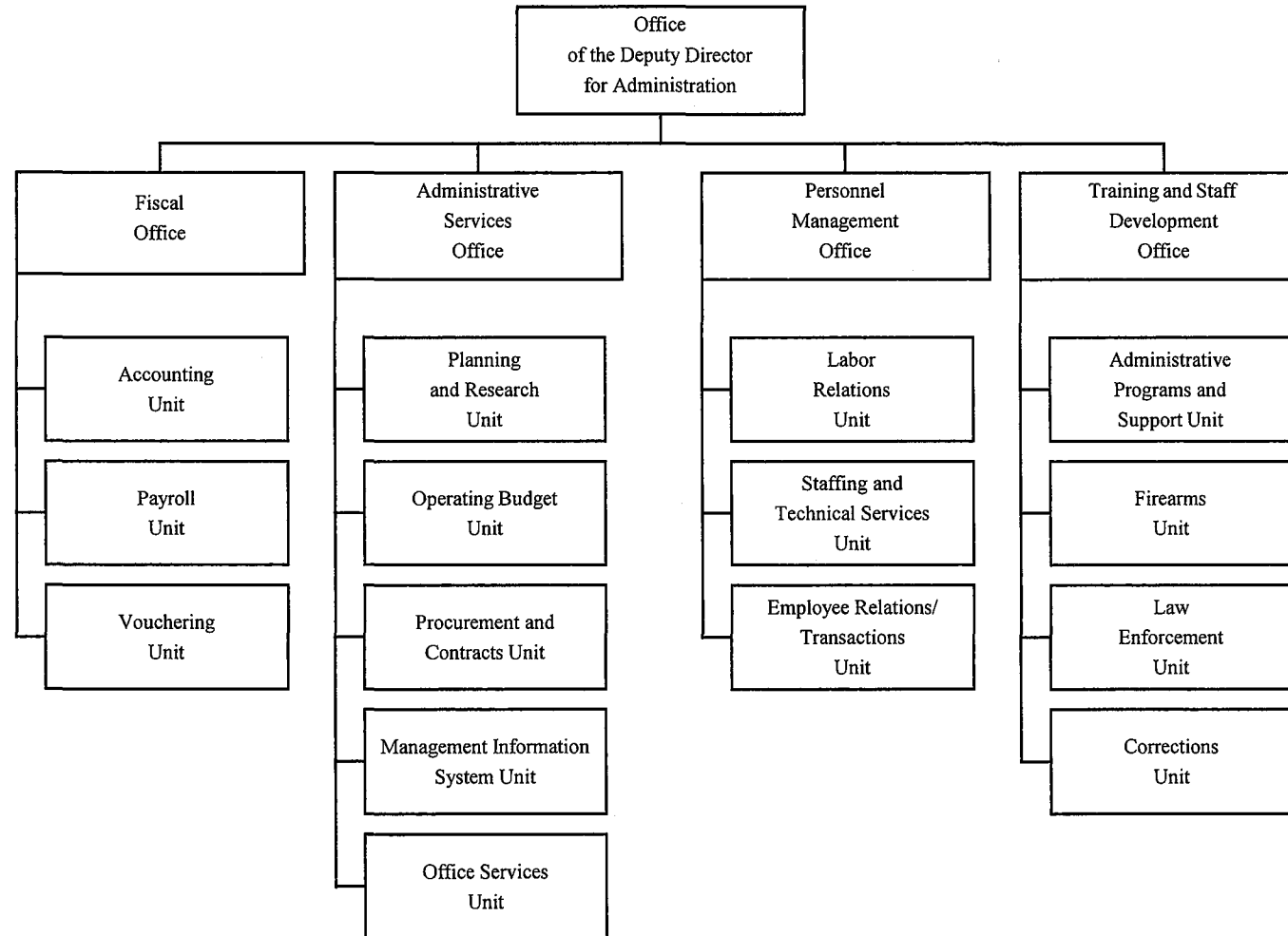
JUNE 30, 2015



STATE OF HAWAII
DEPARTMENT OF PUBLIC SAFETY
OFFICE OF THE DEPUTY DIRECTOR
FOR ADMINISTRATION

ORGANIZATION CHART

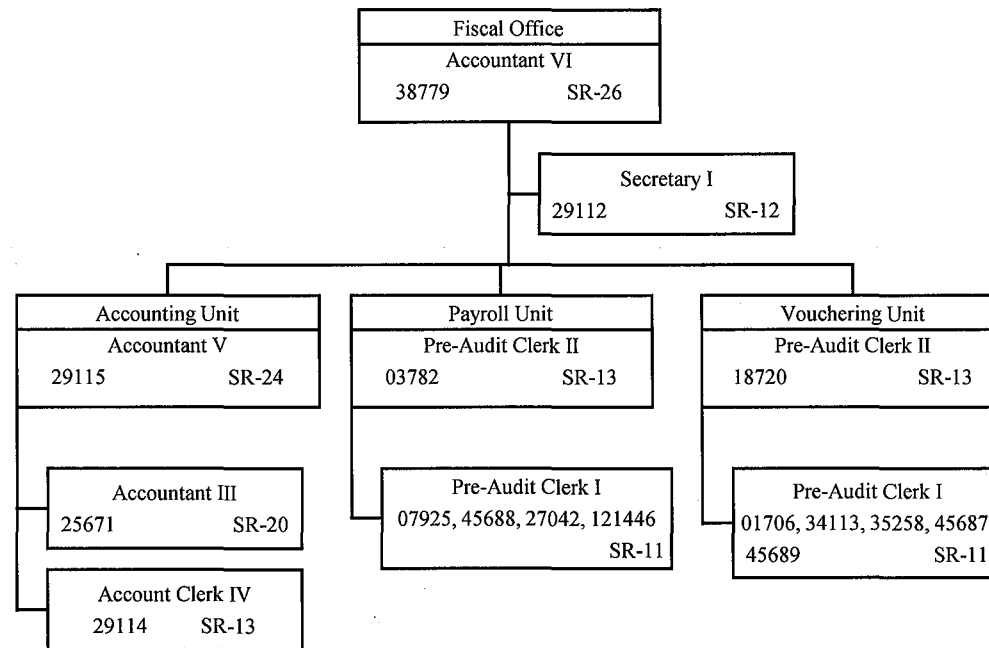
JUNE 30, 2015



**STATE OF HAWAII
DEPARTMENT OF PUBLIC SAFETY
OFFICE OF THE DEPUTY DIRECTOR
FOR ADMINISTRATION
FISCAL OFFICE**

POSITION ORGANIZATION CHART

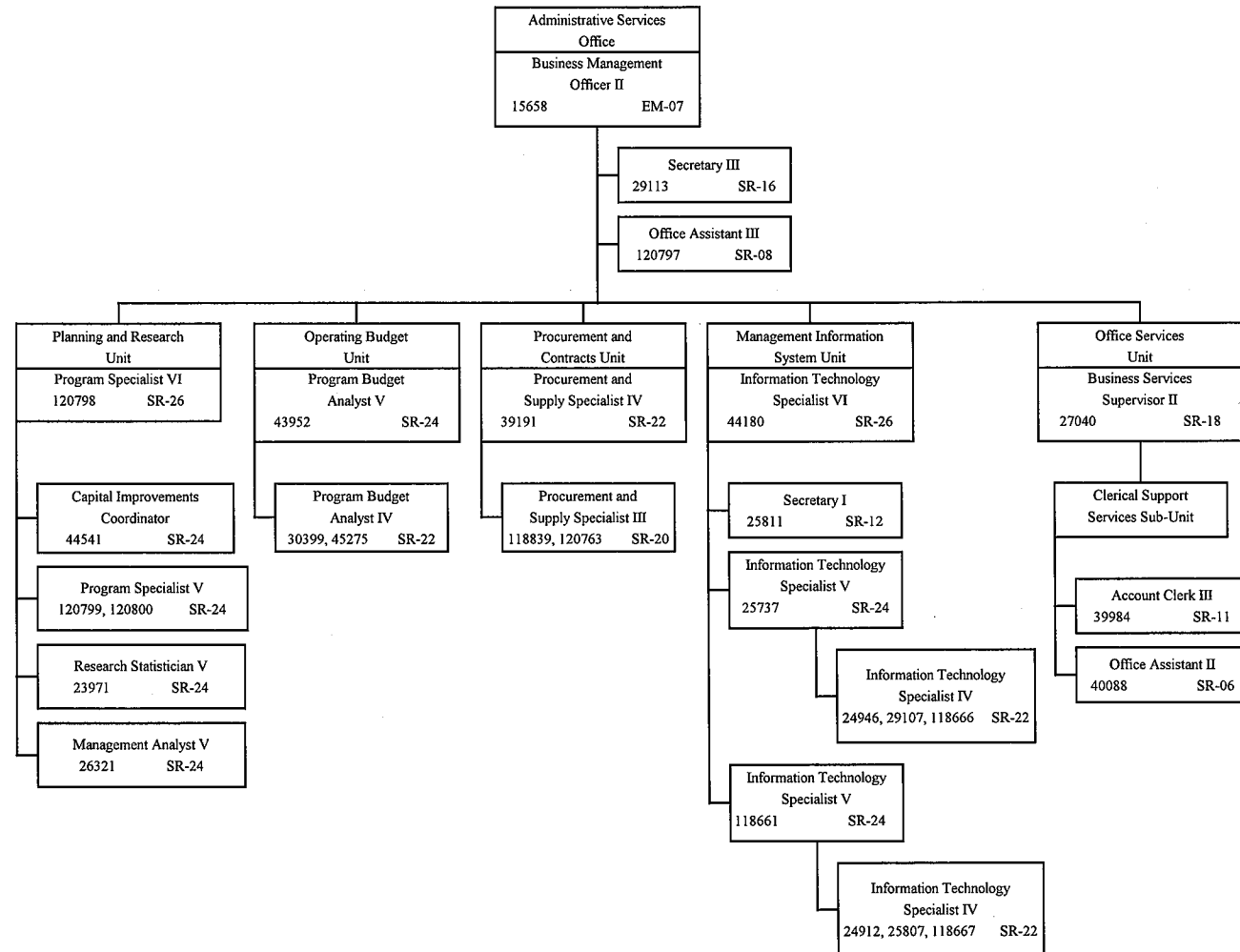
JUNE 30, 2015



STATE OF HAWAII
 DEPARTMENT OF PUBLIC SAFETY
 OFFICE OF THE DEPUTY DIRECTOR
 FOR ADMINISTRATION
 ADMINISTRATIVE SERVICES OFFICE

POSITION ORGANIZATION CHART

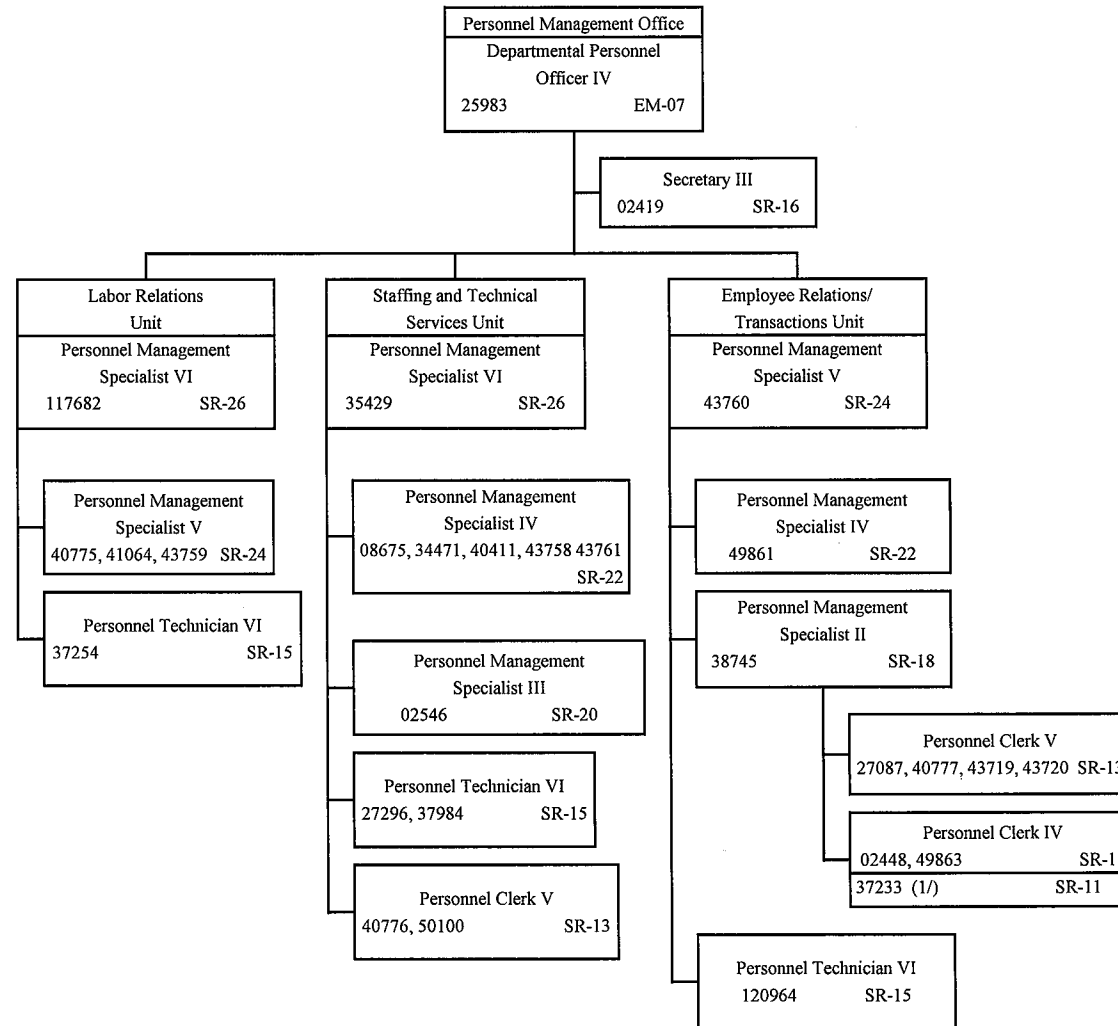
JUNE 30, 2015



STATE OF HAWAII
 DEPARTMENT OF PUBLIC SAFETY
 OFFICE OF THE DEPUTY DIRECTOR
 FOR ADMINISTRATION
 PERSONNEL MANAGEMENT OFFICE

POSITION ORGANIZATION CHART

JUNE 30, 2015

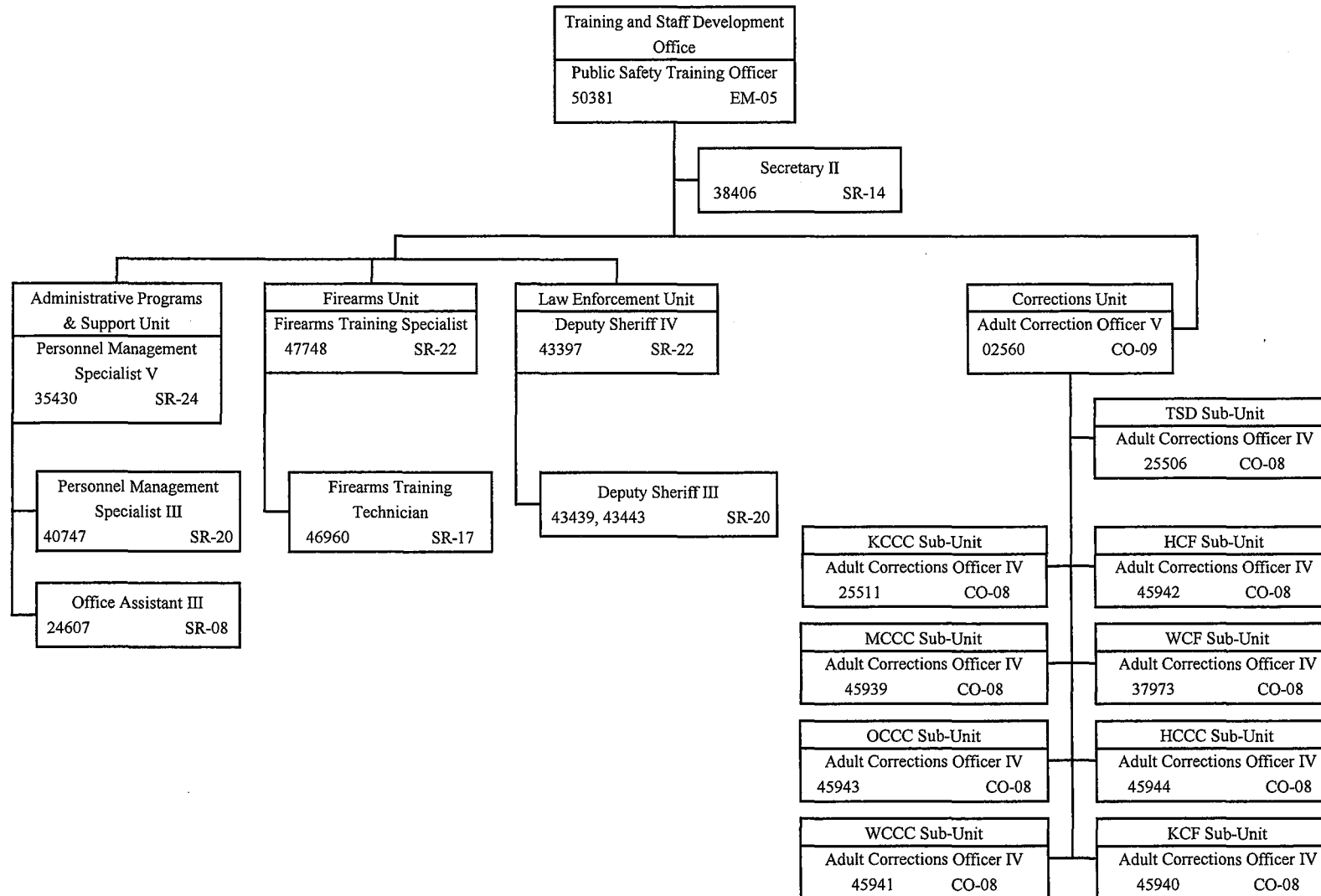


1/ Temporary position NTE 6/30/2015

**STATE OF HAWAII
DEPARTMENT OF PUBLIC SAFETY
OFFICE OF THE DEPUTY DIRECTOR
FOR ADMINISTRATION
TRAINING AND STAFF DEVELOPMENT
OFFICE**

POSITION ORGANIZATION CHART

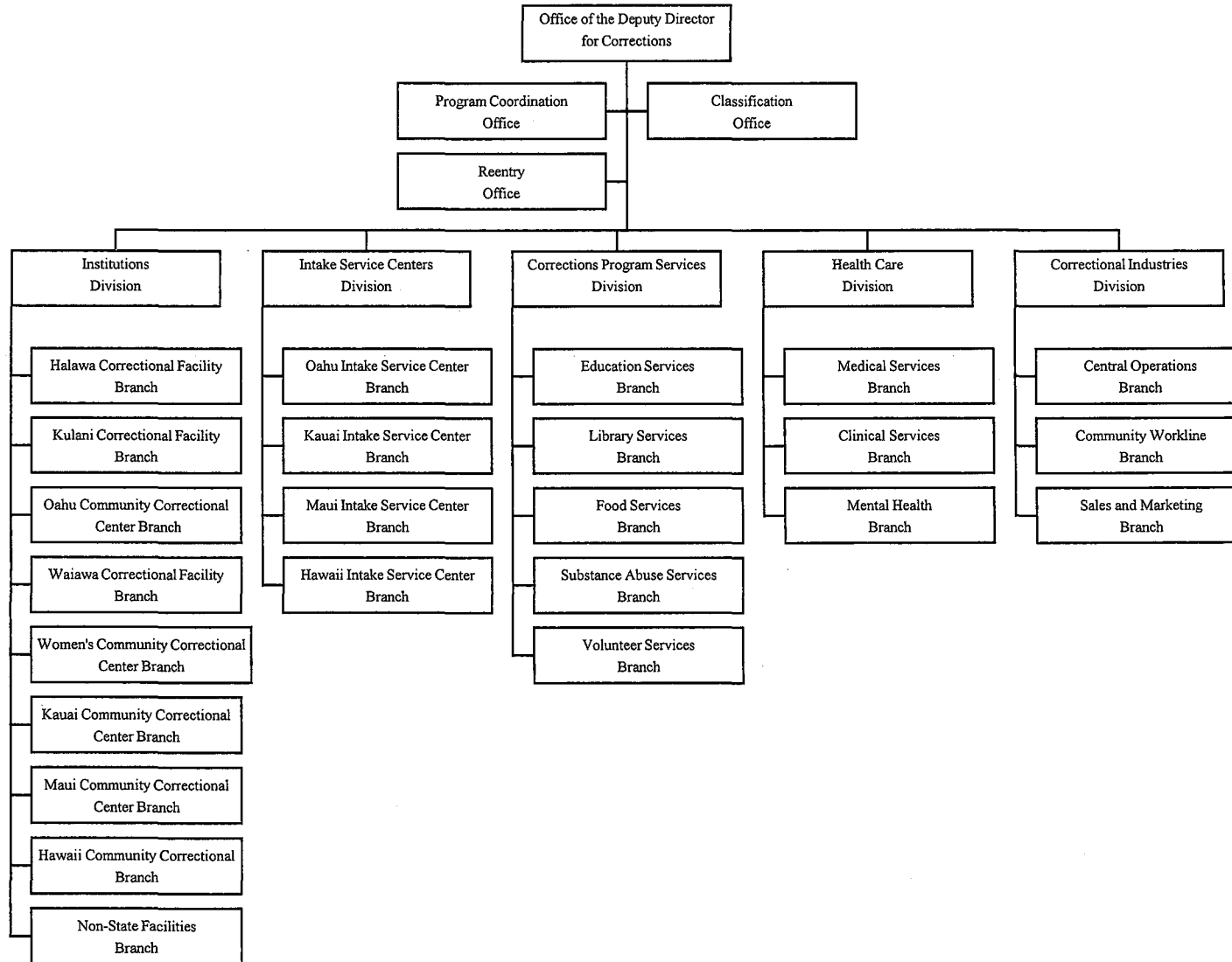
JUNE 30, 2015



STATE OF HAWAII
 DEPARTMENT OF PUBLIC
 SAFETY
 OFFICE OF THE DEPUTY
 DIRECTOR
 FOR CORRECTIONS

ORGANIZATION CHART

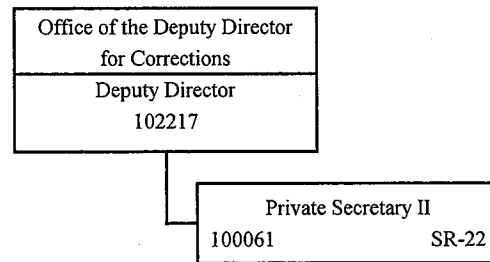
JUNE 30, 2015



**STATE OF HAWAII
DEPARTMENT OF PUBLIC
SAFETY
OFFICE OF THE DEPUTY
DIRECTOR
FOR CORRECTIONS**

**POSITION ORGANIZATION
CHART**

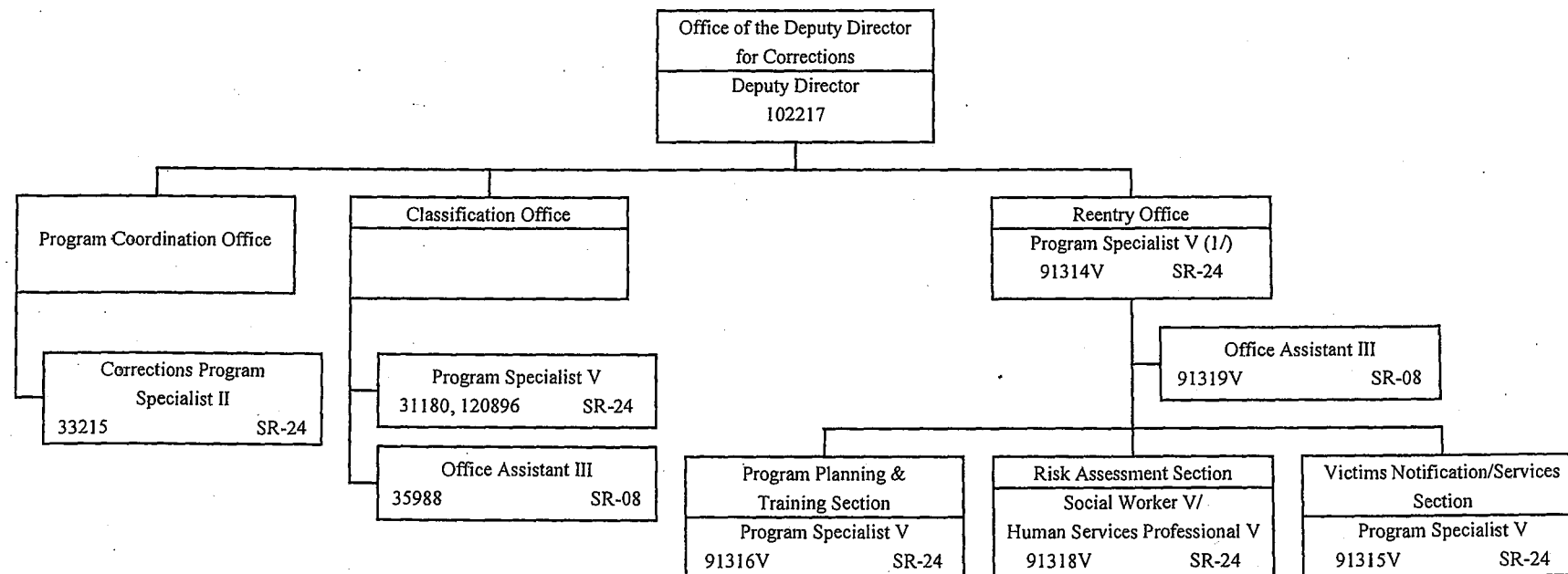
JUNE 30, 2015



STATE OF HAWAII
 DEPARTMENT OF PUBLIC
 SAFETY
 OFFICE OF THE DEPUTY
 DIRECTOR
 FOR CORRECTIONS
 PROGRAM COORDINATION
 OFFICE
 CLASSIFICATION OFFICE
 REENTRY OFFICE

POSITION ORGANIZATION
 CHART

JUNE 30, 2015

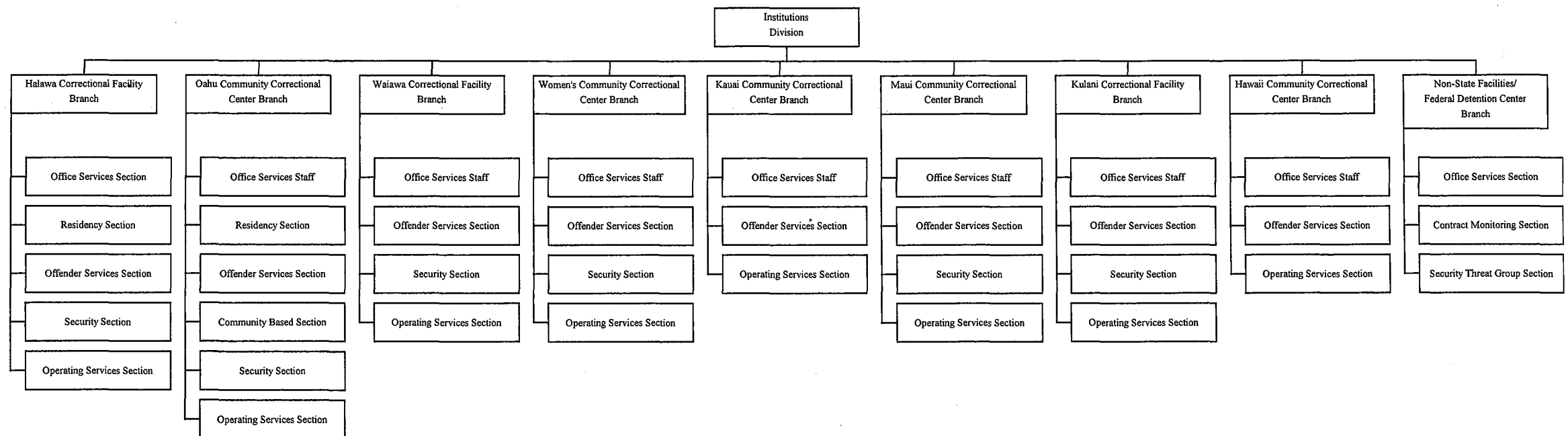


1/ To be redescribed

STATE OF HAWAII
 DEPARTMENT OF PUBLIC
 SAFETY
 OFFICE OF THE DEPUTY
 DIRECTOR
 FOR CORRECTIONS
 INSTITUTIONS DIVISION

ORGANIZATION CHART

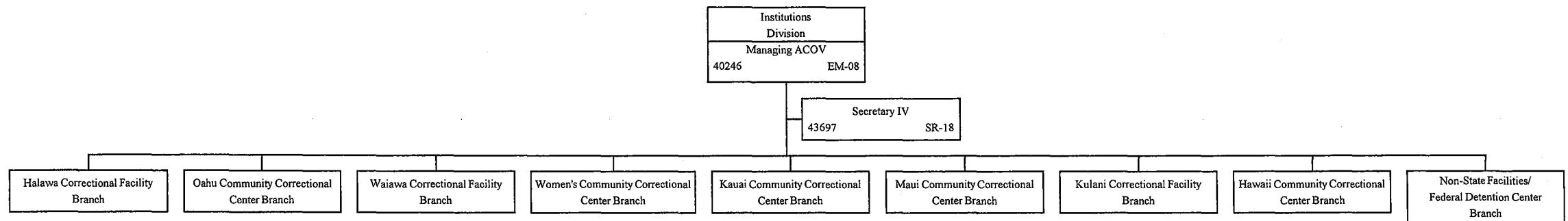
JUNE 30, 2015



STATE OF HAWAII
DEPARTMENT OF PUBLIC SAFETY
OFFICE OF THE DEPUTY DIRECTOR
FOR CORRECTIONS
INSTITUTIONS DIVISION

POSITION ORGANIZATION CHART

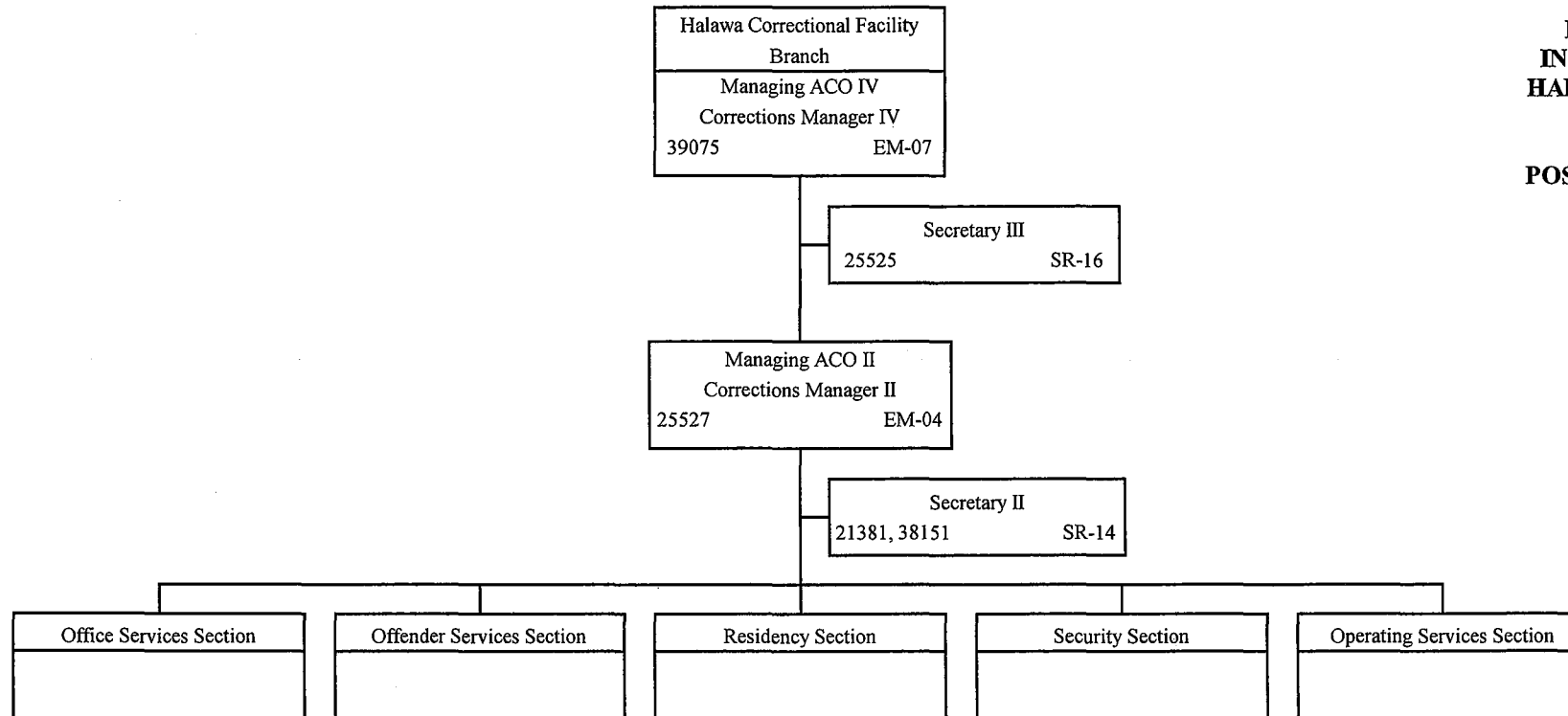
JUNE 30, 2015



STATE OF HAWAII
DEPARTMENT OF PUBLIC
SAFETY
OFFICE OF THE DEPUTY
DIRECTOR
FOR CORRECTIONS
INSTITUTIONS DIVISION
HALAWA CORRECTIONAL
FACILITY BRANCH

POSITION ORGANIZATION
CHART

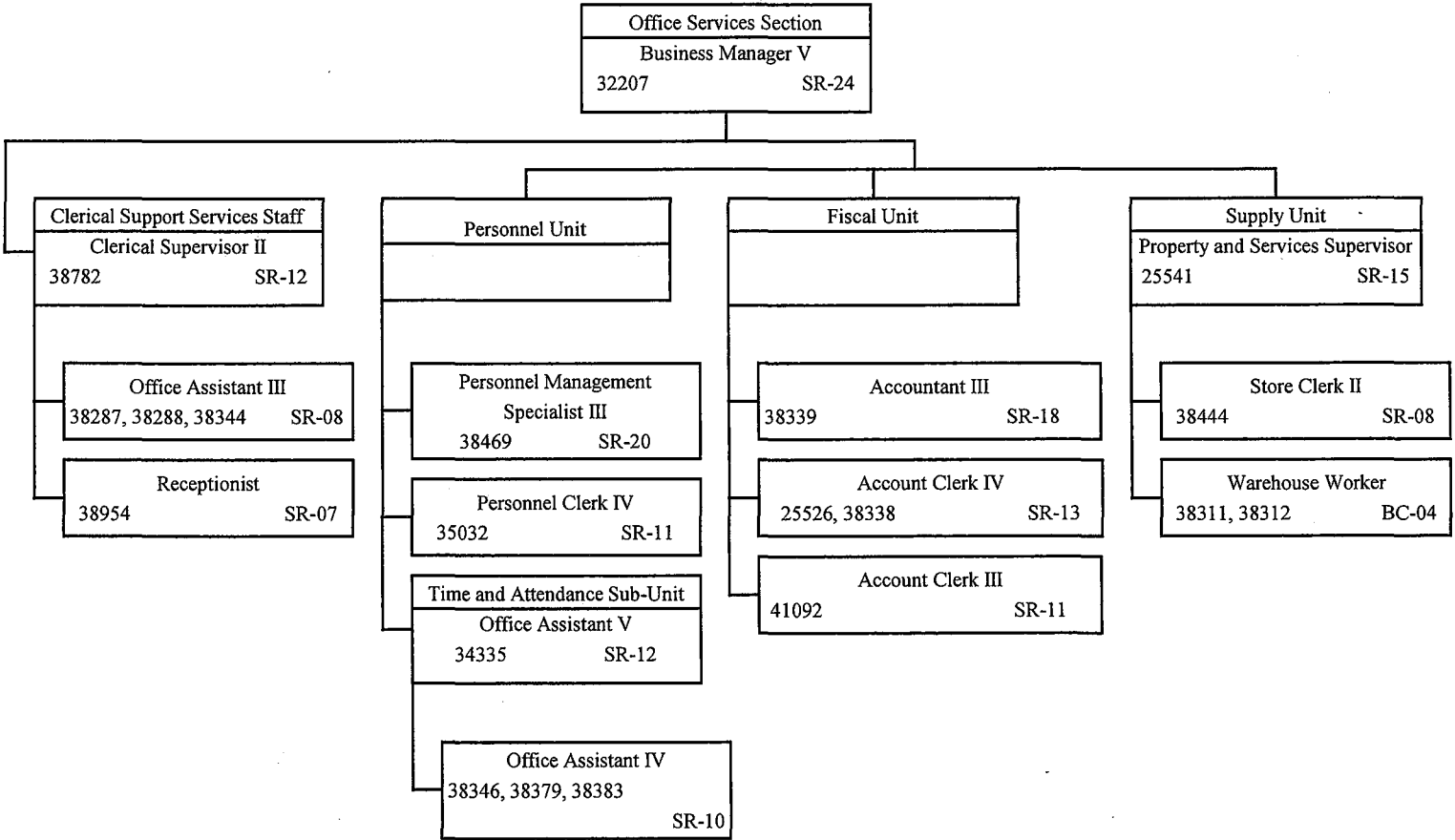
JUNE 30, 2015



STATE OF HAWAII
DEPARTMENT OF PUBLIC
SAFETY
OFFICE OF THE DEPUTY
DIRECTOR
FOR CORRECTIONS
INSTITUTIONS DIVISION
HALAWA CORRECTIONAL
FACILITY BRANCH
OFFICE SERVICES SECTION

POSITION ORGANIZATION
CHART

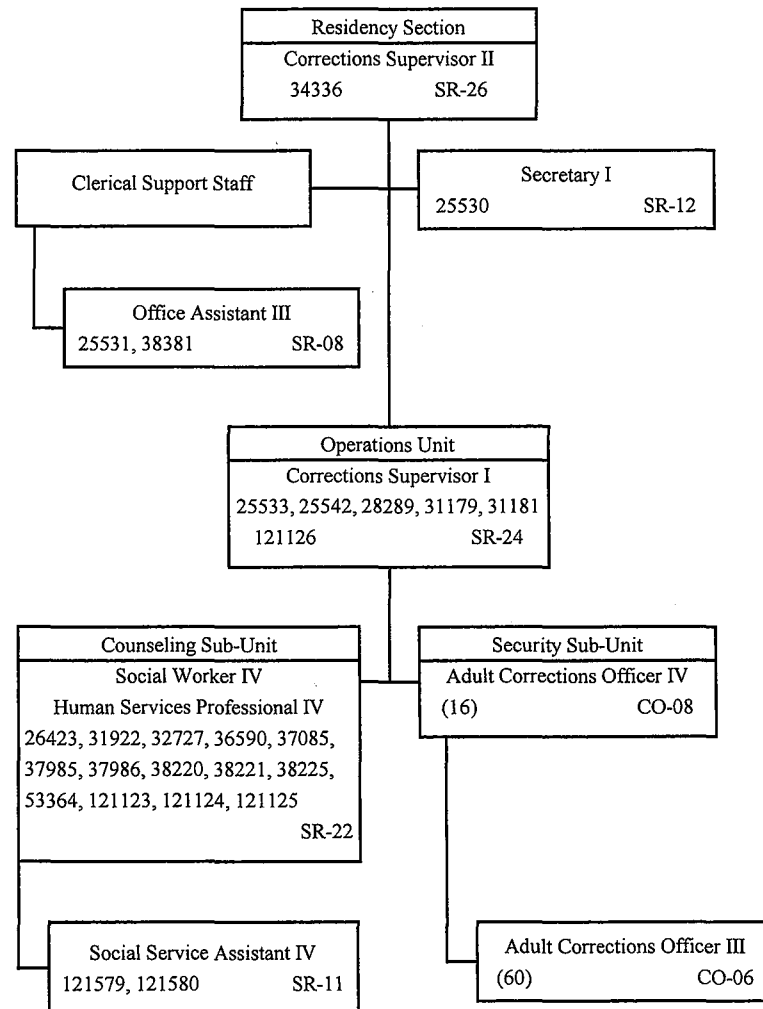
JUNE 30, 2015



STATE OF HAWAII
DEPARTMENT OF PUBLIC
SAFETY
OFFICE OF THE DEPUTY
DIRECTOR
FOR CORRECTIONS
INSTITUTIONS DIVISION
HALAWA CORRECTIONAL
FACILITY BRANCH
RESIDENCY SECTION

POSITION ORGANIZATION
CHART

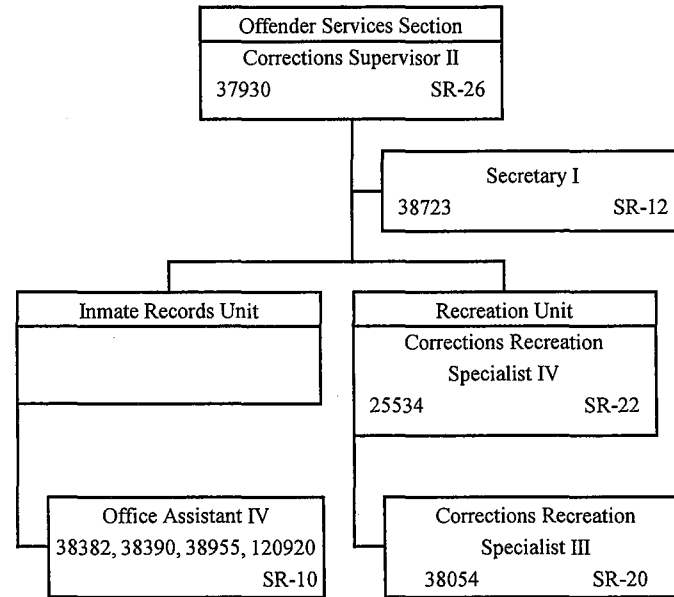
JUNE 30, 2015



STATE OF HAWAII
DEPARTMENT OF PUBLIC
SAFETY
OFFICE OF THE DEPUTY
DIRECTOR
FOR CORRECTIONS
INSTITUTIONS DIVISION
HALAWA CORRECTIONAL
FACILITY BRANCH
OFFENDER SERVICES SECTION

POSITION ORGANIZATION
CHART

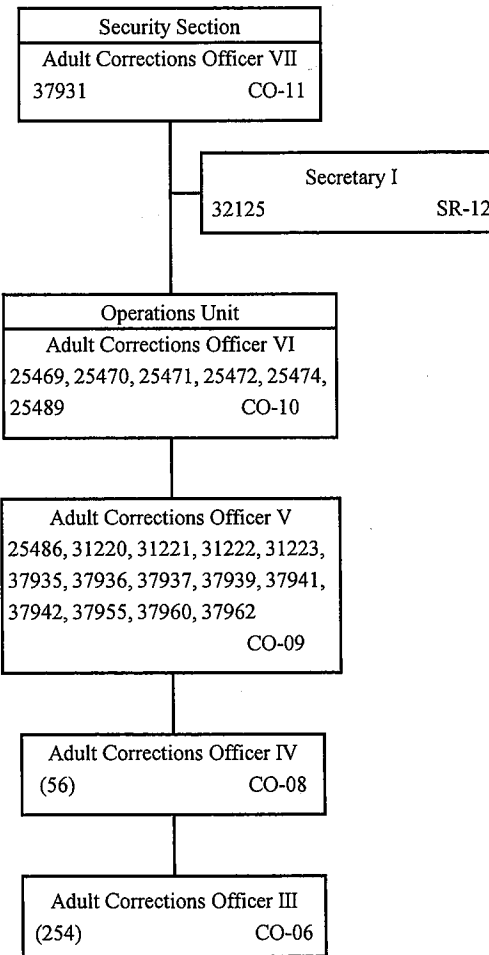
JUNE 30, 2015



STATE OF HAWAII
DEPARTMENT OF PUBLIC
SAFETY
OFFICE OF THE DEPUTY
DIRECTOR
FOR CORRECTIONS
INSTITUTIONS DIVISION
HALAWA CORRECTIONAL
FACILITY BRANCH
SECURITY SECTION

POSITION ORGANIZATION
CHART

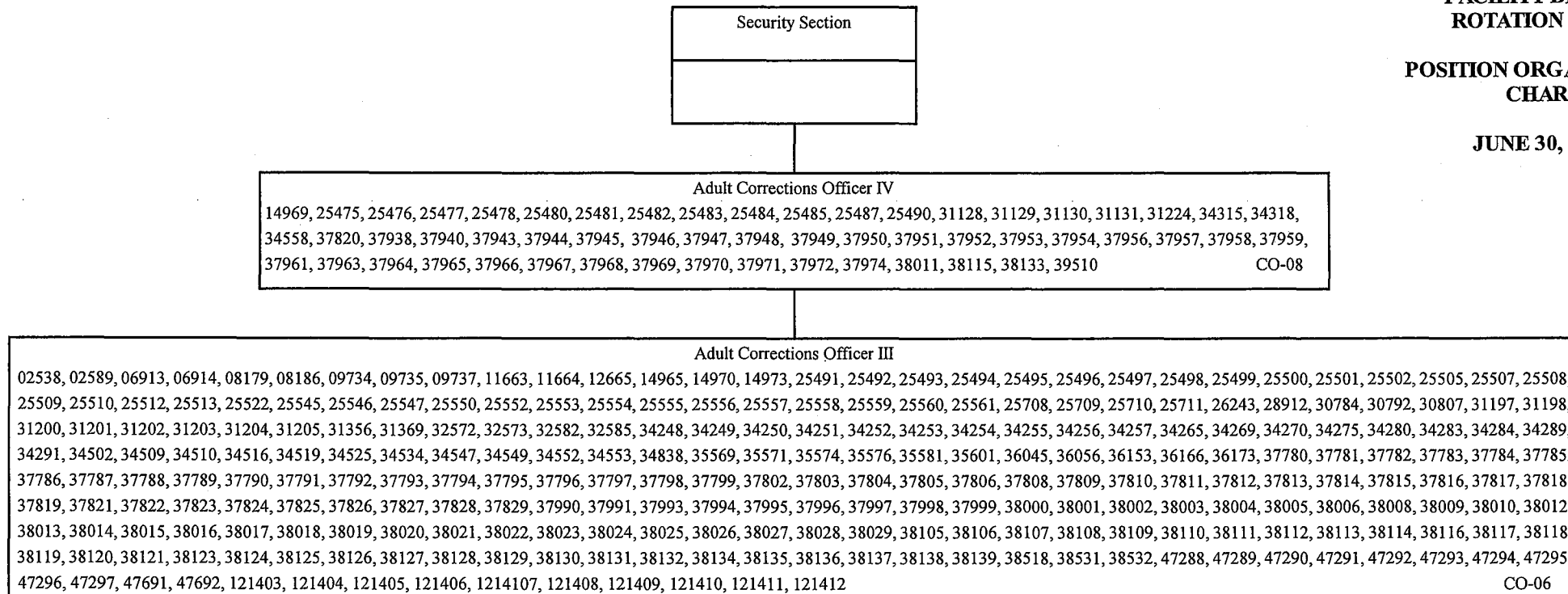
JUNE 30, 2015



STATE OF HAWAII
DEPARTMENT OF PUBLIC
SAFETY
OFFICE OF THE DEPUTY
DIRECTOR
FOR CORRECTIONS
INSTITUTIONS DIVISION
HALAWA CORRECTIONAL
FACILITY BRANCH
ROTATION STAFF

POSITION ORGANIZATION
CHART

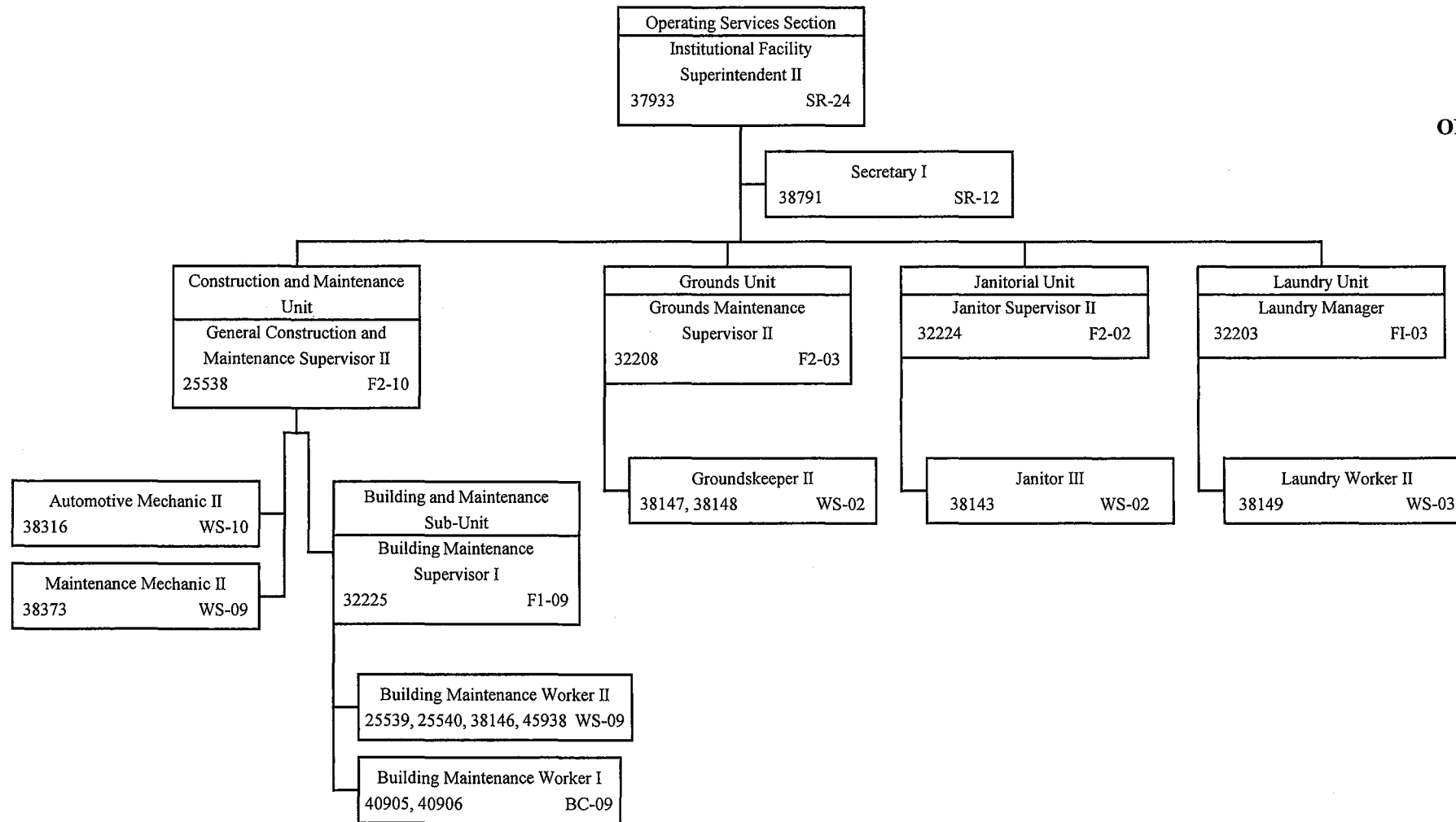
JUNE 30, 2015



STATE OF HAWAII
DEPARTMENT OF PUBLIC
SAFETY
OFFICE OF THE DEPUTY
DIRECTOR
FOR CORRECTIONS
INSTITUTIONS DIVISION
HALAWA CORRECTIONAL
FACILITY BRANCH
OPERATING SERVICES SECTION

POSITION ORGANIZATION
CHART

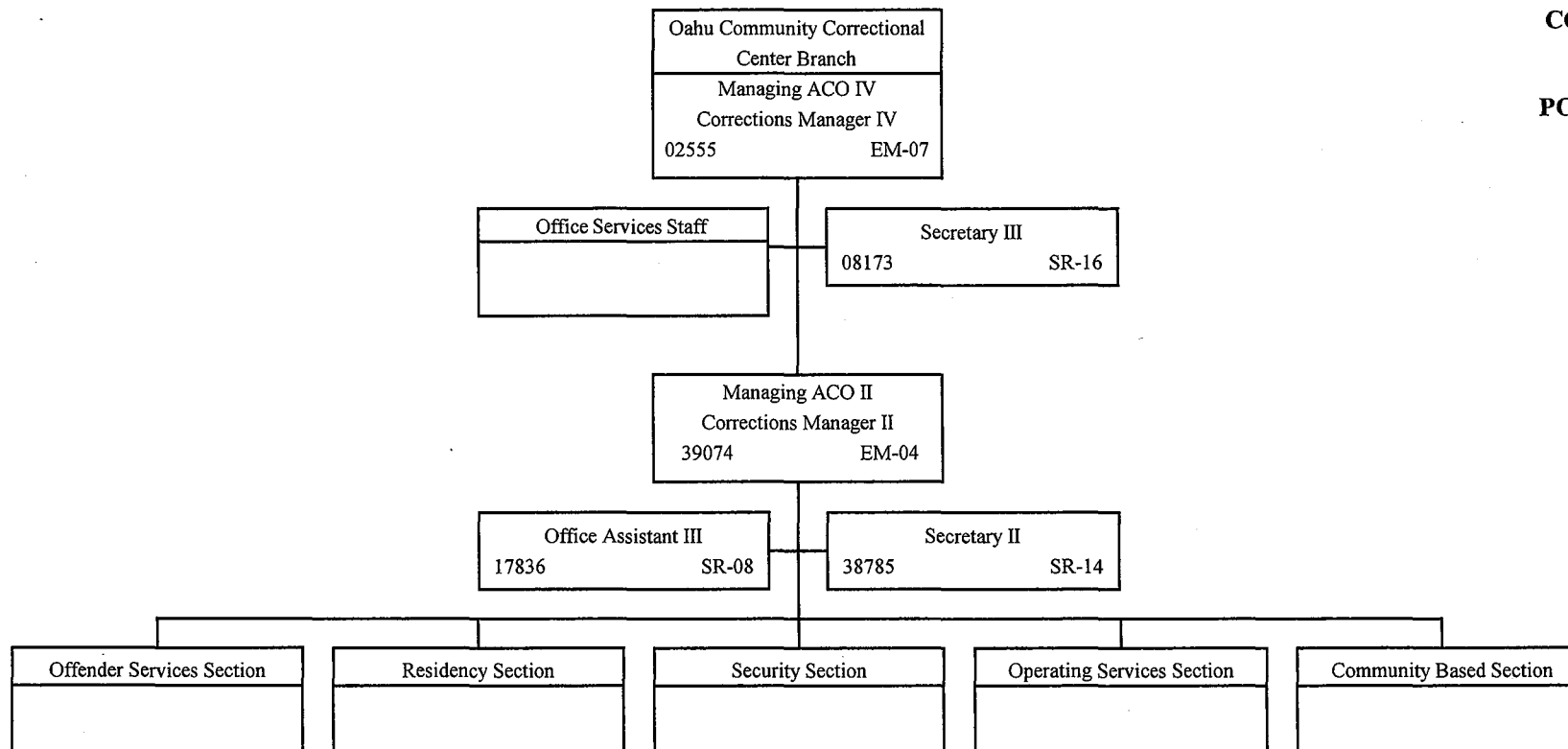
JUNE 30, 2015



STATE OF HAWAII
DEPARTMENT OF PUBLIC
SAFETY
OFFICE OF THE DEPUTY
DIRECTOR
FOR CORRECTIONS
INSTITUTIONS DIVISION
OAHU COMMUNITY
CORRECTIONAL CENTER
BRANCH

POSITION ORGANIZATION
CHART

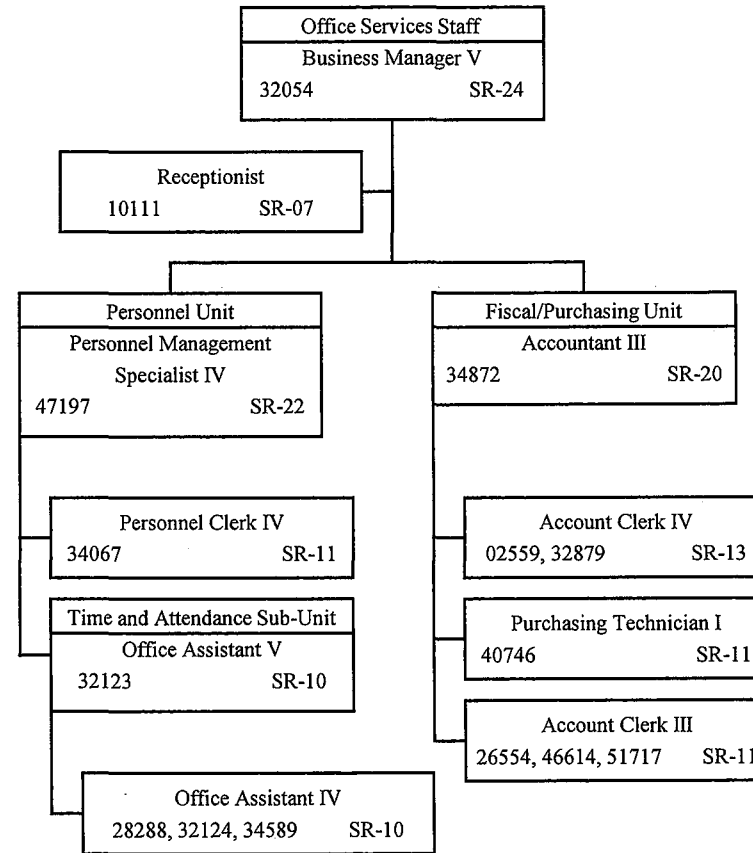
JUNE 30, 2015



STATE OF HAWAII
 DEPARTMENT OF PUBLIC
 SAFETY
 OFFICE OF THE DEPUTY
 DIRECTOR
 FOR CORRECTIONS
 INSTITUTIONS DIVISION
 OAHU COMMUNITY
 CORRECTIONAL CENTER
 BRANCH
 OFFICE SERVICES STAFF

POSITION ORGANIZATION
 CHART

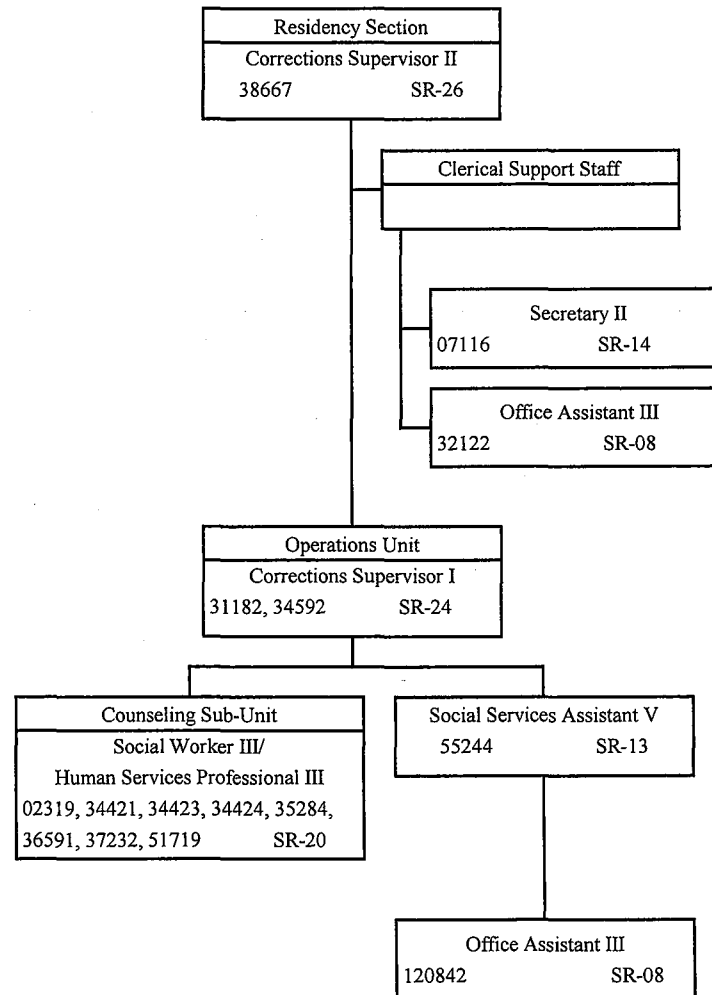
JUNE 30, 2015



STATE OF HAWAII
DEPARTMENT OF PUBLIC
SAFETY
OFFICE OF THE DEPUTY
DIRECTOR
FOR CORRECTIONS
INSTITUTIONS DIVISION
OAHU COMMUNITY
CORRECTIONAL CENTER
BRANCH
RESIDENCY SECTION

POSITION ORGANIZATION
CHART

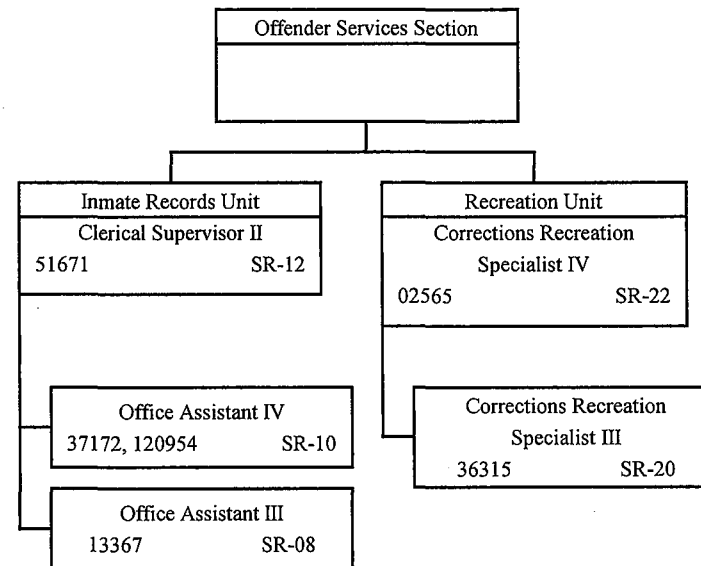
JUNE 30, 2015



STATE OF HAWAII
 DEPARTMENT OF PUBLIC
 SAFETY
 OFFICE OF THE DEPUTY
 DIRECTOR
 FOR CORRECTIONS
 INSTITUTIONS DIVISION
 OAHU COMMUNITY
 CORRECTIONAL CENTER
 BRANCH
 OFFENDER SERVICES SECTION

POSITION ORGANIZATION
 CHART

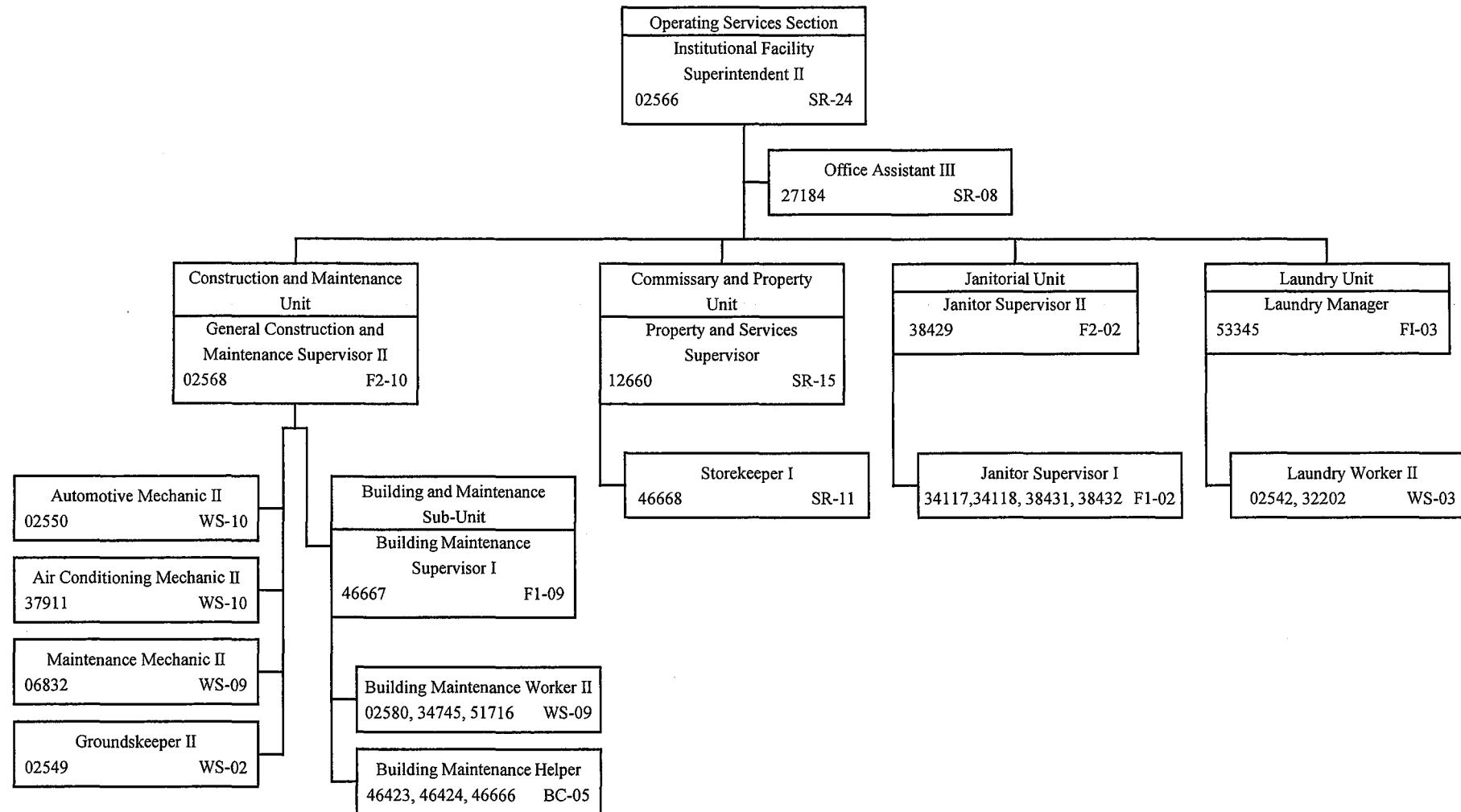
JUNE 30, 2015



STATE OF HAWAII
DEPARTMENT OF PUBLIC
SAFETY
OFFICE OF THE DEPUTY
DIRECTOR
FOR CORRECTIONS
INSTITUTIONS DIVISION
OAHU COMMUNITY
CORRECTIONAL CENTER
BRANCH
OPERATING SERVICES SECTION

POSITION ORGANIZATION
CHART

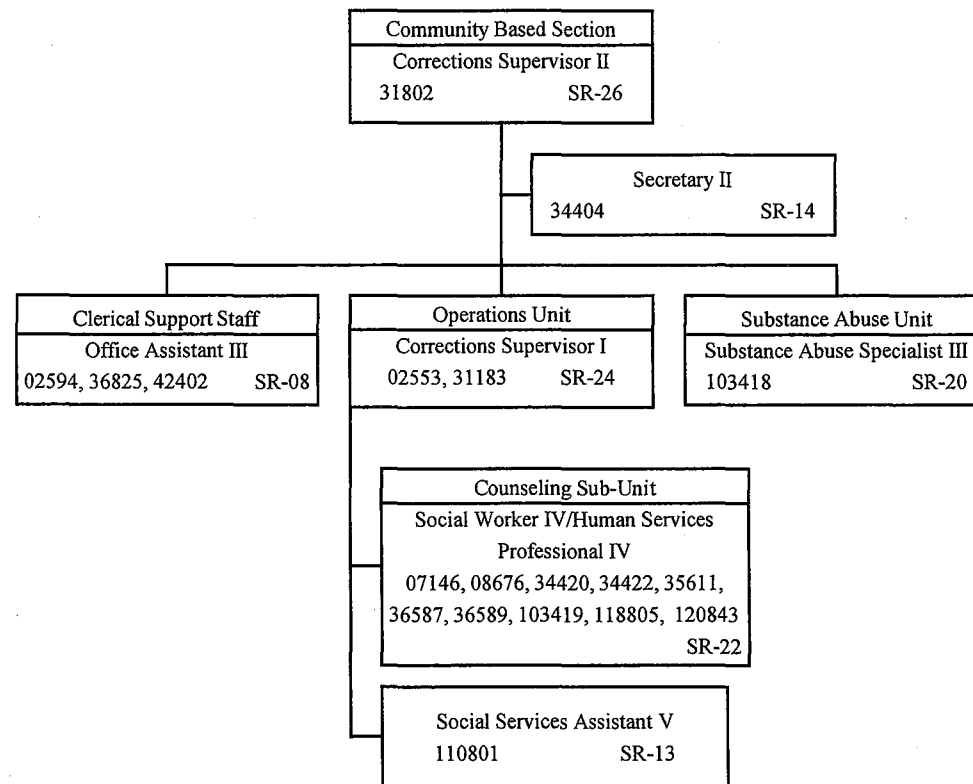
JUNE 30, 2015



STATE OF HAWAII
DEPARTMENT OF PUBLIC
SAFETY
OFFICE OF THE DEPUTY
DIRECTOR
FOR CORRECTIONS
INSTITUTIONS DIVISION
OAHU COMMUNITY
CORRECTIONAL CENTER
BRANCH
COMMUNITY BASED SECTION

POSITION ORGANIZATION
CHART

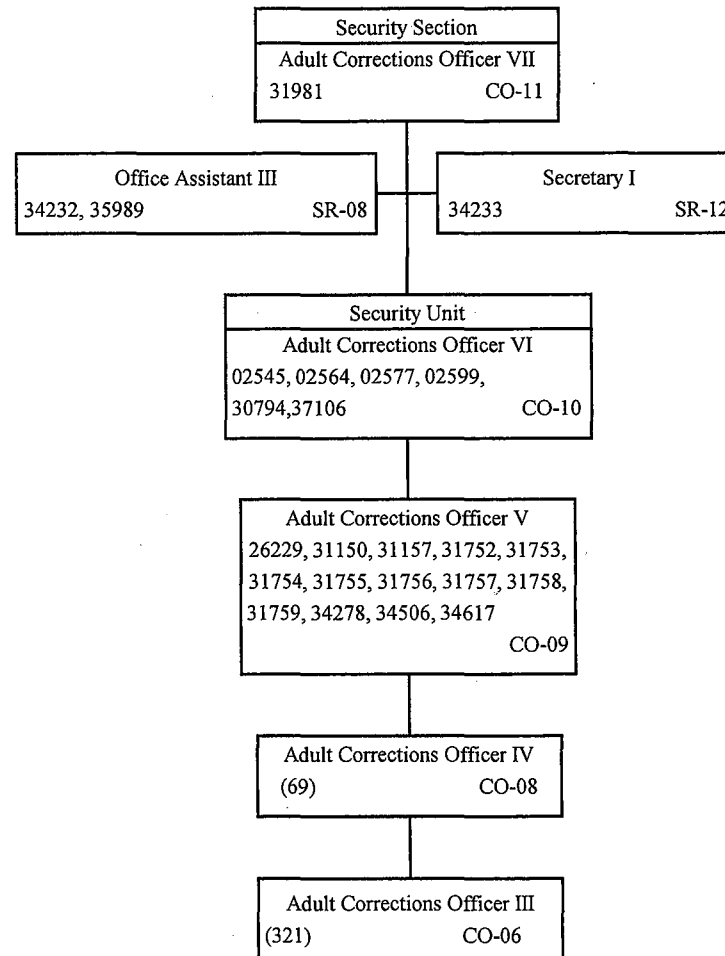
JUNE 30, 2015



STATE OF HAWAII
DEPARTMENT OF PUBLIC
SAFETY
OFFICE OF THE DEPUTY
DIRECTOR
FOR CORRECTIONS
INSTITUTIONS DIVISION
OAHU COMMUNITY
CORRECTIONAL CENTER
BRANCH
SECURITY SECTION

POSITION ORGANIZATION
CHART

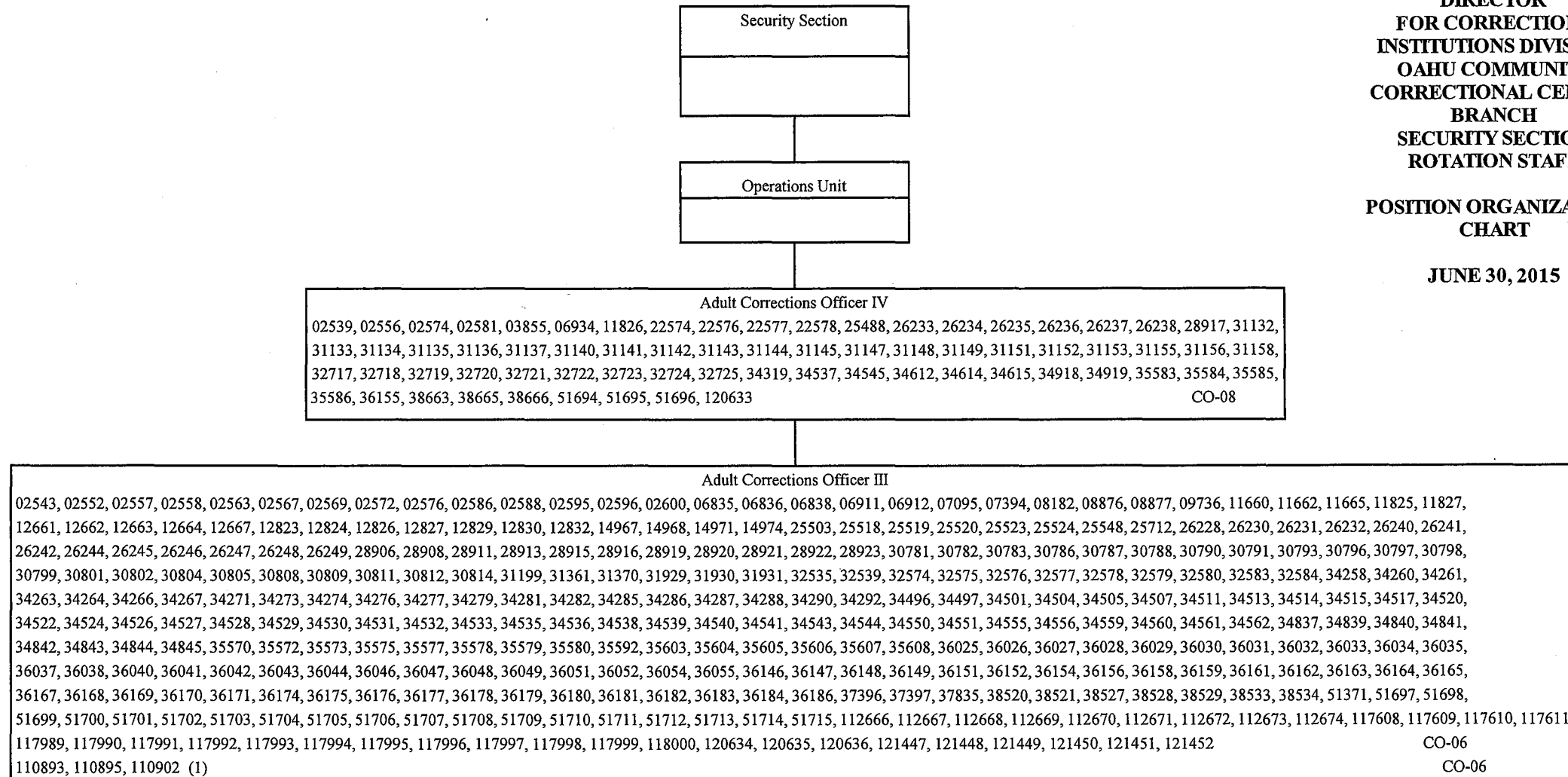
JUNE 30, 2015



**STATE OF HAWAII
DEPARTMENT OF PUBLIC
SAFETY
OFFICE OF THE DEPUTY
DIRECTOR
FOR CORRECTIONS
INSTITUTIONS DIVISION
OAHU COMMUNITY
CORRECTIONAL CENTER
BRANCH
SECURITY SECTION
ROTATION STAFF**

**POSITION ORGANIZATION
CHART**

JUNE 30, 2015

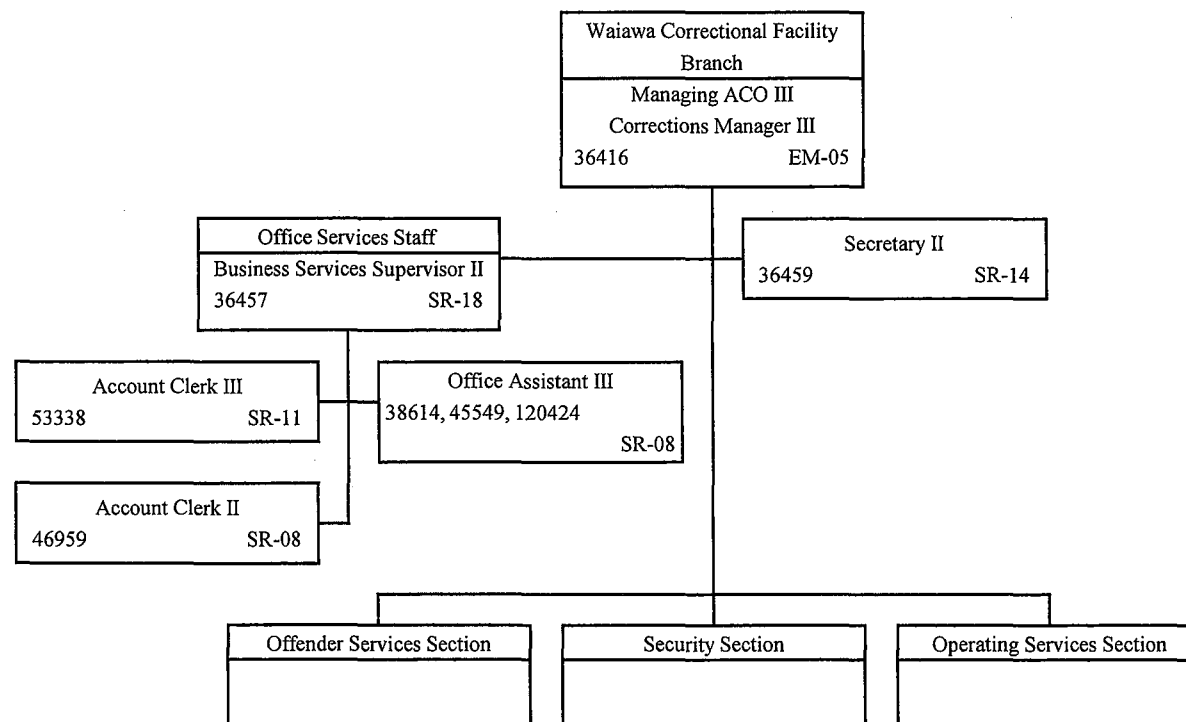


1/ Temporary positions

STATE OF HAWAII
DEPARTMENT OF PUBLIC SAFETY
OFFICE OF THE DEPUTY
DIRECTOR
FOR CORRECTIONS
INSTITUTIONS DIVISION
WAIAWA CORRECTIONAL
FACILITY BRANCH
OFFICE SERVICES STAFF

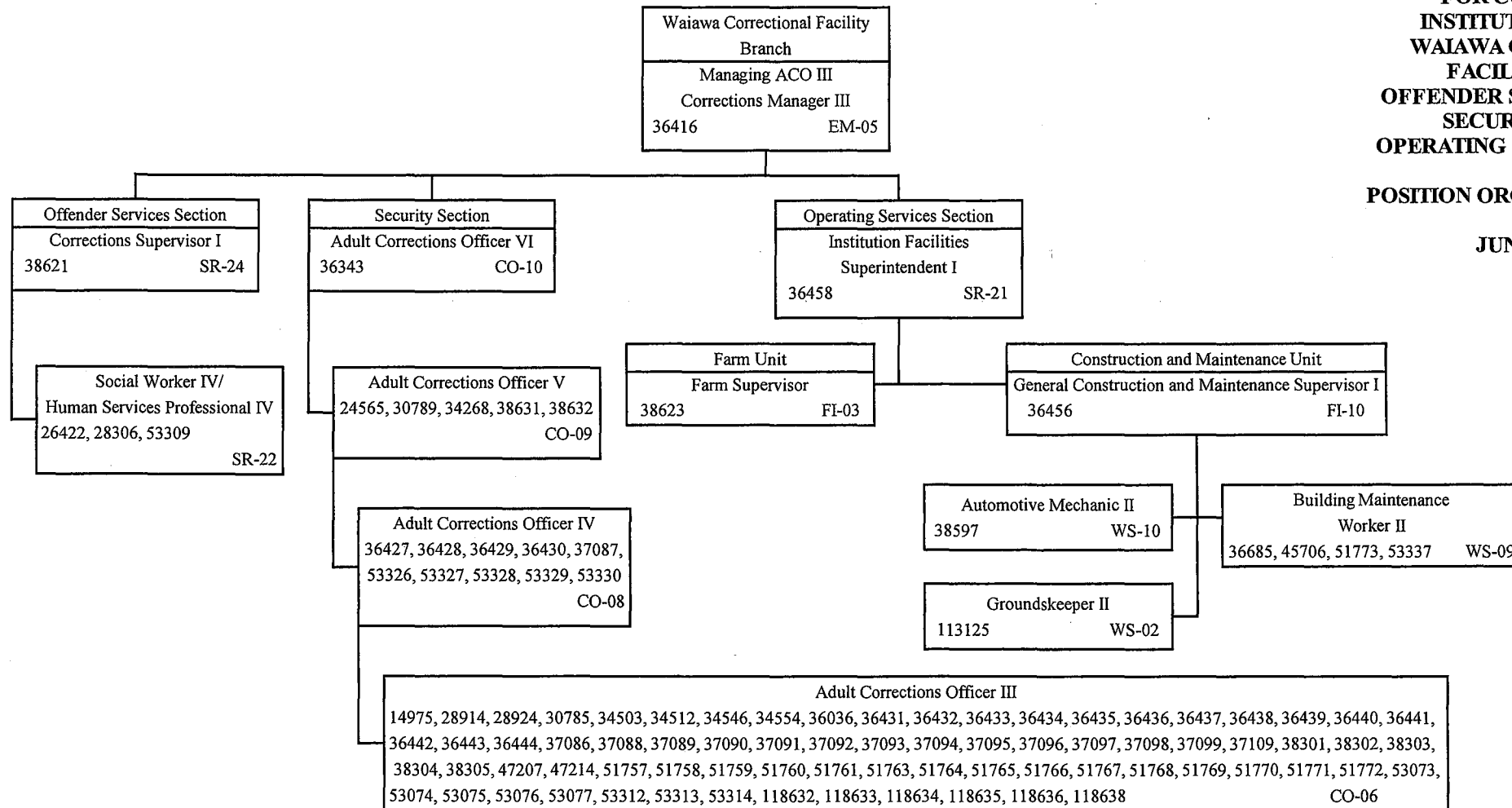
POSITION ORGANIZATION CHART

JUNE 30, 2015



STATE OF HAWAII
DEPARTMENT OF PUBLIC SAFETY
OFFICE OF THE DEPUTY
DIRECTOR
FOR CORRECTIONS
INSTITUTIONS DIVISION
WAIAWA CORRECTIONAL
FACILITY BRANCH
OFFENDER SERVICES SECTION
SECURITY SECTION
OPERATING SERVICES SECTION
POSITION ORGANIZATION CHART

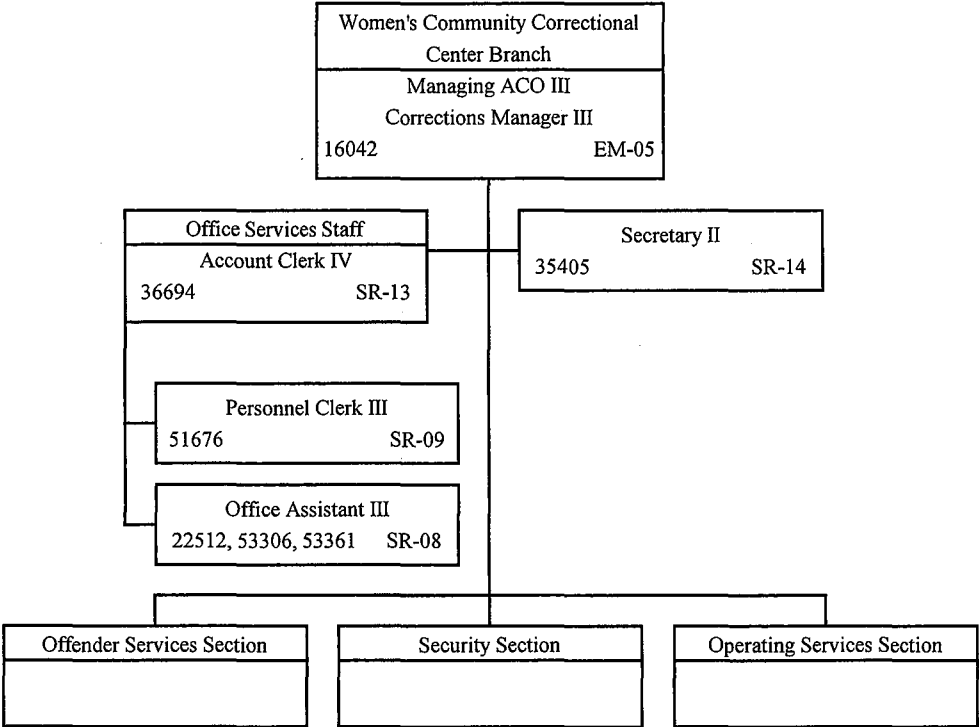
JUNE 30, 2015



STATE OF HAWAII
DEPARTMENT OF PUBLIC SAFETY
OFFICE OF THE DEPUTY
DIRECTOR
FOR CORRECTIONS
INSTITUTIONS DIVISION
WOMEN'S COMMUNITY
CORRECTIONAL
CENTER BRANCH
OFFICE SERVICES STAFF

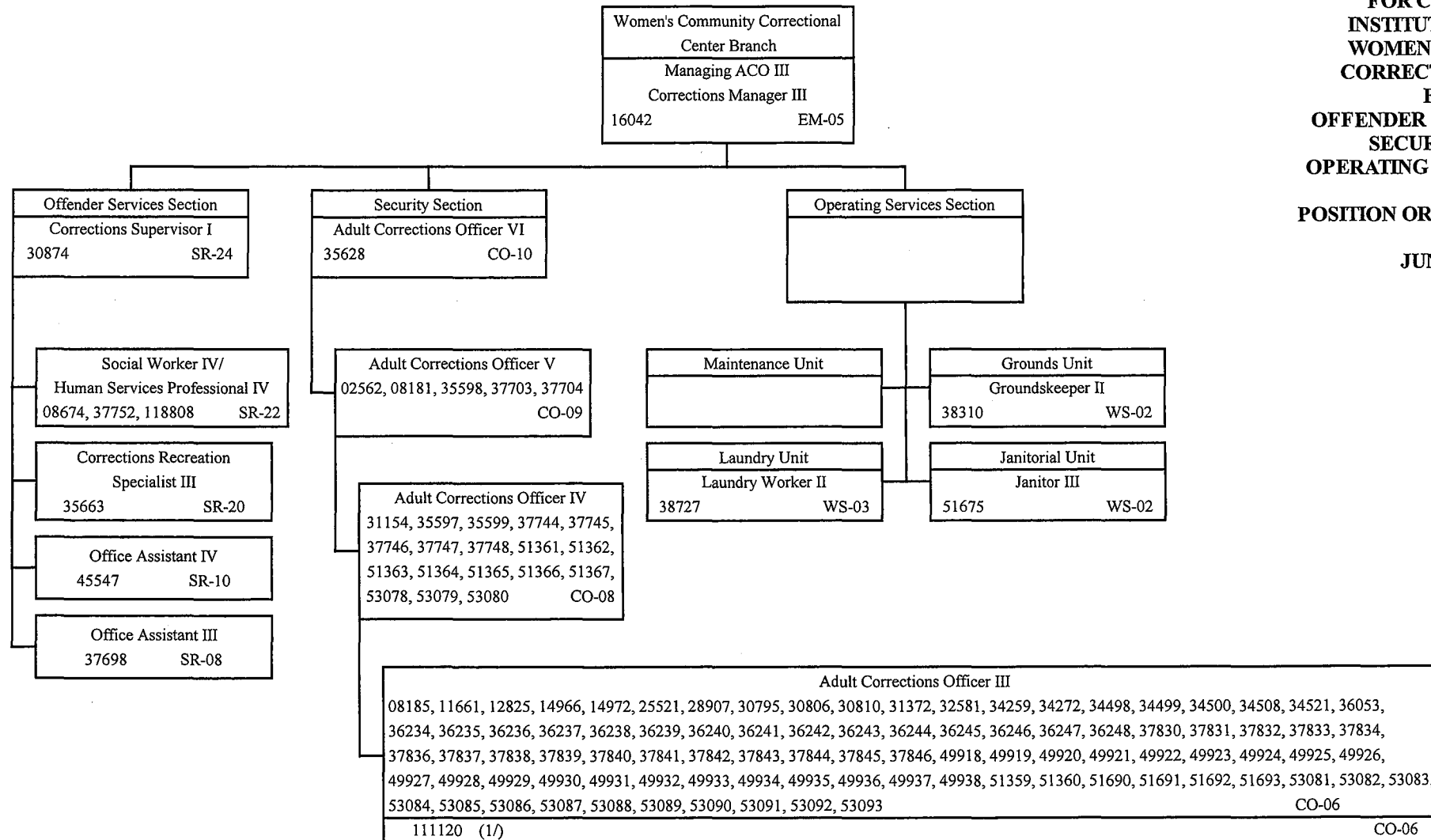
POSITION ORGANIZATION CHART

JUNE 30, 2015



STATE OF HAWAII
DEPARTMENT OF PUBLIC SAFETY
OFFICE OF THE DEPUTY
DIRECTOR
FOR CORRECTIONS
INSTITUTIONS DIVISION
WOMEN'S COMMUNITY
CORRECTIONAL CENTER
BRANCH
OFFENDER SERVICES SECTION
SECURITY SECTION
OPERATING SERVICES SECTION
POSITION ORGANIZATION CHART

JUNE 30, 2015

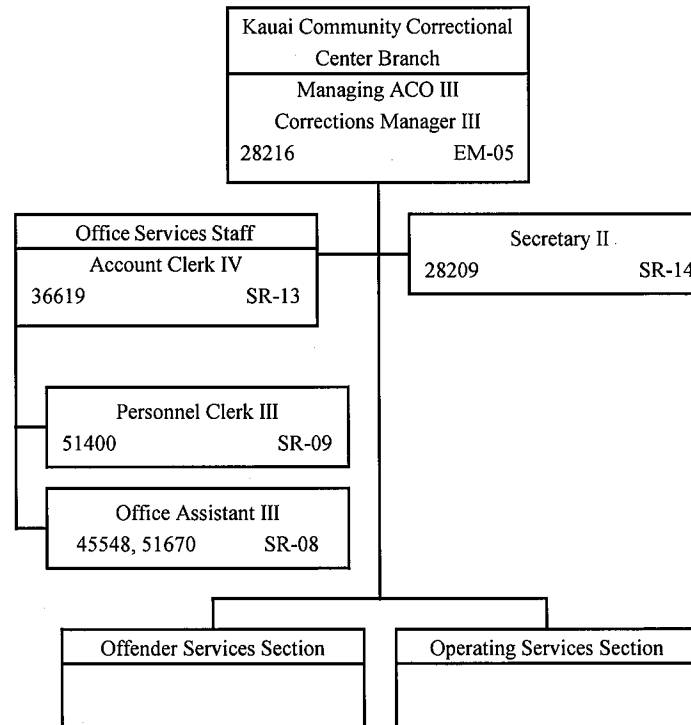


1/ Temporary Position NTE 6/30/2015

STATE OF HAWAII
DEPARTMENT OF PUBLIC SAFETY
OFFICE OF THE DEPUTY
DIRECTOR
FOR CORRECTIONS
INSTITUTIONS DIVISION
KAUAI COMMUNITY
CORRECTIONAL
CENTER BRANCH
OFFICE SERVICES STAFF

POSITION ORGANIZATION CHART

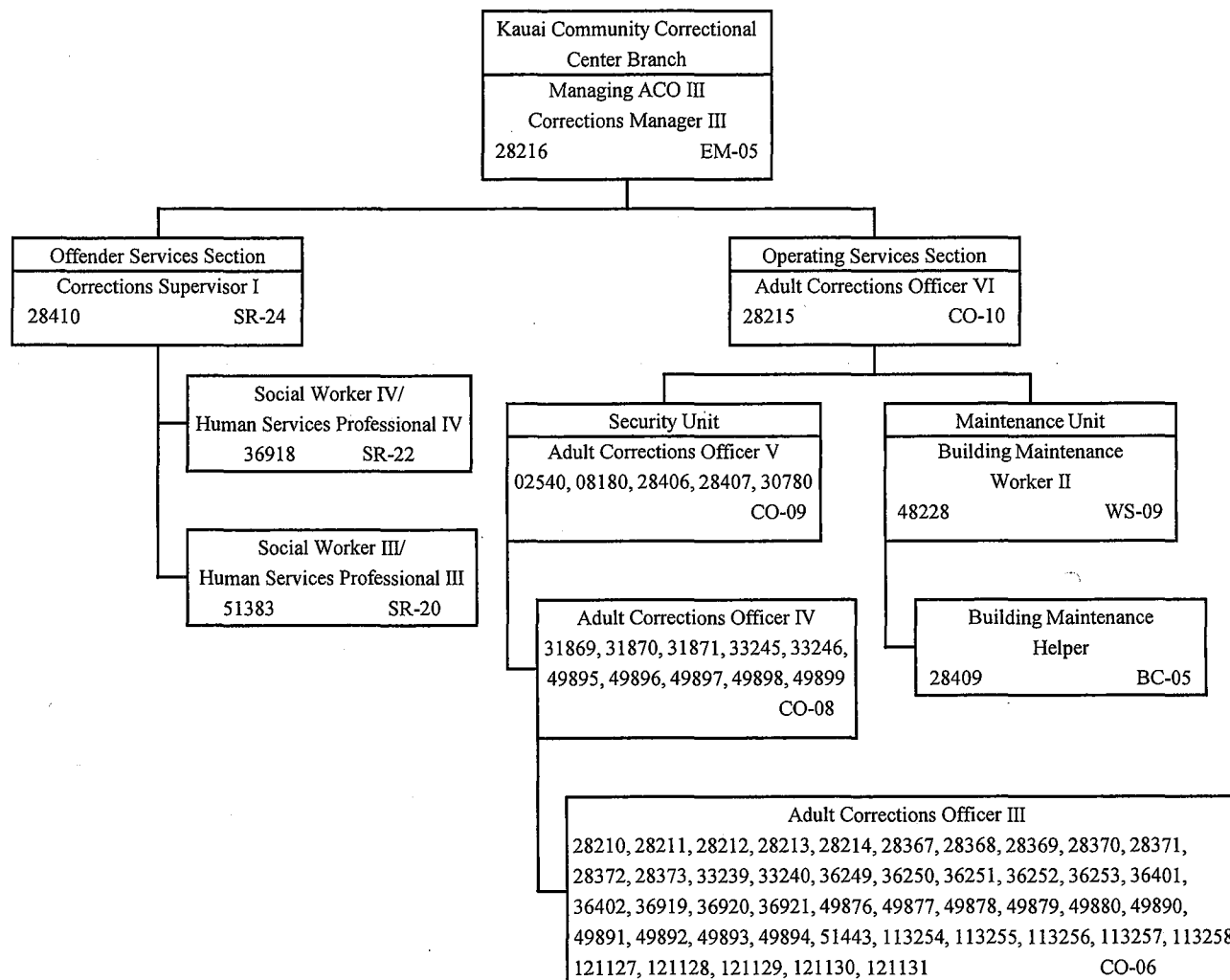
JUNE 30, 2015



STATE OF HAWAII
DEPARTMENT OF PUBLIC SAFETY
OFFICE OF THE DEPUTY
DIRECTOR
FOR CORRECTIONS
INSTITUTIONS DIVISION
KAUAI COMMUNITY
CORRECTIONAL
CENTER BRANCH
OFFENDER SERVICES SECTION
OPERATING SERVICES SECTION

POSITION ORGANIZATION CHART

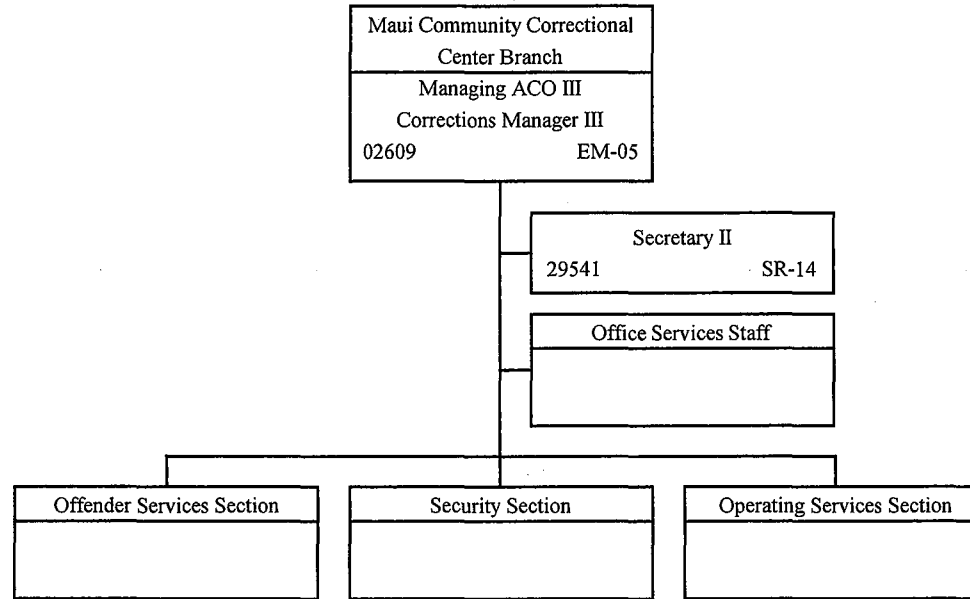
JUNE 30, 2015



STATE OF HAWAII
 DEPARTMENT OF PUBLIC
 SAFETY
 OFFICE OF THE DEPUTY
 DIRECTOR
 FOR CORRECTIONS
 INSTITUTIONS DIVISION
 MAUI COMMUNITY
 CORRECTIONAL
 CENTER BRANCH

POSITION ORGANIZATION
 CHART

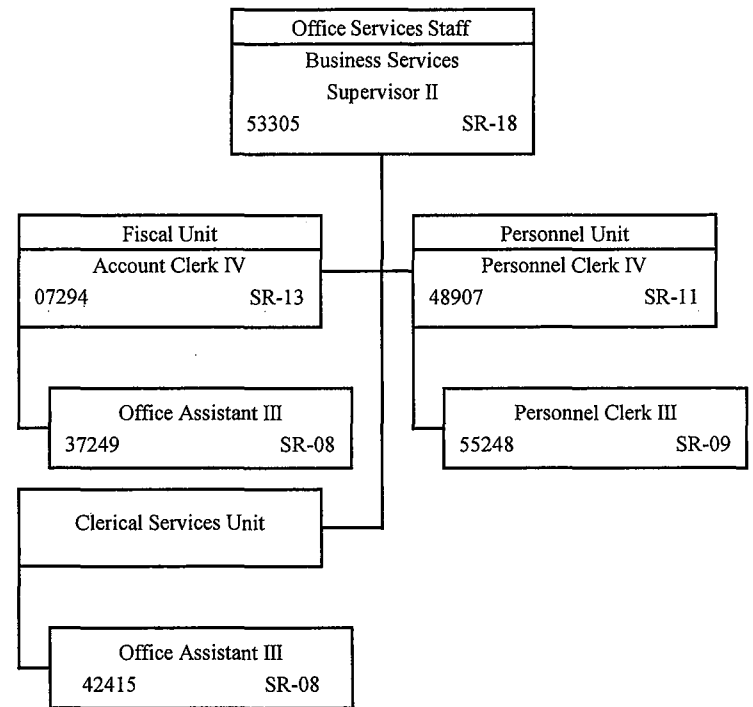
JUNE 30, 2015



STATE OF HAWAII
 DEPARTMENT OF PUBLIC
 SAFETY
 OFFICE OF THE DEPUTY
 DIRECTOR
 FOR CORRECTIONS
 INSTITUTIONS DIVISION
 MAUI COMMUNITY
 CORRECTIONAL
 CENTER BRANCH
 OFFICE SERVICES STAFF

POSITION ORGANIZATION
 CHART

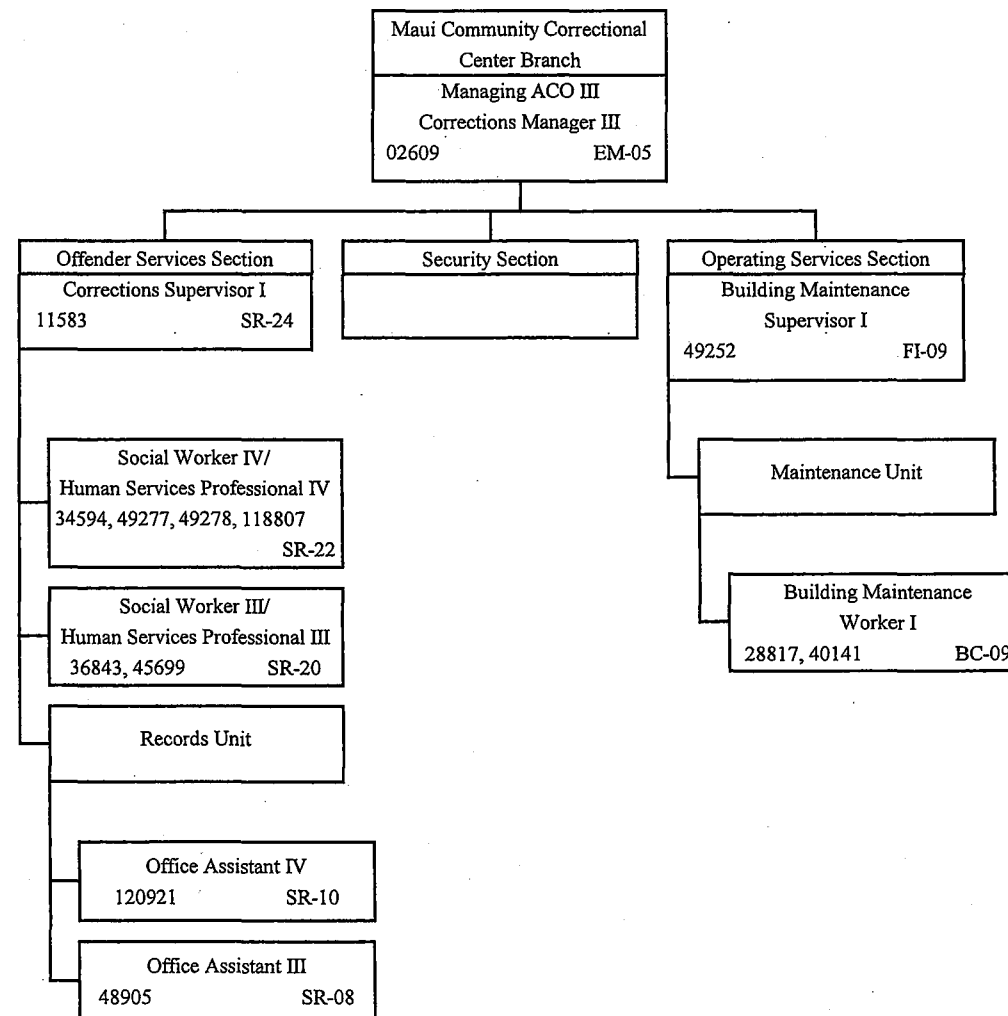
JUNE 30, 2015



STATE OF HAWAII
DEPARTMENT OF PUBLIC SAFETY
OFFICE OF THE DEPUTY
DIRECTOR
FOR CORRECTIONS
INSTITUTIONS DIVISION
MAUI COMMUNITY
CORRECTIONAL
CENTER BRANCH
OFFENDER SERVICES SECTION
OPERATING SERVICES SECTION

POSITION ORGANIZATION CHART

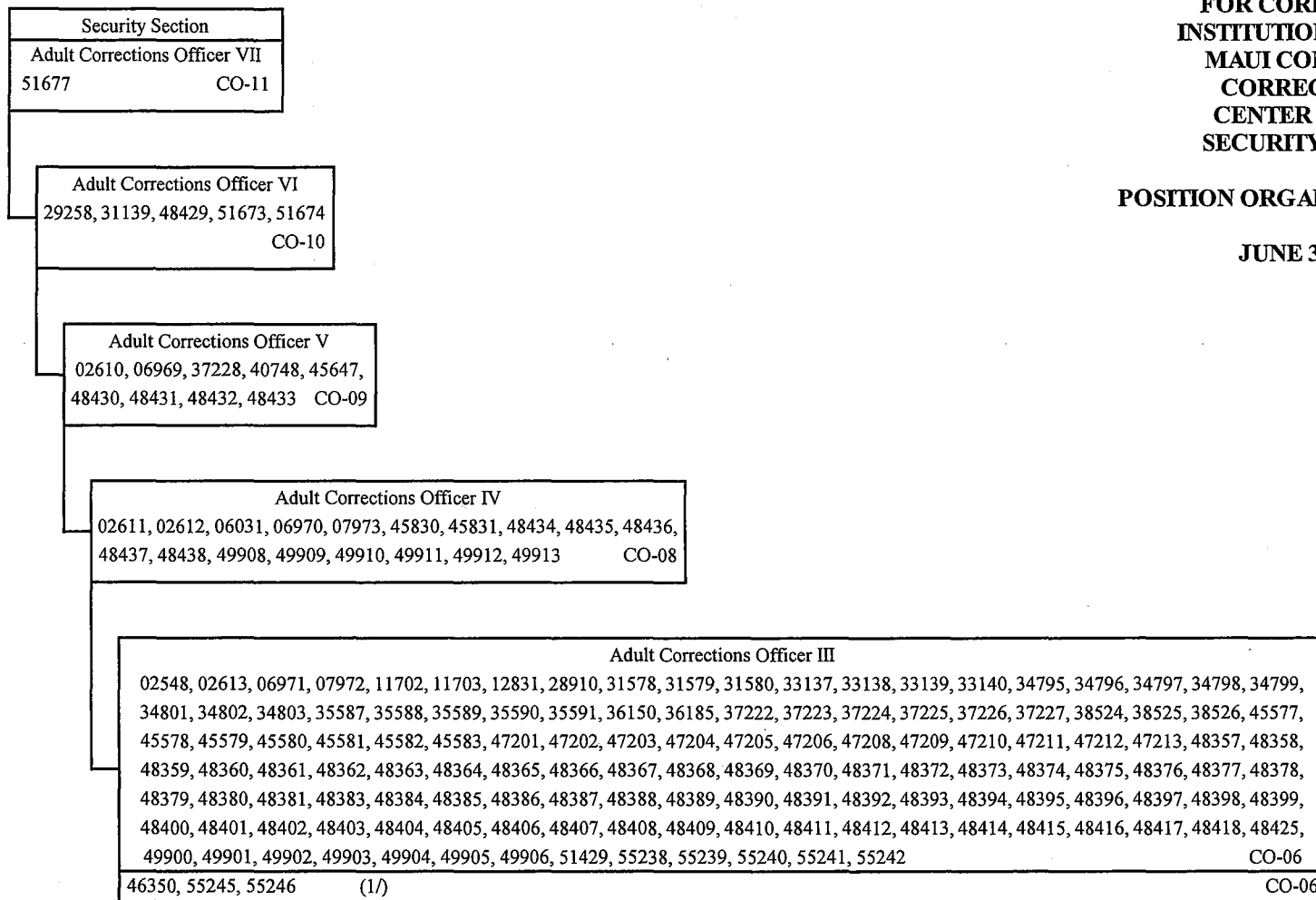
JUNE 30, 2015



STATE OF HAWAII
DEPARTMENT OF PUBLIC SAFETY
OFFICE OF THE DEPUTY
DIRECTOR
FOR CORRECTIONS
INSTITUTIONS DIVISION
MAUI COMMUNITY
CORRECTIONAL
CENTER BRANCH
SECURITY SECTION

POSITION ORGANIZATION CHART

JUNE 30, 2015

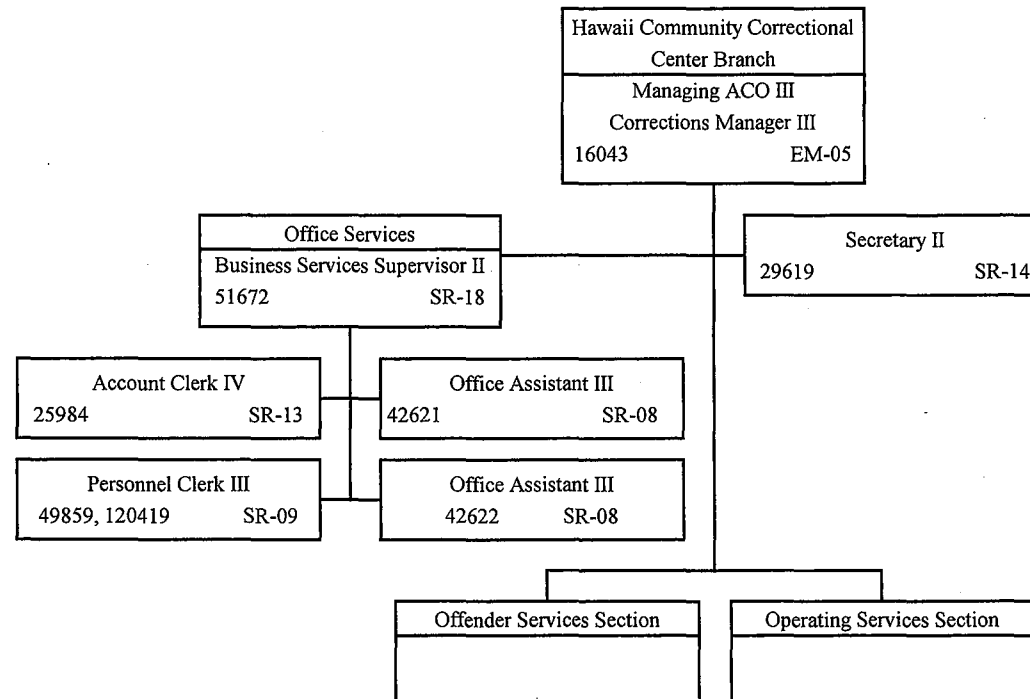


(1/) Temporary Positions - Separate Funding

STATE OF HAWAII
DEPARTMENT OF PUBLIC SAFETY
OFFICE OF THE DEPUTY
DIRECTOR
FOR CORRECTIONS
INSTITUTIONS DIVISION
HAWAII COMMUNITY
CORRECTIONAL
CENTER BRANCH
OFFICE SERVICES STAFF

POSITION ORGANIZATION CHART

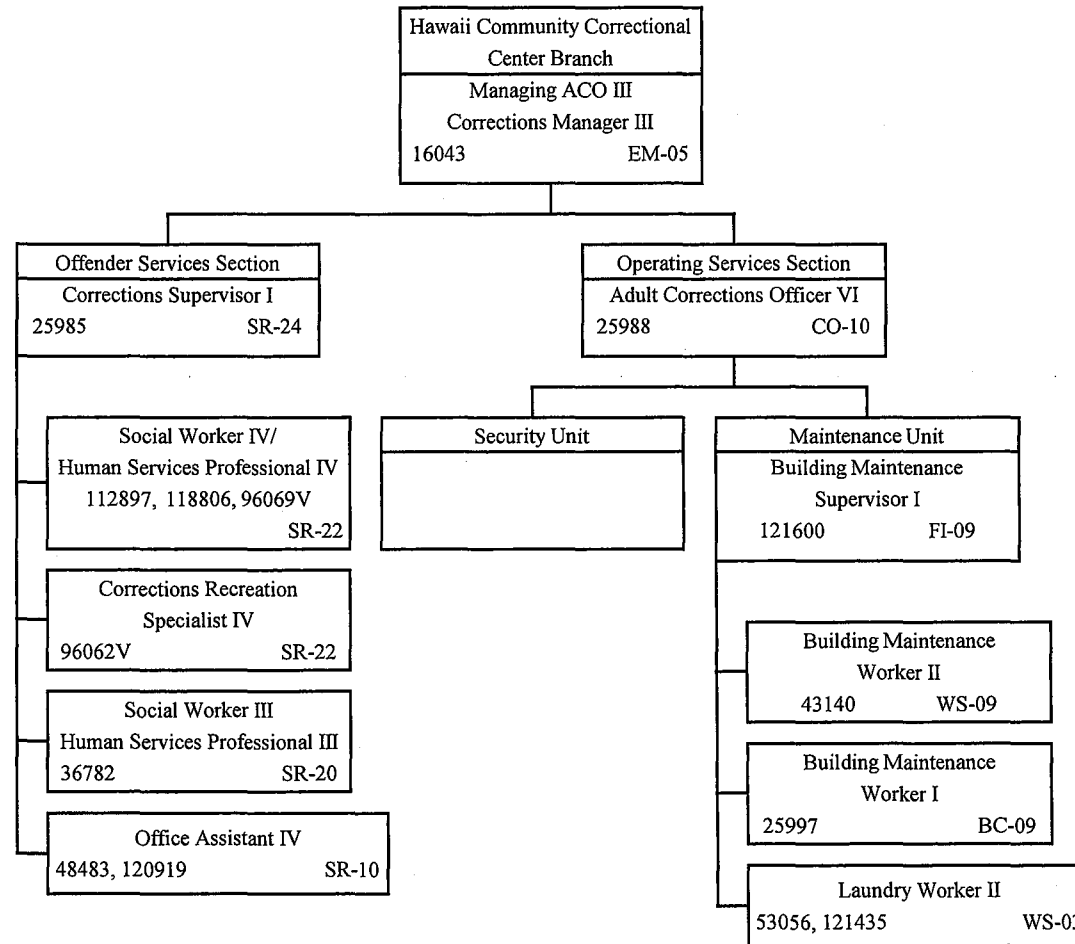
JUNE 30, 2015



STATE OF HAWAII
DEPARTMENT OF PUBLIC SAFETY
OFFICE OF THE DEPUTY
DIRECTOR
FOR CORRECTIONS
INSTITUTIONS DIVISION
HAWAII COMMUNITY
CORRECTIONAL
CENTER BRANCH
OFFENDER SERVICES SECTION
OPERATING SERVICES SECTION

POSITION ORGANIZATION CHART

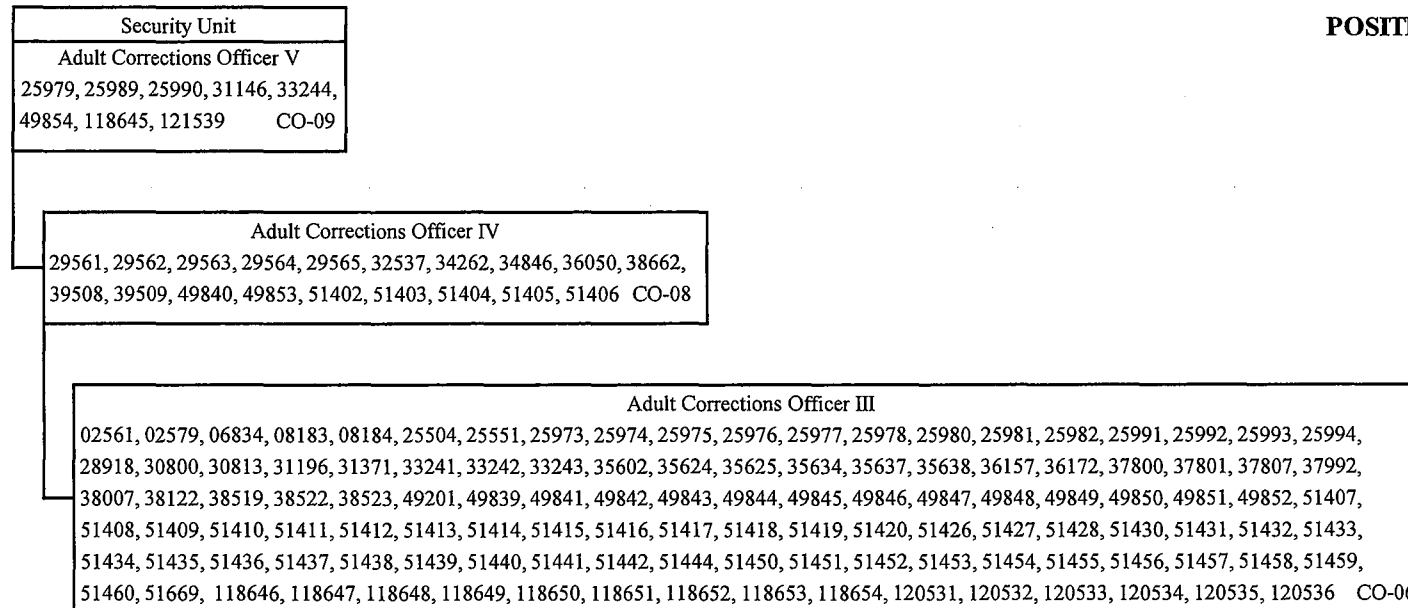
JUNE 30, 2015



STATE OF HAWAII
DEPARTMENT OF PUBLIC SAFETY
OFFICE OF THE DEPUTY
DIRECTOR
FOR CORRECTIONS
INSTITUTIONS DIVISION
HAWAII COMMUNITY
CORRECTIONAL
CENTER BRANCH
SECURITY UNIT

POSITION ORGANIZATION CHART

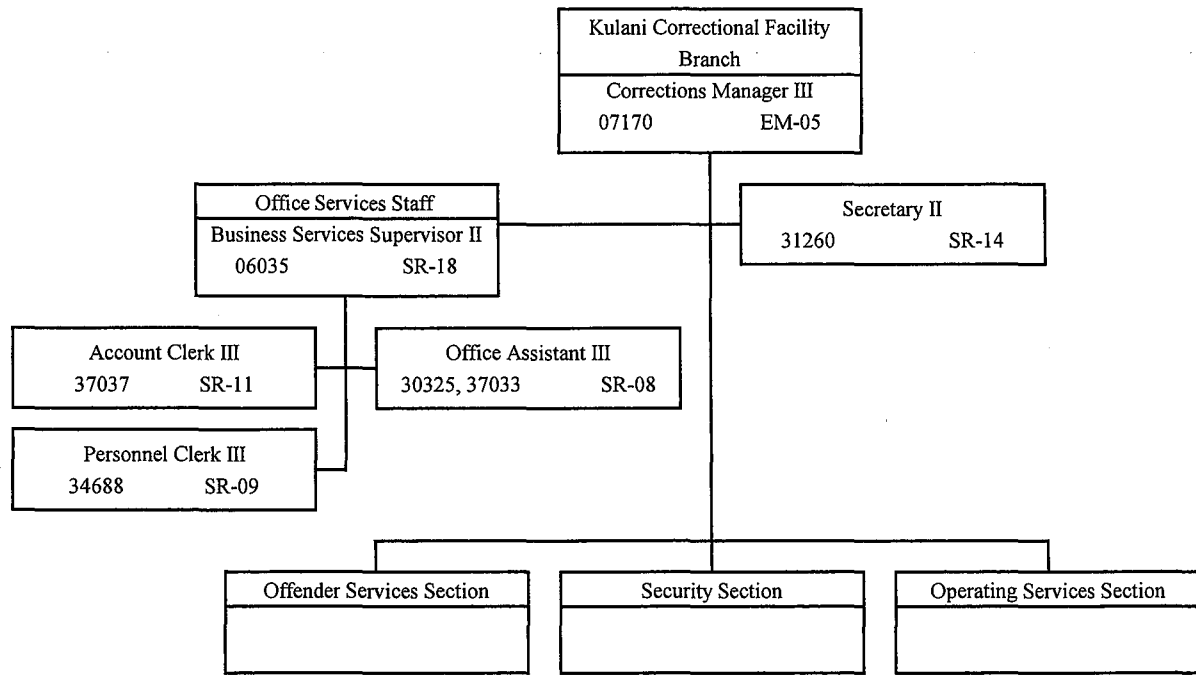
JUNE 30, 2015



STATE OF HAWAII
DEPARTMENT OF PUBLIC SAFETY
OFFICE OF THE DEPUTY
DIRECTOR
FOR CORRECTIONS
INSTITUTIONS DIVISION
KULANI CORRECTIONAL
FACILITY BRANCH
OFFICE SERVICES STAFF

POSITION ORGANIZATION CHART

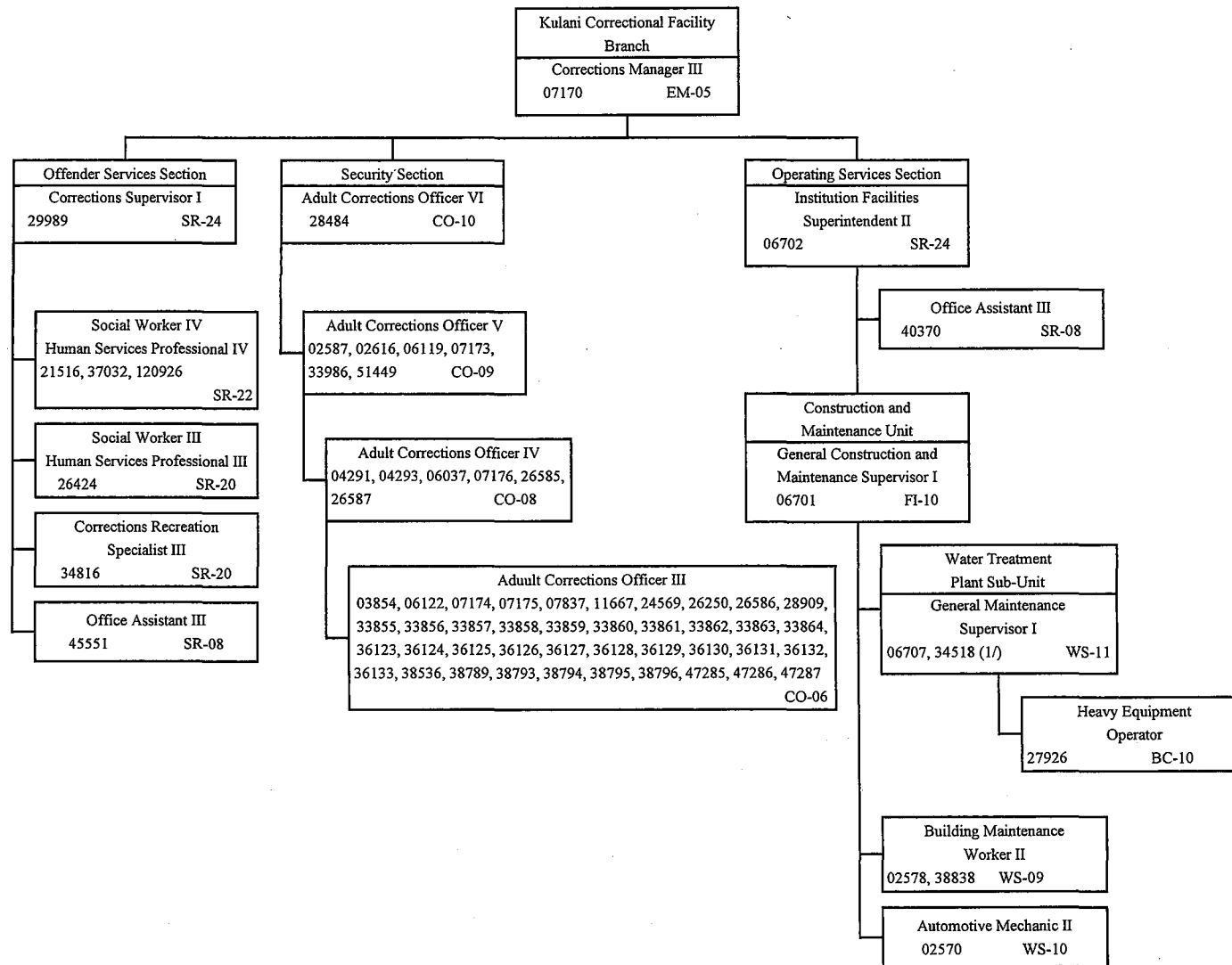
JUNE 30, 2015



STATE OF HAWAII
DEPARTMENT OF PUBLIC SAFETY
OFFICE OF THE DEPUTY
DIRECTOR
FOR CORRECTIONS
INSTITUTIONS DIVISION
KULANI CORRECTIONAL
FACILITY BRANCH
OFFENDER SERVICES SECTION
SECURITY SECTION
OPERATING SERVICES SECTION

POSITION ORGANIZATION CHART

JUNE 30, 2015

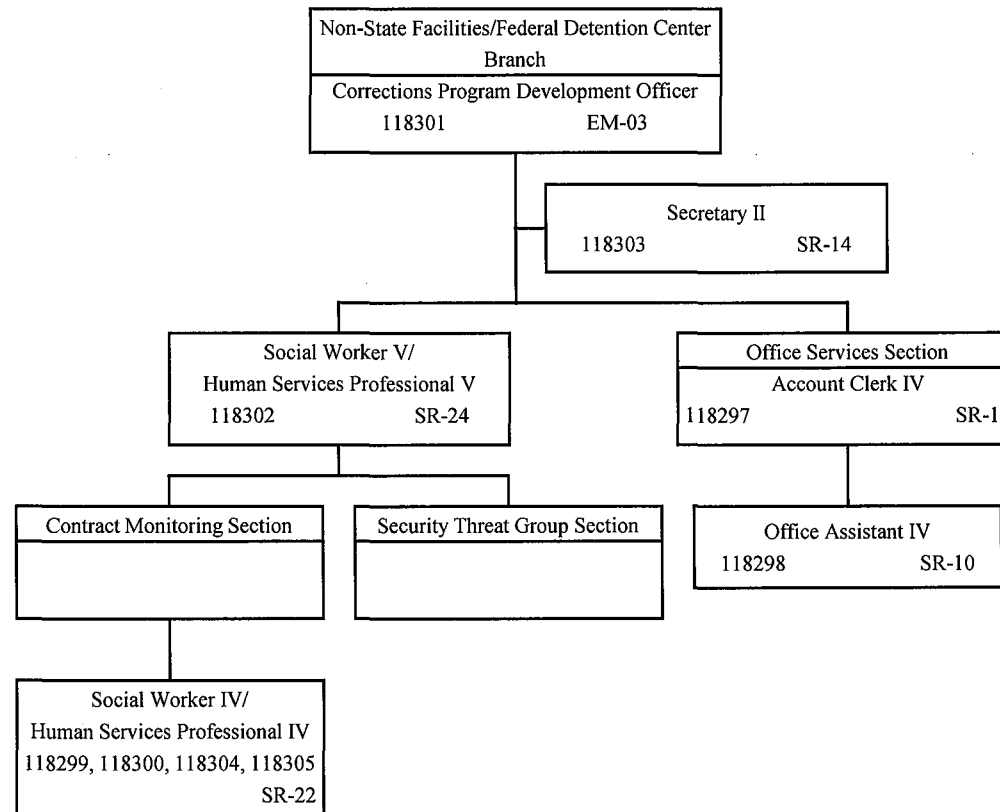


1/ Position No. 34518 to be
redescribed

STATE OF HAWAII
DEPARTMENT OF PUBLIC
SAFETY
OFFICE OF THE DEPUTY
DIRECTOR
FOR CORRECTIONS
INSTITUTIONS DIVISION
NON-STATE
FACILITIES/FEDERAL
DETENTION CENTER BRANCH

POSITION ORGANIZATION
CHART

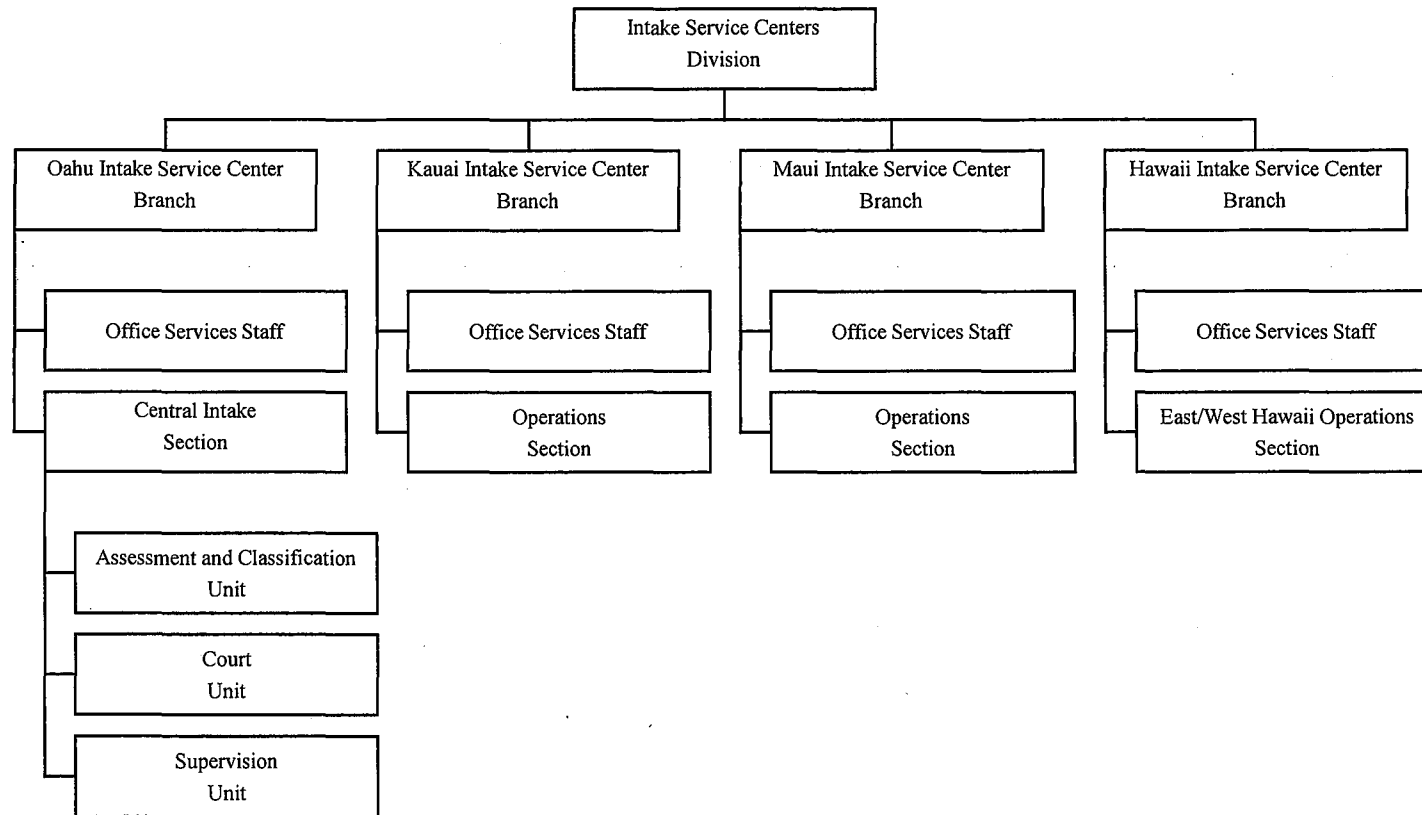
JUNE 30, 2015



STATE OF HAWAII
DEPARTMENT OF PUBLIC SAFETY
OFFICE OF THE DEPUTY DIRECTOR
FOR CORRECTIONS
INTAKE SERVICE CENTERS DIVISION

ORGANIZATION CHART

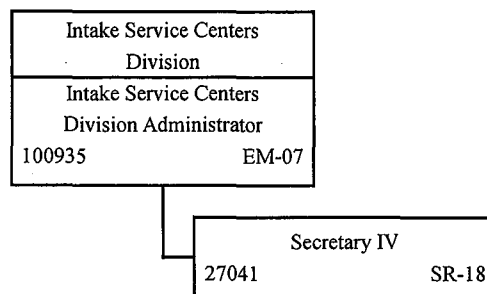
JUNE 30, 2015



STATE OF HAWAII
DEPARTMENT OF PUBLIC SAFETY
OFFICE OF THE DEPUTY DIRECTOR
FOR CORRECTIONS
INTAKE SERVICE CENTERS DIVISION

POSITION ORGANIZATION CHART

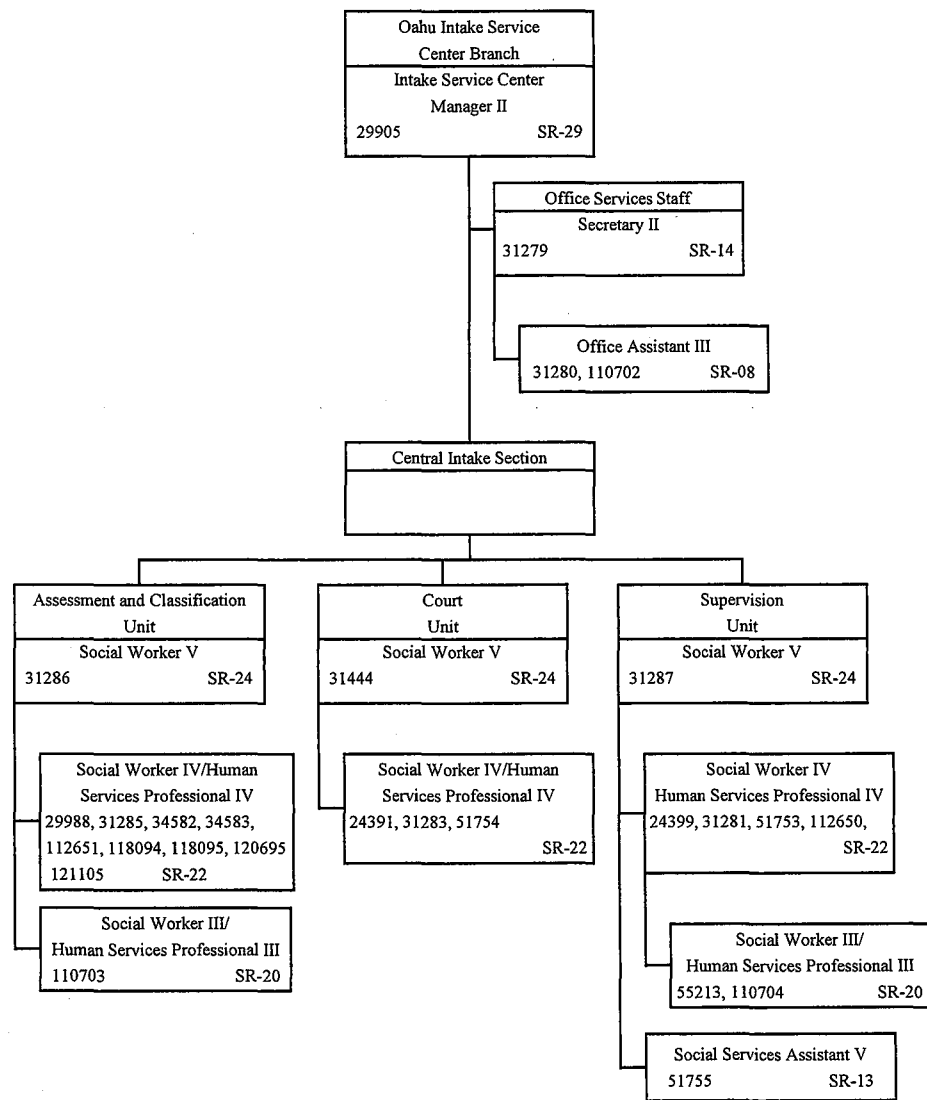
JUNE 30, 2015



STATE OF HAWAII
 DEPARTMENT OF PUBLIC SAFETY
 OFFICE OF THE DEPUTY DIRECTOR
 FOR CORRECTIONS
 INTAKE SERVICE CENTER DIVISION
 OAHU INTAKE SERVICE CENTER BRANCH

POSITION ORGANIZATION CHART

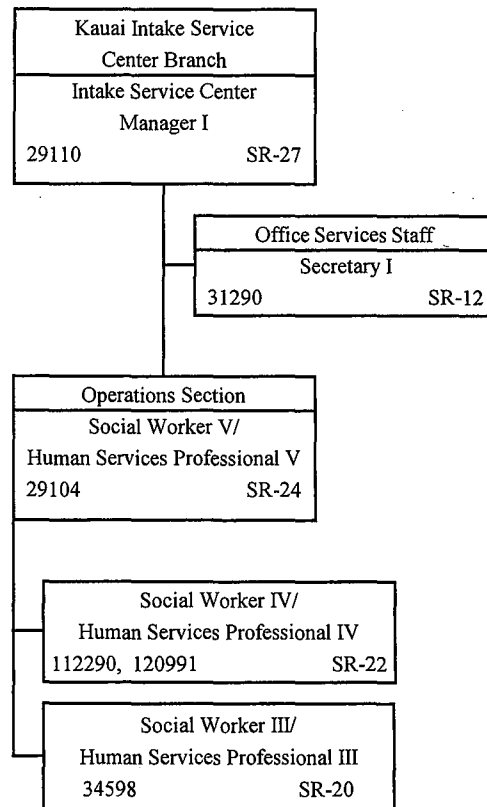
JUNE 30, 2015



STATE OF HAWAII
DEPARTMENT OF PUBLIC SAFETY
OFFICE OF THE DEPUTY DIRECTOR
FOR CORRECTIONS
INTAKE SERVICE CENTER DIVISION
KAUAI INTAKE SERVICE CENTER BRANCH

POSITION ORGANIZATION CHART

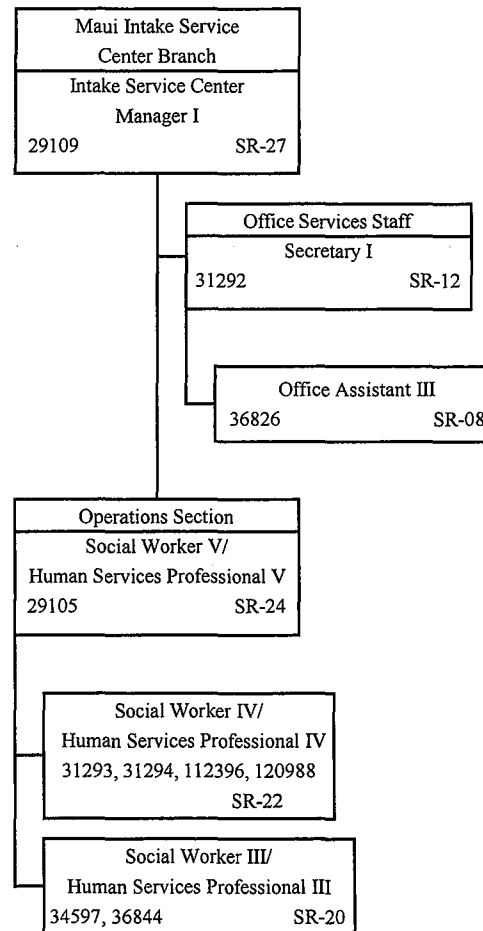
JUNE 30, 2015



STATE OF HAWAII
DEPARTMENT OF PUBLIC SAFETY
OFFICE OF THE DEPUTY DIRECTOR
FOR CORRECTIONS
INTAKE SERVICE CENTERs DIVISION
MAUI INTAKE SERVICE CENTER BRANCH

POSITION ORGANIZATION CHART

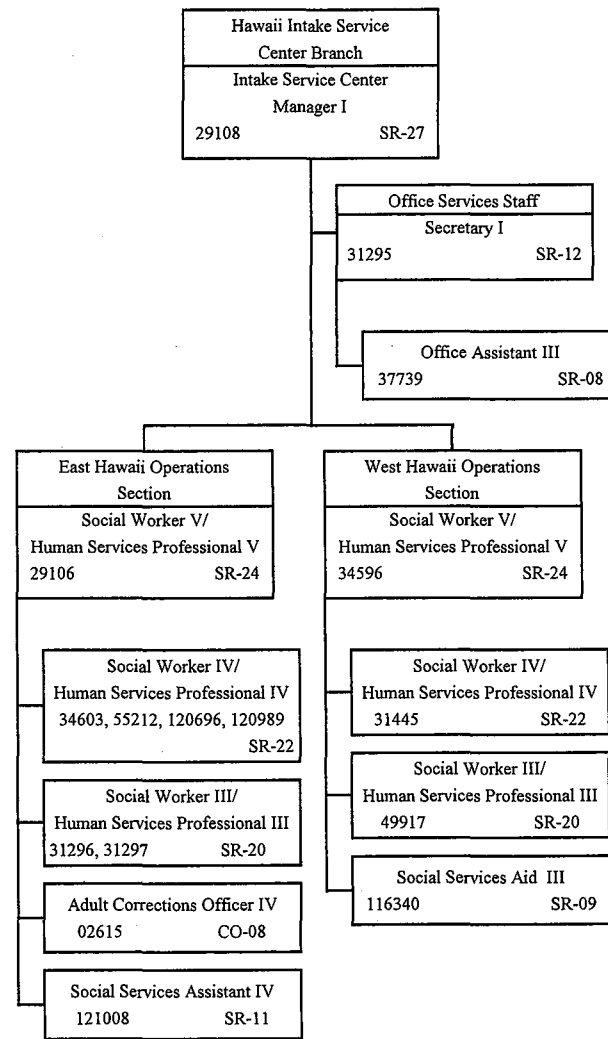
JUNE 30, 2015



STATE OF HAWAII
 DEPARTMENT OF PUBLIC SAFETY
 OFFICE OF THE DEPUTY DIRECTOR
 FOR CORRECTIONS
 INTAKE SERVICE CENTERS DIVISION
 HAWAII INTAKE CENTER BRANCH

POSITION ORGANIZATION CHART

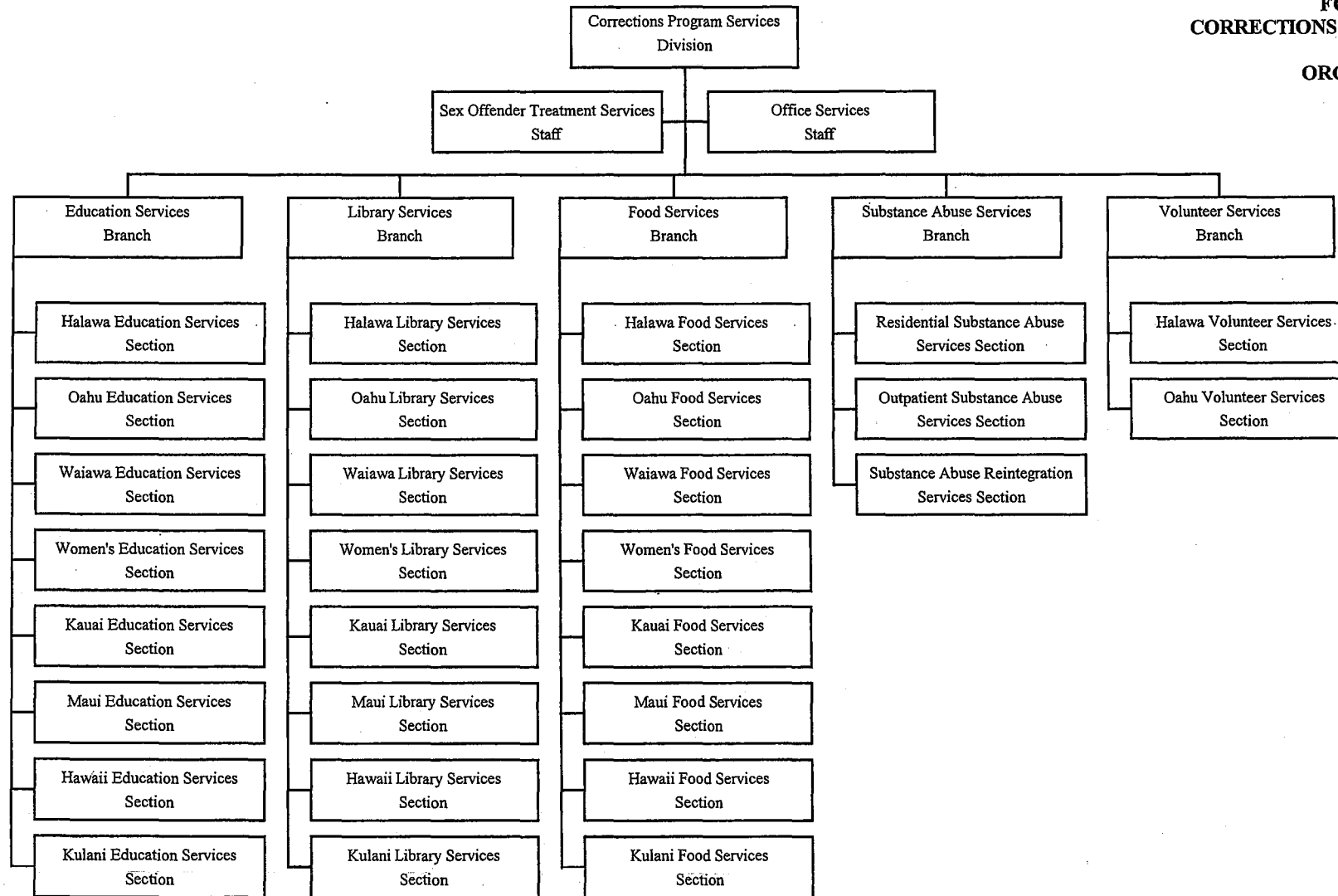
JUNE 30, 2015



**STATE OF HAWAII
DEPARTMENT OF PUBLIC SAFETY
OFFICE OF THE DEPUTY DIRECTOR
FOR CORRECTIONS
CORRECTIONS PROGRAM SERVICES DIVISION**

ORGANIZATION CHART

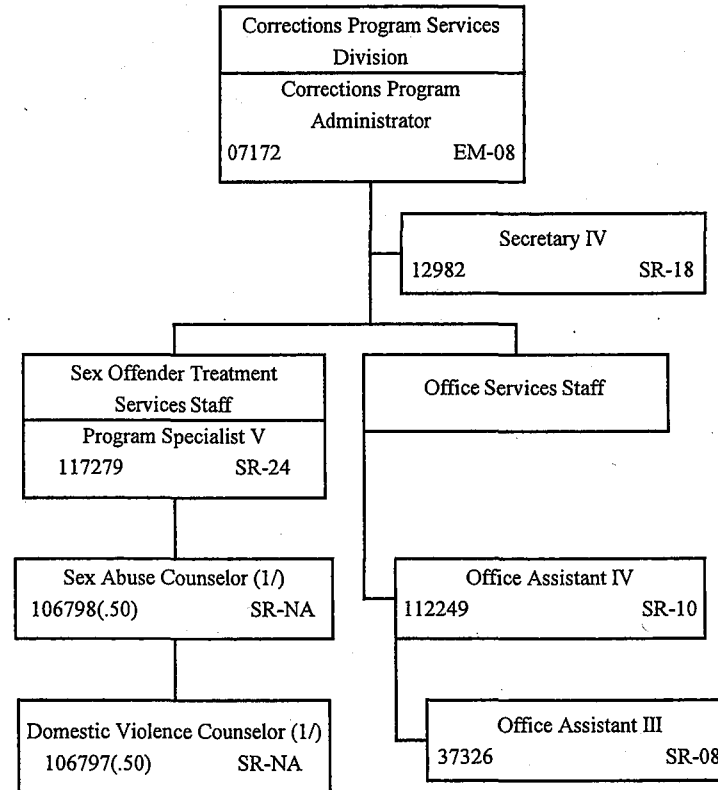
JUNE 30, 2015



**STATE OF HAWAII
DEPARTMENT OF PUBLIC SAFETY
OFFICE OF THE DEPUTY DIRECTOR
FOR CORRECTIONS
CORRECTIONS PROGRAM SERVICES DIVISION**

POSITION ORGANIZATION CHART

JUNE 30, 2015

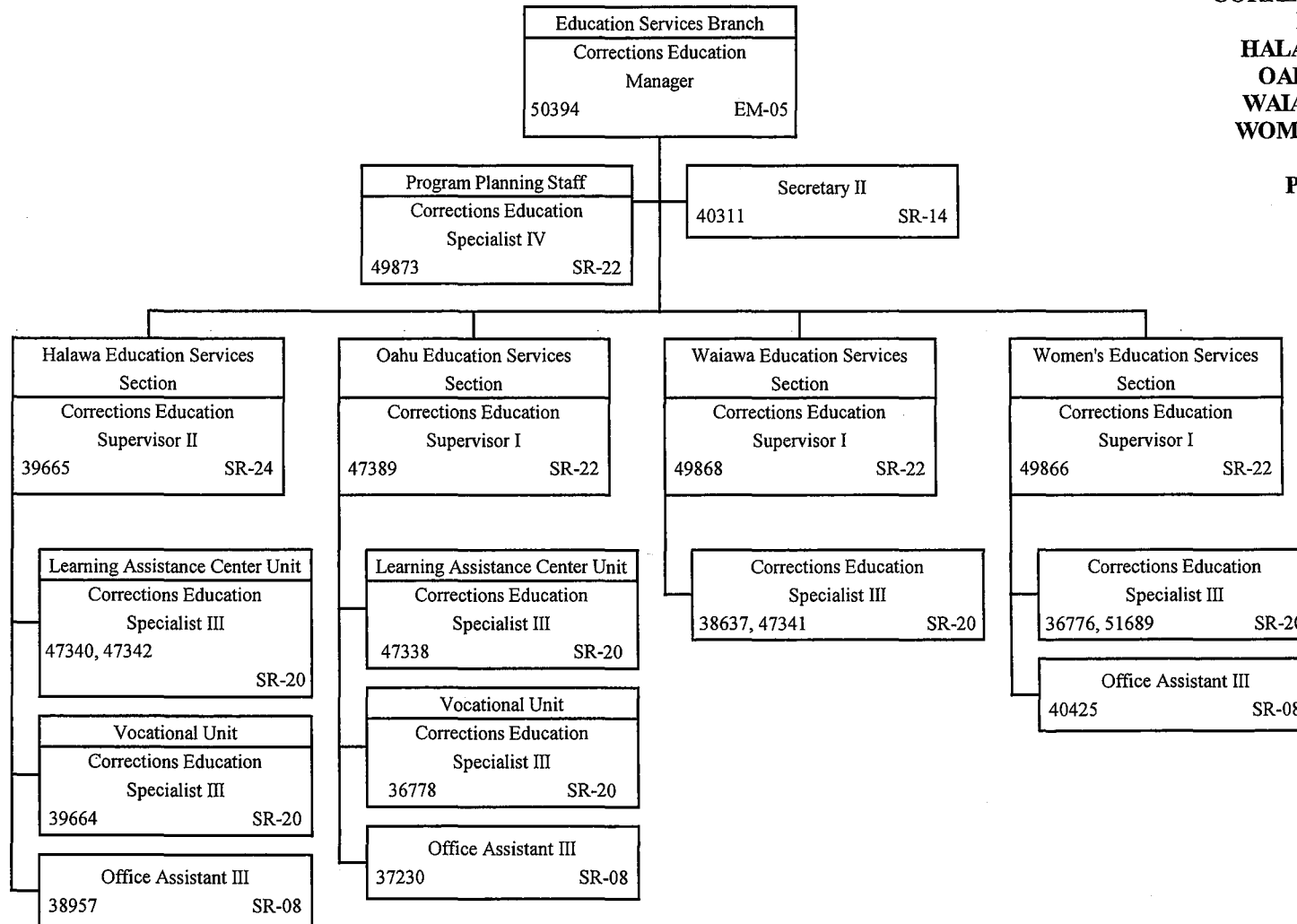


1/ Exempt Position

STATE OF HAWAII
DEPARTMENT OF PUBLIC SAFETY
OFFICE OF THE DEPUTY DIRECTOR
FOR CORRECTIONS
CORRECTIONS PROGRAM SERVICES DIVISION
EDUCATION SERVICES BRANCH
HALAWA EDUCATION SERVICES SECTION
OAHU EDUCATION SERVICES SECTION
WAIAWA EDUCATION SERVICES SECTION
WOMEN'S EDUCATION SERVICES SECTION

POSITION ORGANIZATION CHART

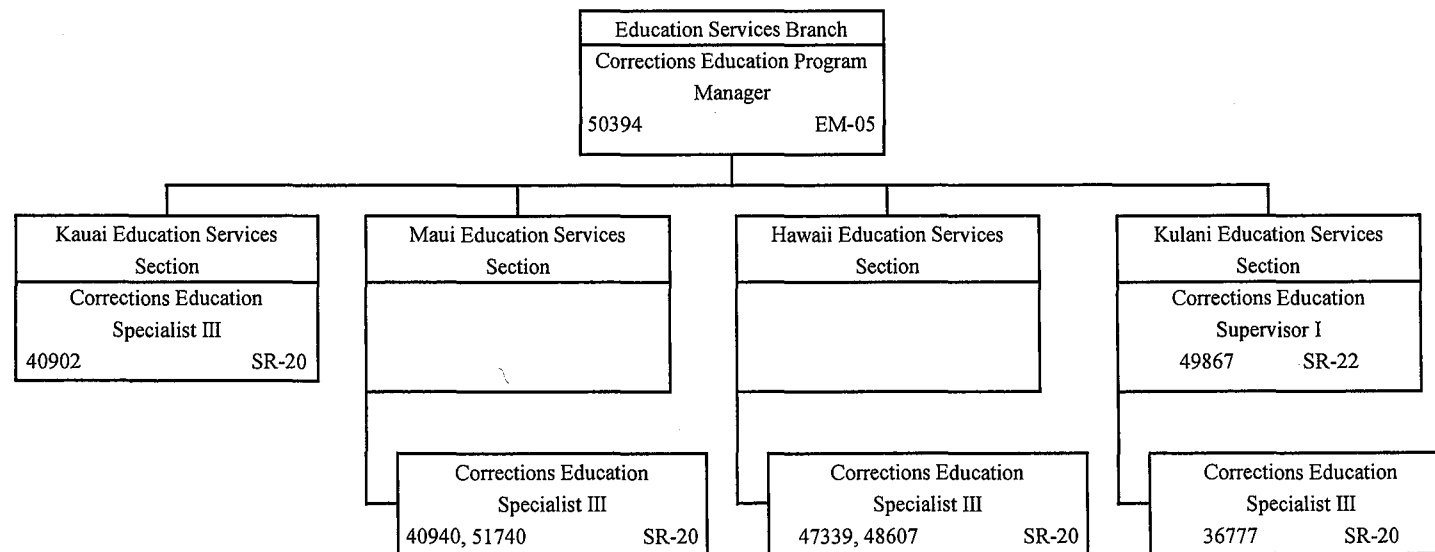
JUNE 30, 2015



STATE OF HAWAII
DEPARTMENT OF PUBLIC SAFETY
OFFICE OF THE DEPUTY DIRECTOR
FOR CORRECTIONS
CORRECTIONS PROGRAM SERVICES DIVISION
EDUCATION SERVICES BRANCH
KAUAI EDUCATION SERVICES SECTION
MAUI EDUCATION SERVICES SECTION
HAWAII EDUCATION SERVICES SECTION
KULANI EDUCATION SERVICES SECTION

POSITION ORGANIZATION CHART

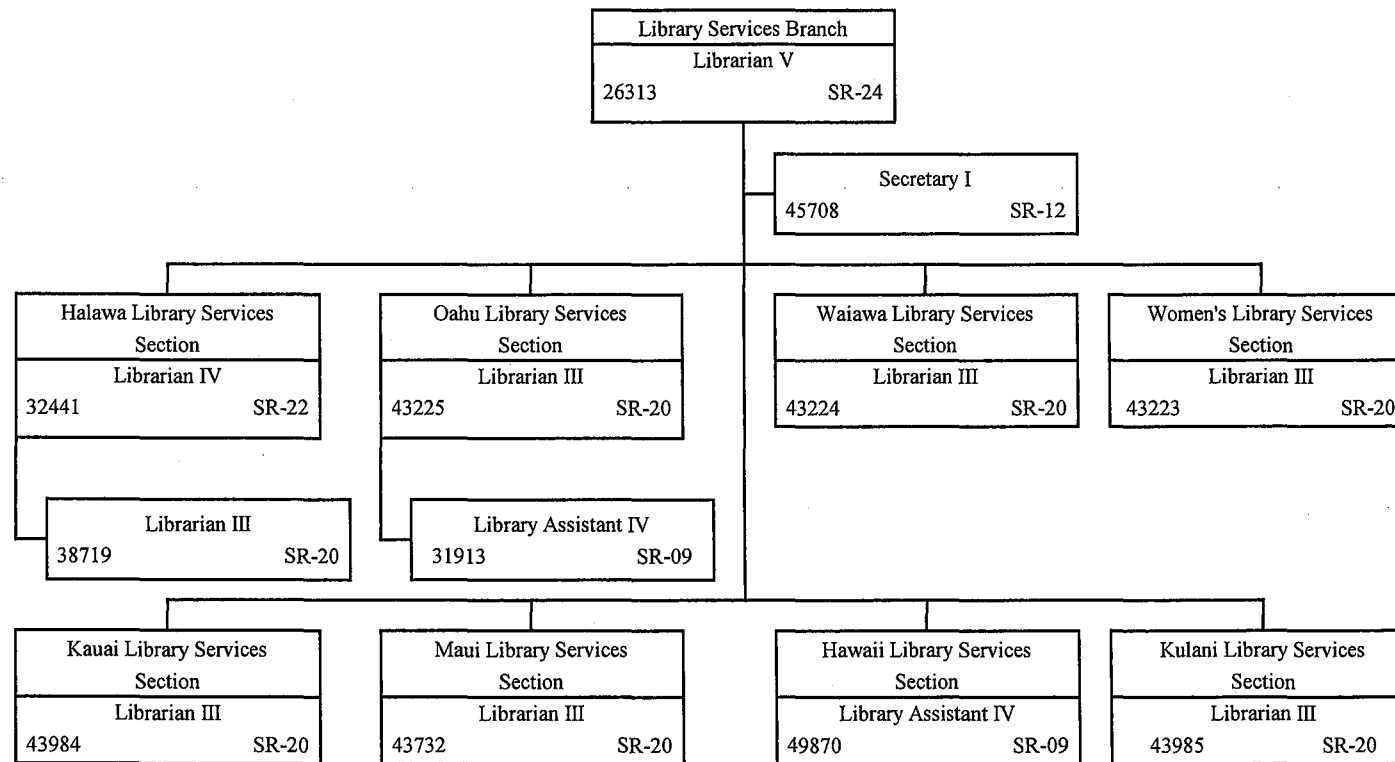
JUNE 30, 2015



**STATE OF HAWAII
DEPARTMENT OF PUBLIC SAFETY
OFFICE OF THE DEPUTY DIRECTOR
FOR CORRECTIONS
CORRECTIONS PROGRAM SERVICES DIVISION
LIBRARY SERVICES BRANCH**

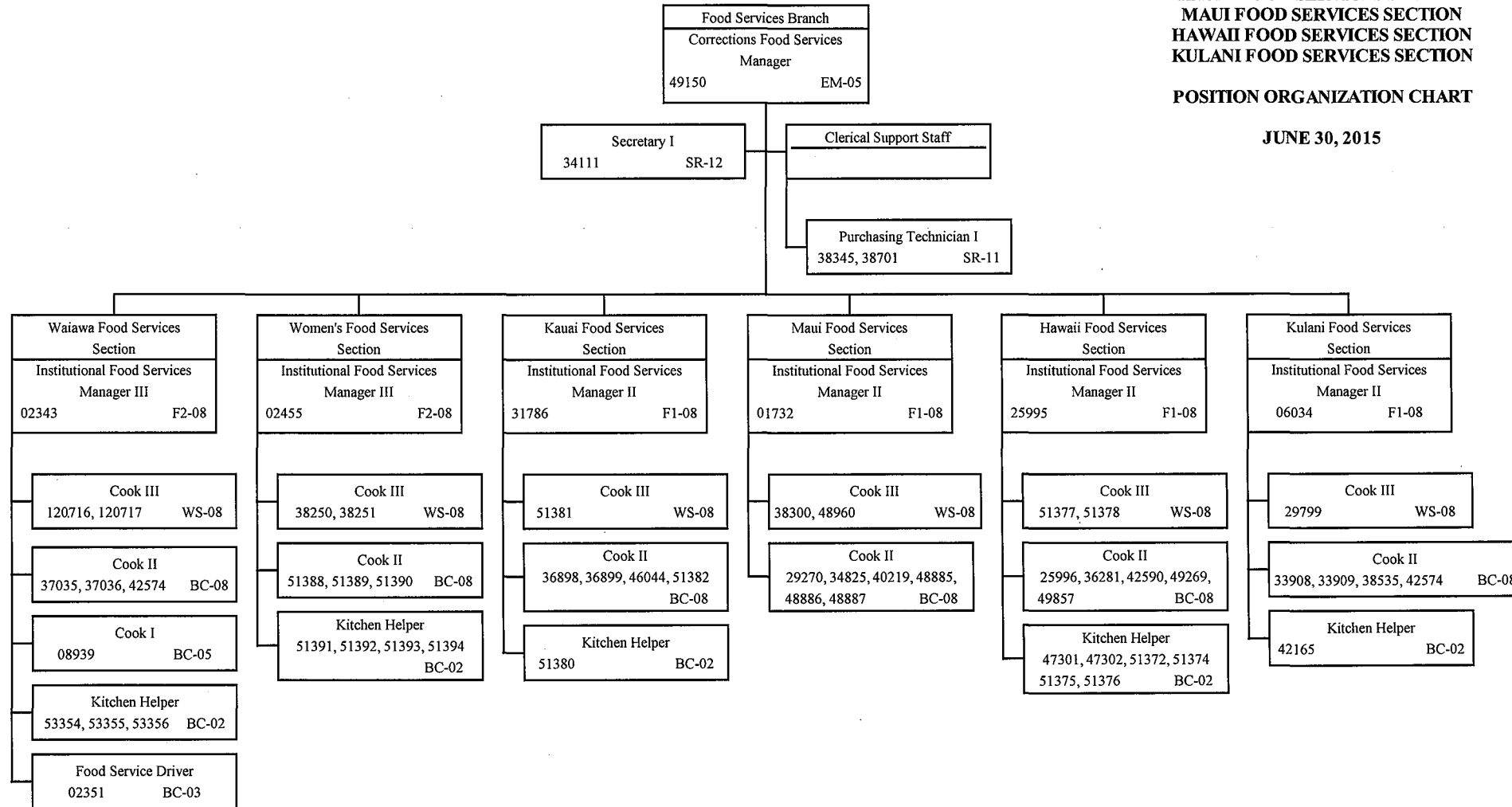
POSITION ORGANIZATION CHART

JUNE 30, 2015



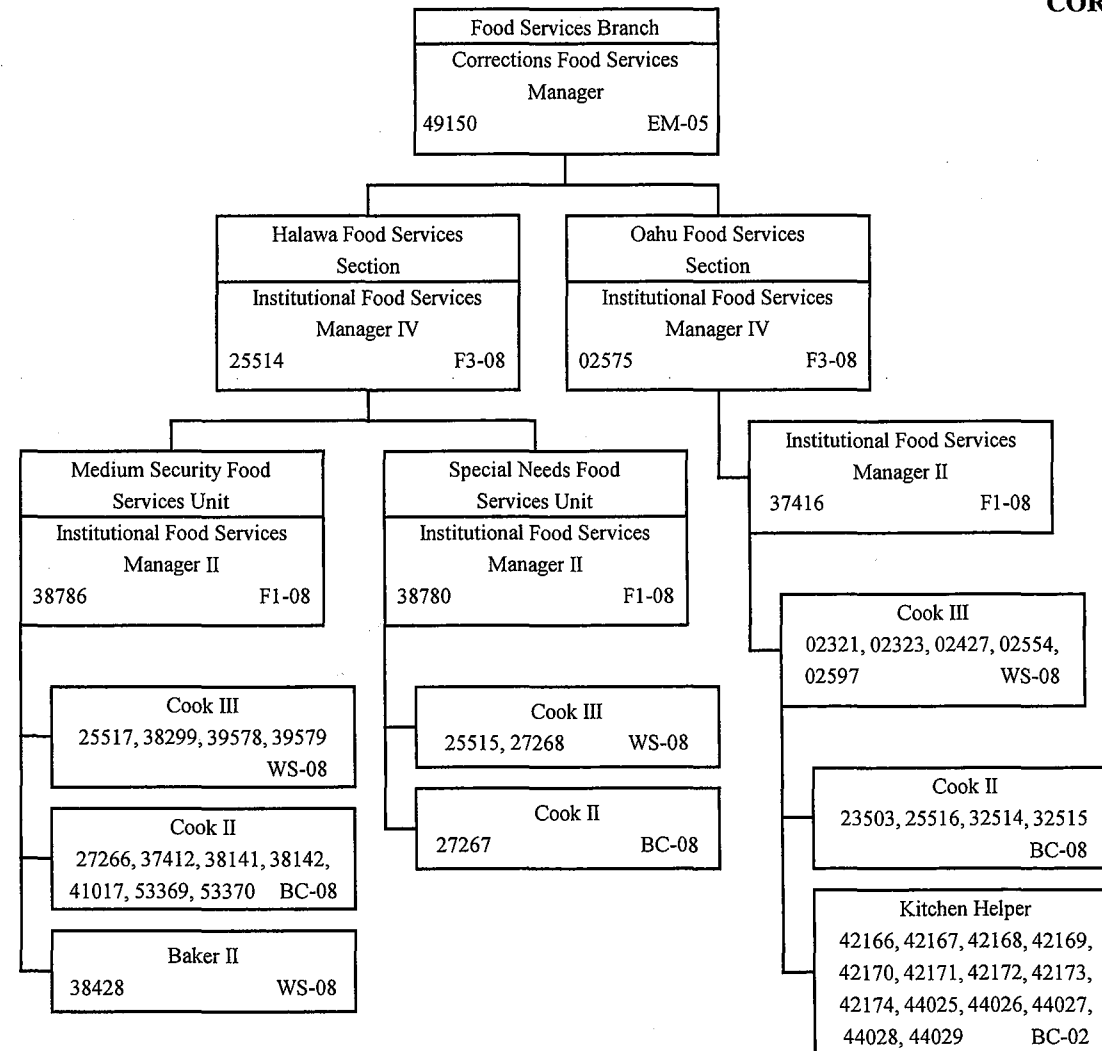
STATE OF HAWAII
DEPARTMENT OF PUBLIC SAFETY
OFFICE OF THE DEPUTY DIRECTOR
FOR CORRECTIONS
CORRECTIONS PROGRAM SERVICES DIVISION
FOOD SERVICES BRANCH
WAIAWA FOOD SERVICES SECTION
WOMEN'S FOOD SERVICES SECTION
KAUAI FOOD SERVICES SECTION
MAUI FOOD SERVICES SECTION
HAWAII FOOD SERVICES SECTION
KULANI FOOD SERVICES SECTION
POSITION ORGANIZATION CHART

JUNE 30, 2015



STATE OF HAWAII
DEPARTMENT OF PUBLIC SAFETY
OFFICE OF THE DEPUTY DIRECTOR
FOR CORRECTIONS
CORRECTIONS PROGRAM SERVICES DIVISION
FOOD SERVICES BRANCH
HALAWA FOOD SERVICES SECTION
OAHU FOOD SERVICES SECTION
POSITION ORGANIZATION CHART

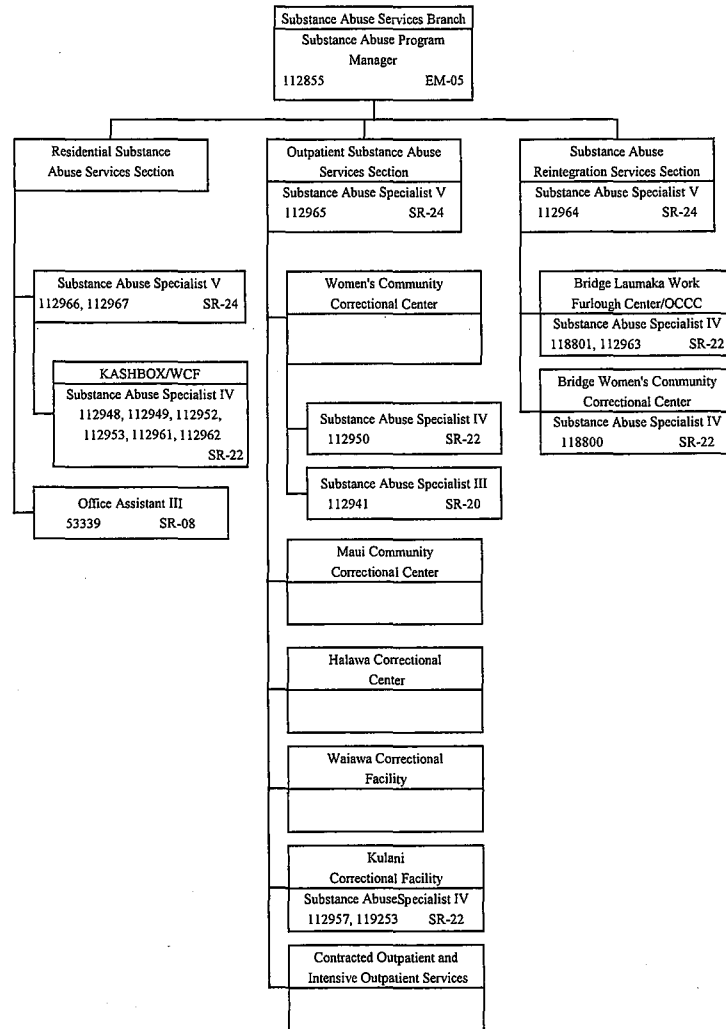
JUNE 30, 2015



STATE OF HAWAII
 DEPARTMENT OF PUBLIC SAFETY
 OFFICE OF THE DEPUTY DIRECTOR
 FOR CORRECTIONS
 CORRECTIONS PROGRAM SERVICES DIVISION
 SUBSTANCE ABUSE SERVICES BRANCH

POSITION ORGANIZATION CHART

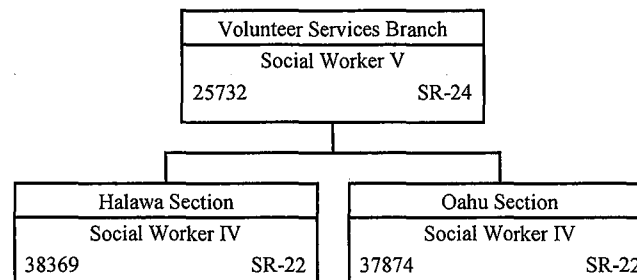
JUNE 30, 2015



STATE OF HAWAII
DEPARTMENT OF PUBLIC SAFETY
OFFICE OF THE DEPUTY DIRECTOR
FOR CORRECTIONS
CORRECTIONS PROGRAM SERVICES DIVISION
VOLUNTEER SERVICES BRANCH

POSITION ORGANIZATION CHART

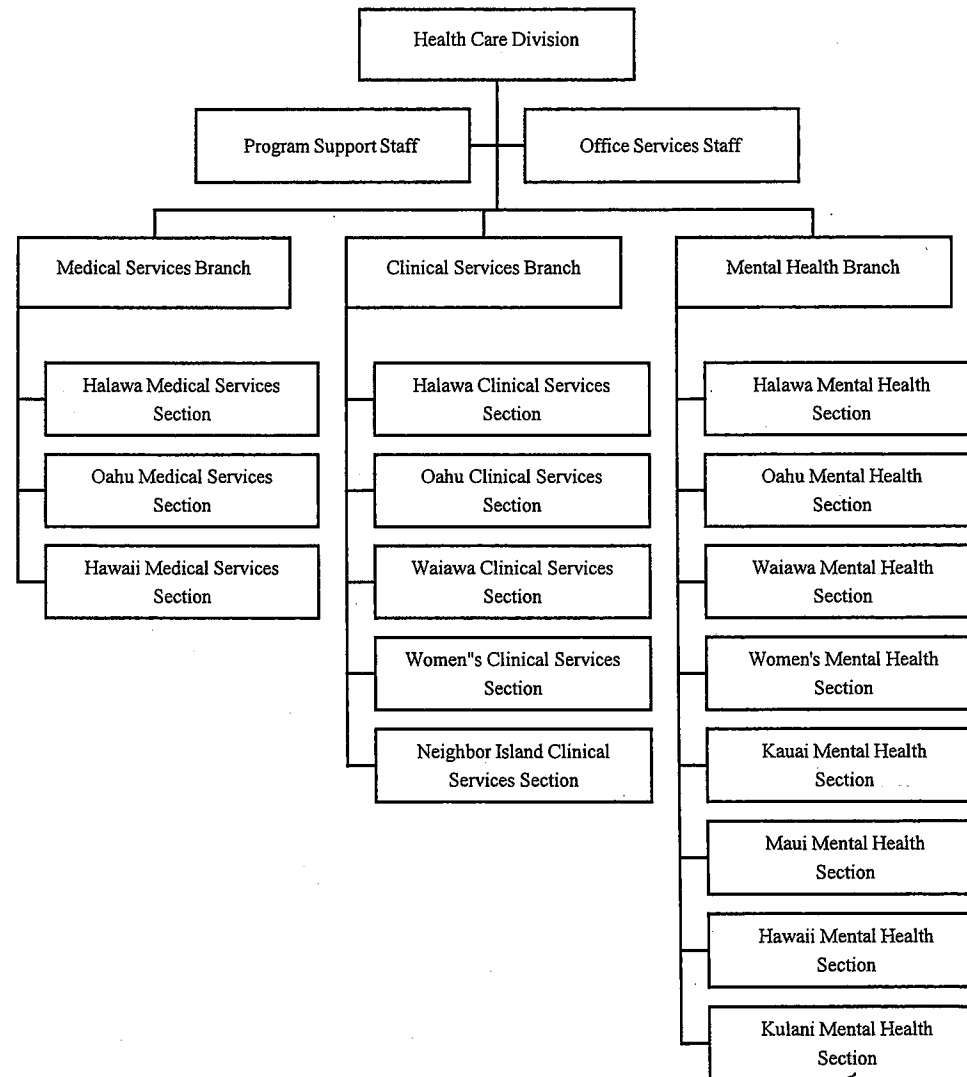
JUNE 30, 2015



STATE OF HAWAII
DEPARTMENT OF PUBLIC
SAFETY
OFFICE OF THE DEPUTY
DIRECTOR
FOR CORRECTIONS
HEALTH CARE DIVISION

ORGANIZATION CHART

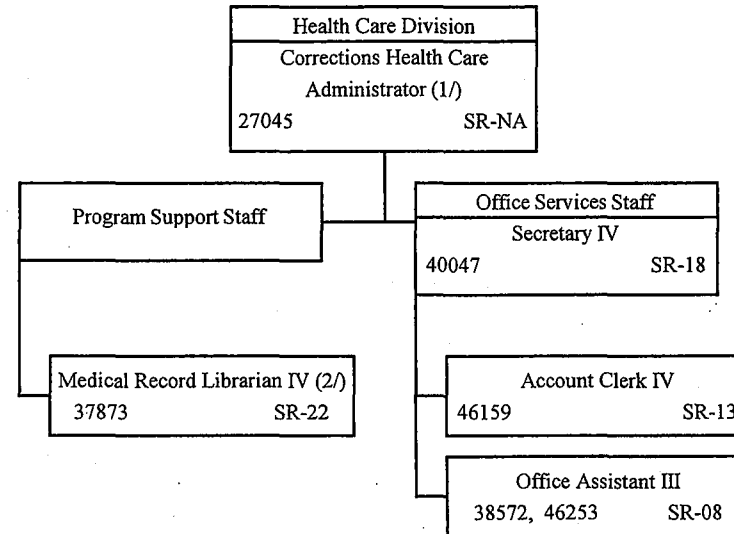
JUNE 30, 2015



STATE OF HAWAII
 DEPARTMENT OF PUBLIC
 SAFETY
 OFFICE OF THE DEPUTY
 DIRECTOR
 FOR CORRECTIONS
 HEALTH CARE DIVISION

POSITION ORGANIZATION
 CHART

JUNE 30, 2015

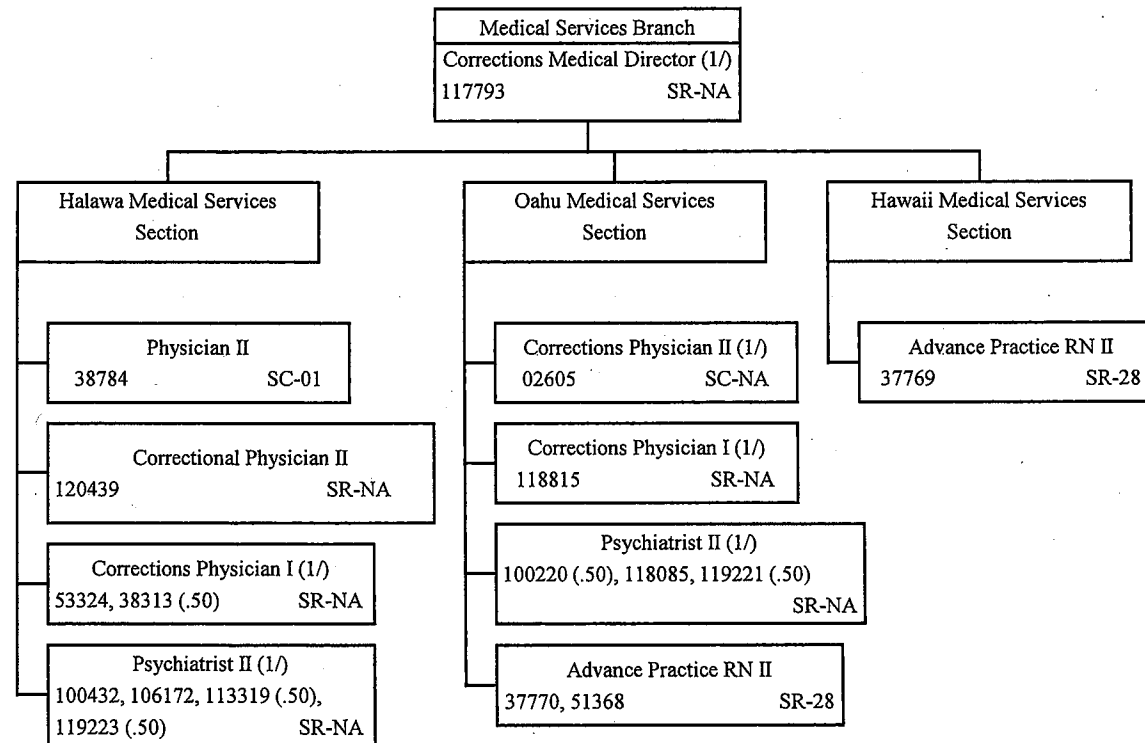


1/ Exempt Position
 2/ To be redescribed

STATE OF HAWAII
 DEPARTMENT OF PUBLIC
 SAFETY
 OFFICE OF THE DEPUTY
 DIRECTOR
 FOR CORRECTIONS
 HEALTH CARE DIVISION
 MEDICAL SERVICES BRANCH

POSITION ORGANIZATION
 CHART

JUNE 30, 2015

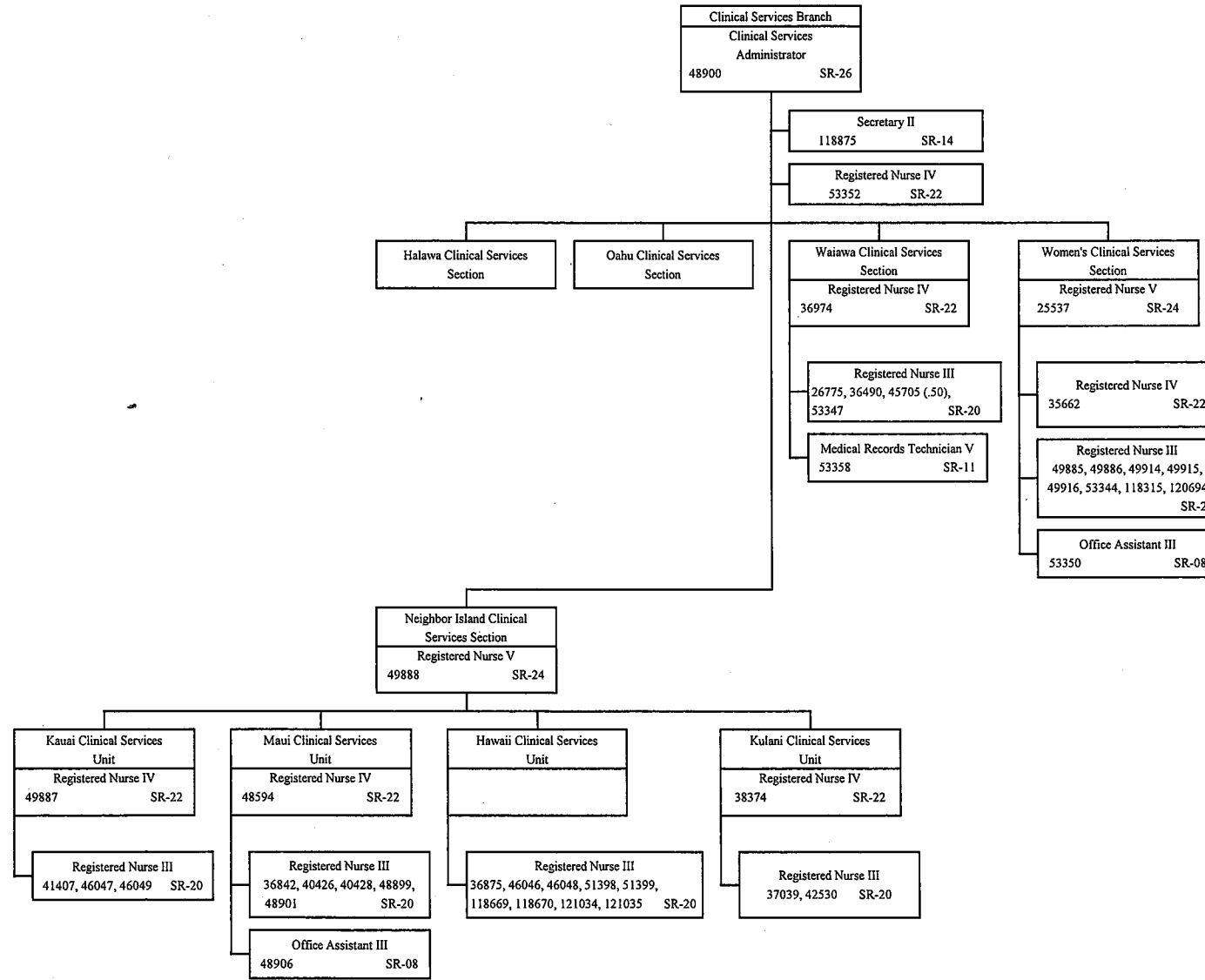


1/ Exempt Position

STATE OF HAWAII
DEPARTMENT OF PUBLIC
SAFETY
OFFICE OF THE DEPUTY
DIRECTOR
FOR CORRECTIONS
HEALTH CARE DIVISION
CLINICAL SERVICES BRANCH
WAIAWA CLINICAL SERVICES
SECTION
WOMEN'S CLINICAL SERVICES
SECTION
NEIGHBOR ISLAND CLINICAL
SERVICES SECTION

POSITION ORGANIZATION
CHART

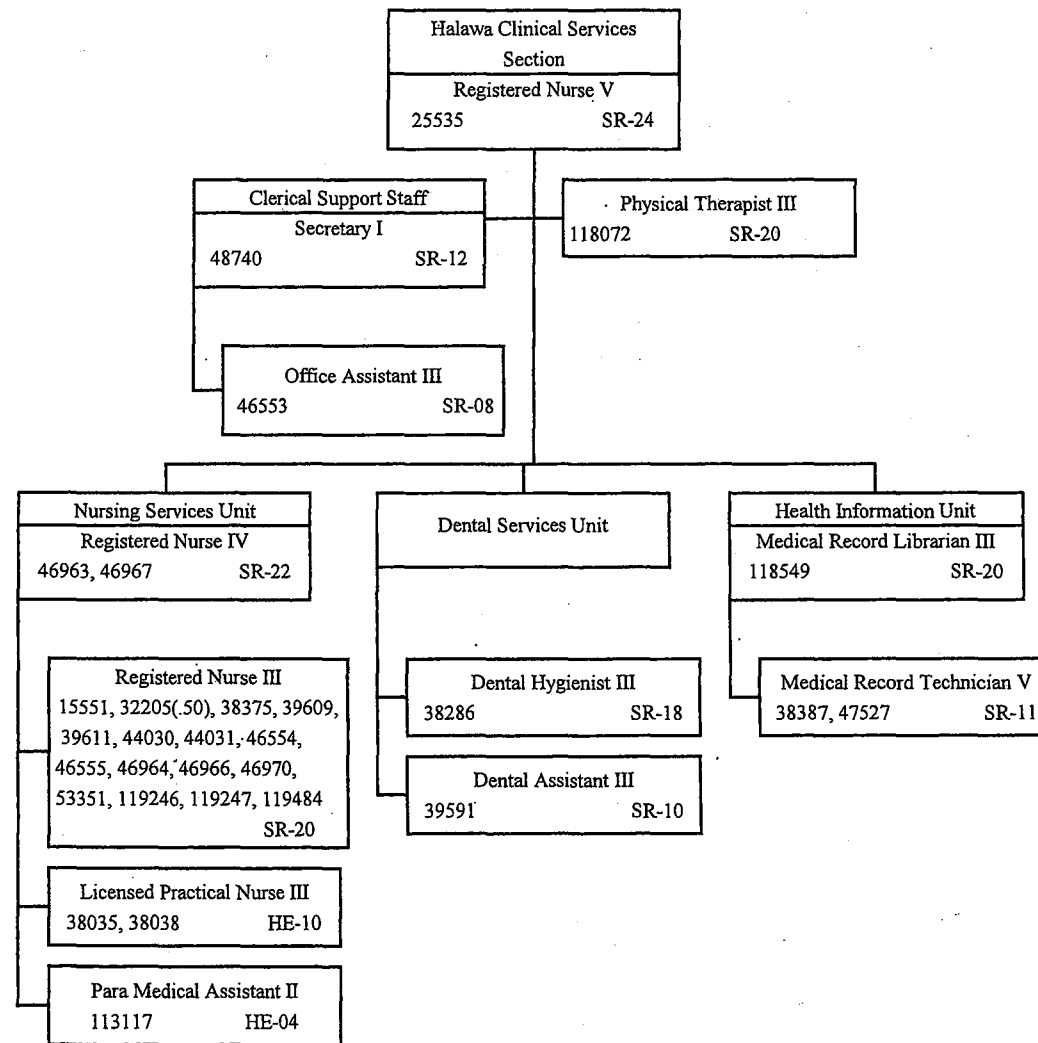
JUNE 30, 2015



STATE OF HAWAII
DEPARTMENT OF PUBLIC
SAFETY
OFFICE OF THE DEPUTY
DIRECTOR
FOR CORRECTIONS
HEALTH CARE DIVISION
CLINICAL SERVICES BRANCH
HALAWA CLINICAL SERVICES
SECTION

POSITION ORGANIZATION
CHART

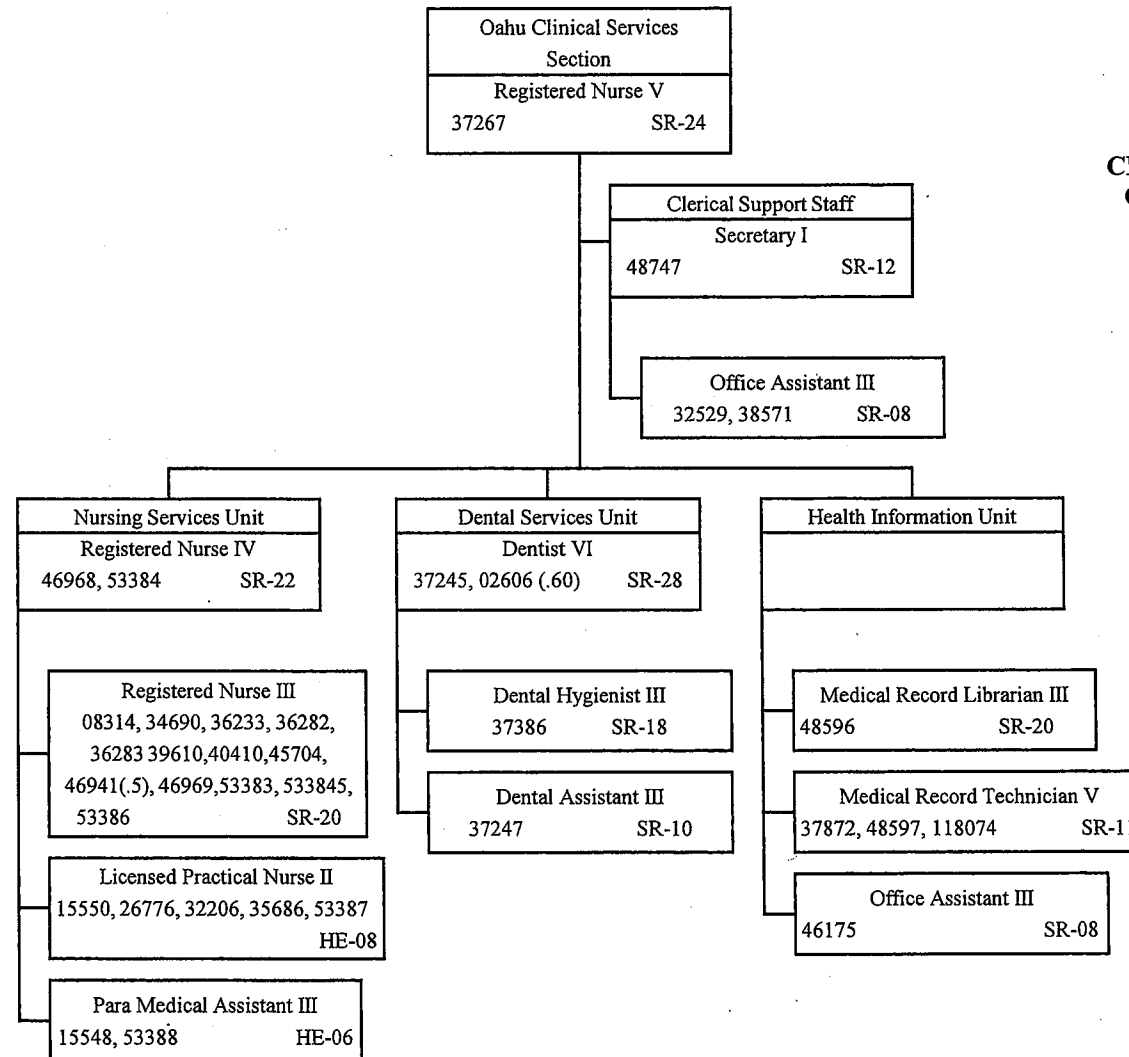
JUNE 30, 2015



STATE OF HAWAII
DEPARTMENT OF PUBLIC
SAFETY
OFFICE OF THE DEPUTY
DIRECTOR
FOR CORRECTIONS
HEALTH CARE DIVISION
CLINICAL SERVICES BRANCH
OAHU CLINICAL SERVICES
SECTION

POSITION ORGANIZATION
CHART

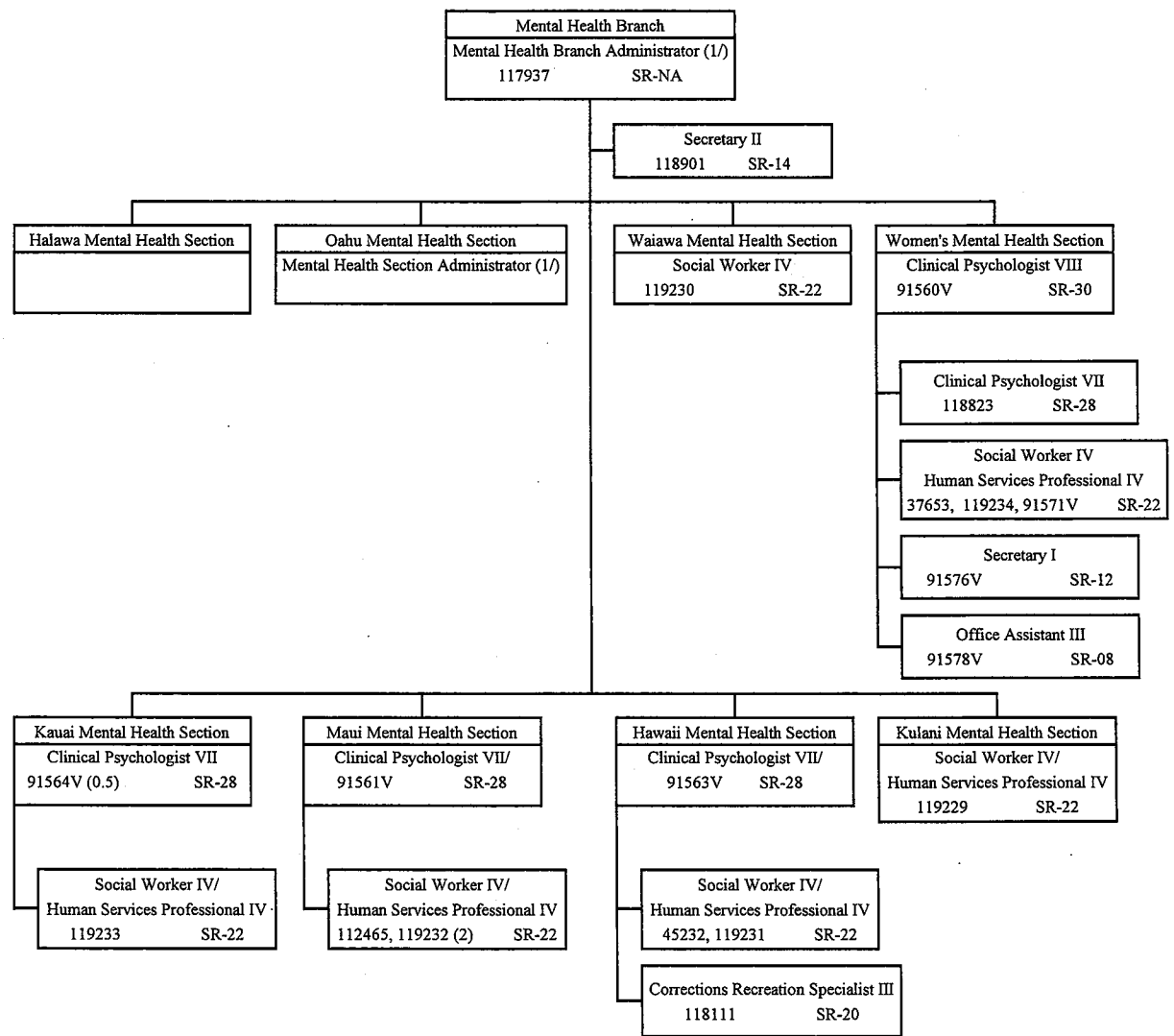
JUNE 30, 2015



STATE OF HAWAII
DEPARTMENT OF PUBLIC
SAFETY
OFFICE OF THE DEPUTY
DIRECTOR
FOR CORRECTIONS
HEALTH CARE DIVISION
MENTAL HEALTH BRANCH

POSITION ORGANIZATION
CHART

JUNE 30, 2015



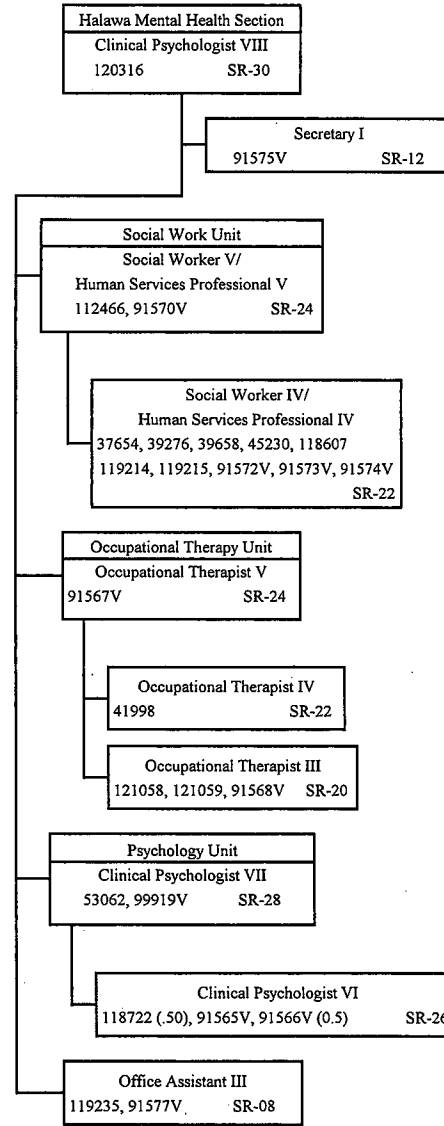
1/ Exempt Position

2/ Request to redescribe and variance to Clinical Psychologist VI

STATE OF HAWAII
 DEPARTMENT OF PUBLIC
 SAFETY
 OFFICE OF THE DEPUTY
 DIRECTOR
 FOR CORRECTIONS
 HEALTH CARE DIVISION
 MENTAL HEALTH BRANCH
 HALAWA MENTAL HEALTH
 SECTION

POSITION ORGANIZATION
 CHART

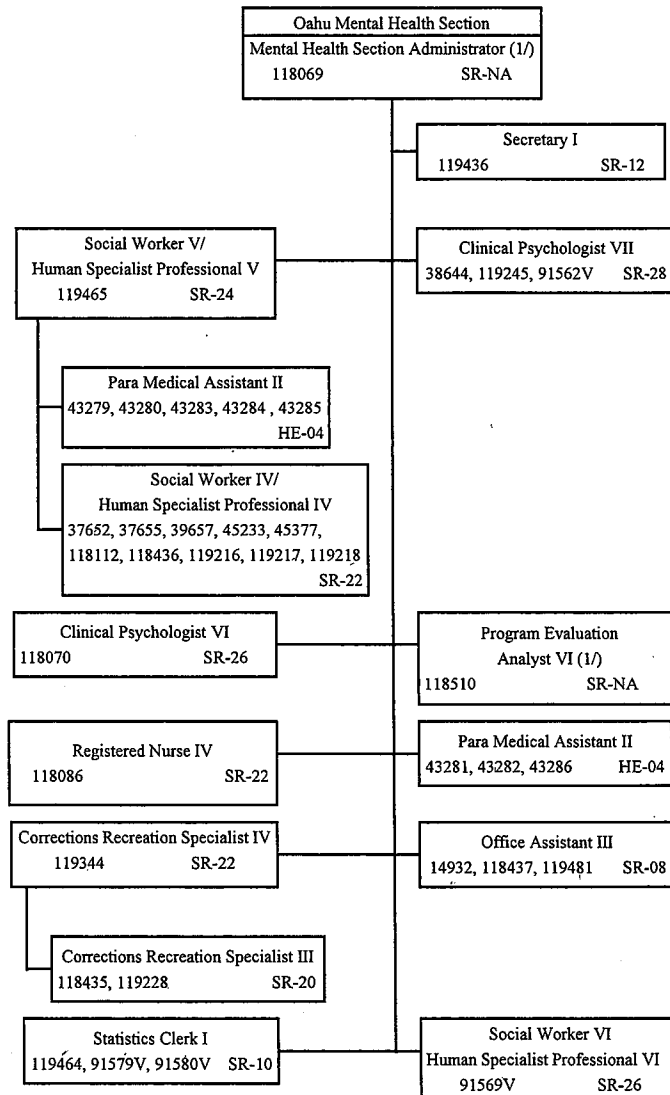
JUNE 30, 2015



STATE OF HAWAII
 DEPARTMENT OF PUBLIC
 SAFETY
 OFFICE OF THE DEPUTY
 DIRECTOR
 FOR CORRECTIONS
 HEALTH CARE DIVISION
 MENTAL HEALTH BRANCH

OAHU MENTAL HEALTH
 SECTION
 POSITION ORGANIZATION
 CHART

JUNE 30, 2015

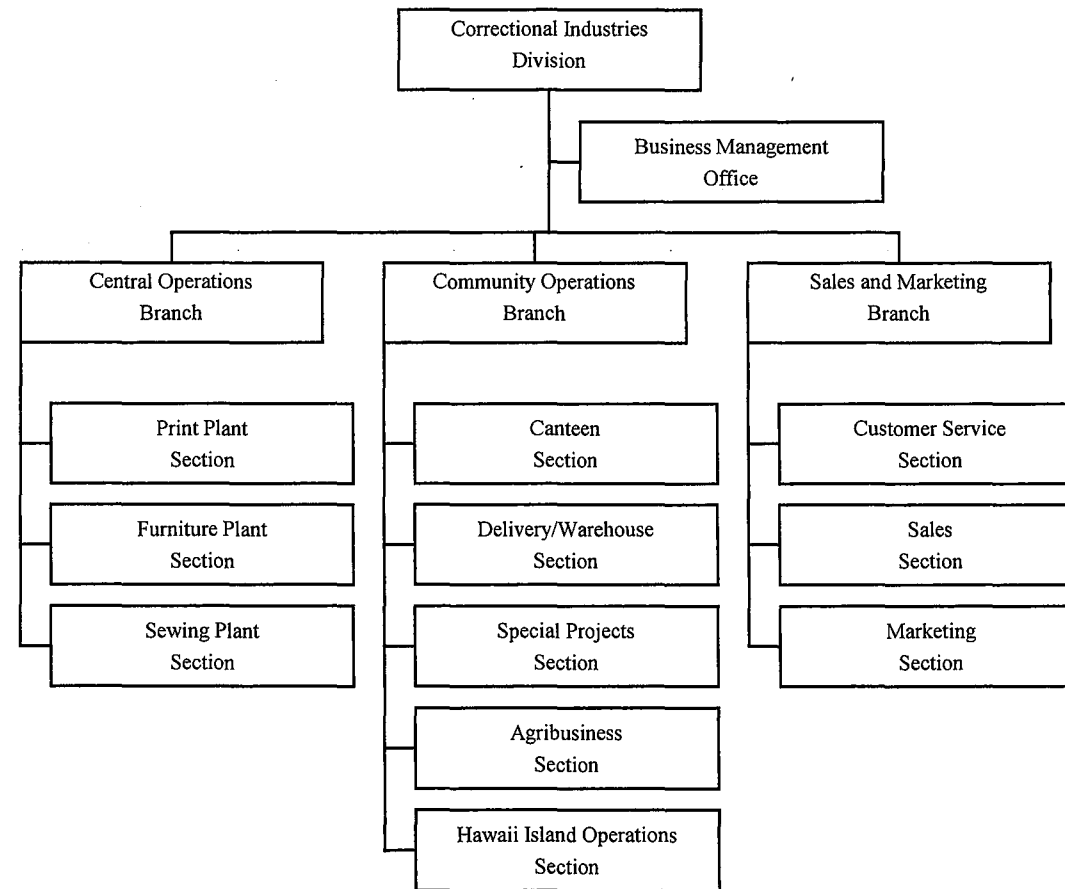


1/ Exempt Position

STATE OF HAWAII
DEPARTMENT OF PUBLIC SAFETY
OFFICE OF THE DEPUTY DIRECTOR
FOR CORRECTIONS
CORRECTIONAL INDUSTRIES
DIVISION

ORGANIZATION CHART

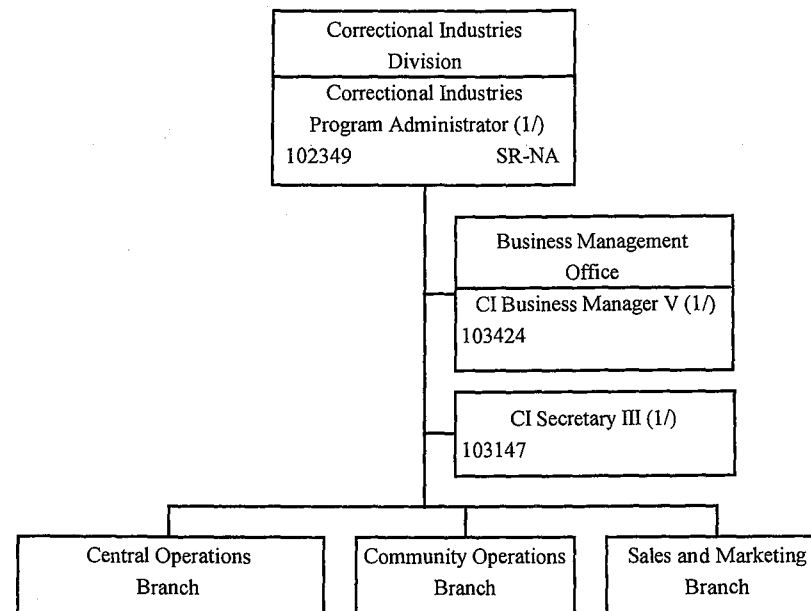
JUNE 30, 2015



STATE OF HAWAII
DEPARTMENT OF PUBLIC SAFETY
OFFICE OF THE DEPUTY DIRECTOR
FOR CORRECTIONS
CORRECTIONAL INDUSTRIES
DIVISION

POSITION ORGANIZATION CHART

JUNE 30, 2015

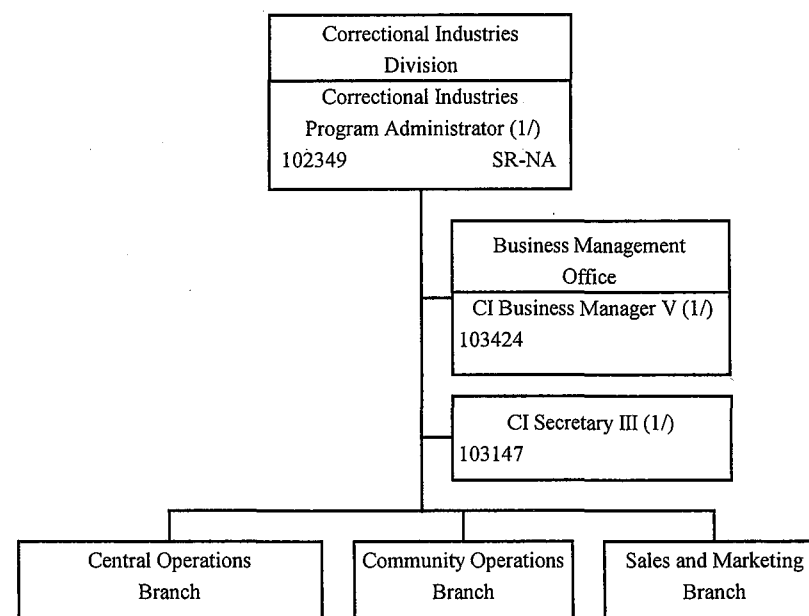


1/ Exempt Position NTE
06/30/2015

STATE OF HAWAII
DEPARTMENT OF PUBLIC SAFETY
OFFICE OF THE DEPUTY DIRECTOR
FOR CORRECTIONS
CORRECTIONAL INDUSTRIES
DIVISION

POSITION ORGANIZATION CHART

JUNE 30, 2015

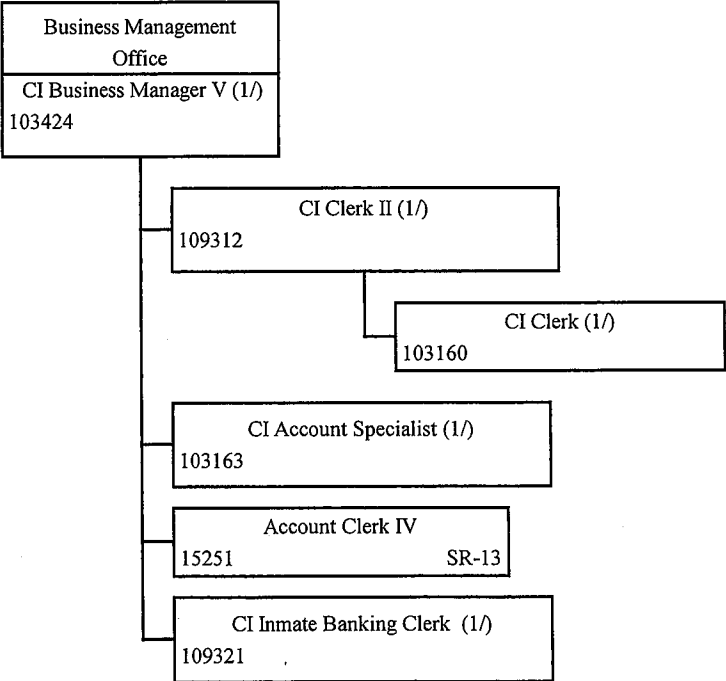


1/ Exempt Position NTE
06/30/2015

STATE OF HAWAII
DEPARTMENT OF PUBLIC SAFETY
OFFICE OF THE DEPUTY DIRECTOR
FOR CORRECTIONS
CORRECTIONAL INDUSTRIES
DIVISION
BUSINESS MANAGEMENT OFFICE

POSITION ORGANIZATION CHART

JUNE 30, 2015

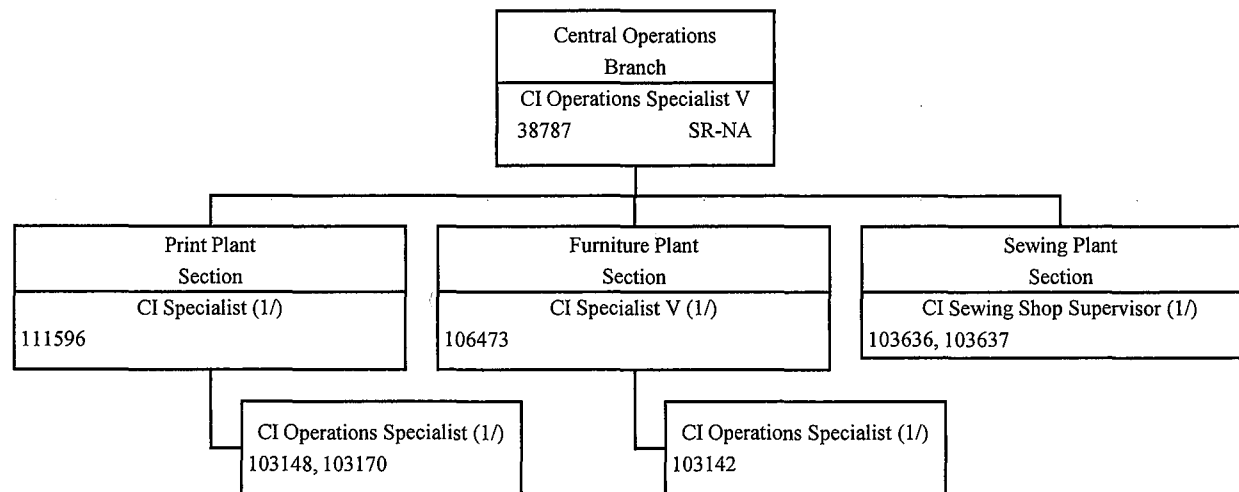


1/ Exempt Positions NTE
06/30/2015

STATE OF HAWAII
DEPARTMENT OF PUBLIC SAFETY
OFFICE OF THE DEPUTY DIRECTOR
FOR CORRECTIONS
CORRECTIONAL INDUSTRIES
DIVISION
CENTRAL OPERATIONS
BRANCH

POSITION ORGANIZATION CHART

JUNE 30, 2015

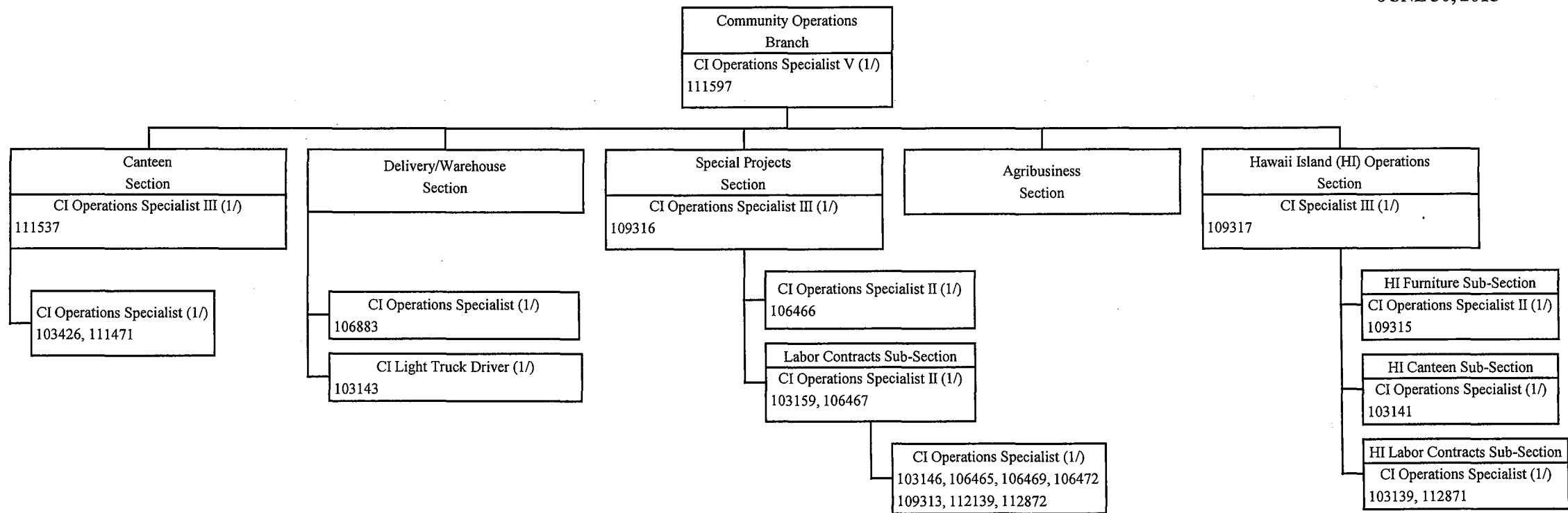


1/ Exempt Positions NTE
06/30/2015

STATE OF HAWAII
DEPARTMENT OF PUBLIC SAFETY
OFFICE OF THE DEPUTY DIRECTOR
FOR CORRECTIONS
CORRECTIONAL INDUSTRIES
DIVISION
COMMUNITY OPERATIONS
BRANCH

POSITION ORGANIZATION CHART

JUNE 30, 2015

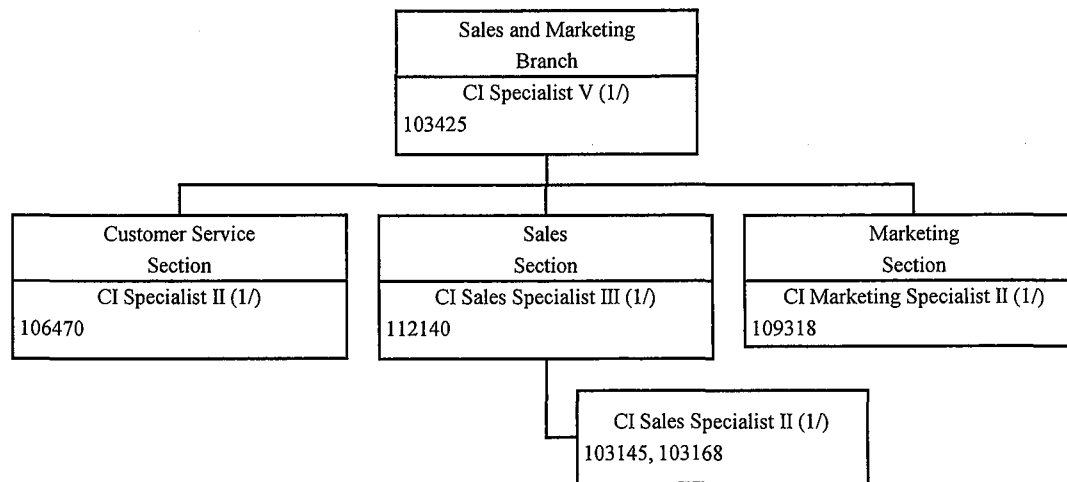


1/ Exempt Position NTE
06/30/2015

STATE OF HAWAII
DEPARTMENT OF PUBLIC SAFETY
OFFICE OF THE DEPUTY DIRECTOR
FOR CORRECTIONS
CORRECTIONAL INDUSTRIES
DIVISION
SALES AND MARKETING
BRANCH

POSITION ORGANIZATION CHART

JUNE 30, 2015

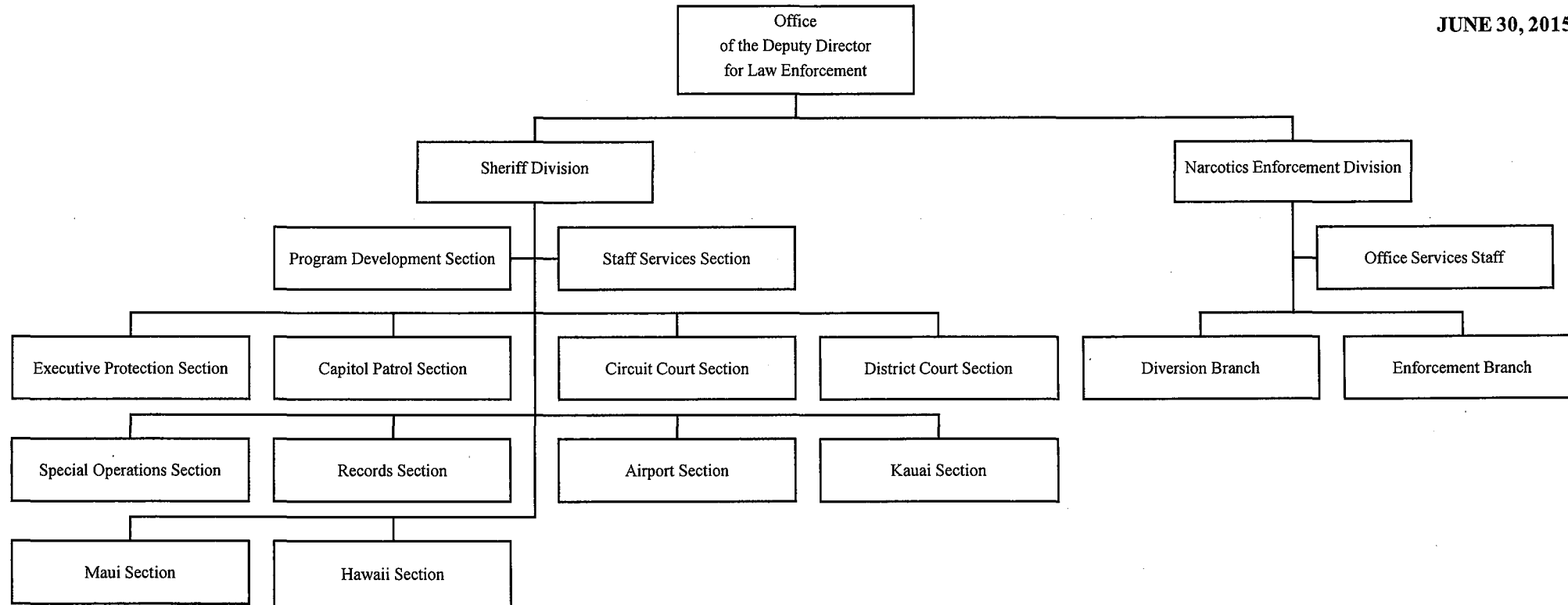


1/ Exempt Position NTE
06/30/2015

STATE OF HAWAII
 DEPARTMENT OF PUBLIC SAFETY
 OFFICE OF THE DEPUTY DIRECTOR
 FOR LAW ENFORCEMENT

ORGANIZATION CHART


JUNE 30, 2015



**STATE OF HAWAII
DEPARTMENT OF PUBLIC SAFETY
OFFICE OF THE DEPUTY DIRECTOR
FOR LAW ENFORCEMENT**

POSITION ORGANIZATION CHART

JUNE 30, 2015

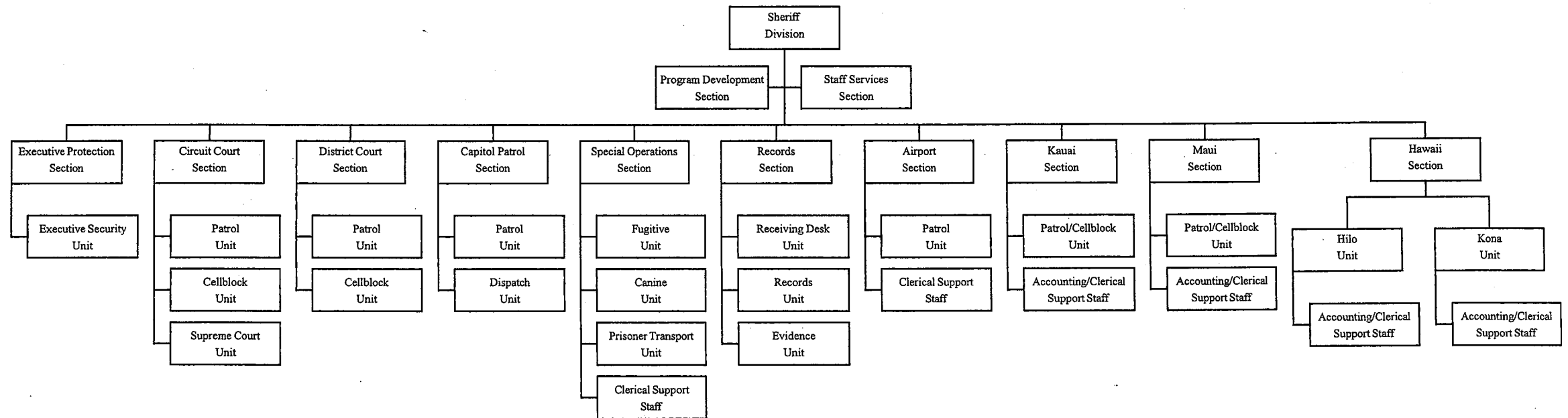


1/ Exempt position

STATE OF HAWAII
 DEPARTMENT OF PUBLIC SAFETY
 OFFICE OF THE DEPUTY DIRECTOR
 FOR LAW ENFORCEMENT
 SHERIFF DIVISION

ORGANIZATION CHART

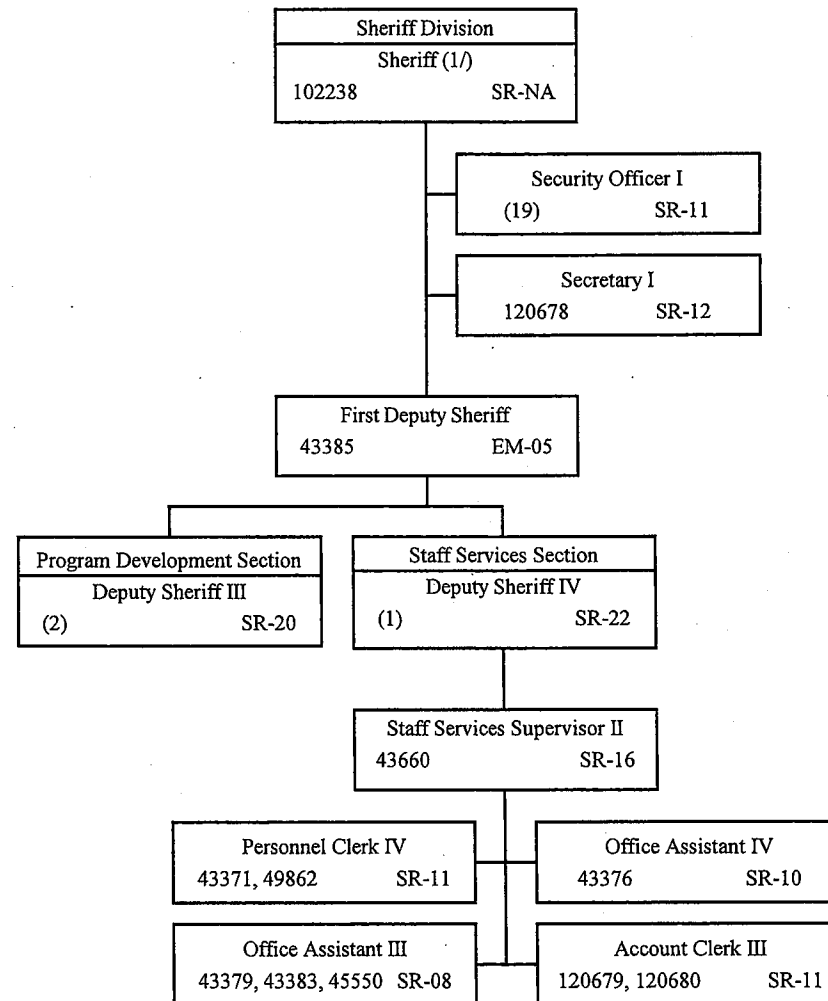
JUNE 30, 2015



STATE OF HAWAII
DEPARTMENT OF PUBLIC SAFETY
OFFICE OF THE DEPUTY DIRECTOR
FOR LAW ENFORCEMENT
SHERIFF DIVISION
PROGRAM DEVELOPMENT SECTION
STAFF SERVICES SECTION

POSITION ORGANIZATION CHART

JUNE 30, 2015




1/ Exempt Position

STATE OF HAWAII
DEPARTMENT OF PUBLIC SAFETY
OFFICE OF THE DEPUTY DIRECTOR
FOR LAW ENFORCEMENT
SHERIFF DIVISION

POSITION ORGANIZATION CHART

JUNE 30, 2015

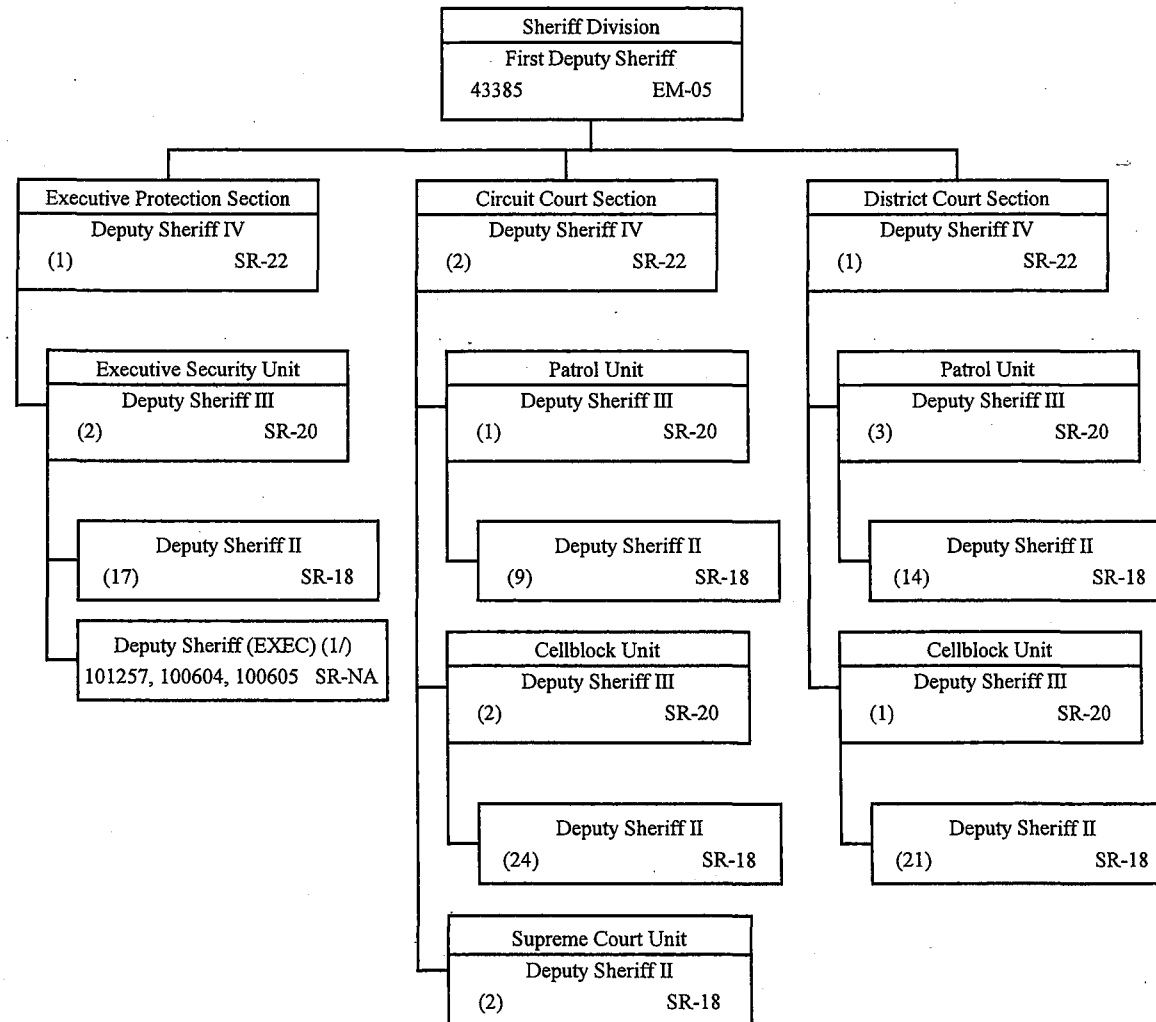


1/ Exempt Position

STATE OF HAWAII
DEPARTMENT OF PUBLIC SAFETY
OFFICE OF THE DEPUTY DIRECTOR
FOR LAW ENFORCEMENT
SHERIFF DIVISION
EXECUTIVE PROTECTION SECTION
CIRCUIT COURT SECTION
DISTRICT COURT SECTION

POSITION ORGANIZATION CHART

JUNE 30, 2015

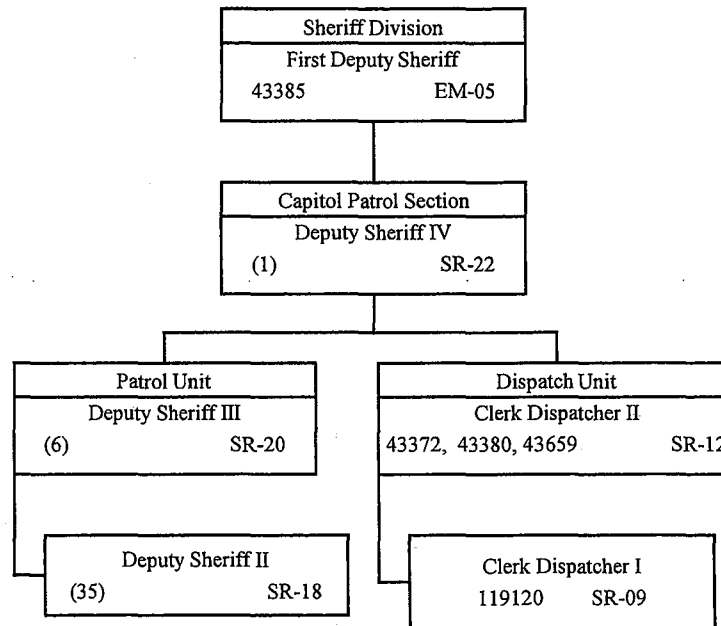


1/ Exempt Position

STATE OF HAWAII
DEPARTMENT OF PUBLIC SAFETY
OFFICE OF THE DEPUTY DIRECTOR
FOR LAW ENFORCEMENT
SHERIFF DIVISION
CAPITOL PATROL SECTION

POSITION ORGANIZATION CHART

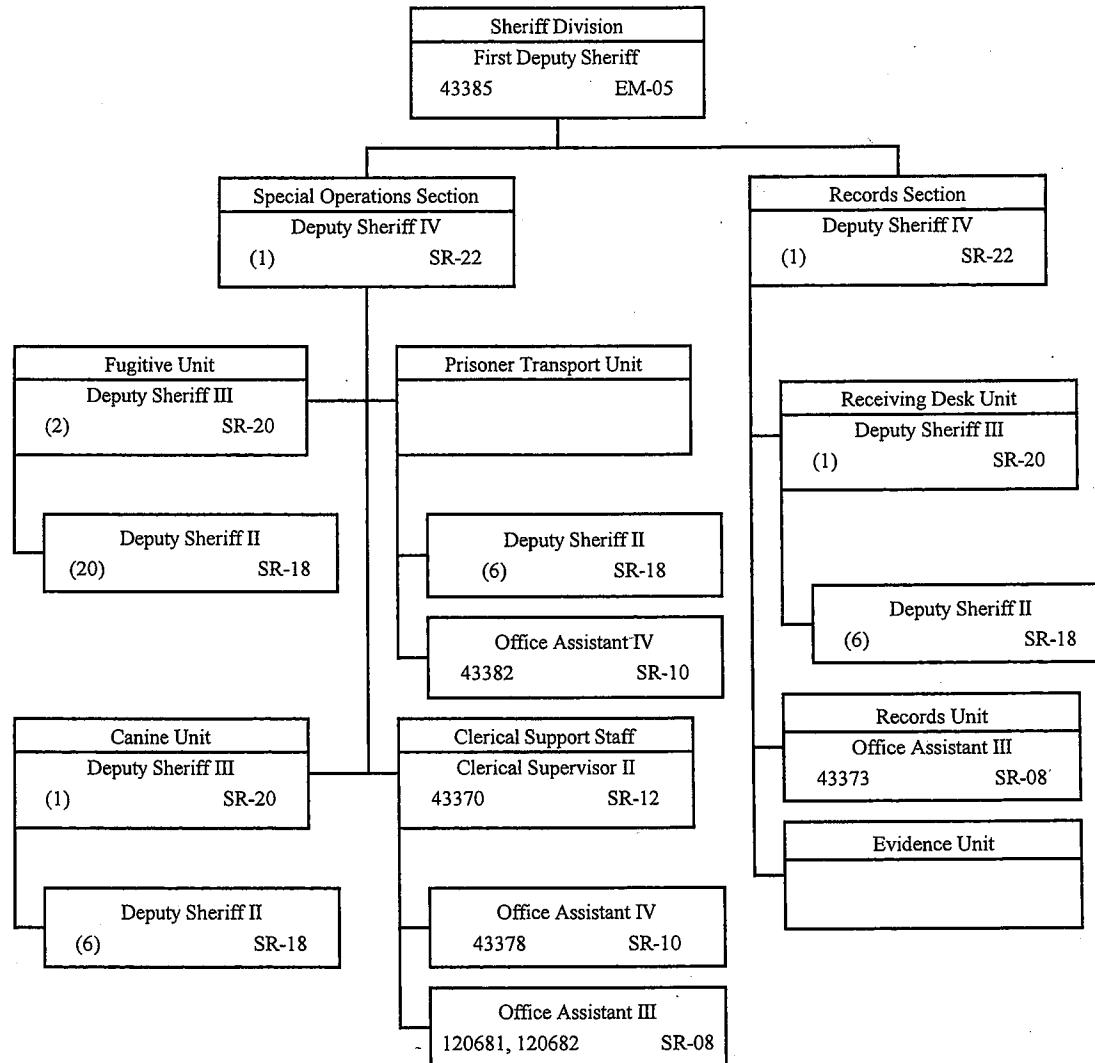
JUNE 30, 2015



STATE OF HAWAII
DEPARTMENT OF PUBLIC SAFETY
OFFICE OF THE DEPUTY DIRECTOR
FOR LAW ENFORCEMENT
SHERIFF DIVISION
SPECIAL OPERATIONS SECTION
RECORDS SECTION

POSITION ORGANIZATION CHART

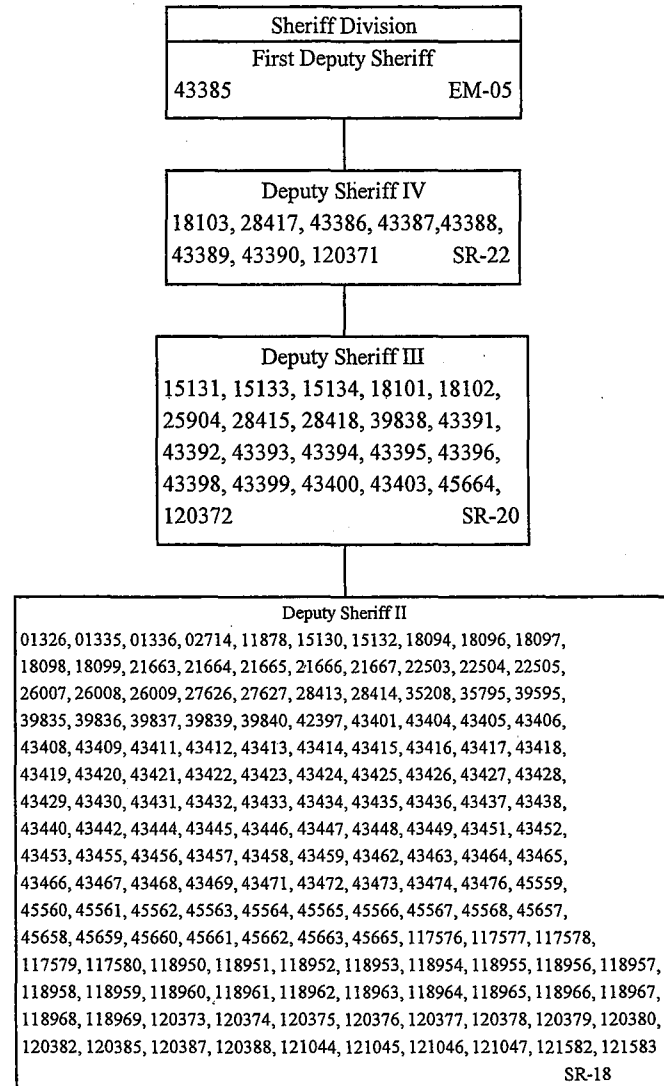
JUNE 30, 2015



STATE OF HAWAII
 DEPARTMENT OF PUBLIC SAFETY
 OFFICE OF THE DEPUTY DIRECTOR
 FOR LAW ENFORCEMENT
 SHERIFF DIVISION
 ROTATION STAFF

POSITION ORGANIZATION CHART

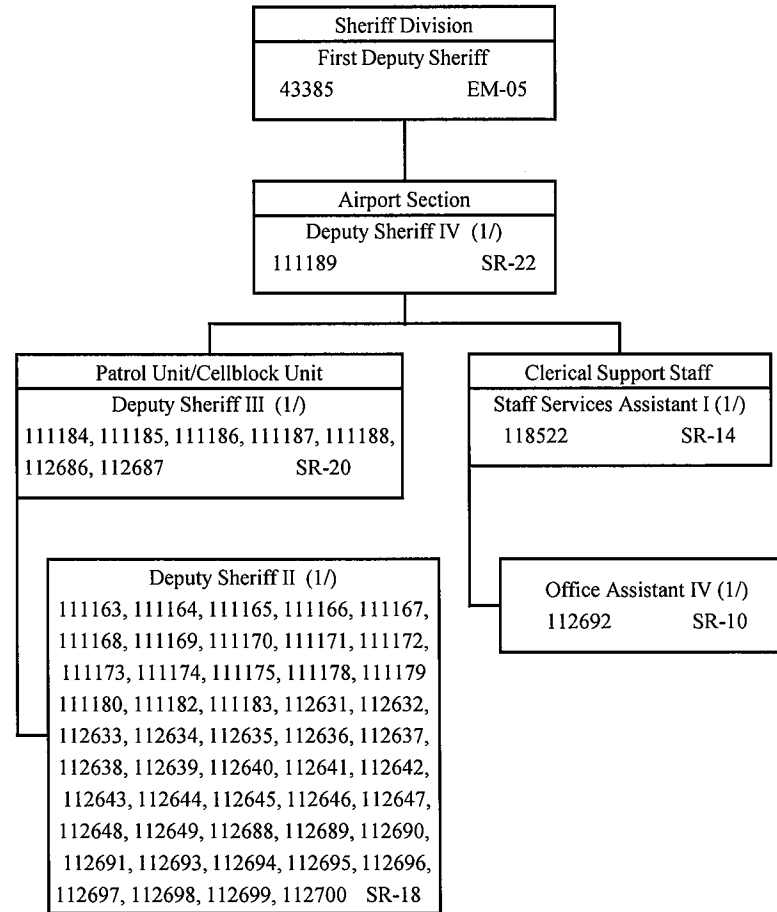
JUNE 30, 2015



**STATE OF HAWAII
DEPARTMENT OF PUBLIC SAFETY
OFFICE OF THE DEPUTY DIRECTOR
FOR LAW ENFORCEMENT
SHERIFF DIVISION
AIRPORT SECTION**

POSITION ORGANIZATION CHART

JUNE 30, 2015

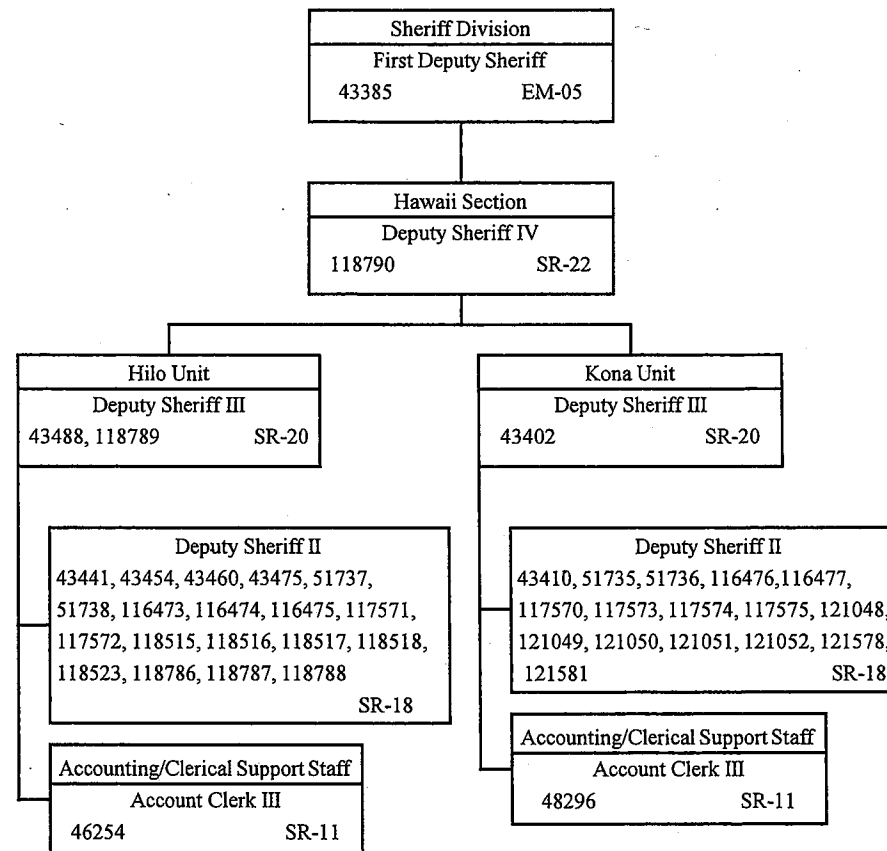


1/ Funded by Inter-Departmental
Transfer from DOT - Airports

**STATE OF HAWAII
DEPARTMENT OF PUBLIC SAFETY
OFFICE OF THE DEPUTY DIRECTOR
FOR LAW ENFORCEMENT
SHERIFF DIVISION
HAWAII SECTION**

POSITION ORGANIZATION CHART

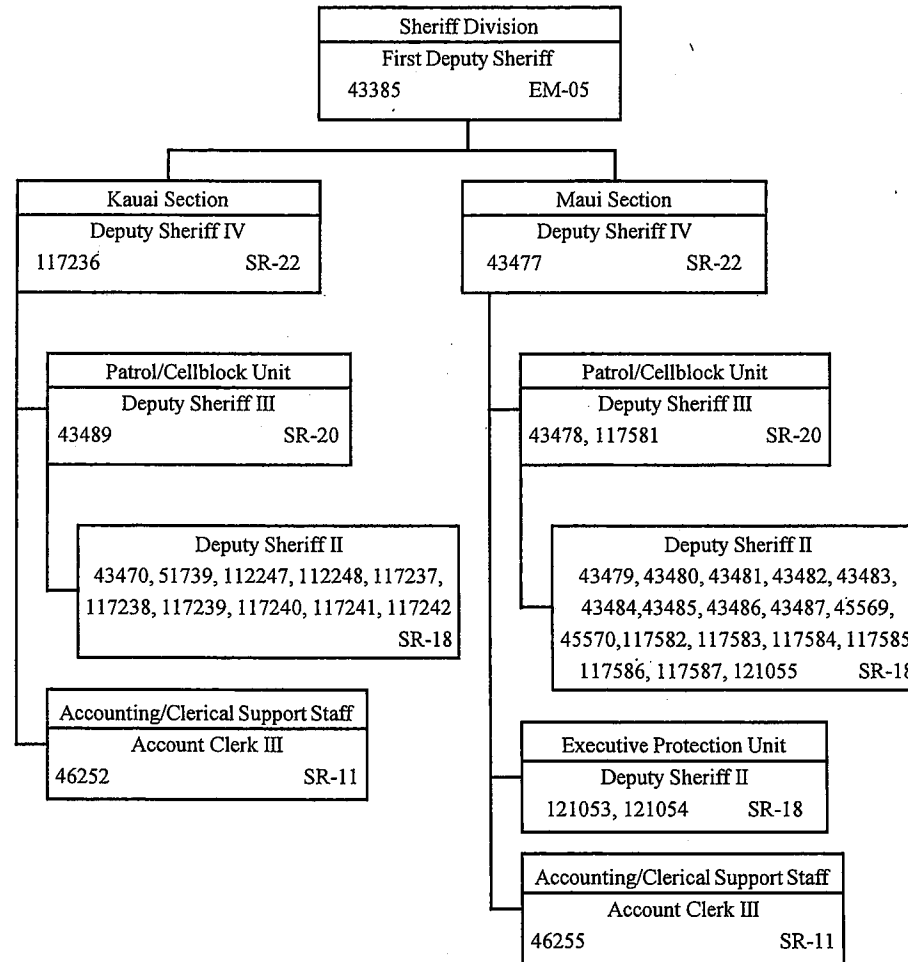
JUNE 30, 2015



STATE OF HAWAII
DEPARTMENT OF PUBLIC SAFETY
OFFICE OF THE DEPUTY DIRECTOR
FOR LAW ENFORCEMENT
SHERIFF DIVISION
KAUAI SECTION
MAUI SECTION

POSITION ORGANIZATION CHART

JUNE 30, 2015

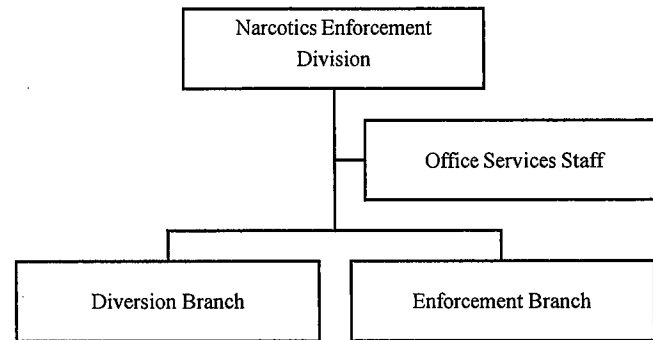


1/ Exempt Position

STATE OF HAWAII
DEPARTMENT OF PUBLIC SAFETY
OFFICE OF THE DEPUTY DIRECTOR
FOR LAW ENFORCEMENT
NARCOTICS ENFORCMENT DIVISION

ORGANIZATION CHART

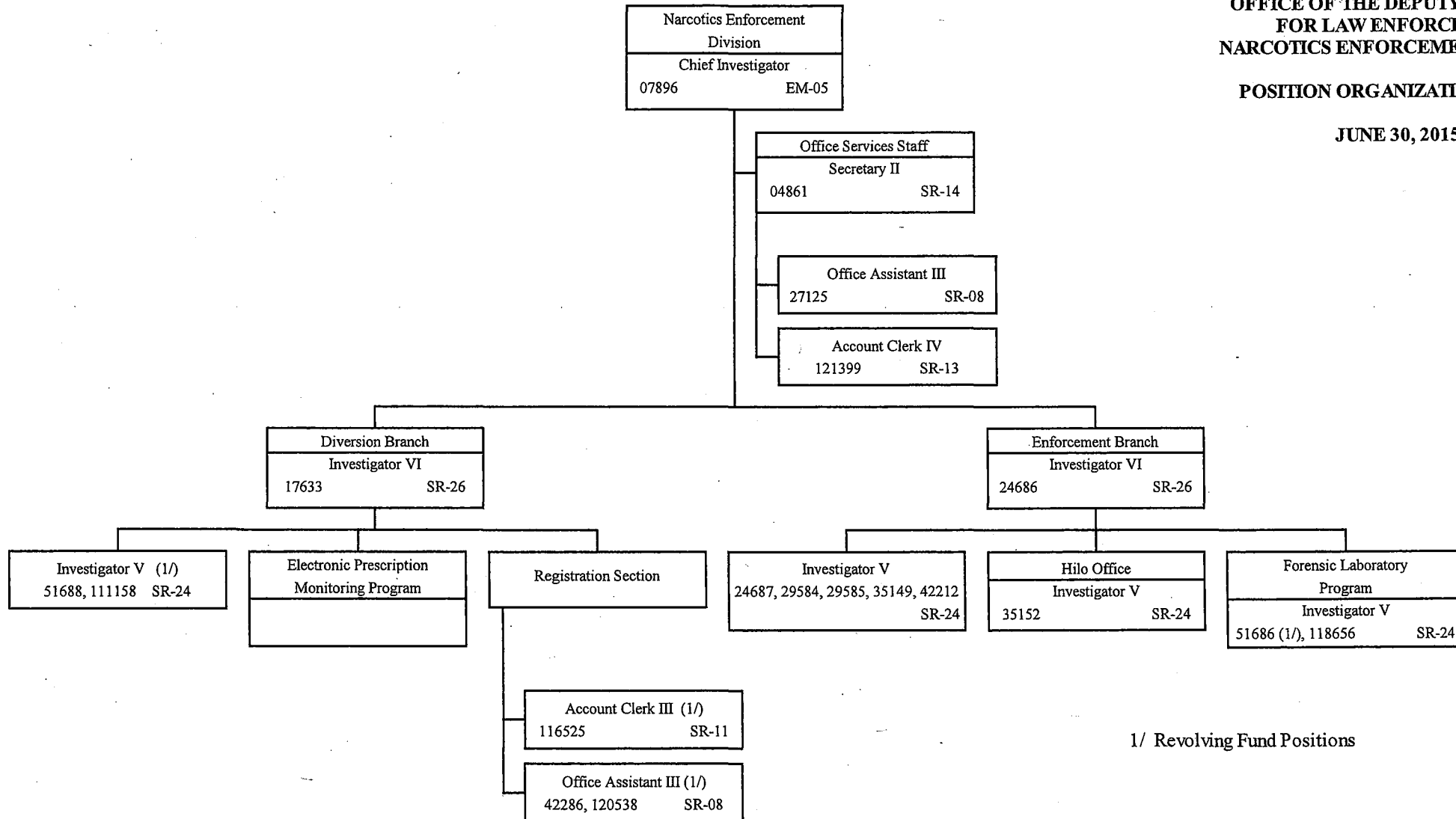
JUNE 30, 2015



STATE OF HAWAII
 DEPARTMENT OF PUBLIC SAFETY
 OFFICE OF THE DEPUTY DIRECTOR
 FOR LAW ENFORCEMENT
 NARCOTICS ENFORCEMENT DIVISION

POSITION ORGANIZATION CHART

JUNE 30, 2015



1/ Revolving Fund Positions