

DLNR MISSION

Enhance, protect, conserve and manage Hawaii's unique and limited natural, cultural and historic resources held in public trust for current and future generations of the people of Hawaii Nei, and its visitors, in partnership with others from the public and private sectors.

Photo credit: Cindy Ellen Russell/Dec 25
Honolulu Star Advertiser



Endangered Kiwikiu

DLNR Goal:

Meet our mission to manage Hawaii's amazing and diverse Natural Resources.

To meet our mission, the department's biennium budget (FB 2023-25) requests include:

- Special fund ceiling increases to align with revenue increases.
- Full year funding for half-year funded positions.
- Federal fund ceiling adjustments to reflect anticipated federal grant awards.
- Conversion of positions from temporary to permanent.
- Incorporation of Act 255, SLH 2022 (Mauna Kea Stewardship and Oversight Authority) into the operating budget to continue the startup and transition planning costs.
- New funding critical to the department's mission to protect natural and cultural resources and provide climate change leadership for the State of Hawaii.

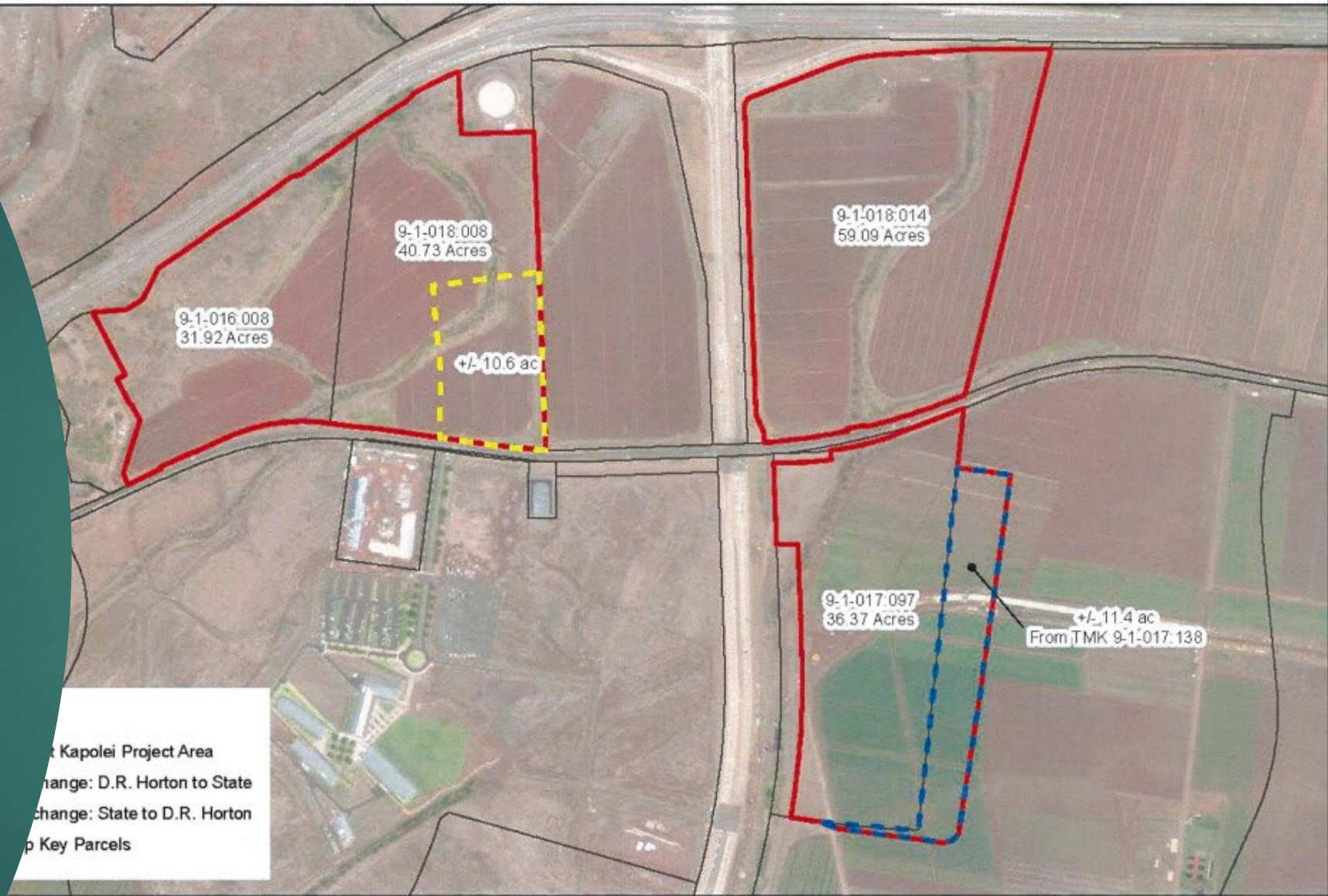
The department is respectfully requesting no elimination of vacant positions. Maintaining critical staffing, including filling and maintaining current position counts/ceiling is essential in building our internal capacity to achieve our goals.



Hawaiian Garden at Iao Valley State Monument Park

Land Division LNR 101

- The Land Division's Strategic Master Development Plan for East Kapolei will generate necessary funding to support critical departmental functions and offices, and meet area demand for:
 - Affordable rentals in partnership with HHFDC
 - Mixed use development
 - Light industrial
 - Retail use near the rail station and park & ride lot.



LOCATION MAP DLNR EAST KAPOLEI STRATEGIC DEVELOPMENT PLAN

EXHIBIT
A

Image Source: RM Town

Land Division LNR 101

The **Special Land Development Fund** is used to maintain critical operations for the entire department.

Funds over 80 full and partial positions within the Department:

- Land Division
- Office of Conservation & Coastal Lands
- Engineering
- Division of Forestry and Wildlife
- Conservation & Resource Enforcement
- Commission of Water & Resource Mgmt.
- Administrative Offices: Fiscal, Personnel, IT
- Chairperson's Office

SLD Funded Programs include:

- Geothermal program
- Dam Safety Program
- Acquisition support for Legacy Land Program



Honolua Bay, Maui



LNR 101: Office of Conservation and Coastal Lands

- Regulates all Conservation District Lands including our mountains and beaches.
- Hosts the State Climate Change Mitigation Commission
- Works with the Commission to plan for the effects of Sea Level Rise.



Royal Hawaiian Groin,
Waikīkī Beach

Office of Conservation and Coastal Lands (OCCL) LNR 101

- Beach maintenance is critical to the culture and economy of Hawai'i
- In 2023 OCCL will move forward with beach restoration projects in Kā'anapali and Waikīkī
- Funding is from:
 - Beach Restoration Special Fund
 - TAT funds
 - Partnerships with KOA & WBSIDA
 - State CIP and General Funds

LNR 111 – BUREAU OF CONVEYANCE 2022 ACCOMPLISHMENTS

- 100% self-funded with GF contribution in FY22
- Maintained 100% operations since Covid (March, 2020) & transitioned to hybrid office/telework environment since June, 2022 while continuing to process an average of 1100 – 1300 documents daily
- Completed Phase IV and entering Phase V of our digitization project to convert all paper into digital content



CHALLENGES FOR FY24-25

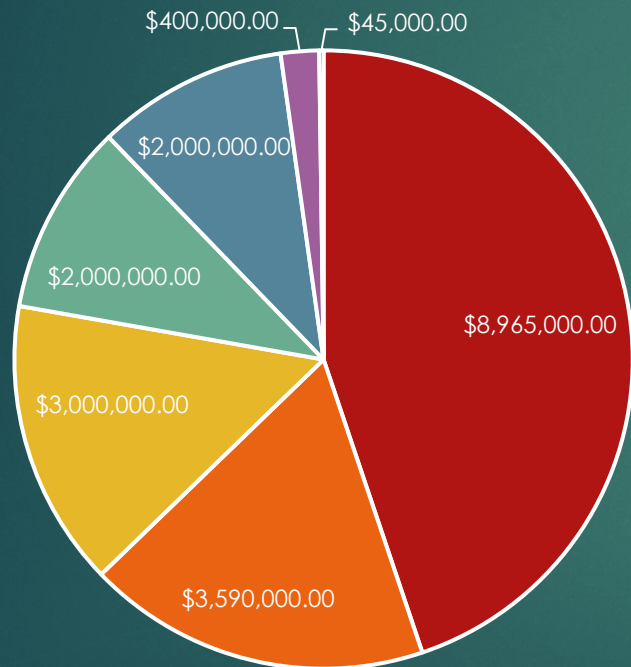
- Difficulty with filling numerous & specialized vacancies since COVID in March, 2020
- Legal risks to the State due to a backlog in the certification of Transfer Certificate of Titles in Land Court
- Economic impact to the State's tax revenues and economic multiplier due to slowing real estate market



LNR141 (Water and Land Development)

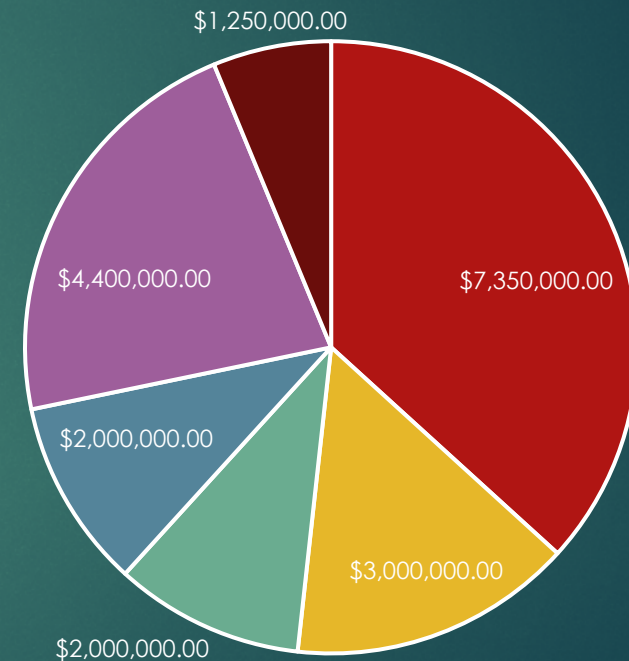
Departmental Major CIP Request Breakdown

FY2024 Lump Major CIP (MoF C)
 Portion of \$20,000,000 Total Request by Division



- Forestry and Wildlife
- Land/OCCL
- State Parks
- CWRM
- DOBOR
- DOCARE
- Engineering

FY2025 Lump Major CIP (MoF C)
 Portion of \$20,000,000 Total Request by Division

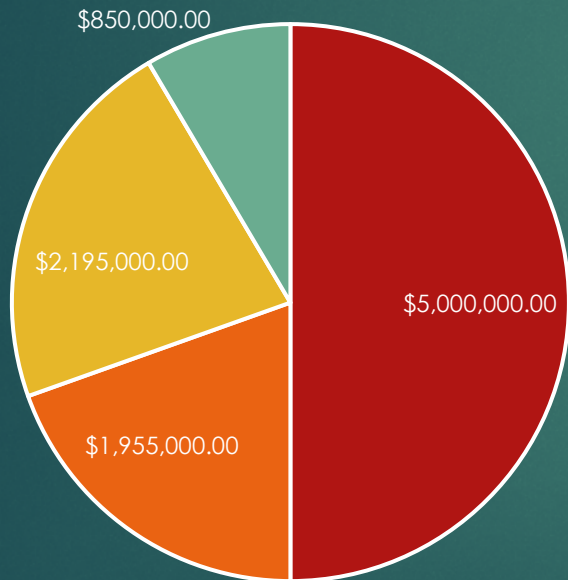


- Forestry and Wildlife
- Land/OCCL
- State Parks
- CWRM
- DOBOR
- DOCARE
- Engineering

LNR141 (Water and Land Development) Departmental Minor R&M CIP Request Breakdown

FY2024 Lump Minor Repairs & Maintenance (MoF A)

Portion of \$10,000,000 Total Request by Division

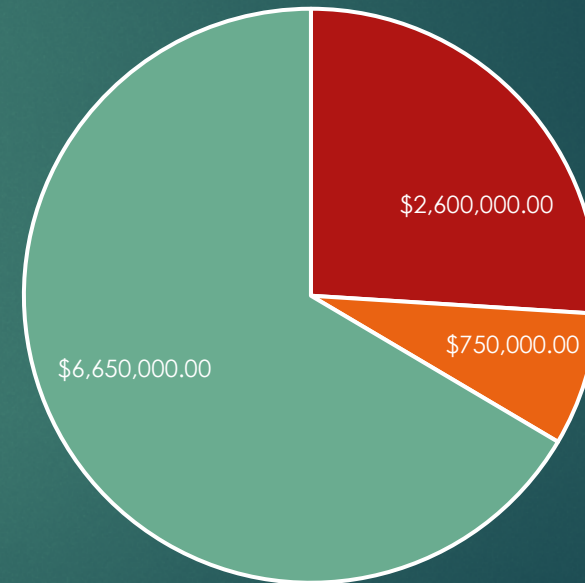


Land/OCCL
Forestry & Wildlife

Engineering
Aquatic Resources

FY2025 Lump Minor Repairs & Maintenance (MoF A)

Portion of \$10,000,000 Total Request by Division



Land/OCCL
Forestry & Wildlife

Engineering
Aquatic Resources

Engineering Division – LNR810 (Prevention of Natural Disasters)

Operating Budget Requests

- Special fund ceiling increase (\$7,042 MOF B, recurring) for fringe benefit adjustments for program staff
- Federal fund ceiling adjustment (\$240,758 MOF P, recurring) to accommodate the receipt of federal grants from the Department of Homeland Security Federal Emergency Management Agency to support floodplain management activities



Nuuanu Dam No. 4, Oahu



Mahalo!

- HB 1653 – Strengthens compliance and enforcement of natural resource violations
- SB 2767 – Funds to support the Fish Aggregation Device (FAD) Program
- SB 3330 – Funds for Carrying Capacity Study for Pūpūkea Marine Life Conservation District (MLCD)
- SB 204 – In-lieu fee Mitigation to support restoration projects
- Positions to support Coral Restoration and Aquaculture development
- Restored Operating Funds and three defunded positions during the COVID Budget crisis



Legislative Priorities

- Program consolidation : LNR 153, LNR 401, LNR 805 to **LNR 401**
- Ocean Stewardship Special fund (S-341) ceiling increase
- Federal Ceiling Adjustments



Division of Forestry and Wildlife

LNR172	LNR402	LNR407	LNR804
Forest Resources	Native Resources & Fire Protection	Natural Areas & Watersheds	Forest & Outdoor Recreation
	 		



Forestry and Wildlife

E Mālama Kākou i ka 'āina
dlnr.Hawaii.gov/dofaw

Accomplishments

- 21% of Hawaii's priority watershed forests are protected through fencing, and we are on schedule to reach our 2030 goal to protect 30% if yearly CIP allotments continue
- Forestry and Wildlife has secured an additional \$80M since 2013 for watershed forest protection using state CIP funds as a match
- State agencies have initiated 65% of the action items in the Hawai'i Interagency Biosecurity Plan
- The interagency Hawaii Invasive Species Council has supported an average of \$4M in invasive species projects per year since FY16
- \$22,072,000 has been secured for the Maunawili Forest purchase
- Trail improvement projects are underway statewide

PC: Nate Yuen



Forestry & Wildlife



FY 24-25 Requests

- Watershed CIP, \$5m/year
- Predator proof fences to prevent the extinction of rare species.
- Raise the ceiling on the Land Conservation Fund
- Additional \$1.5M for the HISC (LNR402)
- Additional \$2M CIP for Maunawili Forest Purchase



Forestry and Wildlife

E Mālama Kā kou I ka 'āina
dlnr.hawaii.gov/dofaw



DHHL Kawaihae
Monitoring Well,
Hawaii

LNR 404 Commission on Water Resource Management

FY 24-25 Funding Request

- Operating – (FY24: \$136,512 A; FY25: \$145,464 A) Full year funding for four (4.00 FTE) authorized Aquatic Biologist positions to assist with establishing instream flow standards (IFS) and conducting field investigations.
- CIP - Appropriate \$2,000,000 in general obligation bond funds for the planning, land acquisition, designing and construction of new Deep Monitor Wells (DMWs) statewide.

Future Needs

- More staff to assist with Red Hill
- Climate Crisis Funding for hydrologic data collection, analysis, monitoring, research, and investigations

LNR 404 Commission on Water Resource Management

Major Accomplishments:

- Co-funded 47 stream gages, 9 monitoring wells, and 18 rainfall stations with USGS
- Designated the Lahaina Aquifer Sector Area a ground and surface water management area.
- Set 34 Instream Flow standards on Maui and Moloka'i
- Updating the Hawai'i Water Plan and Framework



Waikapū, Nā Wai 'Ehā

DOCARE LNR 405

FY 24 Budget Request: Full Year Funding for 12 CREO I Positions

- 2022 Legislature authorized half year funding for 12 new CREO I positions.
- DOCARE is requesting the Legislature approve full funding for these positions in the amount of \$187,800.00 to be recurring.
- Full funding will stabilize these positions so they can be fully used without restrictions.



DOCARE LNR 405

FY 24-25 CIP Budget Request: Renovations to Maui Branch Office

- DOCARE is requesting legislature approval of a CIP Request to renovate the Maui Branch Office roof and windows. Roof is leaking in several areas, and windows need to be renovated.
- Amount requested is \$400,000 in CIP Funds for FY 24.
- Amount requested is \$1 million in General Funds and \$3.4 million in CIP Funds for FY 25.



DOBOR LNR 801

ACCOMPLISHMENTS

- Lahaina Harbor Ferry Pier Improvements
- Ala Wai Harbor 600 Row Pier Repairs
- Ma'alaea Harbor South Mole Finger Pier Repairs



Ma'alaea Harbor



Lahaina Harbor



Ala Wai Harbor

DOBOR Request

Special Fund Ceiling Increase: \$2M for additional R&M projects including:



Parking Lot, Keehi SBH,
Oahu



600 Row, Ala Wai SBH,
Oahu



Bulkhead Repair, Kukuiula,
Kauai

Also,
Dredge Lahaina SBH
Repair Maunaloa Boat Ramp

SHPD Accomplishments FY 22-23

- Filled 6 Vacant Positions
- Listed 12 Properties on the Hawaii Historic Places Register
- Gathered archival data and information on the cultural and natural resources of Ka'ena in support of its nomination as a National Heritage Area.
- Completed 1,644 Reviews





Site 911. Auwai, Koloa Field System

SHPD LNR 802

FY 24-25 Request

- Increase ceiling in Special Fund to include all fringe benefits (S-310).
Will provide SHPD with authority to fund fringe benefit expenditures under FY2024 for two Archaeologists IV positions and 1 Office Assistant III.
- Increase ceiling for Federal Fund (S-209).
Will provide SHPD with the authority to utilize all of the grant award to support requirements of the Federal Program.
- Continue funding for HICRIS maintenance and operations
 - System is essential to SHPD operations
 - Allows easier access to users
 - Requires continual upgrades to improve user experience.

The Division of State Parks manages, regulates, and protects natural, scenic, and cultural resources for Hawai'i residents, visitors, and future generations



- Strive to provide quality recreational, cultural, and interpretive experiences in a manner that minimizes public use conflicts and impacts to resources.
- 53 park units and 13 other areas of responsibility that encompass nearly 34,000 acres, ranging from remote wilderness areas with primitive facilities to iconic state monuments and recreational areas with landscaped grounds, parking, and comfort stations.
- Parking and entry fee increases during the pandemic in 2020 coupled with the return of tourism has resulted in a robust increase in special fund income.
- However, at 155 positions, Hawaii has the least staffed state park system in the U.S. But ranks within the top 25 in visitation.



State Parks LNR 806

STATE PARKS LNR 806

Request:

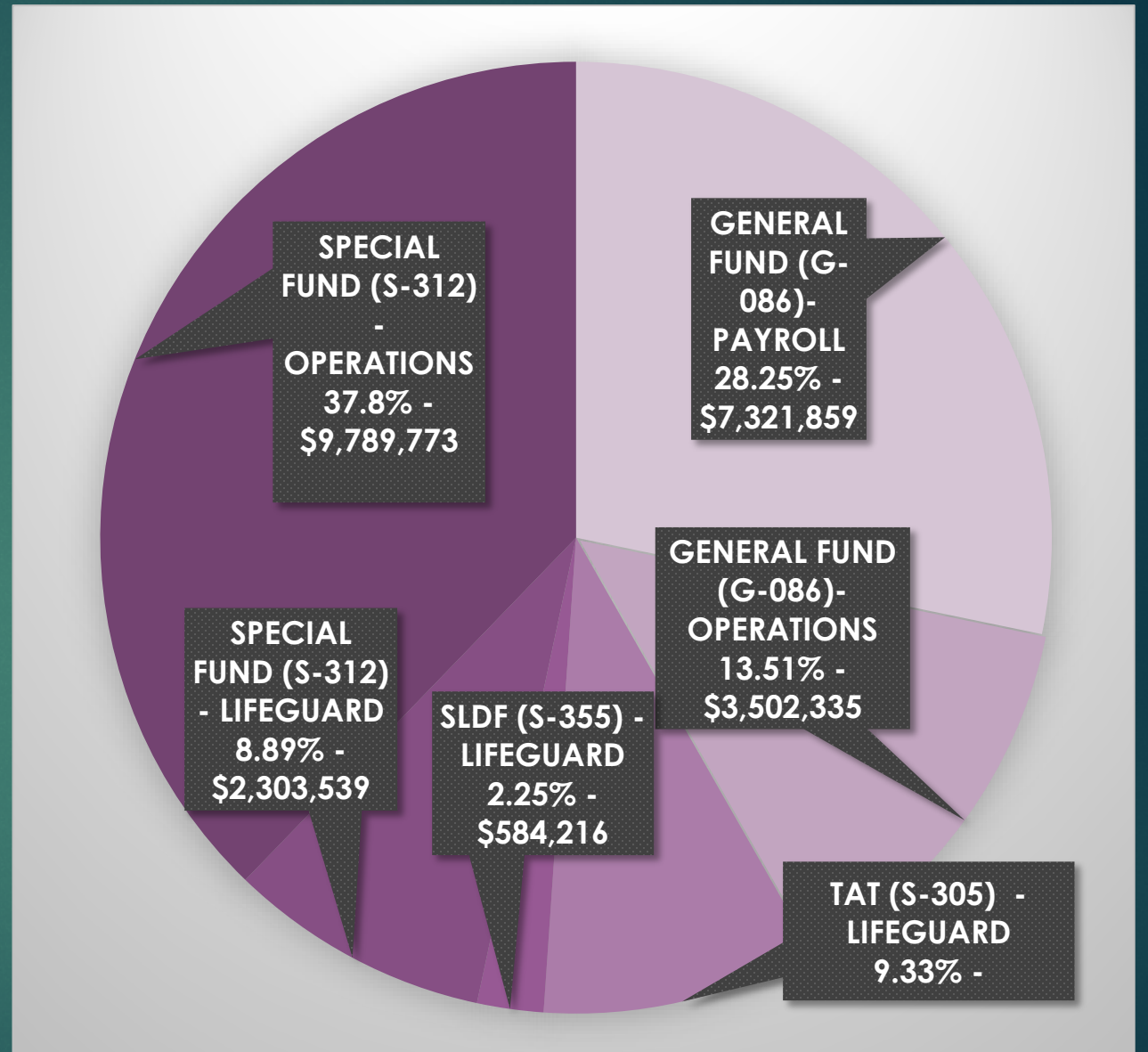
Increase the S312 Special Fund ceiling to \$18 million in FY24
This will enable State Parks to be over 50% self-funded

Spending Initiatives:

Develop master service agreements by island to optimize spending over 40 million dollars on deferred maintenance and ongoing repairs and improvements


Develop a Statewide Asset Management System to standardize repair and maintenance specifications and to reduce future reliance on CIP requests

Establish and fill 28 new positions and fill current vacancies (in progress)



FY23 Funding Sources Breakdown

Beaches of Kaho'olawe



Cultural Uses of Kaho'olawe



Challenges of Restoration

LNR 908 Kaho'olawe Island Reserve Commission

FY 2024/2025 Biennium Budget Request

- Full year funding for half-year funded permanent positions (#92391C, #92392C0 as previously authorized in Act 248, SLH2022.
- Transfer KIRC sixteen (16) positions and Other Current Expenses from LNR906 to new program ID LNR908

Aha Moku (part of LNR 906)

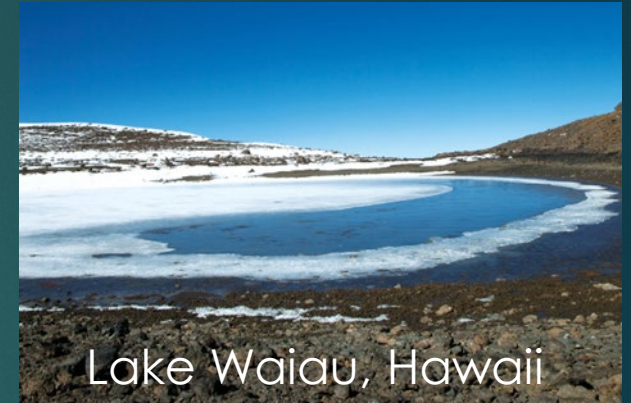
Aha Moku is attached to the DLNR and may advise the Land Board Chairperson via Act 288 SLH 2012

FY 24-25 Budget Request:

- Provide a separate Program ID-LNR 907
- Maintain current funding

ACCOMPLISHMENTS

- Encouraged collaboration between disparate parties with different vision for the 'āina and moana.
- Brought a traditional land-ocean sustainable system to the government policy table.
- Integrated Kupuna/ Practitioner knowledge with modern conservation practices
- Ensured participation from all 8 islands





LNR 906: Chair's Office, Admin and Attached Boards & Agencies

Requests:

- Provide new program IDs for the attached agencies
 - LNR907 for Aha Moku
 - LNR908 for KIRC
 - LNR909 for MKSOA
- Operational funds for the Mauna Kea Stewardship & Oversight Authority

Maintain adequate staff for all Administrative and attached agency functions.

Department of Land and Natural Resources
Fiscal Biennium FB 2023-25 Budget Overview

A. Provide your agency's mission statement, strategic objectives, goals, and performance metrics. How will the agency measure progress? What milestones will be tracked.

The Department of Land and Natural Resources (DLNR) comprises nine divisions: Bureau of Conveyances (BOC), Division of Aquatic Resources (DAR), Division of Boating and Ocean Recreation (DOBOR), Division of Conservation and Resources Enforcement (DOCARE), Division of Forestry and Wildlife (DOFAW), Division of State Parks (SP), Engineering Division (ENG), Land Division (LAND), and the State Historic Preservation Division (SHPD); four staff offices: Administrative Services Office, Human Resources Office, Information Technology Services Office, and the Office of Conservation and Coastal Lands; and the Chairperson's Office.

Administratively attached to DLNR are sixteen Boards and Commissions, including Board of Land and Natural Resources (BLNR), Commission on Water Resource Management (CWRM), Hawaii Climate Change and Mitigation and Adaptation Commission, Kaho'olawe Island Reserve Commission (KIRC), Legacy Land Conservation Commission, Natural Area Reserves Systems Commission, Game Management Advisory Commission, Hawaii Historic Places Review Board, Aha Moku Advisory Committee, Endangered Species Recovery Committee, Forest Stewardship Advisory Committee, Invasive Species Council, Island Burial Councils, Na Ala Hele Advisory Councils, Kaneohe Bay Regional Council, and Mauna Kea Stewardship Oversight Authority.

The DLNR's mission is to educate, enhance, protect, conserve, and manage Hawaii's unique and limited natural, cultural, and historic resources held in public trust for current and future generations of the people of Hawai'i Nei, and its visitors, in partnership with others from the public and private sectors.

The DLNR has approximately 1000+ employees and an operating budget of \$212,124,143 for fiscal year (FY) 2023 from all means of financing. DLNR works in partnership with federal, county, and other state agencies, as well as community groups, non-profit organizations, and private landowners, to carry out its mission.

DLNR is responsible for managing or overseeing:

- 1.3 million acres of Hawaii's public lands in forests, parks, and other natural areas
- 3 million acres of state ocean waters (including all fisheries, coral reefs, small boat facilities, and ocean recreation)
- All freshwater resources (including more than 376 perennial streams and all ground water aquifers)
- Historic and cultural sites
- Forests and watersheds
- Public beaches

- State parks (including 50 parks encompassing 30,000 acres on 5 major islands)
- Regulation of dams and reservoirs
- Rockfall mitigation (on public lands)
- Endangered species protection
- Invasive species control
- Regulating 3 million acres of land in the Conservation District

Land Management Division -- LNR101

Land Division (LAND)

Land Division's purpose is to ensure the effective and efficient use of miscellaneous public lands not otherwise set aside to other agencies, in ways that fulfill the public trust obligations and promote the sustained social, environmental, and economic well-being of Hawaii's people. The Land Division acquires land needed for public purposes such as protection of conservation and natural resource lands and works with the Land Board to obtain approval to transfer the management of lands to other government agencies for their respective uses through executive orders and disposes of land to the private sector through leases, licenses, grants of easements, revocable permits, and rights-of-entry. The Land Division manages about 300 or so short-term permits and 2,000 or so longer-term dispositions such as leases and easements, statewide, for commercial purposes, and a handful of residential leases and permits. The Land Division also maintains an inventory of State lands and is a repository of government land documents dating back to the Great Mahele of 1848.

Office of Conservation and Coastal Lands (OCCL)

The mission of the Office of Conservation and Coastal Lands (OCCL) is to protect and conserve Conservation District lands and beaches within the State of Hawai'i for the benefit of present and future generations, pursuant to Article XI, Section 1, of the Hawai'i State Constitution, through regulation of uses of public and private lands in the Conservation District. These lands encompass our State's terrestrial and marine environments, with special emphasis on coastal areas and beaches. OCCL seeks to balance the conservation of the State's unique and fragile natural resources with development of these resources for the good of the State.

Bureau of Conveyances (BOC) -- LNR111

The mission of the Bureau of Conveyances is to serve and protect the public by providing for an accurate, timely, permanent, and accessible system for recording, maintaining, and preserving land title documents, related maps and facilitating Uniform Commercial Code filings.

Division of Aquatic Resources (DAR) -- LNR153, LNR401, LNR805

The mission of the Division of Aquatic Resources is to work with the people of Hawaii to manage, conserve, and the State's unique aquatic species and ecosystems for present and future generations.

Division of Forestry and Wildlife (DOFAW) -- LNR 102, LNR 172, LNR 402, LNR 407, LNR 804

The mission of the Department of Land and Natural Resource's Division of Forestry and Wildlife is to protect and manage watersheds, native ecosystems, and cultural resources, and provide outdoor recreation, sustainable forest products, and ecosystem services through management, partnerships, community involvement, and education.

Engineering Division (ENG) -- LNR141, LNR810

The Engineering Division administers programs to: (1) provide engineering services to other divisions of the Department to execute Capital Improvements Program (CIP) and/or operating, maintenance and repair projects; (2) reduce the risk to people, property, and natural resources from natural hazards and the failure of dams and reservoirs, through planning, management, mitigative efforts, educations and administration of compatible regulatory programs (including the National Flood Insurance Program – NFIP); (3) effectively manage geothermal resources and its development to protect the health and safety, and to ensure continued viability of the resource for the future; and (4) promote economic development and enhance public welfare by developing water supplies and state lands in support of State-sponsored projects.

Commission on Water Resource Management (CWRM) – LNR404

The mission of CWRM is to protect the water resources (ground and surface water) of the State of Hawai'i for the maximum beneficial use of water by present and future generations. The Commission serves as the primary steward of the water resources public trust and exercises exclusive jurisdiction in all matters relating to the implementation and administration of the State Water Code (Hawai'i Revised Statutes Chapter 174C). Implementation of the State Water Code is achieved through a comprehensive program consisting of long-range planning, hydrologic data collection and analysis, resource monitoring, and regulatory controls and enforcement within established rules, regulations, and guidelines adopted by the Commission. The four (4) branches of the Commission are 1) Planning 2) Stream Protection and Management 3) Ground Water Regulation and 4) Survey.

Division of Conservation and Resources Enforcement (DOCARE) -- LNR405

The Division of Conservation and Resources Enforcement (DOCARE) has primary responsibility for the enforcement of laws created to manage, protect, and conserve Hawaii's unique and limited, natural, cultural, and historic resources. DOCARE is responsible for patrolling and monitoring 3 million acres of marine waters, the largest tropical forest in the nation; the 11th largest forest reserve in the nation of which over 1 million acres have been set aside for hunting; 1.2 million acres of state-owned lands; 2 million acres of conservation lands and 23,000 acres of inland surface waters. Throughout the State, DOCARE officers are required to serve a resident population of approximately 1.4 million and approximately 9 million visitors that utilize Hawaii's resources on a regular basis.

Division of Boating and Ocean Recreation (DOBOR) -- LNR801

The mission of the Division of Boating and Ocean Recreation is to enrich the lives of people of all ages, both residents and visitors alike, by providing ocean-based opportunities, facilities, activities, skill development, and area management including boating of all types, saltwater fishing, surfing, sailboarding, diving, ocean swimming, and other ocean activities.

State Historic Preservation Division (SHPD) -- LNR802

The mission of the State Historic Preservation Division is to develop and maintain a comprehensive program of historic preservation through review of projects to assess potential impacts to historic properties, and to promote the use and conservation of historic properties for the education, inspiration, pleasure, and enrichment of the citizens of Hawai'i.

Division of State Parks (State Parks) -- LNR806

The mission of the Division of State Parks is to manage, maintain and enhance state park operations and infrastructure and programs for the public by providing statewide administrative and interpretive services, formulating overall policies and plans, and determining current and future needs for state parks and Land and Water Conservation Fund supported activities. To provide public safety and quality to recreational and cultural park experience while minimizing potential impacts to natural and cultural resources when developing and operating state parks.

LNR-Natural Physical Environment (Admin) -- LNR906

DLNR Administration's objective is to enhance the effectiveness and efficiency of the Department by formulating policies, directing, and coordinating operations, fiscal management, information technology, communications, and personnel, and providing other core administrative and support services.

Aha Moku Advisory Committee -- LNR907

The mission of Aha Moku Advisory Committee is to bring the people (Na Iwi O Ka'Āina) and the public trust, and their voices and decisions forward to all policy makers regarding the sustainability and perpetuation of all natural and cultural resources connected to the akua that created the aina/land, and 'aina from which the kanaka was born.

Kaho'olawe Island Reserve Commission (KIRC) -- LNR908

The Kaho'olawe Island Reserve Commission (KIRC) was established, under the Hawai'i Revised Statutes – Chapter 6K, to manage Kaho'olawe, its surrounding waters, and its resources, in trust for the general public and for a future Native Hawaiian sovereign entity. The mission of the KIRC is to implement the vision for Kaho'olawe, in which the kino (physical manifestation) of Kanaloa is restored, and nā po'e (people of) Hawai'i care for the land through the meaningful, safe use of Kaho'olawe for the purposes of the traditional and cultural practices of the Native Hawaiian people, and the restoration of the island and its waters.

The KIRC is placed administratively under the DLNR. The KIRC depends upon the Department for its fiscal and personnel support functions. All other functions required to operate the Reserve are conducted from the KIRC's Wailuku, Maui office.

The objectives of the KIRC are to: protect and manage the use and resources of the Kaho`olawe Island Reserve; provide safe and meaningful public access to the Kaho`olawe Island Reserve; restore the devastated landscape of Kaho`olawe; and care for the island's unique cultural and historic resources. The KIRC, in service to protecting and restoring the Reserve conducts the following significant activities:

Provide for safe and meaningful use of the Reserve

- Approve all access to the Reserve and ensure safe access through a comprehensive Access and Risk Management Program (ARMP).
- Provide safety training for staff and stewardship organizations to include Unexploded Ordnance (UXO) identification and safety procedures.
- Maintain an in-house UXO response and management capacity.
- Provide on-island infrastructure and services to safely support on-island projects.

Restoration of native land-based habitats and watersheds

- Control the devastating erosion of valuable topsoil and siltation of our pristine reefs through innovative conservation and reforestation efforts.
- Restore native wildlife to Kaho`olawe through eradication of invasive predators.
- Protect and preserve rare and endangered species through novel partnerships with other agencies, non-profits, community groups and other organizations throughout the state.

Protect and manage Kaho`olawe's surrounding waters and marine resources

- Monitor the health of the Reserve's waters through an array of surveys that cover 60 miles of coastline and extend seaward for two miles from the coast.
- Manage the Reserve's fisheries through public education, boater registration, and required catch reporting.
- Restore the aquatic environment through marine debris clearance and removal.

Care and protect the Reserve's cultural resources including archaeological and historic remnants and expand meaningful cultural use of the island

- Preserve and protect all on-island burials and significant cultural and historic sites.
- Expand cultural use of the island through the support and development of on-island and off-island Native Hawaiian cultural projects.
- Administer the provisions of a Stewardship Agreement with the Protect Kaho`olawe `Ohana (PKO), which allows PKO access to the Reserve in support of KIRC sponsored and approved projects.

- Integrate a Native Hawaiian cultural perspective into the daily operations of the Reserve.
- Expand the public knowledge regarding Kaho`olawe's historical, cultural and scientific importance.

Mauna Kea Stewardship & Oversight Authority -- LNR909

The Mauna Kea Stewardship and Oversight Authority (Authority) was established for the governance of the summit region of Mauna Kea as a spiritual and special place of significance that is home to cultural landscapes, fragile habitats, and historical and archaeological artifacts. The Authority is the sole authority for the management of Mauna Kea lands as defined by Act 255, SLH 2022. The Authority will manage the land uses, human activities, other uses and access, stewardship, education, research, disposition, and overall operations of Mauna Kea lands.

B. Discuss how current state-wide conditions have affected your division's operations and the ability to meet goals. Identify and discuss notable performance measures, expected outcomes, and recent results.

Land Management Division -- LNR101

Land Division (LAND)

Land Division has been affected by sea level rise and homelessness. Sea level rise has caused an increase in the number of applications processed for rights-of-entry and easements for shoreline protection measures. The homelessness crisis has consumed significant staff time in cleanup of unencumbered lands, locating lands for possible 'ohana zone shelters, and even required the surrender of a base yard used by Land Division and other divisions of the department for use as a homeless shelter.

An objective measure of effectiveness has been the amount of annual revenues generated by the Land Division for the Special Land and Development Fund for the use and expenditure by the Land Division and other conservation and natural resource protection offices in the Department. Another objective measure is the number of applications processed for land dispositions (e.g., for permits, leases, rights of entry, easements, etc.) and shoreline certifications. Subjective measures of effectiveness include staff involvement and work on projects having significant statewide importance. Some examples of on-going projects are the expiring military and other federal leases statewide, enforcement and dispositions involving shoreline encroachments, water leasing/licensing, etc. Potential future challenges might include the negative economic impacts of higher interest rates and inflation throughout the Country.

The Land Division administers the Special Land and Development Fund (SLDF). In the fiscal year ending June 30, 2022, the Land Division generated about \$18.8 million in revenues for the SLDF and expended about \$8.3 million. The Land Division transferred a net amount of about \$6.2 million to divisions and programs within the Department. The Land Division also paid to OHA \$2.3 million in public land trust proceeds.

In the fiscal year ending June 30, 2022, the Land Division had issued 28 dispositions involving permits, leases, easements and set asides to other federal, state and county agencies. The Land Division also received and processed 118 applications for a shoreline certification.

The Land Division participated in the Hawaii Interagency Council for Transit Oriented Development and is in the pre-planning stage for the development of lands in East Kapolei, Oahu and Pūlehunui, Maui. The Land Division is also evaluating options for the redevelopment of certain aging buildings on Banyan Drive in Hilo. Additional projects include working with water lease applicants to satisfy the statutory requirements for securing leases and developing proposed legislation to clarify the water leasing process, as well as implementing a new land management information system.

Office of Conservation and Coastal Lands (OCCL)

The OCCL is engaged in major beach management and restoration efforts statewide. An environmental impact statement (EIS) was published to restore sand at Kā'anapali Beach and will be submitting a final EIS for a sand nourishment project in Waikīkī in the Fort DeRussy and Halekulani beach sectors. OCCL anticipates submitting Conservation District Use Applications

OCCL saw a slight increase in the number of applications for new land uses during the fiscal year, which in turn was a significant increase over the number that were received during the height of the Covid-19 epidemic. Conversely, the Office saw a significant increase in the number of potential conservation district violations involving shoreline structures. This is presumably triggered by rising seas and the increase in coastal erosion along vulnerable shores.

In FY 2022 OCCL processed approximately 7 Conservation District Use Applications, 152 Site Plan Approvals, 1 loko i'a restoration permit, 5 emergency permits, 3 shoreline encroachments, and 196 correspondences. OCCL also began the review process for 3 private small-scale beach restoration applications. The office continued investigations into 60 alleged conservation district land use violations. In addition to these formal violations, OCCL has notified the owners of 83 shoreline structures that had previously been approved that they appear to be non-compliant with their permit conditions.

OCCL has initiated talks with community groups across the State to use Beach Funds to develop beach and coastal restoration projects in underserved areas. OCCL manages the Hawaii Climate Change Mitigation and Adaptation Commission, which has just released the five-year update to the Hawaii Sea Level Rise Adaptation Report.

Bureau of Conveyances (BOC) - - LNR111

The Bureau of Conveyances daily operations, revenues and expenses are directly impacted by the volume of recordings, which is largely depending upon real estate market conditions and the overall health of Hawai'i and national economy.

Revenues from document recording fees, certified copies, and user fees totaled \$8,767,453 in FY22. These revenues were sufficient to cover operating expenses. In FY23, the Bureau is anticipating a flat trending to possibly a nominal decrease in revenues from the impacts of a series of events including the COVID-19 “hangover”, continued inflationary pressures with rising interest rates and the anticipated recession that is slowing the State and National economy. In spite of these conditions, revenues should still be sufficient to cover FY23 projected operating expenses due to continuing vacancies in specialized, difficult to fill positions.

Division of Aquatic Resources (DAR) -- LNR153, LNR401, LNR805

Hawai‘i continues to face unprecedented changes to our marine environments caused by climate change in the form of increased ocean temperatures, sea level rise, ocean acidification, and more severe and frequent storm events. Although Hawai‘i was fortunate in not suffering extensive coral bleaching this year, the Division of Aquatic Resources realizes that another major coral bleaching event could be just around the corner which will result in more coral loss throughout the State. The Division of Aquatic Resources is re-thinking its management strategies to address the threat of climate change and focusing on four major priorities:

1. Develop island networks of marine management areas and other management measures (Holomua Initiative)
2. Promote “pono” fishing practices and compliance with fishing rules and regulations
3. Coral Reef Restoration and invasive species prevention
4. Ecosystem Monitoring

To accomplish these goals the Division of Aquatic Resources is focusing on developing and strengthening the essential components of effective management, including development of a resilient marine management area network, statewide fisheries rules, outreach and enforcement strategies, and effective monitoring. The Holomua initiative is an invitation to residents to work with DAR and its partners to achieve our shared goal of a healthy nearshore ecosystem and abundant fish. The initiative will improve the health of our nearshore resources by setting specific goals related to improving ocean-based enforcement, fisheries management, land-based and ocean-based source pollution, and climate adaptation measures.

Hawai‘i’s marine environment faces many growing pressures from polluted runoff, increased ocean temperatures, and unsustainable fishing practices. However, our marine ecosystem is resilient and can recover if proper actions are taken. Many of our residents are embracing and promoting “pono” or sustainable fishing practices and communities are already working to manage our nearshore waters.

In response to repeated coral bleaching events and coral loss associated with those events, DAR has created a coral nursery where corals are collected from harbor infrastructure and fast-grown into coral colonies to be out-planted onto the reef. DAR has also created a rare coral ark to essentially begin a “seed bank” of rare corals only found in Hawai‘i in the event of catastrophic

loss. These rare corals are being propagated for reintroduction to areas lost by coral bleaching events.

In support of coral restoration activities DAR's sea urchin hatchery continues to produce hundreds of thousands of juvenile native collector urchins as effective biological control for invasive seaweeds smothering coral reefs around Oahu.

In addition, the Division of Aquatic Resources is placing more effort on monitoring our estuarine and marine resources to track changes to these vital ecosystems which are being impacted by our changing climate. Through increased monitoring DAR hopes to be able to identify areas where management actions need to be further adapted. Recently, DAR started a pilot project to grow makaloa plants at the Ānuenuue Fisheries Research Center on Sand Island to investigate and evaluate the feasibility of using these native plants to restore coastal and estuarine habitats and improve water quality. The makaloa plants are being currently planted at the Hono'uili'uli Restoration site located in Pearl Harbor's West Loch.

We are interacting with multiple communities throughout the state to update fishing rules, listen to the fishing public, act on concerns and recommendations on management of aquatic resources, and seek new revenue sources needed to achieve our objectives and goals. Objectives such as providing enhanced recreational fishing opportunities, systematic monitoring of commercial fish catches, responding to interest in establishing new community-based subsistence fishing areas, restoring shoreline habitat choked off by invasive mangroves by clearing and replanting native plants, restoring aquatic habitats by rearing and stocking sea urchins on algae infested reefs, adding man-made coral colonies developed from a fast-growth protocol to reef areas affected by poor coral coverage or impacted by natural or man-made damage, conducting inventories of stream life altered by diversions, and many more.

Continued support of the Division Budget is essential to meet important objectives, goals, and performance measures such as DAR's Holomua initiative to effectively manage Hawaii's nearshore waters for healthy reefs, fish, and communities. Included in this initiative are the development of community-based subsistence fishing areas, new regulations managing aquatic life especially herbivorous fishes, protecting our coral reefs along with monitoring and managing aquatic resources, place-based planning, restoration of fragile nearshore ecosystem, and promoting "pono" fishing practices. Our goal for this initiative is to achieve a healthy nearshore ecosystem with abundant marine resources allowing the people of Hawai'i to enjoy our coastal waters, support our livelihoods, and feed our families.

In addition, in numerous scenarios collaboration is in the best interest of the Division of Aquatic Resources. DAR realizes that communication with, and the added resources and expertise of, our partners give DAR a better chance of effectively managing Hawaii's aquatic resources. DAR has worked with our federal partners (USACE, NOAA, USFWS, and EPA) to design and implement an emergency restoration response for a coral reef damage event adjacent to the Honolulu

Harbor Channel. The result of this response was the reattachment of over 5000 dislodged coral colonies. DAR has collaborated with NOAA, The Nature Conservancy, and the Hawaii Institute of Marine Biology (UH), in developing the first phase of a coral restoration plan for Hawaii. DAR has partnered with community groups of He'eia and Hono'uli'uli to secure funding for watershed restoration activities to improve water quality and habitat for aquatic resources. Additionally, we have held many stakeholder meetings targeting fishers to open lines of communication. We plan to continue these meetings and develop an understanding and relationship with stakeholders to better manage aquatic resources for the people of Hawaii.

Division of Forestry and Wildlife (DOFAW) -- LNR 102, LNR 172, LNR 402, LNR 407, LNR 804

The Division of Forestry and Wildlife (Division) is responsible for the stewardship and management of approximately one million acres of land – a quarter of all the land area in Hawai'i – designated as Forest Reserves, Wildlife Sanctuaries, Natural Area Reserves, Public Hunting Areas, and Na Ala Hele trails. Through voluntary, collaborative partnerships, the Division assists in managing another one million acres of partnership lands that protect Hawaii's natural and cultural heritage as well as our source of clean, fresh water, and home to more endangered species than any other state in the nation.

The Division's top priority is providing a sustained and abundant water supply, and recent support by the Legislature has enabled the Division to increase watershed lands protected against damage by feral ungulates and invasive species from 10% to 21% over the last 11 years. The Sustainable Hawai'i Initiative calls for the protection and management of 30% of watershed lands by 2030 to ensure our forests provide for and recharge freshwater supplies. In addition to state-owned watershed areas, the Watershed Partnership Program supports management across one million acres of land through voluntary alliances of large landowners committed to maintaining their forest lands for the water they provide. Sixty-six percent of forest lands in Hawai'i are privately-owned, and the State, with support from federal partners, works to provide expertise to private landowners to assure that forest lands remain in forests via Hawaii's Forest Stewardship, Forest Legacy, Urban and Community Forestry, Natural Area Partnership, and Legacy Land Conservation programs. Another component of the Sustainable Hawai'i Initiative is the implementation of the Hawai'i Interagency Biosecurity Plan. The Division administers the interagency Hawai'i Invasive Species Council, which develops an annual interagency budget to implement cost-saving prevention, control, research, and outreach projects in line with the Hawai'i Interagency Biosecurity Plan.

Another top Division priority is to manage wildland fire impacts on natural resources and the wildland-urban interface. Large wildland fires are not a natural part of Hawaii's landscapes. Wildland fires threaten public health and safety, damage native ecosystems and property, lay the groundwork for invasive species invasions, and erode watershed function. Recent investments in wildland fire infrastructure and dedicated fire suppression funding have allowed the Division to be more effective in fire-fighting efforts and have improved the Division's capacity to manage large emergency incidents such as floods, hurricanes, and lava flow events.

Mitigating climate change impacts is a major challenge for the Division, influencing our work from forest health, wildland fire, and invasive species control to rare species management and extinction prevention. Planning is underway to develop contingencies for anticipated climate change scenarios such as sea-level rise, longer drought periods with intermittent extreme rainfall events, and forest health challenges including the movement of forest diseases, pests, and invasive species. Novel management strategies are needed to prevent the imminent extinction of several of Hawaii's endangered forest birds due to disease spread as a result of climate change-induced mosquito range expansion and the subsequent spread of avian malaria. The Plant Extinction Prevention Program has successfully kept at-risk plant species from going extinct under its watch, but a reduction in federal funding has eliminated much of the program's funding, and without additional support, the state may return to a previous extinction rate of one plant species per year. The Division is poised to support climate change mitigation measures through carbon sequestration. Tree planting is a cost-effective and natural way to capture and store carbon from the atmosphere and provides multiple ecosystem benefits. The Division is looking for opportunities to scale-up tree planting efforts to help the state meet its carbon-neutral goals.

Engineering Division (ENG) -- LNR141, LNR810

With the lifting of COVID-19 pandemic restrictions, the division has resumed travel for outer-island project site visits and dam safety inspections, thus requiring less reliance on outer-island consultants and dam owners.

To the fullest extent possible, paper processes have been replaced with digital processes by utilizing current technology such as email, eSign for communications and routing for approval, and SharePoint/OneDrive to collaboratively review/edit and file documents which has improved efficiency in current operations. These processes have continued post-pandemic as it has enabled our programs to be much more effective in performing our operations and meeting our goals.

Millions of dollars appropriated for DLNR shovel ready projects and maintaining staff capacity to execute/expedite these projects continue to create jobs to stimulate and boost the economy. Several performance measures are: 1) completing projects and expending project funds to boost the construction industry; and 2) meeting our regulatory program mandates, conducting routine safety inspections, and issuing permits in a timely manner for our dam safety and mineral resources sections.

Commission on Water Resource Management (CWRM) – LNR404

Water is Hawaii's most important natural resource. Its protection and preservation are directly linked to health, welfare, and quality of life. As the State approaches the limits of its water resources, effective and proactive plans and strategies should be in place to optimize and conserve water use, to best allocate existing resources, and to implement measures to best meet future needs and competing interests, while protecting public trust uses and sustaining our water

resources. A variety of factors are affecting CWRM's operations and its ability to meet goals and uphold its public trust responsibilities. This includes:

- Funding and staff: Despite CWRM's broad and overarching authority to manage, protect, and regulate water resources statewide, CWRM lacks the funding and staff needed to fulfill its responsibilities. CWRM operates on an annual budget of less than \$3 million. Most of this funding supports CWRM's 24 staff positions and the annual USGS contract for statewide hydrologic data collection with very little left over to carry out the extensive authorities outlined in the State Water Code (HRS 174C). Given the range of water challenges currently facing Hawai'i, there is an urgent need to adjust CWRM's capacity through increased and adequate funding and staff. More staff will allow CWRM to engage with communities ahead of contentious issues and avoid conflict, conduct research and monitoring essential to ensure the long-term sustainability of the State's water resources and the protection of public trust uses, respond to water-related inquiries and petitions in a timely manner, conduct enforcement and hold permittees accountable, and ensure timely updates to the Hawai'i Water Plan by engaging early and often with agency preparers and stakeholders. While CWRM is committed to seeking funds from a variety of non-State sources and federal grants, the lack of staff inhibits CWRM's ability to apply for and manage grant opportunities. In addition, the majority of grants have matching requirements, which CWRM cannot meet given its limited base budget.
- Data and monitoring: Monitoring is critical to ensure the protection of Hawai'i's water resources. Hydrologic data and studies are used to monitor climate change, inform regulation, recharge rates, surface water-ground water interactions and the impacts on traditional and customary (T&C) practices and determination of sustainable yields. Unfortunately, CWRM's current hydrologic data collection network (stream gaging stations, deep monitor wells, etc.) is very limited. To supplement the lack of in-house monitoring, CWRM enters into an annual joint funding agreement with the U.S. Geological Survey (USGS) for statewide hydrologic data collection and water resource monitoring. Funding from CWRM's budget has been used to meet the cost-share amount, which in FY23 was over \$1 million. This recurring cost uses more than one third of CWRM's entire annual budget, leaving little left over to implement CWRM's other public trust obligations. CWRM also maintains and operates a network of 13 deep monitor wells (DMWs) statewide, which provide data on changes in freshwater aquifers over time. This data is essential for observing long-term changes in water availability and planning for future water shortages. CWRM estimates at least 20 more DMWs are needed statewide to improve the State's understanding of groundwater conditions and prepare for the impacts of climate change. A recent USGS report identifies immediate and long-term water resource monitoring needs statewide amounting to \$177 million. The recommendations outlined in this report depend on increased funding for CWRM.

- Red Hill fuel leak: The Commission has unique and explicit public trust responsibilities for managing water, including short and long-term efforts and actions to eliminate the threat of the current Red Hill fuel leak to O'ahu's water resources. As co-trustees of water, CWRM and the Department of Health (DOH) are responsible for jointly ensuring the maintenance of high standards of water quality. Fulfilling this legal obligation will require enhanced collaboration between the two agencies and a clear understanding that water quality and quantity are intrinsically connected and the regulatory functions around water should not be bifurcated among CWRM and DOH. The effects of the Red Hill fuel leak will reverberate for decades, impacting current and future generations and the quality *and* quantity of water resources on O'ahu. Remediation and recovery of O'ahu's primary drinking water aquifer (Pearl Harbor) will require investments in clean-up, monitoring, and long-term recovery focused on watershed health and recharge.
- Climate change and freshwater security: Water availability is uncertain based on future climate crisis predictions, contamination events like Red Hill, statewide drought, and the threat of future water shortages. Hawai'i is experiencing hotter and drier conditions. This affects both ground and surface water availability. Dealing with the climate crisis requires a more integrated approach to water management that is holistic, rejects siloed planning and looks at water in all its forms. More studies are needed to fully understand the implications of alternative water sources, their necessary technologies, and the infrastructure needed to make them effective here in Hawai'i (i.e.: de-salinization, re-use, etc.). Especially given climate change and current and future drought, the Commission must improve coordination with DOH to explore alternatives to potable water supply, which is already in decline in some areas of the State.
- Watershed and forest protection: CWRM's Water Resources Protection Plan (WRPP) prioritizes protection of forested watersheds necessary to protect and sustain ground and surface water resources statewide. The State's ongoing Watershed Initiative has attracted millions in State and non-State funding to ensure the protection and management of Hawai'i's priority watersheds. Currently over 21% of Hawai'i's priority watershed forests are protected, but thousands more acres are still threatened by invasive plants and non-native hooved animals. CWRM relies on other partners including the Division of Forestry and Wildlife (DOFAW), Watershed Partnerships, and Invasive Species Committees to implement actions needed to protect Hawai'i's remaining native forests. There is no dedicated source of funding for watershed protection and many organizations that assist the State rely exclusively on grants provided by the State and other private, county and federal agencies. Watershed and forest protection remain a priority for the State and CWRM and is vital to sustain water resources used for drinking, agriculture, T&C practices, and the enforcement of instream flow standards.

Despite these challenges, available resources have enabled CWRM to achieve the following results:

Planning

- In 2021, CWRM began the process of updating the Hawai'i Water Plan Framework. The Framework helps guide the content and process for updating the eight (8) components of the Hawai'i Water Plan. The revised Framework will ensure that a consistent and coordinated effort will be put forth to plan for satisfactory protection, conservation, reasonable and beneficial uses, and management of Hawai'i's water resources with a new focus on climate change, Native Hawaiian traditional and customary (T&C) practices, agriculture, and better integration of land and water planning. The updated Framework will be finalized in early 2023. It will provide a new lens by which other agencies and organizations can understand and execute water resource management and planning.
- Continued to work with HWP preparers on various components of the Hawai'i Water Plan, including the Maui Island Water Use and Development Plan, Molokai Island Water Use and Development Plan and the Keauhou Water Use and Development Plan.
- Cooperated with USGS in a study to assess groundwater recharge for future climate conditions for the Hawaiian Islands of Kaua'i, O'ahu, Molokai, Lana'i, Maui, and Hawai'i.
- Continued the implementation of the Water Audit Program, established under Act 169, Session Laws of Hawai'i 2016, which requires the submission of annual validated water audits from the municipal water departments and public water systems serving a population of 1,000 or more and those within water management areas; and provide technical assistance as needed. A total of 77 water audits were performed this year using version 5.0 of the American Water Works Association (AWWA) Reporting Software. Based on the water audits submitted, real losses (actual physical leaks) are approximately 25 mgd +/- from affected PWS.
- Continued participation in Red Hill working groups and the development of an action plan to address near and long-term recovery and remediation of the aquifer.
- There is an urgent need to build and solidify partnerships with outside agencies and organizations and the communities most affected by water shortages and future conflicts over water. CWRM is increasing efforts to engage partners, including:
 - Department of Health (DOH). DOH has primary jurisdiction and responsibility for the State's water quality control programs. Historically, the Commission has deferred to DOH on most water quality related matters. As co-trustees of water there is an increasing need for the Commission and DOH to work in partnership rather than operating in silos. By doing so, we can increase efficiencies and also look at leveraging federal funding to invest in water re-use projects, construct deep monitoring wells (DMWs), and conduct proactive climate research.
 - Division of Aquatic Resources (DAR). The mission of DAR is to manage, conserve, and protect Hawai'i's aquatic resources and ecosystems. Many of these ecosystems rely on fresh water from springs and nearshore discharge. As more water is pumped from our aquifers and removed from streams, these systems are impacted in ways that we do not fully understand. CWRM has begun partnering with DAR to understand the impacts of new wells, etc. on ground water dependent ecosystems.
 - Division of Forestry and Wildlife (DOFAW). DOFAW is responsible for the management and protection of Hawai'i's forested watersheds and native

ecosystems that help capture rainfall, which replenishes aquifers and streams. With help from various partners, including groups like the Watershed Partnerships and Invasive Species Committees, DOFAW seeks to eliminate threats to native forests and ensure future water supplies. The Commission recognizes the value of watershed protection and supports the work of DOFAW and its partners.

- 'Aha Moku Advisory Council. Traditional and customary practices of Native Hawaiians is a public trust protected use of water. CWRM permits are forwarded to 'Aha Moku Advisory Council who coordinates and facilitates review with cultural practitioners and lineal descendants to determine if the resources and their practices may be impacted by the proposed project.
- Public Utilities Commission (PUC). In September 2022, CWRM and the PUC entered into a Memorandum of Understanding (MOU) to encourage information sharing and collaboration on matters related to water resources that appear before the CWRM and the PUC.
- University of Hawai'i. CWRM continues to partner with researchers and faculty at UH, including the Water Resources Research Center (WRRC) and recently finalized two Memorandum of Agreements (MOAs) with the William S. Richardson School of Law Ka Huli Ao Center for Excellence in Native Hawaiian Law and the Dana Naone Hall Chair in Hawai'iñuiākea School of Hawaiian Knowledge (HSHK) to provide CWRM with research support on a range of water resource issues including Native Hawaiian water rights.

Ground Water Regulation

- Processed approximately 125 well construction and/or permit applications annually. The primary purpose of review of these applications is to ensure that development on these wells does not have adverse impacts on public trust uses, other ground and surface water users, and the resource as a whole. Another purpose of the review is the protection of the environment by ensuring construction does not create a conduit for contamination. A third purpose of the review is to coordinate and facilitate reviews by various state and county agencies, for compliance with their applicable laws and rules. Finally, a fourth component of the review informs the applicants of nearby sources of contamination.
- Processed approximately 10 water use permits every year. However, the permits are resource intensive because they require evaluation of reasonable and beneficial use, compliance with other agency policies, a Ka Pa'akai analysis, an assessment of alternatives, and other resource impact assessments. These permits also require approval by the full commission.
- Within the past few years, Ground Water Regulation Branch has played a key role in addressing the Red Hill Bulk Fuel Storage Facility releases and responses. Approximately 15 monitor well permits are submitted by the Navy and Board of Water Supply annually. The Deputy Director and Ground Water Regulation Branch Manager have been designated as panelists on the Fuel Tank Advisory Committee, which convenes semi-annually. Staff has also participated in coordination meetings with the Department of Health and the Environmental Protection Agency Region 9, to address compliance with

the Administrative Order on Consent. Staff assesses the shifting in pumpage by both the Navy and the Board of Water Supply out to areas away from the fuel releases.

- Staff continues to address disputes between applicants and objectors via Contested Case Hearings (CCH). Ground Water Regulation Branch is working through a CCH for Dillingham Ranch's Water Use Permit application and has a pending CCH for the Ota well in Keauhou.

Staff is working through the process to address the recently designated Lahaina Ground and Surface Water Management Designation through outreach and preparation for the submission of water use permit applications.

Stream Protection and Management

- Amended the interim instream flow (interim IFS) standards for 16 watersheds (details below by island). The number in parenthesis indicates the number of interim IFS established per surface water hydrologic unit.
 - Island of Maui: Kōlea (1), Punau'u (1), Ka'aiea (2), 'O'opuola (7), Puehu (1), Nāiilihihaele (4), Kailua (2), Hānawana (1), Hoalua (1), Waipi'o (1), Ho'olawa (7), Olowalu (1)
 - Island of Moloka'i: Kamananui (2), Kaunakakai, Kawela (2), Waikolu (2)
- Requested and obtained four (4) additional aquatic biologist positions to support the Stream Protection and Management Branch with IIFS establishment, monitoring, and enforcement.
- Completed a cooperative study with USGS to conduct seepage run analyses on the islands of Maui and Hawaii, to improve understanding of surface water and groundwater interactions.
- Initiated work in partnership with the University of Hawai'i Water Resource Research Center on the installation and maintenance of four (4) mesonet climate stations to support the Hawai'i Statewide Mesonet Program.
- Entered into a Joint Funding Agreement with USGS for Statewide Hydrologic Data Collection and Monitoring, increasing the number of managed streamflow stations from 42 to 47.
- Approved surface water reservations to DHHL of 6.0914 mgd for non-potable water needs in the Ho'olehua and Kalama'ula tracts, Moloka'i; 1.3275 mgd non-potable water needs in the Pūlehunui tract, Maui.
- Effectively addressed and continue to manage two complex traditional water delivery systems (South Waikapu 'Auwai and Wailuku Town Kuleana 'Auwai) in Nā Wai 'Ehā, Maui.
- Amended the State Water Code to clarify appurtenant rights' use, access, delivery, and quality of water, which shall be recognized and protected (Act 27 SLH 2022)
- Designated the Lahaina Aquifer Sector Area as both a Surface Water and Ground Water Management Area including the Honokōhau, Honolua, Honokahua, Kahana, Honokōwai, Wahikuli, Kahoma, Kaua'ula, Launiupoko, Olowalu, Ukumehame Surface Water Hydrologic Units and the Honokōhau, Honolua, Honokōwai, Launiupoko, Olowalu, and Ukumehame Groundwater Hydrologic Units. Staff is continuing to coordinate with various stakeholders in preparation for the submission of multiple surface water use

permit applications for existing and new uses. Applications for existing use must be filed within one (1) year from the date of designation.

Survey

- On average, Survey Branch is developing one deep monitor well every two years. Rapidly changing climate conditions and increased development of production wells and the resulting impacts of the aquifer present the accelerated challenge of resource impacts. In 2022, the majority of work was completed on the Kaloko Deep Monitor Well
- Increased water use reporting compliance statewide from 27% in 2008 to 65% in 2021.
- Survey Branch geologists act as Subject Matter Experts (SME) in various roles such as with the Red Hill task force.
- The Survey Branch has increased data collection through cooperative agreements with various stakeholders, including the Honolulu Board of Water Supply.

Future activities and expected outcomes include:

Planning

- Complete and release the Framework Update for the Hawai'i Water Plan.
- Conduct rule-making proceedings on revisions to Chapters 13-167, 13-168, 13-169, 13-170, and 13-171 Hawaii Administrative Rules.
- Continue the implementation of the Water Audit Program, established under Act 169, Session Laws of Hawai'i 2016
- Enhance our understanding on how climate change will impact water resources in the future.
- Investigate conversion of abandoned wells into monitoring and/or index wells to expand current network of ground water monitoring statewide.
- Improve our communication and outreach to native Hawaiian traditional and customary practitioners who may be impacted by CWRM permitting activities; including Ka Pa'akai analysis.
- Initiate water shortage planning for other areas of the State.
- Finalize a Pilot Adaptive Management Plan for Kaloko-Honokōhau National Historical Park as part of an effort to formalize a methodology for the adaptive management of groundwater withdrawals and impacts to groundwater dependent ecosystems.
- Update sustainable yield numbers based on new recharge estimates from the U.S. Geological Survey.
- Secure more federal funding made available by the Bipartisan Infrastructure Law.

Ground Water Regulation

- Implementation of the process to bring users into compliance in the Lahaina Ground Water Management Area. Staff anticipates water use permits for existing use to be submitted for approximately 100 wells in 2023.
- Continuance of the Dillingham Ranch Contested Case Hearing.

- Facilitate the resolution of outstanding water use permit applications from Molokai Properties Limited and the Maui Department of Water Supply in Kualapu'u on Molokai.
- Refine the adaptive management plan for Keauhou, Hawai'i
- Update of the Well Standards to reflect current management strategies
- Resolution of water use permit issues pertaining to the Navy's shifting of pumpage for sources that supply the Joint Pearl Harbor-Hickam water system.

Stream Protection and Management

- Initiate assessment and development of instream flow standards for up to 10 surface water hydrologic units in southeast Kaua'i following the completion of a USGS Low-Flow Characteristics Study for Southeast Kaua'i in 2021.
- Continue to conduct field investigations in verifying active use of registered and permitted surface water diversions in support of developing instream flow standards.
- Continue to work with stakeholders through implementation issues associated with the 2017 Mediation Agreement for the Waimea Watershed Area, Kaua'i.
- Continue to work with stakeholders in assessing the Commission's Order to the Honolulu Board of Water Supply to bulkhead the Ha'ikū Tunnel in support of measurable interim IFS.
- Completion of the USGS Cooperative Study to Estimate Low-Flow Characteristics for Streams in Hawai'i (StreamStats).

Survey

- Drill at least one monitor well a year, which will help assess areas where hydrologic conditions are at risk of degradation due to overpumpage or climate change.
- Increase data collection through collaboration with stakeholders and better reporting compliance
- Continue to provide expertise as subject matter experts on hydrogeology for various purposes and convene a multi-agency subject matter expert group to address Commission related groundwater issues.

Division of Conservation and Resources Enforcement (DOCARE) -- LNR405

There is an ongoing perception of some of Hawaii's resource users that Hawaii's unique natural resources are unlimited and can withstand unregulated pressure. This demonstrates the need for more enforcement to ensure sustainability.

Significant population increases and the creation and/or expansion of resource areas such as the Governor's "30 X 30" plan, and the establishment of Marine Protected Areas such as the Community Based Subsistence Fishing Areas in Haena, Kauai and Miloli'i in Hawaii County are also emergent factors. Both these kinds of initiatives come with the need to promulgate additional regulations to protect the State's marine resources in these areas, thus increasing the need for conservation related enforcement and education.

The Department's conservation and resources enforcement program's budget and manpower levels have not kept pace with the increasing population, program expansion and increased areas of responsibility. The 2008-2009 recession caused DOCARE's operational general fund budget to be slashed by nearly fifty percent. While DOCARE's operational general funds have increased since, it has not fully recovered to pre- 2008/2009 level of funding. This coupled with the recent filling of 42 Conservation and Resources Enforcement Officer positions that were previously vacant will cause additional stress on the DOCARE budget by increasing costs of equipment, infrastructure, vehicle costs such as purchase of vehicles, and vehicle fuel and maintenance.

The past several years found DOCARE working greatly in their capacity as State law enforcement officers used in non-traditional law and order roles versus natural resources protectors. This includes law enforcement operations in support of the Thirty Meter Telescope construction project in 2015 and 2019, traffic and roadblock operations in support of the 2018 catastrophic flooding on Kauai, the 2018 eruption of Kilauea volcano in Hawaii County and the 2020-2021 enforcement of the Governor and County Mayor's COVID-19 emergency rules and orders. DOCARE's support of these operations adversely affected DOCARE's budget significantly due to the need to pay contractually obligated overtime and other cost differentials. It also displaced operational focus from natural resources and environmental protection to public safety.

On a more routine basis, DOCARE is realizing a greater reliance and a philosophical shift by the County Police Departments for DOCARE to deal with crime and calls for service within DLNR lands and facilities where traditionally and in the past, the County Police Departments have previously responded. This includes lands and facilities owned or managed by the State including State highways, and lands managed by other State agencies. This shift has required DOCARE to engage in more traditional police responses to issues such as crimes against people and property, instead of natural resource protection. Due to this, DOCARE has experienced increased overtime to address crime within DLNR facilities such as small boat harbors.

The on-going homelessness crisis is an additional emergent factor which is a continual operational priority. Due to the constant need for operations to clear homeless individuals from DLNR lands and facilities, and the requirement to ensure compliance with legal guidance such as the storage of unclaimed personal property, DOCARE is obligated to divert attention, resources, and funding to address this on-going and repetitive problem. Recurring funding will be required to sustain DOCARE's law enforcement role dealing with homelessness until an effective long-term socially based solution can be created and implemented.

Due to DOCARE's focus on responsiveness and service, the Division has been forced to defer maintenance of its facilities throughout the State. DOCARE's Branch Offices, base yards and evidence holding facilities are in dire need of capital improvements to ensure safe use of these facilities. This includes repaving of parking areas, roof and window repair due to leaks, building repainting, termite damage repair and mitigation, and other maintenance problems.

Environmental consciousness of our State's unique natural resources continues to rise, resulting in an increasing demand on DOCARE to protect and preserve natural areas, historic sites, culturally sensitive sites, refuges and unencumbered State lands and sanctuaries.

User conflicts caused by competing interests have resulted in increased demand for more law enforcement intervention.

Native Hawaiian rights and related issues play an increased role in DLNR's effort to manage resource use. More attention must be given to community input and recommendations to foster voluntary compliance.

Current DOCARE staffing levels make it impossible to provide adequate coverage on a 24-hour basis. Occasionally, some complaints wait 24 hours or longer before an officer can respond to investigate the case. Limited funding for regular and holiday overtime further diminishes DOCARE's ability to respond to resource violations at a time when DOCARE is needed most.

The issues and problems affecting the program require pro-active measures. Currently, with decreased staffing numbers, DOCARE is primarily responding in a reactive manner. This makes it difficult to be everywhere that DOCARE is needed and meet community expectations. This condition should change when the forty-two (42) Conservation and Resources Enforcement Officer recruits graduate from the DOCARE Training Academy and assume field duties.

Division of Boating and Ocean Recreation (DOBOR) - - LNR801

In 2020 and 2021, the COVID-19 pandemic caused commercial operators to cut back their operations due to lower customer numbers. Commercial operators have now resumed normal operations and are equal to or exceeding pre-pandemic activity levels. DOBOR is actively working to balance the needs of the public with needs of commercial operators, while ensuring that natural resources are not adversely affected. DOBOR is in the process of amending Hawaii Administrative Rules as they pertain to commercial ocean activities in high use areas and plans to introduce legislation that will allow commercial use permits to be issued in a fair and equitable manner when the number of permits are reduced due to overuse of a particular area.

The Legislature authorized new positions in the 2022 Legislative Session, which DOBOR will use to focus on meeting compliance with Department of Health Clean Water Branch requirements as they pertain to storm water runoff. These positions will also help to ensure that rural small boat harbors are adequately staffed. DOBOR is still facing the ongoing challenge of filling vacancies due to having fewer applicants and competition from the private sector.

DOBOR has seen a strong recovery in its revenue from facilities and from property rentals. Commercial activity has recovered strongly in the past year, which has resulted in an increase in commercial revenue both from ocean-based activities and from property rentals. Additionally, DOBOR expects cruise ship arrivals to DOBOR facilities to resume in 2023.

The increase in Hawaii's cost of living has also led to homeless individuals living on abandoned and derelict vessels as well as within the state small boat harbors, which has led to a substantial increase in illegal activities occurring within the facilities statewide.

Recent DOBOR results include:

- Transitioning to a new electronic system for harbor management, property management, online transactions, and vessel registration and titling.
- Ongoing transitioning from Revocable Permits to long term contracts for land leases.
- Completion of the following CIP projects: new Lahaina harbor ferry pier and harbor office, new finger piers at Ala Wai small boat harbor, replacement of all finger piers at Ma'alaea small boat harbor, and wastewater treatment upgrades at the He'eia Kea small boat harbor.

The existing management structure for state small boat harbors and the coastal areas program cannot adequately cover both the harbors as well as ocean recreation. Therefore, a new management structure is needed to address the shortfalls in deferred maintenance and program operations. DOBOR provided the Legislature with a Strategic Plan in 2019 to address these shortfalls. The plan proposes to enter into Public Private Partnerships or qualified management agreements for the operation and management of state small boat harbors, which will allow staff to focus on the coastal areas program.

Expected outcomes for DOBOR include:

- Continuing CIP projects for state small boat harbor facilities to address the \$300 million dollar deferred maintenance backlog.
- Enter into Public Private Partnerships or qualified management agreements for the operation and management of state small boat harbors.
- Increasing staffing presence in state waters to better manage recreational and commercial activities and address user conflicts occurring within the coastal areas program.
- Addressing derelict and abandoned vessels statewide.
- Addressing the drastic increase in commercial activity in the near shore waters statewide.

State Historic Preservation Division (SHPD) - - LNR802

The COVID-19 pandemic and resulting slowdown in economic activity had an impact on the annual revenue received for conducting HRS, 6E, reports reviews, permits, and project submittals. Revue fee revenue has dropped from \$46,000 to less than \$20,000. Increased economic activity has resulted in an increase in projects submitted for review, it has not led to a concomitant increase in fee revenue, continuing SHPD's continued problems in meeting its essential operating expenses.

SHPD's budget request reflects increased program size (increasing staff count from 40 to 55 staff), which will have a positive impact on the number and percent of projects reviewed within legally mandated timeframes, along with a greater percentage and number of inadvertent burials discoveries responded to on a timely basis, survey data & historic properties recorded in GIS, and nominations made to the State and National registers of historic places, respectively. Upon filling

the 15 additional positions requested in the budget and maintaining the incumbent program staff with the salary/payroll increases, SHPD will be able to begin eliminating its review backlog and complete incoming project reviews within the legally mandated timeframes.

Under the existing level of resources, SHPD continues to work at meeting the following performance measures:

1. New projects received are reviewed within the legally mandated timeframes, however, SHPD continues to work on reducing the backlog of reviews.
2. The reported inadvertent burials are routinely responded to within the legally mandated timeframes.
3. The number of nominations made to the Hawaii State Register of Historic Places continues to range from 5 to 10 per year.
4. The number of nominations made to the National Register of Historic Places continues to range from 2 to 5 per year.

Division of State Parks (State Parks) -- LNR 806

External statewide conditions affecting operational goals include a flat job market making it difficult to fill vacant and new positions in some categories, such as Planning and Property Management. Additional impediments are supply chain disruptions creating additional material costs, affecting CIP project with cost increases above the allotted funds.

The Division of State Parks continues to implement both our operational expenditure plan, Repair and Maintenance Program and Master Contract program as well as continues to establish a sustainable base budget for quality-based operations and to meet increasing costs associated with payroll and contractual obligations derived from the State Parks' funding.

To accomplish this, State Parks is focusing on several critical objectives:

- Maintain and improve public safety and park management through the continuation of service and infrastructure/resource modification, repair, and construction.
- Prevent the loss of historic and natural resources through management actions and increasing public private partnerships for enhanced management.
- Increase revenue production through parking, entry, camping and lodging fees at designated park units consistent with cost recovery practices for state parks nationwide, to offset increased cost and respond to deferred maintenance and lack of staffing capacity. An increase in the State Parks special fund ceiling is required to implement this.
- Continue with capital projects to stabilize deterioration of infrastructure for safety and to sustain park unit assets.

LNR - Natural Physical Environment (Admin) -- LNR906

With the current stiff competition in the workforce, filling up a vacant position has become a challenge. There is a need for additional manpower in the Administrative Services Office to efficiently fulfill its responsibilities. This is essential to keep up with the increased workload brought about by the significant increase in new program deliverables and additional compliance requirements in accounting for federal funds and reporting requirements mandated by State and Federal.

Aha Moku Advisory Committee -- LNR907

Over the past 10 years, the generational and lineal descendants of each moku and ahupua'a have surfaced to take kuleana or responsibility for the sustainability and perpetuation of their distinct cultural practices. These practices are handed down from generation to generation and were not shared until recently.

Aha Moku is committed to the support of the State's Constitution and to the collaboration of sharing their generational knowledge of natural resources with DLNR as well as with the different counties of Hawaii. There is a strong support for the Divisions within DLNR who focus on the protection of natural and cultural resources.

The emerging trends of each island follow the same mandate which is to work with and share generational knowledge with the different divisions of DLNR. While this has been difficult in the past, it is now flowing in a smoother direction.

Kaho'olawe Island Reserve Commission (KIRC) -- LNR908

The Kaho'olawe Island Reserve Commission has been impacted by the effects of both increasing severe weather conditions and the past several years of funding cuts due to the economic impact of the COVID pandemic.

Effects of climate change have resulted in escalation of weather severity and instability especially on Kaho'olawe and in the surrounding ocean channels. This condition has made regular channel crossings between Maui and Kaho'olawe in the KIRC landing craft much more difficult and requires more manpower to augment the existing boat crew to transport personnel, materials and supplies to keep Kaho'olawe Island operations running safely and effectively. Additionally, the increase in coastal erosion and especially the once in a century large surf of July 2022 has significantly impacted our coastlines and as a result required new projects that require additional manpower to harden and restore our effected coastlines.

The KIRC's ecological restoration of Kaho'olawe has been surviving on the remnants of a diminishing trust fund established from the State's portion of a federally funded Kaho'olawe cleanup starting in 1993 and ending in 2004. Since 2004, no additional federal appropriations were made to fund the continuing work of the KIRC on Kaho'olawe and as such, the KIRC has been seeking a combination of state general funds and grant funding to continue its restoration efforts as mandated in HRS 6K. State general funds appropriations starting in 2017 have been authorized for some manpower and the KIRC's Maui-based operations. A permanent reoccurring appropriation is needed to continue Kaho'olawe-based operations to ensure the KIRC can

maintain a safe and effective base camp and field operations to continue its on-island restoration work. Act 248 SLH 2022 made a one-time appropriation of \$400,000 to support KIRC's Kaho`olawe field operations, but a regular reoccurring appropriation of this magnitude is needed to ensure the continued safe operations on Kaho`olawe for public access and for the KIRC's restoration field work to continue.

Expected outcomes for the Kaho`olawe Island Reserve Commission include:

- Start a new three-year, native dryland forest planting project on the leeward slopes of Kaho`olawe projecting to plant 30,000 native plants as part of a Non-Point Source Pollution Prevention project from the Department of Health, Clean Water Branch funding.
- Begin planting for a new coastal wetland restoration effort which will include planting 10,000 native plants over a two-year effort funded by US Fish and Wildlife Services through the North American Wetland Conservation Act (NAWCA).
- Planted 4,000 of 20,000 coastal native plants to protect and enhance coastal wetlands in a National Coastal Wetland Conservation Grant project.
- Implement continuous live-streaming video from Kaho`olawe including 360 video access updates and a Kaho`olawe Virtual Reality experience to increase public access to Kaho`olawe through an Institute of Museum and Library Sciences (IMLS) funded project.
- Continue operating an island-wide photovoltaic-battery electrical grid on Kaho`olawe with projected savings of \$100,000 annually in fuel and operating cost.
- Continue operations of remote base camp facilities and twice monthly volunteer work trips supporting Kaho`olawe restoration efforts.
- Continue supporting native Hawaiian steward groups safe and meaningful access to Kaho`olawe by maintaining on-island facilities, providing unexploded ordnance safety training and response and emergency communications network.

Kaho`olawe Island Reserve Commission results include:

- Increased by 25% public volunteer access to the Honokanai`a Base Camp by updating revised COVID-19 sanitation and cleaning protocols and implemented revised CDC recommends on Kaho`olawe. Also increased Kaho`olawe Base Camp capacity by replacing the damaged critical seawater intake system used for on-island freshwater desalinization. The seawater line was damaged during the July 2022 high surf event.
- Removed five tons of marine debris from Kaho`olawe as part of national Fish and Wildlife Foundation funded marine debris clearance project.
- Completed planting 5,000 native dryland forest plantings and 20 erosion controls barriers on the northern slopes of Kaho`olawe as part of a Non-Point Source Pollution Prevention project from the Department of Health, Clean Water Branch funding.
- Completed planting 5,000 native plants as part of a community engagement project sponsored by the Hawaii Tourism Authority.
- Updated an on-line searchable database and webpage for the Kaho`olawe Living Library, providing user-friendly access to Kaho`olawe information and archive materials through an Institute of Museum and Library Sciences (IMLS) funded project.

- Completed the initial testing of a novel restoration technique to use biochar to improve soil health in degraded coastal and wetland areas as a Duck Unlimited/USFWS funded initiative.

Mauna Kea Stewardship & Oversight Authority -- LNR909

The Mauna Kea Stewardship and Oversight Authority (Authority) is the sole authority for the management of Mauna Kea lands. The Authority will manage the land uses, human activities, other uses and access, stewardship, education, research, disposition, and overall operations of its respective lands. Rights, duties, and positions will be transferred from the University of Hawaii to the Authority. The Department of Land and Natural Resources has been identified as the State department within which the Authority shall be placed for administrative purposes.

C. Federal Funds: Identify programs that have lost or are at risk of losing federal grants and provide the following:

- **Federal Award Title:**
- **CFDA Number:**
- **Discuss the impact to the public and your planned response, including efforts to supplant any federal fund reductions for the current year (FY23) and upcoming fiscal year (FY24) with other funds.**

Land Management Division -- LNR101:

Land Division (LAND): Not Applicable.

Office of Conservation and Coastal Lands (OCCL): None

Bureau of Conveyances (BOC) -- LNR111: Not applicable

Division of Aquatic Resources (DAR) -- LNR153, LNR401, LNR805: None

Division of Forestry and Wildlife (DOFAW) -- LNR 102, LNR 172, LNR 402, LNR 407, LNR 804:
None

Engineering Division (ENG) -- LNR141, LNR810: None

Commission on Water Resource Management (CWRM) - LNR404: Not applicable. Note: CWRM's limited base budget prevents the agency from applying for federal grants that require matching funds.

Division of Conservation and Resources Enforcement (DOCARE) -- LNR405: Not Applicable

Division of Boating and Ocean Recreation (DOBOR) -- LNR801: Not applicable

State Historic Preservation Division (SHPD) -- LNR802:

Federal Award Title: Historic Preservation Fund Grant-In-Aid

CFDA Number: 15.904

SHPD does not anticipate any reduction in federal funds. In fact, Congress has increased the appropriation to the "Historic Preservation Fund" (HPF) for distribution to the State Historic Preservation Offices by the National Park Service over each of the last 3 federal fiscal years. NPS is also revising the allocation formula for the HPF grants, which is also likely to result in small increases in allocation to Hawai'i. As a result, SHPD anticipates small increases in its annual allocation from the HPF. SHPD continues to meet its obligations under the HPF grant. In December 2020, SHPD installed the Hawaii Cultural Resource Information System (HICRIS) a new workflow and information management system to assist with the increasing volume of permits, reports and submittals required for review. The completion and installation of HICRIS, was the final element under the NPS Corrective Action Plan to be met and resulted in the release of SHPD from the "high risk" recipient status, eliminating any potential administrative reductions in HPF allotments. SHPD continues to upgrade HICRIS. Maintaining and improving HICRIS is essential to meeting its obligations as a recipient of HPF money.

Division of State Parks (State Parks) -- LNR 806:

State Parks Division is currently not at risk of losing any Federal funds.

LNR-Natural Physical Environment (Admin) -- LNR906: None

Aha Moku Advisory Committee -- LNR907: None

Kaho'olawe Island Reserve Commission (KIRC) -- LNR908: None

Mauna Kea Stewardship & Oversight Authority -- LNR909: None

D. Provide a web link (url) of the reports to the Legislature on non-general funds under your department pursuant to HRS 37-47.

<https://files.hawaii.gov/dlnr/reports-to-the-legislature/2023/ASO23-Non-General-Funds-Report-FY22.pdf>

E. Explain the process used to develop the agency's budget and prioritize requests for budget changes.

DLNR prioritizes projects and programs based on public safety, compliance, and public trust resource protection. Implementation of the Sustainable Hawai'i Initiative is the core focus for DLNR's forest, marine and invasive species work, as well as DLNR support for local food production and renewable energy.

DLNR's budget priorities are specifically based upon 1) having sufficient capacity and resources to fulfill its statutory mission, 2) retaining vacant positions to ensure the ability to timely solicit and hire necessary staff, 3) increasing the various DLNR divisions ceiling to expend revenue generated by the division with the goal of self-sustaining operations and increasing capacity, and 4) increasing various DLNR divisions budget to position to meet the state matching funds for available federal funding.

Under that framework, each DLNR division undergoes its own budget review and prioritization in accordance with statutory mandates that guide its vision, mission, goals, and objectives to manage resources for the benefit of the public and to protect the resources and the public. Implementation plans are also established which outline short-term benchmarks and deliverables towards long-term targets.

These results are combined into an overall DLNR budget review and prioritization. The programs consider the major initiatives in progress and planned for upcoming budget cycles and prepare requests for operational and capital funding to support the initiation and/or sustenance of those initiatives and core programs.

Requests are prioritized by considering the scope of potential impacts in serving the citizens of the State of Hawai'i and what potential risks and delays may result in not receiving funds by certain time periods and what alternatives are available.

For revenue generating divisions, management teams review expected revenues and needs to establish a sustainable base budget for operations. They assess needs for special fund ceiling increase requests. Priorities are established to meet minimum standards of operation, including salaries and the fringe benefit assessment, IT system and hardware maintenance and replacement, and preservation of records expenses.

F. Identify and discuss significant adjustments contained in the budget request submitted to the Legislature. Explain and quantify how significant requests for additional funds are expected to affect outcomes.

Land Management Division -- LNR101

Land Division (LAND): None

Office of Conservation and Coastal Lands (OCCL): None

Bureau of Conveyances (BOC) -- LNR111

The Bureau is requesting a ceiling increase of \$750,000 in both FY24 and FY25 to allow for the completion of the multi-phase digitization project which includes image enhancements, indexing and preservation of all recorded documents and maps that will be incorporated into a "BOC Information Hub" to provide interactive, accurate and secure access and servicing to the public

and State/Division staff. Enhanced tools and processes to manage the physical assets at the Bureau such as large maps and record books requiring rehabilitation are anticipated as well.

Division of Aquatic Resources (DAR) -- LNR153, LNR401, LNR805

The division is requesting the consolidation of three (3) DAR program IDs (LNR153, LNR401, and LNR805) into one (1) program ID (LNR401) to simplify internal accounting and budgeting. This is a budget-neutral request.

Increasing the ceilings of the Ocean Stewardship would give DAR the ability to fund new environmental marine habitat protection and restoration projects to support nearshore stewardship projects. DAR anticipates significant increase in the Ocean Stewardship special funds from implementation of the Ocean Stewardship User Fee. In addition, a ceiling adjustment is requested for fringe benefit increases.

Ceiling adjustments for Federal Funds will allow the continued support of Federal grants from the U.S. Fish and Wildlife Service and National Oceanic and Atmospheric Administration. These grants match State funding to statewide recreational fishing projects, marine ecosystem monitoring, coral reef restoration and management projects.

Division of Forestry and Wildlife (DOFAW) -- LNR 102, LNR 172, LNR 402, LNR 407, LNR 804
LNR 102

- Add funds for Legacy Land Conservation Program (\$1,500,000/\$1,500,000, B)
Severe erosion of Legacy Land buying power for land acquisition continues to accelerate with ever-rising property values and growing market demand for larger lots with open space and conservation values. The LNR 102 budget request includes special fund ceiling increases of \$1.5 million for each fiscal year to strengthen buying power for land acquisitions that protect resources for public benefit. Increasing the spending ceilings will bolster efforts to enhance the State's portfolio of high-value, long-term investment in protecting our natural capital base. Returns on investment support community efforts to strengthen resilience, promote health and wellness, and build/operate new models of economic opportunity.
- New Program ID: Transfer-in from LNR101 to LNR102 to properly reflect funds program structure: (\$8,015,618/\$8,024,103 B)
The program structure has been updated to establish a new LNR 102 - Legacy Land Conservation Program. This program was previously within LNR 101. In order to reflect the changes, the S-317 (Land Conservation Fund) needs to be transferred from LNR 101 to LNR 102.

LNR 172

- Full year funding for Forester V, #92309C; Forester III, #92313C; Forestry and Wildlife Worker III, #92323C, #92324C, #92325C (\$155,322/\$167,862A)
Request for full funding of positions Statewide for forest protection and management programs.
- Federal Fund Ceiling Adjustment (\$13,050,000/- \$400,000 P)
Anticipated new grants/adjustments from Forest Service.
- CIP: Kona Storm, Kula Forest Trail Repair, Hawaii (\$400,000, C)
Trails were heavily damaged by a Kona Storm and require repair to maintain access for the public and management. Funding will be used to repair 13 major trail washouts at gulch crossings. Repairs will reduce future maintenance needs.
- CIP: Maunawili Acquisition, Oahu (\$ 0 /\$2,000,000, C)
The Maunawili Acquisition on Oahu will protect and restore important agricultural, cultural, recreational, and forest resources across 1,084 acres. The total acquisition cost is approximately \$22.15 million, and the State contribution is approximately \$7M. The State set aside approximately \$5M for this acquisition and the additional funds are necessary to meet the State's match. The CIP funds are needed to provide required non-federal matching funds for federal grant funds that will be used to purchase the property. The property is threatened by conversion from forest and agricultural uses (planned for subdivision). The property consists of all HRT landholdings at Maunawili, bounded mauka by state land in agricultural use and Waimanalo Forest Reserve to the summit of the Koolau Mountains and makai by the state's largest freshwater wetland, Kawainui marsh, and out to the ocean. The property will enable cohesive management of an entire watershed that empties into Kailua Bay, enabling the restoration of traditional farming and cultural practices, supporting managed recreational and alternative modes of transportation connecting Kaneohe, Kailua, and Waimanalo along traditional historic routes, and providing opportunities for the development of forest product revenue to support forest reserve management (carbon sequestration, forest production, and land lease rent). The acquisition will protect the land from conversion and protect the forest resources while allowing continued investment in the economy. If state funds are not provided, the Division will continue to seek funds for the project, but as much of the property is found in the agricultural land use district it could be cleared of its forest cover and converted to housing at any time. The Maunawili Trailhead has impacted the neighboring community for years, and this acquisition would provide opportunities to better manage recreational public access to this trail and others in the area in a comprehensive way. The project has broad community support and a willing landowner. Once acquired, the Division will work with the community to ensure sustainable and long-term stewardship of the property.

- CIP: Pu'u Oo Saddle House Repair Upper Waiakea Forest Reserve, Hawaii (\$100,000 A)
Funding will be used to replace the roof, gutters, and water tank, repair the stairs, deck, plumbing system, and repaint the historic cabin. Originally built in 1949 and renovated in 1965, the cabin (approximately 1000 sq ft) area is used for public outreach events and management activities and is in severe need of repairs. The roof and gutters leak in numerous spots. The water tank is in disrepair and is filled with debris. The stairs and deck railing are collapsing and need to be replaced. The cabin has not been repainted in 20+ years and will start rotting if not done soon.
- CIP: Nuuanu Forest Recreational Plan and Protection (Access and Parking) Oahu (\$215,000 A)
Construction funding is needed to repair water damage to roads to prevent erosion which degrades water quality in adjacent streams. Proper road design and maintenance provide benefits for public hunters, hikers, gatherers, and management agencies that protect forests and endangered species and provide emergency access for firefighting. The Nuuanu recreational area has experienced considerable growth and needs a parking area and road improvements to provide safe access to popular trails used for hunting units and other forest and outdoor recreation. The existing road is in disrepair in several places and in need of proper design and repair to ensure safe access.

LNR 402

- Add funds for Invasive Species Council (\$1,500,000/\$1,500,000, A)
Funding for the Hawaii Invasive Species Council which is administered by the Department will support inter-agency projects and programs that focus on the prevention and management of high-risk invasive plants and pests. These additional funds would support the work to keep little fire ants from establishing statewide, continue the ports-of-entry monitoring program that prevents the introduction and spread of target pests like coconut rhinoceros beetle and Africanized honeybees in the state, and meet the increased operational costs of managing programs like the island-based invasive species committees which are seeing an increase in operating costs and command for critical invasive species early detection and rapid response services. Additional invasive species funding will allow a landscape approach to invasive species issues.
- Federal Fund Ceiling Adjustment (\$2,008,378/\$547,818N), (\$1,032,133/\$-2,047,867P)
Additional anticipated Federal funds from Fish and Wildlife Service and USDA Forest Service.
- CIP: DOFAW Oahu Baseyard Improvements, Oahu (\$1,000,000 C)
Design for the third phase of the Oahu DOFAW Makiki Baseyard improvements to include installation of a critically needed wastewater system (design complete and permitted by DOH), construction of fire cache (design in progress) for wildland fire response readiness,

and implementation of deferred maintenance to other buildings. This includes repair, maintenance, and replacement of existing infrastructure requiring repair. Includes removal of lead paint, repair of retaining walls, and other safety and structural repairs that address workers and public safety.

- CIP: Kanaha Pond State Wildlife Sanctuary Fence Replacement, Maui (\$700,000 A)

The funding would support the Kanaha Pond State Wildlife Sanctuary, one of the most important breeding sites for endangered waterbirds in the state. A predator fence is needed to prevent predators from entering the sanctuary and killing endangered birds. The existing fence is aging and damaged, allowing predators to enter, resulting in costly efforts to control the constant influx of predators. Replacement of the fence will protect birds while reducing time and costs to control predators.

- CIP: Hilo Office Roof Replacement, Hawaii (\$185,000 A)

This project will consist of removing the solar panel array along with the old roofing which needs to be replaced. Installing new roofing that will have a 30-year lifespan and the existing solar panel array produces power from the sun. Hilo receives approximately 142 inches of rainfall each year, and metal roofing provides the best cost benefit. The existing roof requires frequent repairs due to corrosion.

[Click here to see a flyer about this project.](#)

- CIP: Lehua Facilities Restoration (Water System Upgrade, Dangerous Metals Removal, Solar (\$100,000 C)

Improve existing facilities and infrastructure on Lehua Island to enable ongoing seabird and marine animal monitoring and habitat restoration. Access to water is needed to perform all operations on Lehua. This CIP will provide funds to rehabilitate the old water catchment system and replace old solar panels. It will also fund the installation of a permitted State mooring for State boats that transport staff to the island, and update the weather dome windows, door, and deck including cabinets under the deck for storage of management tools and equipment. This will include restoring the existing water collection and irrigation system, constructing storage cabinets for various equipment, removing old rebar and other metals, add a solar panel and battery storage system, and install signage.

- CIP: Mauna Kea Fence, Hawaii (\$500,000 A)

The Palila is an iconic endangered forest bird that lives on the slopes of Mauna Kea. Ungulates (sheep and goats) damage the forests the Palila depends on. To protect Palila critical habitat, the State of Hawaii has been ordered to remove feral sheep and goats from the areas designated as critical habitat on Mauna Kea. The funds will aid in the completion of a perimeter fence that will extend over 50 miles and will stop the ingress of ungulates into Palila habitat. If the project is deferred, the State will not be able to fulfill its obligation provided in the court order. The completion of the project will provide protection for Palila habitat and assist in the recovery of the species.

- CIP: Kawainui Flood Control Levee Improvement, Oahu (\$1,000,000 A)
Construction, equipment, and project-related costs to implement previously funded plans and designs to clean up environmental degradation and implement endangered waterbird and wetland habitat restoration.
- CIP: Maui Bird Conservation Center Repairs and Renovation, Maui (\$260,000 A)
The Maui Bird Conservation Center is a State-owned facility operated by contractor San Diego Zoo Global. Funding will be used for the construction and repair of roof panels, structural framing, and gutters on forest bird holding facilities to prevent mosquitoes from entering the buildings where endangered forest birds are housed.

LNR 407

- Full-year funding for Natural Resources Management Specialist IV (#92320C, #92321C, #92323C A); Forestry and Wildlife Worker II (#92323C, #92324C, #92325C A)
The budget bill indicated a 6-month delay in hiring for these positions and only appropriated half-year funding in the supplemental budget. To continue these essential positions, full-year funding is necessary. These positions are needed to manage the ongoing Axis deer over-population situation in Maui County, an ongoing management and safety emergency exacerbated by drought and the uncontrolled expansion of Axis deer.
- Full-year funding for Natural Resources Management Specialist (#92344C, #92345C A); Forestry and Wildlife Technician IV (#92346C A)
The budget bill indicated a 6-month delay in hiring for these positions and only appropriated half-year funding. To continue these essential positions, full-year funding is necessary. The positions have essential duties for the protection of watershed forests and protecting native species from extinction. The NRM Specialists respond to fires and other emergencies, assist in the supervision of interns and lower-level employees, and undertake high-level project management for CIP and other natural resource projects. The Forestry and Wildlife Workers provide additional capacity for fire and other emergency responses, and ecosystem and species protection projects. Without these positions, the Division will need to rely on contracted services, which will increase costs. The specialized nature of ecosystem and species protection work favors civil service employment where staff can gain rigorous training in wilderness skills, species identification, and knowledge of remote landscapes and the tasks needed to recover native ecosystems.
- Convert twelve (12) positions from Temporary to Permanent (#122005, #122278, #122328, #122329, #12248, #122501, #122574, #122817, #122821, #122836, #122857, #122966 A)
These long-standing and budgeted positions should be made permanent as their duties are necessary for the long-term maintenance and protection of natural areas,

watersheds, and threatened and endangered species. Conversions will reduce employee turnover by increasing the positions' stability and providing career-ladder opportunities.

- Federal Fund Ceiling Adjustment, (-\$250,000/-250,000, N), (-\$4,521,076/-6,021,076 P)
To adjust grant awards from various federal agencies.
- CIP: Watershed Protection and Initiatives, Statewide (\$5,000,000/\$5,000,000, C)
This request implements the Sustainable Hawaii Initiative to protect 30% of priority watershed forests by 2030. Hawaii's native forest is degrading from non-native hooved animals like goats, sheep, cattle, pigs, and deer. Fencing these forests and degraded areas to protect them from hooved animals will lead to multiple ecosystem benefits including increased carbon storage. The recurring lump-sum CIP funds and operating funds for watershed protection have enabled the Division to leverage over \$80 million in non-State funding since 2013. Forest protection and restoration are the top priority land management tools to attain the goal to become carbon neutral by 2045, per the Hawaii Greenhouse Gas Sequestration Task Force. These forests are also the source of Hawaii's freshwater. Immediate action is needed to secure Hawaii's water supply. Hotter, drier conditions exacerbated by climate change damage watersheds and are escalating the costs and conflicts over water. Hawaii's coral reefs are also increasingly threatened. Protecting forests reduces erosion and soil runoff, a major threat to reef health, and reduces flooding hazards. Hawaii has about a third of the endangered species in the nation, with many on the brink of extinction. This project will protect the habitat of dozens of highly endangered plants and animals. Click here for a flyer: [WATERSHED PROTECTION AND INITIATIVES STATEWIDE R 2023 draft \(1\).pdf - Google Drive](#)
- CIP: West Maui Tree Snail Predator Proof Fence, Maui (\$350,000/\$350,000 A)
This request will construct two one-acre fences to provide protection for native snails (Kahuli) threatened by invasive cannibal snails. These fences are a critical component of the on-going multi-island efforts to save our Kahuli to ensure they remain part of our native forest ecosystems.
[Click here to see a flyer about this project.](#)
- CIP: Pua Loke Baseyard Electrical, Gas Tank and Roof Repairs, Kauai (\$200,000 C)
This request will upgrade the electrical system, existing gas pump, and repair the roof of the Pua Loke baseyard facility.
[Click here to see a flyer about this project.](#)
- CIP: Koolau Endangered Tree Snail Predator Proof Fence, Maui (\$150,000, C)
Predator-proof fences have been highly successful at providing a site where captive-reared snails can be released back into the wild. Inside these fences, the snail populations rebound naturally and provide hope for the survival of these species. There is no other viable option for protecting wild populations of these species that once were a familiar and legendary part of the native Hawaiian forests. Without protection, introduced

cannibal snails will eliminate all native snails on the landscape. [Click here to see a flyer about this project.](#)

- CIP: Maui Rare Species Extinction Prevention Fences, Maui (\$750,000 C)
Plans and construction to provide fencing in the highest priority areas that support multiple endangered species in order to maximize conservation return on investment. This project contributes to that effort by investing in the planning and construction of fences, some of which will be fully predator-proof and will protect key high-value hotspots that support the highest diversity of species at risk. Key hotspots have been identified in the Kipahulu and Hana Forest as well as other areas of Maui and Molokai. This project will ensure adequate protection for species at risk in their native ecosystems and contribute significantly to the protection and recovery.

LNR 804

- Wildlife Revolving Fund (S-343) ceiling increase to allow the Division to accomplish increasing annual program needs (\$250,000/\$150,000, W) (Other Current Expenses, \$150,000/\$150,000 Equipment, \$100,000/\$0)
The Division is requesting a ceiling increase to allow the Wildlife Revolving Fund to accomplish increasing annual program needs. The funds add capacity to provide new hunter access routes to several hunting units, purchase additional ground and maintenance equipment and supplies to maintain existing game management facilities, and improve game habitat projects in game management areas. Game bird hunting has become more popular - funds will aid in game bird rearing/release projects while creating additional game bird habitats. Funds will also aid in the continued development of our online electronic tag and permit system and will support the ongoing ungulate mapping research that is being conducted statewide. These funds are from hunting license revenue and should be applied to wildlife protection and management.
- Federal Fund Ceiling Adjustment, (\$5,420/\$5,420 N)
Anticipated Federal funds increase from Fish and Wildlife Service and Federal Highways.
- CIP: Alakai Swamp Boardwalk Repair, Kauai (\$200,000 A)
The iconic trail on Kauai is heavily used and has not been fully replaced in over 20 years. The funds will be used to purchase materials and complete the project. Parts of the trail are very dangerous due to rotten wood that is over 20 years old.
- CIP: Maunawili Trail Comfort Station and Trail Realignment, Oahu (\$50,000 A)
Construction and installation of parking and bathroom facilities and realignment of the trail to avoid cultural sites. The realignment of the current trail will avoid impacts on the Hawaiian agricultural complex within the project area so that sites may be protected.

Engineering Division (ENG) -- LNR141, LNR810:

The LNR 810 program (Prevention of Natural Disasters) is seeking a recurring federal fund increase of \$240,758 (MOF P) to accommodate the receipt of anticipated federal grants from the Department of Homeland Security, Federal Emergency Management Agency. The program is also requesting a recurring Special Fund ceiling adjustment of \$7,042 (MOF B) to account for a fringe benefit adjustment. Approval of the budget adjustments will allow the program to perform its duties and statutory requirements.

All Departmental CIP requests are fully contained within two (2) lump sum requests under the LNR 141 program (Water and Land Development) for: GO Bonds Funds (MOF C) of \$20 million per year for Major Capital Improvements Projects, Statewide and General Funds (MOF A) of \$10 million per year for Minor Repairs and Maintenance, Statewide. Approval of these requests will enable DLNR to implement projects that are consistent with our mission, including watershed protection, rockfall and flood mitigation, aquifer protection and management, cultural and recreational improvements, and natural resource protection.

Commission on Water Resource Management (CWRM) – LNR404

CWRM's budget request includes:

- Full year funding (FY24: \$136,512 A; FY25: \$145,464 A) for four (4.00) authorized Aquatic Biologist positions to assist with establishing instream flow standards (IFS) and conducting field investigations.

CWRM is currently involved with multiple stream-related water issues including contested case hearings, petitions to establish instream flow standards (IFS), monitoring of established IFS, potential designation of surface water management areas, and complaints. With more variable streamflows, CWRM is seeing an increase in complaints regarding public trust uses of water, with greater competition in areas such as West Maui (Kahoma, Launiupoko, Kaua'ula), Central Maui (Nā Wai 'Ehā region including Waihe'e, Waiehu, Wailuku, and Waikapū), and Southeast Kaua'i (Wailua). To address these issues and accomplish its mission, CWRM must have adequate field staff to investigate, collect data, conduct field research, and meet with community members. CWRM's workload will only increase with climate change causing extreme fluctuations in streamflows and increasing encroachments upon traditional and customary native Hawaiian practices and water rights. The biggest challenge to meeting goals is the current lack of staff as tasks continue to expand. CWRM currently has only three staff to conduct routine field work, on top of office tasks including preparation of IFS assessments, GIS data analysis, agency meetings, and managing water use reporting by stream diversion owners. Funding (FY24: \$136,512 A; FY25 \$145,464 A) for four (4.00) permanent Aquatic Biologist positions will greatly assist with completing the required field work associated with the challenges detailed above.

- Appropriate \$2,000,000 in general obligation bond funds for the planning, land acquisition, designing and construction of new Deep Monitor Wells (DMWs) statewide.

This funding will construct and/or repair deep monitor wells (DMWs) statewide, with a focus on areas experiencing an increased demand on water resources or are targeted for increased development, to monitor the health of the drinking water aquifers. This project is part of an ongoing effort to monitor aquifer health statewide. Data collected from the DMWs is essential for observing long-term changes in the thickness of the aquifer's freshwater lens, which provides an indicator of drought conditions and expected impacts on groundwater supplies. The current DMW network has limited geographic coverage with only 13 wells statewide. Additional funding (\$2,000,000 C) is needed to enable CWRM to plan, design, and acquire land for DMWs in aquifers that are or may be threatened by increasing ground water withdrawals.

Division of Conservation and Resources Enforcement (DOCARE) -- LNR405:

DOCARE is requesting full-year funding for the twelve (12) established Conservation & Resources Enforcement Officer positions focused on Marine patrol. The Division is anticipating filling these twelve positions in Fiscal Year 2023. Establishing full-year funding for these positions will enable the Division to sustain the viability of these positions.

DOCARE is requesting CIP funding for its Maui Branch Office building renovation. This project is to replace roofing, windows, doors, and associated framing at DOCARE's Maui Branch office located in Kahului, Maui, damaged due to the building's age and exposure to weather and pest damage. A complete and permanent replacement is now critical to prevent further damage due to water leaks and to mitigate safety hazards to the building's lighting system and employee health concerns to mildew and mold. As this facility is DOCARE's operations base in Maui County, repair is essential to ensure continued use, serviceability, and operations.

Division of Boating and Ocean Recreation (DOBOR) -- LNR801

DOBOR received a \$3,000,000 special fund ceiling increase in 2022. Due to the increase in revenues to the Boating Special Fund, DOBOR will again be requesting a ceiling increase so it can fund additional R&M projects.

As part of the Department's lump sum CIP request, DOBOR will receive \$2,000,000 per fiscal year that will be used to improve boating and ocean recreation facilities statewide. DOBOR also recommends an amendment to the CIP statute to allow it to use the Boating Special Fund for CIP without needing Legislative funding approval, to be able to address new facilities and facility replacements in a timelier manner. Being delayed due to the restrictive CIP statute often results in additional costs to the State, as well as significant inconveniences to boaters and ocean users, when DOBOR needs to wait for Legislative approval for funding to place damaged and unusable facilities back into operation.

State Historic Preservation Division (SHPD) - - LNR802

- Increase in ceiling for Special Fund to include all fringe benefits. (S-310) This will provide DLNR-SHPD with the authority to fund fringe benefit expenditures under FY 2024 for

three existing positions including two Archaeologists IV positions and one Office Assistant III.

- Increase in ceiling for Federal Fund. (S-209) This will provide DLNR-SHPD with the authority to utilize all of the grant award to support programs, personnel, and other operating costs.

Division of State Parks (State Parks) -- LNR 806:

- State Parks Special Fund Ceiling Increase

The State Parks special fund spending plan is contingent upon the approval of the request to increase the LNR 806 Special Fund ceiling by \$6,000,000 in FY24 and by \$8,000,000 in FY25.

With the requested ceiling increase and no changes to the State Parks general fund allotment, or any reduction in salary for positions (new and vacant), State Parks will be able to implement the long-term plan for Repair and Maintenance (R&M) with a standardized Statewide Repair and Maintenance program as well as a master service contracts to fulfill critically needed repairs and improvements. It will also facilitate our ability to continue our operating expenditure plan to replace derelict with new vehicles and equipment to meet the needs for the R&M program and the new positions. With the approval of the ceiling, and the implementation of the Spending Plan and R&M program, State Parks intends to begin to offset a portion of general fund for maintenance and to reduce the need for large amounts of CIP funds with special fund income.

- CIP request

The Lump Sum CIP improvement request of \$29,285,000 in FY24 and \$38,750,00 in FY25 for General Obligation Bonds is for (a) large scale and costly hazard mitigation improvements for such projects as Waimea Canyon Lookouts and critically needed and major roadway repairs leading through the Koke'e State Park and up to the Kalalau Lookout on Kaua'i and (b) statewide park infrastructure improvements that would significantly consume operating funds if not funded by CIP, to ensure public health and safety, and planning for the sustained use and protection of cultural and historic resources.

LNR-Natural Physical Environment (Admin) -- LNR906

Included in the FB 2023-25 Executive Budget is the transfer of attached agencies to their own Program ID for tracking and monitoring of funds:

- LNR 907 – Aha Moku Advisory Committee (AMAC)
- LNR 908 – Kaho'olawe Island Reserve Commission (KIRC)

Aha Moku Advisory Committee -- LNR907

New Program ID: LNR 907

Kaho'olawe Island Reserve Commission (KIRC) -- LNR908

KIRC submitted the following request:

- Full year funding for half-year funded permanent positions (#92391C, #92392C) as previously authorized in Act 248, SLH 2022.

Full year funding for new KIRC positions established in Act 248, SLH 2022. These positions are necessary to oversee the Native Hawaiian cultural use of the Kaho`olawe Island Reserve as well as to protect and manage the long-term care of the significant archaeological, historical, and cultural resource of the island. The additional personnel are necessary to coordinate the critical infrastructure, logistics and vessel operations.

- New Program ID: Transfer-in KIRC sixteen (16) positions and funds from LNR906 to new program ID LNR908 (#103110, #103111, #103126, #103127, #103230, #110694, #110706, #112302, #113036, #116472, #116576, #117432, #117439, #117440, #92391C, #92392C)
- New Program ID: Transfer-in KIRC Other Current Expenses (\$213,000) to new program ID LNR908.

The KIRC has observed a long-term increase in unpredictability and severity of the weather and ocean conditions in the waters surrounding Maui and Kaho`olawe most likely due to climate changes and global warming. The increase in weather severity has resulted in an increased need for additional manpower to operate the KIRC ocean vessel safely and effectively and to assist with handling cargo, operating lines and equipment and safety lookouts as staff have been encountering rougher weather conditions and more boat traffic between Kaho`olawe and Maui. The KIRC requests funding to establish two (2) positions, Kaho`olawe Island Reserve Specialist III (KIR III) and Kaho`olawe Island Reserve Specialist II (KIR II) to support boating operations, logistical and field support as necessary. The increasing impact of coastal erosion and severe weather along the shorelines of Kaho`olawe has increased our focus to coastline stabilization and coastal wetland restoration efforts. This additional effort also needs additional field support including additional staffing. The KIRC is requesting funding to establish one (1) Ocean Resource Specialist II to support on-island coastal management, restoration, and protection.

Mauna Kea Stewardship & Oversight Authority -- LNR909

The Executive Budget includes the incorporation of Act 255, SLH 2022 into the operating budget, i.e., to add funds to continue the startup and transition planning costs for the Authority (1.00 temporary position and \$14,000,000 in general funds each fiscal year). The request is to fund the continuation of the transition planning costs for the remaining years of the transition period. The Authority has a transition period of five years.

Department of Land and Natural Resources
Functions

Table 1

<u>Division</u>	<u>Description of Function</u>	<u>Activities</u>	<u>Prog ID(s)</u>	<u>Dept- Wide Priority</u>	<u>Statutory Reference</u>
LAND	To ensure the effective and efficient use of public lands in ways that will fulfill the public land trust obligations and promote the sustained social, environmental and economical well-being of Hawaii's people, including planning for the use of and developing State lands, leasing lands for commercial, industrial, renewable energy, mariculture, agriculture and resort purposes; issuing rights of entry, revocable permits and easements, taking inventory of and managing public lands, and ensuring the availability of lands for public purposes.	Land Division is tasked with the disposition of State lands (including submerged lands and ocean leasing) through lease, permit, rights of entry, grant-of-easement, license, executive order or other types of dispositions, and acquisition of private lands and lands owned by other government entities that are required by the State agencies through negotiation, condemnation or land exchange. Lease administration, including conducting site inspections, processing requests for lease extensions or renewals, consents to mortgages assignments or subleases, and the ongoing enforcement of lease terms and conditions to ensure compliance with rent, insurance, performance bond and other lease requirements. Property management of unencumbered State lands includes responding to complaints by the public, conducting land maintenance activities (e.g. clearing stream mouths, cutting trees, towing abandoned vehicles), and cleaning illegal dumps.	LNR101	12	Chapter 171, et seq., HRS; HAR 183 [geothermal leasing], and HAR 222 [shoreline certification]
		Proactive planning and development initiatives ensure more effective and efficient use of public lands to fulfill our trust obligations and promotes economic activity in Hawaii. Maintains an inventory of State-owned public lands that are under the management jurisdiction of the BLNR as defined in HRS 171-2, and the Division also serves as a repository of land documents dating back to the "Great Mahele" of 1848. Provides abstracting services and land management advice to other State agencies. Evaluating and processing of applications for shoreline certifications, and the enforcement or dispositions encroachments within the shoreline.	LNR101	33	Chapter 171, et seq., HRS.
LAND (OCCL)	To conserve, protect, and preserve important natural resources of the state through appropriate management and to promote their long-term sustainability and the public health, safety and welfare through regulation and enforcement of land use laws under Chapter 183C, Hawaii Revised Statutes; and protect and restore sandy beaches around the state through improving planning and early identification of coastal hazards, as well as through beach restoration and avoidance of coastal hazards.	The Office of Conservation & Coastal Lands processes: Conservation District Use Permits (CDUP), prosecution of land use violations, resolution of shoreline encroachments, management of beach restoration projects (Waikiki, Kaanapali, and Punaluu on Oahu) and development of restoration projects in underserved communities, administration of contested cases involving Conservation District Use Permit's and shoreline certifications. OCCL provides information to landowners, decision makers and the general public regarding Conservation District matters. OCCL provides direction and guidance on a wide variety of coastal issues. This includes response to coastal erosion, coastal development setbacks, and beach nourishment. OCCL is in charge of the Hawaii Climate Adaptation Initiative and has recently completed the five-year update to the State Sea Level Rise Vulnerability and Adaptation Report.	LNR101	9	183C & 190D, HRS

Department of Land and Natural Resources
Functions

Table 1

<u>Division</u>	<u>Description of Function</u>	<u>Activities</u>	<u>Prog ID(s)</u>	<u>Dept- Wide Priority</u>	<u>Statutory Reference</u>
BOC	To serve and protect the public by providing for an accurate, timely, permanent and accessible system for recording, maintaining and preserving land title documents, related maps and facilitating Uniform Commercial Code filings.	Recording, indexing and processing land title and other related legal documents and maps. Issuing Land Court Certificates of Title, certifying copies of matters of record and conducting records and Uniform Commercial Code (UCC) searches. Providing secure public access to and public notice of our recorded information.	LNR 111	13	Chapters 501 & 502, HRS.
ENG	1. Engineering services to other divisions and agencies	Administer contracts for planning, design or construct of departmental projects; provide engineering services provided to other agencies or DLNR divisions.	LNR141	19	--
	2. Rockfall and/or flood mitigation	Retain consultants or contractors to assess conditions and/or implement projects to address rockfall hazards and/or flood damage located on or due to DLNR lands.	LNR141	20	--
	3. Dam safety program	Perform dam inspections; review and/or issue dam permits; develop or implement dam safety projects; prepare dam-related reports or maps; provide dam-related technical assistance; enter dam-related cooperative agreements.	LNR810	21	Chap. 179D, HRS
	4. Geothermal and other mineral resources management/regulation	Review and/or issue geothermal permits; monitor geothermal development activities.	LNR141	22	Chapters 182, 196D, HRS
ENG	5. Flood control program, including administration of National Flood Insurance Program	Review flood control and prevention plans; coordinate flood-related cooperative agreements; provide flood-related technical assistance; perform flood control research, studies or investigations.	LNR810	23	Chap. 179, HRS
	6. Develop water and land resources to support State projects	Implement and/or coordinate projects to develop ground or surface water sources in support of State projects.	LNR141	57	Chapter 174, HRS
	7. Soil and Water Conservation District (SWCD) Program	Provide administrative support and funding to the SWCD program.	LNR141	65	Chapter 180, HRS
DAR	1. Preserve/enhance marine, estuarine, freshwater native and other resident aquatic species and their habitats.	Create and amend administrative rules to protect aquatic species and their habitats, also conduct surveys, monitoring, inventory of important fishery stocks and habitats.	LNR401	6	187A-2; 190-1,2,3,4,5
	2. Promote sustainable resource use and ensure the viability of Hawaii's commercial and recreational fisheries.	Process and analyze commercial fish catch reports, contact fishermen for late reports, issue delinquency letters, and record number of freshwater fishing licenses purchased.	LNR401	29	187A-2(1)
	3. Detect, map and eradicate invasive alien species and prevent entry into state waters.	Plant sea urchins on reefs choked with alien algae to biologically control unwanted algae species.	LNR401	30	187A-31,32
	4. Formulate in-stream flow standards to preserve Hawaii's stream biota.	Conduct annual stream surveys and analyze survey data to model habitat requirements for native stream biota.	LNR401	38	195D-3(a)
	5. Promote public understanding of the importance of Hawaii's aquatic resources.	Encourage conservation and ethical use of the aquatic resources through education and outreach activities.	LNR401	39	187A-9
	6. Issue commercial marine (fishing) licenses, freshwater gamefish licenses, duplicate licenses, dealer permits.	Provide for various fishing opportunities in coastal waters and public fishing areas statewide, log permit and license information.	LNR401	40	189-2(6), 189-3

Department of Land and Natural Resources
Functions

Table 1

Division	Description of Function	Activities	Prog ID(s)	Dept- Wide Priority	Statutory Reference
	7. Review applications for permits to take aquatic life for science, education, and propagation purposes.	Process permit applications in a timely manner provide applications are complete with all necessary information and request would assure no adverse impact on aquatic resources and their habitat.	LNR401	41	187A-6, 6.5
	8. Manage public fishing areas, fish aggregating devices, marine life conservation districts, shoreline fishery management areas, artificial reefs, and refuges.	Conduct creel surveys at public fishing areas, replace and conduct research on fish aggregating devices, monitor fish populations at marine life conservation districts, fishery management areas, artificial reefs and other refuges.	LNR401	45	187A-2(3), 187A-21, 188-22.6-22.9, 188-53
	9. Provide conservation and safety education.	Coordinate/assist with response to shark attacks and provide hazardous marine warnings.	LNR401	42	187A-9
	10. Protect and restore coral reef habitat.	Propagate corals for preservation of biodiversity (coral ark) and reef restoration.	LNR401	54	187A-2
DOFAW	1. Protect and manage forested watersheds, forest reserves, wildlife sanctuaries, and natural area reserves.	Protect and manage forested watersheds, forest reserves, wildlife sanctuaries, natural area reserves, and public hunting and recreation areas across the state.	LNR172, 402, 407, 804	2	HRS 183, 183D, 195, 195D, 198D
		Support forest and natural resource management across the state including watershed partnerships, forest stewardship partners, and natural area partnerships.	LNR407, LNR172	3	HRS 195, 195F
		Prevent and suppress wildland fire on public and private lands with important resources, and to protect life and property.	LNR402	4	HRS 185
		Address and monitor natural resource threats to Hawaii's forests and natural areas including control of damaging feral animals, predators, weeds, invasive species, and diseases.	LNR172, 402, 407, 804	5	HRS 183, 183D, 194, 195, 195D, 195F
		Administer State Land Legacy and federal land acquisition programs.	LNR172, 402, 407	17	HRS 173A, 195, 195D
	2. Protect and manage native ecosystems, threatened/endangered species, native plants and animals, and prevent the establishment of invasive species in state.	Support Hawaii Invasive Species Council and county invasive species committees.	LNR402, LNR172	14	HRS 194
		Implement management and recovery projects for Threatened and Endangered (T&E) native species.	LNR402, LNR407	15	HRS 183D, 195, 195D
		Process T&E habitat conservation plans, safe harbor agreements, and research permits.	LNR402, LNR407	16	HRS 183D, 195, 195D
	3. Provide outdoor recreation for hiking, hunting, camping, riding and off-road vehicle use.	Maintain and develop multi-use trails, Off-Highway Vehicle (OHV) use, and camping and recreation sites, and pursue more access opportunities to public lands. Maintain and manage Commercial Trail Tour Activity (CTTA) that contributes to Hawaii's economic growth.	LNR 804, LNR172	27	HRS 198D, 183
		Document, inventory, protect, and restore historic trails and old government roads.	LNR804	28	HRS 198D
		Maintain public hunting as a source of food, recreation, and to control game animals.	LNR804	46	HRS 183D
	4. Manage and develop forest resources to strengthen the state's economy, and promote sustainable production of forest products and	Work with local forestry industry professionals to support development and utilization of forest products for wood, biomass, non-timber, and community products.	LNR172	47	HRS 183, 195F

Department of Land and Natural Resources
Functions

Table 1

<u>Division</u>	<u>Description of Function</u>	<u>Activities</u>	<u>Prog ID(s)</u>	<u>Dept- Wide Priority</u>	<u>Statutory Reference</u>
	services on state and private lands.	Support the development of sustainable forest product industries.	LNR 172	48	HRS 183
		Manage and permit the collection of forest products for personal and cultural gathering purposes.	LNR172	49	HRS 183
		Administer private landowner assistance projects for forest protection and management, native species habitat, and forest products development.	LNR172	50	HRS 183, 186, 195F
DOFAW	5. Support the Youth Conservation Corps program, and provide environmental education, outreach and volunteer opportunities.	Administer the Youth Conservation Corps (YCC) program; develop and coordinate volunteer projects for native species restoration and conservation; develop and disseminate environmental education materials.	LNR407	51	HRS 193, 195
DOFAW (LLCP)	Invest money every year to protect the State's natural capital base by conserving land for watershed protection, coastal preservation, flood prevention, parks, habitat protection, cultural preservation, agricultural production, and open space and scenic resources (Act 156, SLH 2005).	Conducts a competitive, public process that awards grants from the Land Conservation Fund to state agencies, counties, and nonprofit land conservation organizations for the acquisition of lands that have resource value to the state; administers approved grants and reviews and approves due diligence for conservation transactions; monitors properties conserved, in perpetuity, to assure ongoing compliance with statutory requirements and contractual terms.	LNR 102	18	Chapters 173A, 171, & 247, HRS
CWRM	Protect ground and surface water resources to obtain maximum reasonable beneficial use while ensuring adequate provision for water rights, existing uses, and objectives declared to be in the public interest.	<ol style="list-style-type: none"> 1. Collect and analyze hydrologic data and assess water resource availability and use. 2. Designate water management areas and regulate water use where water resources may be threatened. 3. Establish instream flow standards on a stream-by stream basis whenever necessary to protect the public interest in waters of the State. 4. Administer a statewide permitting system for well construction, pump installation, stream channel alteration, and stream diversion works. 5. Administer water use permitting system in designated water management areas. 6. Develop, implement, and update comprehensive short- and long-range plans to protect, conserve and manage water resources. 7. Investigate and arbitrate water-related complaints/disputes. 	LNR404	7	Chapter 174C, HRS

Department of Land and Natural Resources
Functions

Table 1

<u>Division</u>	<u>Description of Function</u>	<u>Activities</u>	<u>Prog ID(s)</u>	<u>Dept- Wide Priority</u>	<u>Statutory Reference</u>
DOCARE	<p>1. The enforcement of laws and rules relating to state parks, historic sites, forests and forest reserves, aquatic life and its sanctuaries, public fishing areas, boating, ocean recreation and coastal programs, wildlife and its sanctuaries, game management areas, public hunting areas, and natural area reserves, consistent with and in support of the provisions of Title 12, Chapters 6D, 6E, and 6K, Chapter 134, Chapter 200, and provisions of Title 37, Hawaii Penal Code, Hawaii Revised Statutes.</p> <p>2. Engage in educational activities for the dissemination of information relating to sustainability, waterborne activities and safety, and resource conservation laws, rules and practices through the school system, community organizations and the information media.</p> <p>3. Furnish in-service training for division personnel to maintain and/or increase the level of proficiency needed for effective implementation of program objectives.</p>	<p>Investigate complaints, gather evidence, conduct investigations, conduct field observations and inspections, and provide education to the public for the effective enforcement of state laws and rules protecting natural, cultural and historic resources on public lands, state parks, forest reserves, forests, aquatic life and wildlife areas, Kaho'olawe Island Reserve, and any other lands and waters within the State. Enforce the rules in the areas of boating safety, conservation, and search and rescue relative to the control and management of boating facilities owned or controlled by the State, ocean waters, and navigable streams and any activities thereon or therein, beaches encumbered with easements in favor of the public, and the rules regulating vessels and their use in State waters. Exercise all of the powers and authority of a police officer including the apprehension of violators when violations are detected and when the investigation warrants, effectuate arrests or issue citations for violations of Title 12, Chapter 6D, 6E, or 6K or any rule adopted thereunder.</p>	LNR405	10	Title 12, Subtitle 7, Chapter 199, HRS
	<p>4. Administer the Hunter Education Program to educate and instruct the public on outdoor safety and resource conservation as mandated by Chapter 183D-28, Hawaii Revised Statutes.</p>	<p>Provide instruction to the public in hunter safety, principles of conservation and sportsmanship. Issue hunter education certificates or letters of exemption. Plan and develop public outdoor and indoor target ranges for the program.</p>	LNR405	43	Title 12, Chapter 183D, HRS
	<p>5. Coordinate activities with other State, County and Federal law enforcement agencies to suppress cultivation and minimize the availability of marijuana through crop destruction. This function is temporarily suspended due to the COVID-19 pandemic.</p>	<p>Plan and implement missions to eradicate marijuana on state-owned lands and forest areas.</p>	LNR405	59	Title 12, Subtitle 7, Chapter 199, HRS

Department of Land and Natural Resources
Functions

Table 1

<u>Division</u>	<u>Description of Function</u>	<u>Activities</u>	<u>Prog ID(s)</u>	<u>Dept- Wide Priority</u>	<u>Statutory Reference</u>
DOBOR	3. Developing and administering an ocean recreation management plan.	Work with community to develop appropriate uses for state ocean waters.	LNR 801	34	Chapter 200
	4. Administering and operating a vessel registration system for the state.	Registers all new and existing vessels in the state. This includes vessel sales and transfers.	LNR 801	35	Chapter 200
	5. Regulating the commercial use of state waters and marine resources, including operations originating from private marinas.	The division issues commercial use permits for the use of state small boat harbor facilities and state waters in accordance with the Hawaii Administrative Rules (HAR).	LNR 801	36	Chapter 200
	6. Regulating boat regattas and other ocean water events.	The division issues marine event permits for ocean recreation activities such as regattas, surf contests and other uses of the ocean waters.	LNR 801	37	Chapter 200
	7. Administering a marine casualty and investigation program.	Tracks marine accidents statewide as well as coordinates investigations of marine accidents. Accident reports are tracked and submitted to the United States Coast Guard (USCG).	LNR 801	55	Chapter 200
	8. Assisting in abating air, water, and noise pollution.		LNR 801	52	Chapter 200
	9. Conducting public education in boating safety.	Promotes safe boating activities state wide through educational activities at boat shows, schools and other public, marine gatherings. This includes coordinating activities with USCG Reserve and USCG Auxiliary.	LNR 801	60	Chapter 200
	10. Administering the boating special fund.	Responsible for processing payments and expenditures for the program in accordance with B&F and DAGS guidelines.	LNR 801	53	Chapter 200
	11. Assisting in Controlling Shoreline Erosion	Works with DLNR Engineering and the Office of Conservation and Coastal Lands (OCCL).	LNR 801	61	Chapter 200
	12. Repairing seawalls and other existing coastal protective structures under the jurisdiction of the State.	Works with DLNR Engineering and the Office of Conservation and Coastal Lands (OCCL).	LNR 801	62	Chapter 200
	13. Removing nonnatural obstructions and public safety hazards from the shoreline, navigable streams, harbors, channels, and coastal areas of the State.	Removes grounded vessels, submerged vehicles, whale carcasses, and other marine debris from beaches and near shore waters.	LNR 801	44	Chapter 200
	14. Issue long term leases, concession contracts, revocable permits, etc. for the use of fast lands within a state small boat harbor.	The property management section is responsible for developing the fast lands in the state small boat harbor in order to increase revenue that will be used to support the program.	LNR 801	31	Chapter 200

Department of Land and Natural Resources
Functions

Table 1

<u>Division</u>	<u>Description of Function</u>	<u>Activities</u>	<u>Prog ID(s)</u>	<u>Dept- Wide Priority</u>	<u>Statutory Reference</u>
SHPD	1. Review of State and Federal projects	Review reports, photos, inventories, meet with project proponents, enter into agreements with other agencies regarding the treatment of historic or cultural properties.	LNR802	8	6E-8, 6E-10, 6E-42 National Historic Preservation Act as
	2. Inventory and Survey	Inventory and catalogue significant cultural and historic sites.	LNR802	24	6E-3, NHPA, NPS Grant Manual
	3. Burial Protection	Staff the island burial councils (5), make determinations on inadvertent finds, review genealogies and make recommendations to the burial councils, review burial treatment plans and make recommendations to the burial councils. Attend meetings with descendants and project proponents.	LNR802	25	6E-3, 6E-43, 6E-43.5, 6E-43.6
	4. National Register	Staff the Historic Hawaii Review Board (HHRB), review nominations for completeness, present nominations to the HHRB, forward appropriate nominations to the National Register, maintain files on register sites.	LNR802	56	6E-3, 6E5.5, NPS Grant Manual
	5. Certified Local Governments (CLGs)	Work with the counties to ensure historic preservation programs on all islands. Provide grants to Hawaii, Maui and Kauai in alternate years, as they are the 3 counties with CLGs.	LNR802	63	6E-3, NHPA, NPS Grant Manual
	6. Planning	Develop the statewide Historic Preservation Plan and update every 5 years.	LNR802	64	6E-3, NHPA, NPS Grant Manual
	7. Education and Outreach	Develop programs to educate the public about historic preservation and its importance to the state.	LNR802	58	6E-3, NHPA
STATE PARKS	1. Maintain natural and cultural parks, facilities, & resources for current and future generations.	Repair, maintain and improve the quality of park facilities, continue education efforts for the public to enrich experience and reduce impact to sensitive resources and historic sites; carry out capital improvements projects to create and restore park infrastructure.	LNR806	11	Section 184
	2. Provide safe public access to state parks that contain both sensitive natural resources and cultural and historic sites.	Provide lifeguard services at parks on Oahu, Maui, Kauai, and Hawaii; determine and implement park safety improvements and install, as warranted, and maintain increasing number of both warning and interpretive signage for public safety, and education. Expand the Interpretive Technician staff to educate and interact with the public for enrichment of experience and to improve safety and compliant behavior.	LNR806	26	Section 184
	3. Increase opportunities for the enjoyment, appreciation, and management of state parks.	Evaluate and assess the value of park resources by determining new methods to generate income in order to offset shortages in the operating budget and improve the quality of the park experience statewide. Operate camping, lodging, picnic & day use recreational facilities; issue park use permits; continue interpretive programs; administer Land & Water Conservation Funds, State Comprehensive Outdoor Recreation Plan (every 5 years), manage grants-in-aid, and provide public information. Continue to develop public/private partnerships for management and income generation.	LNR806	32	

Department of Land and Natural Resources
Functions

Table 1

<u>Division</u>	<u>Description of Function</u>	<u>Activities</u>	<u>Prog ID(s)</u>	<u>Dept- Wide Priority</u>	<u>Statutory Reference</u>
ADMIN	Provide direction, oversight and accountability for department and all administrative support services to every division.	Plan, direct, & coordinate the various activities of the department within the scope of laws & regulations; direct the preparation of department budgets, submit and justify budgets before review by approving authorities and exercise control of funds made available for the department; maintain a comprehensive accounting and financial information system for the Department's revenues, expenditures and financial transactions; provide and maintain a comprehensive personnel management program for the department providing support services to the Chairperson, staff offices, 11 operating divisions, and one attached agency; plan, coordinate and administer the department's information processing and telecommunications services for program functions.	LNR906	1	Chapters 6D, 6E, 6K, 26, 76, 171, 172, 173, 173A, 174, 174C, 179D, 180, 181, 182, 183, 183B, 183C, 183D, 184, 185, 186, 187A, 188, 188F, 189, 190, 190D, 193, 194, 195, 195D, 195F, 196D, 198D, 199, 199D, 200, 501, 502, HRS
AHA MOKU	To bring the voices of Native Hawaiians, the indigenous people of the State of Hawaii, forward to the attention of state agencies.	The program services the eight main Hawaiian Islands currently through the moku district (larger land districts) and the ahupua'a (small land districts within a moku).	LNR907	66	Act 288, SLH 2012

Department of Land and Natural Resources
Functions

Table 1

<u>Division</u>	<u>Description of Function</u>	<u>Activities</u>	<u>Prog ID(s)</u>	<u>Dept- Wide Priority</u>	<u>Statutory Reference</u>
KIRC	To protect and manage the use and resources of the Kaho`olawe Island Reserve; provide safe and meaningful public access to the Kaho`olawe Island Reserve; restore the devastated landscape of Kaho`olawe; and care for the island's unique cultural and historic resources.	Provide for safe and meaningful use of the Kaho`olawe Island Reserve by: approving all access to the Reserve and ensure safe access through a comprehensive Access and Risk Management Program; provide safety training for staff and stewardship organizations to include unexploded ordnance identification and safety procedures; maintain an in-house UXO response and management capacity; provide on-island infrastructure and services to safely support on-island projects. Restoration of native land-based habitats and watersheds: control the devastating erosion of valuable topsoil and siltation of our pristine reefs through innovative conservation and reforestation efforts; restore native wildlife to Kaho`olawe through eradication of invasive predators; protect and preserve rare and endangered species through novel partnerships with other agencies, non-profits, community groups and other organizations throughout the state. Protect and manage Kaho`olawe's surrounding waters and marine resources: monitor the health of the Reserve's waters through an array of surveys that cover 60 miles of coastline and extend seaward for two miles from the coast; manage the Reserve's fisheries through public education, boater registration, and required catch reporting; restore the aquatic environment through marine debris clearance and removal. Care and Protect the Reserve's cultural resources including archaeological and historical remnants and expand meaningful cultural use of the island: preserve and protect all on-island burials and significant cultural and historic sites; expand cultural use of the island through the support and development of on-island and off-island Native Hawaiian cultural projects; administer the provisions of a Stewardship Agreement with the Protect Kaho`olawe `Ohana (PKO), which allows PKO accesses to the Reserve in support of KIRC sponsored and approved projects; integrate a Native Hawaiian cultural perspective into the daily operations of the Reserve; expand the public knowledge regarding Kaho`olawe's historical, cultural and scientific importance.	LNR908	67	Chapter 6K
Mauna Kea Stewardship & Oversight Authority	Established for the governance of the summit region of Mauna Kea as a spiritual and special place of significance that is home to cultural landscapes, fragile habitats, and historical and archaeological artifacts.	Manage the land uses, human activities, other uses and access, stewardship, education, research, disposition, and overall operations of the Mauna Kea lands as defined by Act 255, SLH 2022.	LNR909	68	Act 255, SLH 2022

Department of Land and Natural Resources
Department-Wide Totals

Table 2

Fiscal Year 2023					
Budget Acts Appropriation	Restrictions	Additions	Emergency Appropriations	Total FY23	MOF
\$ 84,010,329.00	\$ (7,551,030.00)	\$ 1,185,665.00		\$ 77,644,964.00	A
\$ 91,559,773.00		\$ 551,369.00		\$ 92,111,142.00	B
\$ 16,431,247.00				\$ 16,431,247.00	N
\$ 16,593,597.00				\$ 16,593,597.00	P
\$ 728,081.00				\$ 728,081.00	S
\$ 305,954.00				\$ 305,954.00	T
\$ 1,686,056.00				\$ 1,686,056.00	U
\$ -				\$ -	V
\$ 809,106.00		\$ 2,774.00		\$ 811,880.00	W
\$ 212,124,143.00	\$ (7,551,030.00)	\$ 1,739,808.00	\$ -	\$ 206,312,921.00	Total
Fiscal Year 2024					
Budget Acts Appropriation	Reductions	Additions	Other Adj. (Less Non-Recurring; Add CB)	Total FY24	MOF
\$ 84,010,329.00		\$ 16,395,116.00	\$ (8,388,265.00)	\$ 92,017,180.00	A
\$ 91,559,773.00		\$ 9,552,985.00	\$ (1,130,274.00)	\$ 99,982,484.00	B
\$ 16,431,247.00	\$ (250,000.00)	\$ 2,211,740.00		\$ 18,392,987.00	N
\$ 16,593,597.00	\$ (4,521,076.00)	\$ 37,310,973.00		\$ 49,383,494.00	P
\$ 728,081.00			\$ (728,081.00)	\$ -	S
\$ 305,954.00				\$ 305,954.00	T
\$ 1,686,056.00				\$ 1,686,056.00	U
\$ -				\$ -	V
\$ 809,106.00		\$ 250,000.00	\$ (20,024.00)	\$ 1,039,082.00	W
\$ 212,124,143.00	\$ (4,771,076.00)	\$ 65,720,814.00	\$ (10,266,644.00)	\$ 262,807,237.00	Total
Fiscal Year 2025					
Budget Acts Appropriation	Reductions	Additions	Other Adj. (Less Non-Recurring; Add CB)	Total FY25	MOF
\$ 84,010,329.00		\$ 16,437,740.00	\$ (6,699,433.00)	\$ 93,748,636.00	A
\$ 91,559,773.00		\$ 11,552,985.00	\$ (173,973.00)	\$ 102,938,785.00	B
\$ 16,431,247.00	\$ (250,000.00)	\$ 1,101,180.00		\$ 17,282,427.00	N
\$ 16,593,597.00	\$ (8,468,943.00)	\$ 328,284.00		\$ 8,452,938.00	P
\$ 728,081.00			\$ (728,081.00)	\$ -	S
\$ 305,954.00				\$ 305,954.00	T
\$ 1,686,056.00				\$ 1,686,056.00	U
\$ -				\$ -	V
\$ 809,106.00		\$ 150,000.00	\$ (13,640.00)	\$ 945,466.00	W
\$ 212,124,143.00	\$ (8,718,943.00)	\$ 29,570,189.00	\$ (7,615,127.00)	\$ 225,360,262.00	Total

Department of Land and Natural Resources
Program ID Totals

Table 3

Prog ID	Program Title	MOF	As budgeted (FY23)			Governor's Submittal (FY24)				Governor's Submittal (FY25)			
			Pos (P)	Pos (T)	\$\$\$	Pos (P)	Pos (T)	\$\$\$	Percent Change of \$\$\$	Pos (P)	Pos (T)	\$\$\$	Percent Change of \$\$\$
LNR101	Public Lands Management	A	-	1.00	\$ 170,264	-	1.00	\$ 174,977	2.77%	-	1.00	\$ 177,571	4.29%
		B	64.00	-	\$ 29,033,255	62.00	-	\$ 21,529,091	-25.85%	62.00	-	\$ 21,771,432	-25.01%
	LNR101 Totals		64.00	1.00	\$ 29,203,519	62.00	1.00	\$ 21,704,068	-25.68%	62.00	1.00	\$ 21,949,003	-24.84%
LNR 102	Legacy Land Conservation Program	B				2.00	-	\$ 9,518,725	100.00%	2.00	-	\$ 9,527,210	100.00%
LNR111	Conveyances and Recordings	B	57.00	3.00	\$ 7,712,956	57.00	3.00	\$ 8,043,432	4.28%	57.00	3.00	\$ 8,218,592	6.56%
	LNR111 Totals		57.00	3.00	\$ 7,712,956	57.00	3.00	\$ 8,043,432	4.28%	57.00	3.00	\$ 8,218,592	6.56%
LNR141	Water and Land Development	A	24.00	-	\$ 2,918,651	24.00	-	\$ 3,076,742	5.42%	24.00	-	\$ 3,163,755	8.40%
		B	4.00	-	\$ 820,764	4.00	-	\$ 850,713	3.65%	4.00	-	\$ 868,394	5.80%
		T	-	-	\$ 199,479	-	-	\$ 199,479	0.00%	-	-	\$ 199,479	0.00%
	LNR141 Totals		28.00	-	\$ 3,938,894	28.00	-	\$ 4,126,934	4.77%	28.00	-	\$ 4,231,628	7.43%
LNR153	Commercial Fisheries and Resource Enhancement	A	11.00	-	\$ 1,327,059	-	-	\$ -	-100.00%	-	-	\$ -	-100.00%
		B	3.00	-	\$ 440,540	-	-	\$ -	-100.00%	-	-	\$ -	-100.00%
		N	-	-	\$ 420,000	-	-	\$ -	-100.00%	-	-	\$ -	-100.00%
		P	1.00	1.00	\$ 267,474	-	-	\$ -	-100.00%	-	-	\$ -	-100.00%
	LNR153 Totals		15.00	1.00	\$ 2,455,073	-	-	\$ -	-100.00%	-	-	\$ -	-100.00%
LNR172	Forestry Resource Management and Development	A	34.00	-	\$ 3,192,942	34.00	-	\$ 3,446,463	7.94%	34.00	-	\$ 3,513,052	10.03%
		B	-	-	\$ 2,455,475	-	-	\$ 2,455,475	0.00%	-	-	\$ 2,455,475	0.00%
		P	1.00	-	\$ 1,550,000	1.00	-	\$ 14,600,000	841.94%	1.00	-	\$ 1,150,000	-25.81%
	LNR172 Totals		35.00	-	\$ 7,198,417	35.00	-	\$ 20,501,938	184.81%	35.00	-	\$ 7,118,527	-1.11%
LNR401	Aquatic Resources	A	30.00	0.50	\$ 2,295,831	64.00	0.50	\$ 5,289,231	130.38%	64.00	0.50	\$ 5,433,513	136.67%
		B	-	1.00	\$ 288,320	3.00	1.25	\$ 1,854,490	543.21%	3.00	1.25	\$ 1,864,662	546.73%
		N	-	1.00	\$ 2,321,680	-	1.75	\$ 4,815,000	107.39%	-	1.75	\$ 5,165,000	122.47%
		P	1.00	4.50	\$ 2,310,000	2.00	5.50	\$ 25,565,556	1006.73%	2.00	5.50	\$ 2,665,000	15.37%
	LNR401 Totals		31.00	7.00	\$ 7,215,831	69.00	9.00	\$ 37,524,277	420.03%	69.00	9.00	\$ 15,128,175	109.65%
LNR402	Native Resources and Fire Protection	A	51.50	-	\$ 17,067,208	51.50	-	\$ 17,382,568	1.85%	51.50	-	\$ 17,556,140	2.86%

Department of Land and Natural Resources
Program ID Totals

Table 3

Prog ID	Program Title	MOF	As budgeted (FY23)			Governor's Submittal (FY24)				Governor's Submittal (FY25)			
			Pos (P)	Pos (T)	\$\$\$	Pos (P)	Pos (T)	\$\$\$	Percent Change of \$\$\$	Pos (P)	Pos (T)	\$\$\$	Percent Change of \$\$\$
		N	18.50	-	\$ 2,191,622	18.50	-	\$ 4,200,000	91.64%	18.50	-	\$ 2,739,440	25.00%
		P	2.50	1.00	\$ 3,647,867	2.50	1.00	\$ 4,680,000	28.29%	2.50	1.00	\$ 1,600,000	-56.14%
		T	-	-	\$ 106,475	-	-	\$ 106,475	0.00%	-	-	\$ 106,475	0.00%
		U	-	7.00	\$ 1,686,056	-	7.00	\$ 1,686,056	0.00%	-	7.00	\$ 1,686,056	0.00%
		V	-	-	\$ -	-	-	\$ -	0.00%	-	-	\$ -	0.00%
	LNR402 Totals		72.50	8.00	\$ 24,699,228	72.50	8.00	\$ 28,055,099	13.59%	72.50	8.00	\$ 23,688,111	-4.09%
LNR404	Water Resources	A	22.00	-	\$ 2,951,202	22.00	-	\$ 3,197,291	8.34%	22.00	-	\$ 3,266,554	10.69%
		B	5.00	-	\$ 1,169,242	5.00	-	\$ 1,210,093	3.49%	5.00	-	\$ 1,234,212	5.56%
		N	-	-	\$ -	-	-	\$ -	0.00%	-	-	\$ -	0.00%
	LNR404 Totals		27.00	-	\$ 4,120,444	27.00	-	\$ 4,407,384	6.96%	27.00	-	\$ 4,500,766	9.23%
LNR405	Conservation and Resources Enforcement	A	149.25	-	\$ 13,066,413	149.25	-	\$ 11,975,218	-8.35%	149.25	-	\$ 12,314,765	-5.75%
		B	-	-	\$ 893,523	-	-	\$ 910,297	1.88%	-	-	\$ 920,201	2.99%
		N	3.75	-	\$ 1,319,046	3.75	-	\$ 1,319,046	0.00%	3.75	-	\$ 1,319,046	0.00%
		P	-	-	\$ 900,000	-	-	\$ 900,000	0.00%	-	-	\$ 900,000	0.00%
		W	-	-	\$ 32,671	-	-	\$ 32,671	0.00%	-	-	\$ 32,671	0.00%
	LNR405 Totals		153.00	-	\$ 16,211,653	153.00	-	\$ 15,137,232	-6.63%	153.00	-	\$ 15,486,683	-4.47%
LNR407	Natural Area Reserves and Watershed Management	A	57.50	16.00	\$ 9,767,816	69.50	4.00	\$ 9,163,051	-6.19%	69.50	4.00	\$ 9,318,116	-4.60%
		B	-	-	\$ 180,000	-	-	\$ 180,000	0.00%	-	-	\$ 180,000	0.00%
		N	-	-	\$ 500,000	-	-	\$ 250,000	-50.00%	-	-	\$ 250,000	-50.00%
		P	0.50	-	\$ 7,671,076	0.50	-	\$ 3,150,000	-58.94%	0.50	-	\$ 1,650,000	-78.49%
	LNR407 Totals		58.00	16.00	\$ 18,118,892	70.00	4.00	\$ 12,743,051	-29.67%	70.00	4.00	\$ 11,398,116	-37.09%
LNR801	Ocean-Based Recreation	A	10.00	-	\$ 4,945,255	10.00	-	\$ 465,440	-90.59%	10.00	-	\$ 476,549	-90.36%
		B	117.00	-	\$ 26,150,966	117.00	-	\$ 27,055,618	3.46%	117.00	-	\$ 27,372,313	4.67%
		N	-	-	\$ 1,500,000	-	-	\$ 1,500,000	0.00%	-	-	\$ 1,500,000	0.00%
	LNR801 Totals		127.00	-	\$ 32,596,221	127.00	-	\$ 29,021,058	-10.97%	127.00	-	\$ 29,348,862	-9.96%
LNR802	Historic Preservation	A	45.00	-	\$ 3,443,482	45.00	-	\$ 3,664,495	6.42%	45.00	-	\$ 3,786,140	9.95%
		B	3.00	-	\$ 878,754	3.00	-	\$ 904,366	2.91%	3.00	-	\$ 917,794	4.44%
		N	6.00	-	\$ 622,136	6.00	-	\$ 646,758	3.96%	6.00	-	\$ 646,758	3.96%
	LNR802 Totals		54.00	-	\$ 4,944,372	54.00	-	\$ 5,215,619	5.49%	54.00	-	\$ 5,350,692	8.22%

Department of Land and Natural Resources
Program ID Totals

Table 3

Prog ID	Program Title	MOF	As budgeted (FY23)			Governor's Submittal (FY24)				Governor's Submittal (FY25)			
			Pos (P)	Pos (T)	\$\$\$	Pos (P)	Pos (T)	\$\$\$	Percent Change of \$\$\$	Pos (P)	Pos (T)	\$\$\$	Percent Change of \$\$\$
LNR804	Forest and Outdoor Recreation	A	34.00	-	\$ 4,381,634	34.00	-	\$ 2,508,922	-42.74%	34.00	-	\$ 2,592,740	-40.83%
		B	3.00	-	\$ 881,077	3.00	-	\$ 902,074	2.38%	3.00	-	\$ 914,471	3.79%
		N	18.50	-	\$ 5,344,580	18.50	-	\$ 5,350,000	0.10%	18.50	-	\$ 5,350,000	0.10%
		W	3.00	-	\$ 776,435	3.00	-	\$ 1,006,411	29.62%	3.00	-	\$ 912,795	17.56%
	LNR804 Totals		58.50	-	\$ 11,383,726	58.50	-	\$ 9,767,407	-14.20%	58.50	-	\$ 9,770,006	-14.18%
LNR805	Recreational Fisheries	A	23.00	-	\$ 1,404,199	-	-	\$ -	-100.00%	-	-	\$ -	-100.00%
		B	-	0.25	\$ 307,107	-	-	\$ -	-100.00%	-	-	\$ -	-100.00%
		N	-	0.75	\$ 1,900,000	-	-	\$ -	-100.00%	-	-	\$ -	-100.00%
	LNR805 Totals		23.00	1.00	\$ 3,611,306	-	-	\$ -	-100.00%	-	-	\$ -	-100.00%
LNR806	Parks Administration and Operations	A	155.00	-	\$ 11,990,874	155.00	-	\$ 12,545,402	4.62%	155.00	-	\$ 12,850,611	7.17%
		B	-	-	\$ 15,094,536	-	-	\$ 19,094,536	26.50%	-	-	\$ 21,094,536	39.75%
		S	-	-	\$ 728,081	-	-	\$ -	-100.00%	-	-	\$ -	-100.00%
		V	-	-	\$ -	-	-	\$ -	0.00%	-	-	\$ -	0.00%
	LNR806 Totals		155.00	-	\$ 27,813,491	155.00	-	\$ 31,639,938	13.76%	155.00	-	\$ 33,945,147	22.05%
LNR810	Prevention of Natural Disasters	B	8.00	-	\$ 2,471,589	8.00	-	\$ 2,544,668	2.96%	8.00	-	\$ 2,583,657	4.53%
		P	-	-	\$ 247,180	-	-	\$ 487,938	97.40%	-	-	\$ 487,938	97.40%
	LNR810 Totals		8.00	-	\$ 2,718,769	8.00	-	\$ 3,032,606	11.54%	8.00	-	\$ 3,071,595	12.98%
LNR906	LNR - Natural and Physical Environment	A	45.25	14.00	\$ 5,087,499	44.25	-	\$ 3,509,291	-31.02%	44.25	-	\$ 3,644,172	-28.37%
		B	19.00	1.00	\$ 2,781,669	19.00	1.00	\$ 2,928,906	5.29%	19.00	1.00	\$ 3,015,836	8.42%
		N	1.75	-	\$ 312,183	1.75	-	\$ 312,183	0.00%	1.75	-	\$ 312,183	0.00%
	LNR906 Totals		66.00	15.00	\$ 8,181,351	65.00	1.00	\$ 6,750,380	-17.49%	65.00	1.00	\$ 6,972,191	-14.78%
LNR907	Aha Moku Advisory Committee	A				1.00	-	\$ 286,300	100.00%	1.00	-	\$ 286,300	100.00%
LNR908	Kahoolawe Island Reserve Commission	A				-	14.00	\$ 1,331,789	100.00%	-	14.00	\$ 1,368,658	100.00%
LNR909	Mauna Kea Stewardship & Oversight Authority	A				-	1.00	\$ 14,000,000	100.00%	-	1.00	\$ 14,000,000	100.00%

Department of Land and Natural Resources
 Program ID Totals

Table 3

Prog ID	Program Title	MOF	As budgeted (FY23)			Governor's Submittal (FY24)				Governor's Submittal (FY25)			
			Pos (P)	Pos (T)	\$\$\$	Pos (P)	Pos (T)	\$\$\$	Percent Change of \$\$\$\$	Pos (P)	Pos (T)	\$\$\$	Percent Change of \$\$\$\$
	Department Totals		1,032.00	52.00	\$ 212,124,143	1,044.00	41.00	\$ 262,807,237	23.89%	1,044.00	41.00	\$ 225,360,262	6.24%
	Totals By MOF												
	General	A	691.50	31.50	\$ 84,010,329	703.50	20.50	\$ 92,017,180	9.53%	703.50	20.50	\$ 93,748,636	11.59%
	Special	B	283.00	5.25	\$ 91,559,773	283.00	5.25	\$ 99,982,484	9.20%	283.00	5.25	\$ 102,938,785	12.43%
	Federal	N	48.50	1.75	\$ 16,431,247	48.50	1.75	\$ 18,392,987	11.94%	48.50	1.75	\$ 17,282,427	5.18%
	Other Federal	P	6.00	6.50	\$ 16,593,597	6.00	6.50	\$ 49,383,494	197.61%	6.00	6.50	\$ 8,452,938	-49.06%
	County	S	-	-	\$ 728,081	-	-	\$ -	-100.00%	-	-	\$ -	-100.00%
	Trust	T	-	-	\$ 305,954	-	-	\$ 305,954	0.00%	-	-	\$ 305,954	0.00%
	Interdepartmental	U	-	7.00	\$ 1,686,056	-	7.00	\$ 1,686,056	0.00%	-	7.00	\$ 1,686,056	0.00%
	Revolving	W	3.00	-	\$ 809,106	3.00	-	\$ 1,039,082	28.42%	3.00	-	\$ 945,466	16.85%
			1,032.00	52.00	\$ 212,124,143	1,044.00	41.00	\$ 262,807,237	23.89%	1,044.00	41.00	\$ 225,360,262	6.24%

Department of Land and Natural Resources
Budget Decisions

Prog ID	Sub-Org	Description of Request	MOF	Initial Department Requests						Budget and Finance Recommendations						Governor's Decision					
				FY24			FY25			FY24			FY25			FY24			FY25		
				Pos (P)	Pos (T)	\$\$\$	Pos (P)	Pos (T)	\$\$\$	Pos (P)	Pos (T)	\$\$\$	Pos (P)	Pos (T)	\$\$\$	Pos (P)	Pos (T)	\$\$\$	Pos (P)	Pos (T)	\$\$\$
BUDGET REQUESTS:																					
TRADE-OFF/TRANSFER & CONVERSION OF UNBUDGETED POSITIONS REQUESTS:																					
LAND DIVISION																					
LNR101	EA	New Program ID: Transfer-out from LNR101 to LNR102 to properly reflect fund's program structure: Personal Services: \$247,238; Other Operating Expense: \$7,838,024.	B	(2.00)	-	(8,085,262)	(2.00)	-	(8,085,262)	(2.00)	-	(8,015,618)	(2.00)	-	(8,024,103)	(2.00)	-	(8,015,618)	(2.00)	-	(8,024,103)
LNR101	EA	Transfer-in funding for Supervising Land Agent, Position #13178 from LNR102 (S-317 LCF) to LNR101 (S-316 SLDF) to properly reflect the duties of the position (Salary: \$81,744; Fringe benefits: \$2,272)	B	-	-	84,016	-	-	84,016	-	-	-	-	-	-	-	-	-	-	-	-
LAND LEGACY CONSERVATION PROGRAM																					
LNR102	EB	New Program ID: Transfer-in from LNR101 to LNR102 to properly reflect fund's program structure: Personal Services: \$247,238; Other Operating Expense: \$7,838,024.	B	2.00	-	8,085,262	2.00	-	8,085,262	2.00	-	8,015,618	2.00	-	8,024,103	2.00	-	8,015,618	2.00	-	8,024,103
LNR102	EB	Transfer-out funding for Supervising Land Agent, Position #13178 from LNR102 (S-317 LCF) to LNR101 (S-316 SLDF) to properly reflect the duties of the position (Salary: \$81,744; Fringe benefits: \$2,272).	B	-	-	(84,016)	-	-	(84,016)	-	-	-	-	-	-	-	-	-	-	-	-
DIVISION OF AQUATIC RESOURCES																					
LNR153	CB	Program Consolidation: Transfer-out from LNR153 to LNR401, eleven (11) permanent positions (\$850,805); other operating expenses (\$476,254).	A	(11.00)	-	(1,327,059)	(11.00)	-	(1,327,059)	(11.00)	-	(1,385,226)	(11.00)	-	(1,417,241)	(11.00)	-	(1,385,226)	(11.00)	-	(1,417,241)
LNR153	CB	Program Consolidation: Transfer-out from LNR153 to LNR401, three (3) permanent positions (\$168,935); other operating expenses (\$271,605).	B	(3.00)	-	(440,540)	(3.00)	-	(440,540)	(3.00)	-	(450,360)	(3.00)	-	(456,158)	(3.00)	-	(450,360)	(3.00)	-	(456,158)
LNR153	CB	Program Consolidation: Transfer-out from LNR153 to LNR401, other personal services (\$6,127); other operating expenses (\$413,873).	N	-	-	(420,000)	-	-	(420,000)	-	-	(420,000)	-	-	(420,000)	-	-	(420,000)	-	-	(420,000)
LNR153	CB	Program Consolidation: Transfer-out from LNR153 to LNR401, one (1) permanent and one (1) temporary positions (\$129,310); other expenditure (\$138,164) to LNR 401	P	(1.00)	(1.00)	(267,474)	(1.00)	(1.00)	(267,474)	(1.00)	(1.00)	(267,474)	(1.00)	(1.00)	(267,474)	(1.00)	(1.00)	(267,474)	(1.00)	(1.00)	(267,474)
LNR401	CA	Program Consolidation: Transfer-in to LNR401 from LNR153, eleven (11) permanent positions (\$850,805); other operating expenses (\$476,254).	A	11.00	-	1,327,059	11.00	-	1,327,059	11.00	-	1,385,226	11.00	-	1,417,241	11.00	-	1,385,226	11.00	-	1,417,241
LNR401	CA	Program Consolidation: Transfer-in to LNR401 from LNR805, twenty-three (23) permanent positions (\$1,259,996); other operating expenses (\$144,203).	A	23.00	-	1,404,199	23.00	-	1,404,199	23.00	-	1,490,341	23.00	-	1,537,753	23.00	-	1,490,341	23.00	-	1,537,753
LNR401	CA	Program Consolidation: Transfer-in to LNR401 from LNR153, three (3) permanent positions (\$168,935); other operating expenses (\$271,605).	B	3.00	-	440,540	3.00	-	440,540	3.00	-	450,360	3.00	-	456,158	3.00	-	450,360	3.00	-	456,158
LNR401	CA	Program Consolidation: Transfer-in to LNR401 from LNR805, FTE 0.25 temporary position (\$39,107); other operating expenses (\$268,000).	B	-	0.25	307,107	-	0.25	307,107	-	0.25	309,380	-	0.25	310,723	-	0.25	309,380	-	0.25	310,723

Department of Land and Natural Resources
Budget Decisions

Prog ID	Sub-Org	Description of Request	MOF	Initial Department Requests						Budget and Finance Recommendations						Governor's Decision					
				FY24			FY25			FY24			FY25			FY24			FY25		
				Pos (P)	Pos (T)	\$\$\$	Pos (P)	Pos (T)	\$\$\$	Pos (P)	Pos (T)	\$\$\$	Pos (P)	Pos (T)	\$\$\$	Pos (P)	Pos (T)	\$\$\$	Pos (P)	Pos (T)	\$\$\$
LNR401	CA	Program Consolidation: Transfer-in to LNR401 from LNR153, other personal services (\$6,127); other operating expenses (\$413,873).	N	-	-	420,000	-	-	420,000	-	-	420,000	-	-	420,000	-	-	420,000	-	-	420,000
LNR401	CA	Program Consolidation: Transfer-in to LNR401 from LNR805, FTE 0.75 temporary position (\$237,133); other operating expenses (\$1,662,867)	N	-	0.75	1,900,000	-	0.75	1,900,000	-	0.75	1,900,000	-	0.75	1,900,000	-	0.75	1,900,000	-	0.75	1,900,000
LNR401	CA	Program Consolidation: Transfer-in to LNR401 from LNR153, one (1) permanent and one (1) temporary positions (\$129,310); other expenditure (\$138,164) to LNR 401	P	1.00	1.00	267,474	1.00	1.00	267,474	1.00	1.00	267,474	1.00	1.00	267,474	1.00	1.00	267,474	1.00	1.00	267,474
LNR805	CB	Program Consolidation: Transfer-out from LNR805 to LNR401, twenty-three (23) permanent positions (\$1,259,996); other operating expenses (\$144,203).	A	(23.00)	-	(1,404,199)	(23.00)	-	(1,404,199)	(23.00)	-	(1,490,341)	(23.00)	-	(1,537,753)	(23.00)	-	(1,490,341)	(23.00)	-	(1,537,753)
LNR805	CB	Program Consolidation: Transfer-out from LNR805 to LNR401, FTE 0.25 temporary position (\$39,107); other operating expenses (\$268,000).	B	-	(0.25)	(307,107)	-	(0.25)	(307,107)	-	(0.25)	(309,380)	-	(0.25)	(310,723)	-	(0.25)	(309,380)	-	(0.25)	(310,723)
LNR805	CB	Program Consolidation: Transfer-out from LNR805 to LNR401, FTE 0.75 temporary position (\$237,133); other operating expenses (\$1,662,867)	N	-	(0.75)	(1,900,000)	-	(0.75)	(1,900,000)	-	(0.75)	(1,900,000)	-	(0.75)	(1,900,000)	-	(0.75)	(1,900,000)	-	(0.75)	(1,900,000)
DIVISION OF CONSERVATION AND RESOURCE ENFORCEMENT																					
LNR405	HA	Align cost element: Transfer out from Other Current Expenses to Personal Services, \$104,950	B	-	-	(104,950)	-	-	(104,950)	-	-	(104,950)	-	-	(104,950)	-	-	(104,950)	-	-	(104,950)
LNR405	HA	Align cost element: Transfer in to Personal Services from Other Current Expenses, \$104,950	B	-	-	104,950	-	-	104,950	-	-	104,950	-	-	104,950	-	-	104,950	-	-	104,950
LNR - ADMINISTRATION																					
LNR906	AA	Trade-off: Reduce two (2) UPW BU3 positions and funds: Positions #13332 (\$55,200) and #118680 (\$55,200) transferred to LNR906 per Act 88, SLH 2021 and to be redescribed to Accountant IV positions.	A	(2.00)	-	(110,400)	(2.00)	-	(110,400)	-	-	-	-	-	-	-	-	-	-	-	-
LNR906	AA	Trade-off: Add two (2) new Accountant IV positions and funds, SR22, BU13	A	2.00	-	110,400	2.00	-	110,400	-	-	-	-	-	-	-	-	-	-	-	-
LNR906	AA	New Program ID: Transfer-out Aha Moku Advisory Council (AMAC) position from LNR906 to new program ID LNR907: Personal services: \$187,800, Position #120897.	A	(1.00)	-	(187,800)	(1.00)	-	(187,800)	(1.00)	-	(187,800)	(1.00)	-	(187,800)	(1.00)	-	(187,800)	(1.00)	-	(187,800)
LNR906	AA	New Program ID: Transfer-out from LNR906 to new program ID LNR907: AMAC Other Current Expenses: \$98,500.	A	-	-	(98,500)	-	-	(98,500)	-	-	(98,500)	-	-	(98,500)	-	-	(98,500)	-	-	(98,500)

Department of Land and Natural Resources
Budget Decisions

Prog ID	Sub-Org	Description of Request	MOF	Initial Department Requests						Budget and Finance Recommendations						Governor's Decision					
				FY24			FY25			FY24			FY25			FY24			FY25		
				Pos (P)	Pos (T)	\$\$\$	Pos (P)	Pos (T)	\$\$\$	Pos (P)	Pos (T)	\$\$\$	Pos (P)	Pos (T)	\$\$\$	Pos (P)	Pos (T)	\$\$\$	Pos (P)	Pos (T)	\$\$\$
LNR906	AA	New Program ID: Transfer-out KIRC fourteen (14) positions and funds from LNR906 to new program ID LNR908 (#103110, #103111, #103126, #103127, #103230, #110694, #110706, #112302, #113036, #116472, #116576, #117432, #117439, #117440)	A	-	(14.00)	(979,803)	-	(14.00)	(979,803)	-	(14.00)	(1,046,789)	-	(14.00)	(1,083,658)	-	(14.00)	(1,046,789)	-	(14.00)	(1,083,658)
LNR906	AA	New Program ID: Transfer-out KIRC Other Current Expenses to new program ID LNR908.	A	-	-	(213,000)	-	-	(213,000)	-	-	(213,000)	-	-	(213,000)	-	-	(213,000)	-	-	(213,000)
AHA MOKU ADVISORY COUNCIL																					
LNR907	AB	New Program ID: Transfer-in Aha Moku Advisory Council (AMAC) position from LNR906 to new program ID LNR907: Personal services: \$187,800, Position #120897.	A	1.00	-	187,800	1.00	-	187,800	1.00	-	187,800	1.00	-	187,800	1.00	-	187,800	1.00	-	187,800
LNR907	AB	New Program ID: Transfer-in from LNR906 to new program ID LNR907: AMAC Other Current Expenses: \$98,500.	A	-	-	98,500	-	-	98,500	-	-	98,500	-	-	98,500	-	-	98,500	-	-	98,500
KAHOLAWE ISLAND RESERVE COMMISSION																					
LNR908	AC	New Program ID: Transfer-in KIRC fourteen (14) positions and funds from LNR906 to new program ID LNR908 (#103110, #103111, #103126, #103127, #103230, #110694, #110706, #112302, #113036, #116472, #116576, #117432, #117439, #117440)	A	-	14.00	979,803	-	14.00	979,803	-	14.00	1,046,789	-	14.00	1,083,658	-	14.00	1,046,789	-	14.00	1,083,658
LNR908	AC	New Program ID: Transfer-in KIRC Other Current Expenses to new program ID LNR908.	A	-	-	213,000	-	-	213,000	-	-	213,000	-	-	213,000	-	-	213,000	-	-	213,000
FEDERAL FUND ADJUSTMENT REQUESTS:																					
LNR172	DA	Federal Fund Ceiling Adjustment	P	-	-	13,050,000	-	-	(400,000)	-	-	13,050,000	-	-	(400,000)	-	-	13,050,000	-	-	(400,000)
LNR401	CA	Federal Fund Ceiling Adjustment	N	-	-	173,320	-	-	523,320	-	-	173,320	-	-	523,320	-	-	173,320	-	-	523,320
LNR401	CA	Federal Fund Ceiling Adjustment	P	-	-	22,988,082	-	-	87,526	-	-	22,988,082	-	-	87,526	-	-	22,988,082	-	-	87,526
LNR402	DA	Federal Fund Ceiling Adjustment	N	-	-	2,008,378	-	-	547,818	-	-	2,008,378	-	-	547,818	-	-	2,008,378	-	-	547,818
LNR402	DB	Federal Fund Ceiling Adjustment	P	-	-	1,032,133	-	-	(2,047,867)	-	-	1,032,133	-	-	(2,047,867)	-	-	1,032,133	-	-	(2,047,867)
LNR407	NA	Federal Fund Ceiling Adjustment	N	-	-	(250,000)	-	-	(250,000)	-	-	(250,000)	-	-	(250,000)	-	-	(250,000)	-	-	(250,000)
LNR407	NA	Federal Fund Ceiling Adjustment	P	-	-	(4,521,076)	-	-	(6,021,076)	-	-	(4,521,076)	-	-	(6,021,076)	-	-	(4,521,076)	-	-	(6,021,076)
LNR802	HP	Federal Fund Ceiling Adjustment	N	-	-	24,622	-	-	24,622	-	-	24,622	-	-	24,622	-	-	24,622	-	-	24,622
LNR804	DA	Federal Fund Ceiling Adjustment	N	-	-	5,420	-	-	5,420	-	-	5,420	-	-	5,420	-	-	5,420	-	-	5,420
LNR810	GD	Federal Fund Ceiling Adjustment	P	-	-	240,758	-	-	240,758	-	-	240,758	-	-	240,758	-	-	240,758	-	-	240,758

Department of Land and Natural Resources
Budget Decisions

Prog ID	Sub-Org	Description of Request	MOF	Initial Department Requests						Budget and Finance Recommendations						Governor's Decision					
				FY24			FY25			FY24			FY25			FY24			FY25		
				Pos (P)	Pos (T)	\$\$\$	Pos (P)	Pos (T)	\$\$\$	Pos (P)	Pos (T)	\$\$\$	Pos (P)	Pos (T)	\$\$\$	Pos (P)	Pos (T)	\$\$\$	Pos (P)	Pos (T)	\$\$\$
OTHER REQUESTS:																					
LAND																					
LNR101	EA	Add position and funds for one (1) Planner V. FY24: Salary: \$68,556, Fringe: \$43,876, Equipment: \$1,735. FY25: Salary: \$71,016, Fringe: \$45,450.	B	1.00	-	114,167	1.00	-	116,466	-	-	-	-	-	-	-	-	-	-	-	
LNR101	EA	Special Fund ceiling increase for fringe benefit adjustment	B	-	-	86,619	-	-	86,619	-	-	86,619	-	-	86,619	-	-	86,619	-	-	86,619
LEGACY LAND CONSERVATION PROGRAM																					
LNR102	EB	Land Conservation Fund (S-317) ceiling increase to strengthen buying power for land acquisitions that protect resources for public benefit.	B	-	-	1,500,000	-	-	1,500,000	-	-	1,500,000	-	-	1,500,000	-	-	1,500,000	-	-	1,500,000
LNR102	EB	Special Fund ceiling increase for fringe benefit adjustment	B	-	-	3,107	-	-	3,107	-	-	3,107	-	-	3,107	-	-	3,107	-	-	3,107
BUREAU OF CONVEYANCES																					
LNR111	BA	Increase ceiling (S-309) to support the continuation of the multi-phase digitization project that includes image enhancement and preservation of all recorded documents and maps that will be incorporated into a "BOC Information Hub" to provide interactive, accurate and secure access and servicing to the public and State/Division staff. Enhanced tools and processes to manage the physical assets at the BOC such as large maps and record books requiring rehabilitation are anticipated as well.	B	-	-	750,000	-	-	750,000	-	-	750,000	-	-	750,000	-	-	750,000	-	-	750,000
LNR111	BA	Special Fund ceiling increase for fringe benefit adjustment	B	-	-	33,799	-	-	33,799	-	-	33,799	-	-	33,799	-	-	33,799	-	-	33,799
ENGINEERING DIVISION																					
LNR141	GA	Supplemental other current expenses to support general funded positions	A	-	-	30,000	-	-	30,000	-	-	-	-	-	-	-	-	-	-	-	-
LNR810	GD	Special Fund ceiling increase for fringe benefit adjustment	B	-	-	7,042	-	-	7,042	-	-	7,042	-	-	7,042	-	-	7,042	-	-	7,042
LNR810	GD	Conversion of Office Assistant III (#119210) to Engineering Technician VI	B	(1.00)	-	(30,240)	(1.00)	-	(30,240)	-	-	-	-	-	-	-	-	-	-	-	-
LNR810	GD	Conversion of Office Assistant III (#119210) to Engineering Technician VI. Amount includes additional fringe benefits required. FY24: Salary: \$50,388, Fringe: \$13,264; FY25: \$52,908, Fringe: \$14,876. Supplemental funding from Dam and Reservoir Safety Special Fund (S-328).	B	1.00	-	63,652	1.00	-	67,784	-	-	-	-	-	-	-	-	-	-	-	-

Department of Land and Natural Resources
Budget Decisions

Table 4

Prog ID	Sub-Org	Description of Request	MOF	Initial Department Requests						Budget and Finance Recommendations						Governor's Decision					
				FY24			FY25			FY24			FY25			FY24			FY25		
				Pos (P)	Pos (T)	\$\$\$	Pos (P)	Pos (T)	\$\$\$	Pos (P)	Pos (T)	\$\$\$	Pos (P)	Pos (T)	\$\$\$	Pos (P)	Pos (T)	\$\$\$	Pos (P)	Pos (T)	\$\$\$
DIVISION OF FORESTRY AND WILDLIFE																					
LNR172	DA	Restore recurring funds for operating costs for Forestry Resource Management and Development	A	-	-	289,000	-	-	289,000	-	-	-	-	-	-	-	-	-	-	-	
LNR172	DA	Full year funding for Forester V, #92309C; Forester III, #92313C; Forestry and Wildlife Worker II, #92310C, #92311C, #92312C	A	-	-	155,322	-	-	167,862	-	-	155,322	-	-	167,862	-	-	155,322	-	-	167,862
LNR172	DA	Add funds to upgrade Position #122859, Forestry and Wildlife Technician IV (Maui) to Natural Resource Management Specialist IV, SR 22	A	-	-	26,004	-	-	28,188	-	-	-	-	-	-	-	-	-	-	-	
LNR172	DA	Add funds to upgrade Position #2935 (Hawaii) from Forestry and Wildlife Supervisor I (F105) to Forestry and Wildlife Supervisor II (F205) to reflect the increasing job complexity per the position description	A	-	-	11,712	-	-	14,952	-	-	-	-	-	-	-	-	-	-	-	
LNR402	DA	Restore reduced funds for Native Resources and Fire Protection Program per HB 200, Act 88, SLH 21	A	-	-	3,110,946	-	-	3,110,946	-	-	-	-	-	-	-	-	-	-	-	
LNR402	DA	Add funds for Hawaii Invasive Species Council	A	-	-	2,250,000	-	-	2,250,000	-	-	1,500,000	-	-	1,500,000	-	-	1,500,000	-	-	1,500,000
LNR402	DA	Restore funding for Forestry and Wildlife Technician IV, #46948 (Hawaii), SR 13. No funding per Act 5, SLH 2019	A	-	-	18,366	-	-	18,366	-	-	-	-	-	-	-	-	-	-	-	
LNR402	DA	Add funds for the maintenance and restoration Kawaiele Mana Wetlands in Kauai	A	-	-	200,000	-	-	200,000	-	-	-	-	-	-	-	-	-	-	-	
LNR402	DA	Add funds to maintain Kawaiui Levee (Oahu)	A	-	-	250,000	-	-	250,000	-	-	-	-	-	-	-	-	-	-	-	
LNR402	DA	Add funds for three (3) ton forklift for baseyard operations (Maui)	A	-	-	65,000	-	-		-	-	-	-	-	-	-	-	-	-	-	
LNR402	DA	Add funds to upgrade Procurement and Supply Specialist III, SR 20, Position#120311 to SR 22, IV level due to increasing workload, Statewide. FY24 Salary increase \$7,956, Fringe, \$4,511; FY25 Salary increase \$10,140, Fringe, \$5,750	N	-	-	12,467	-	-	15,890	-	-	-	-	-	-	-	-	-	-	-	
LNR407	NA	Convert twelve (12) positions from Temporary to Permanent: #122005, #122278, #122328, #122329, #122487, #122501, #122574, #122817, #122821, #122836, #122857, #122966	A	12.00	(12.00)	-	12.00	(12.00)	-	12.00	(12.00)	-	12.00	(12.00)	-	12.00	(12.00)	-	12.00	(12.00)	-
LNR407	NA	Full-year funding for Natural Resources Mgmt. Spec IV, #92320C, #92321C, #92322C; Forestry & Wildlife Worker II, #92323C, #92324C, #92325C	A	-	-	187,002	-	-	201,618	-	-	187,002	-	-	201,618	-	-	187,002	-	-	201,618
LNR407	NA	Full-year funding for Natural Resources Mgmt. Spec, #92344C, #92345C; Wildlife Technician IV, #92346	A	-	-	52,392	-	-	58,908	-	-	52,392	-	-	58,908	-	-	52,392	-	-	58,908
LNR407	NA	Add funds to upgrade Natural Resources Management Spec IV, Position #46763 (Admin), SR 22 to NRMS V, SR 24	A	-	-	13,464	-	-	15,924	-	-	-	-	-	-	-	-	-	-	-	

Department of Land and Natural Resources
Budget Decisions

Prog ID	Sub-Org	Description of Request	MOF	Initial Department Requests						Budget and Finance Recommendations						Governor's Decision					
				FY24			FY25			FY24			FY25			FY24			FY25		
				Pos (P)	Pos (T)	\$\$\$	Pos (P)	Pos (T)	\$\$\$	Pos (P)	Pos (T)	\$\$\$	Pos (P)	Pos (T)	\$\$\$	Pos (P)	Pos (T)	\$\$\$	Pos (P)	Pos (T)	\$\$\$
LNR407	NA	Add funds to upgrade two (2) Forestry & Wildlife Technician from SR13 to SR15 for Position #s 118276 &118277	A	-	-	19,752	-	-	24,408	-	-	-	-	-	-	-	-	-	-		
LNR804	DA	Add funds for statewide trail restoration and maintenance and other forest and outdoor recreation initiatives	A	-	-	2,000,000	-	-	2,000,000	-	-	-	-	-	-	-	-	-	-		
LNR804	DA	Restore funding for Forestry and Wildlife Technician IV, (.5 FTE) #12075, SR 13. No funding per Act 5, SLH 2019	A	-	-	24,174	-	-	24,174	-	-	-	-	-	-	-	-	-	-		
LNR804	DA	Add funds to upgrade Forestry and Wildlife Worker III (Maui), Position #04663, WS 05 to Automotive Mechanic I, BC 10	A	-	-	15,708	-	-	19,068	-	-	-	-	-	-	-	-	-	-		
LNR804	DA	Full-year funding for Forestry and Wildlife Tech IV, #92341C. Fringe benefits: \$14,911 (FY24); \$16,285 (FY25)	B	-	-	5,786	-	-	9,309	-	-	-	-	-	-	-	-	-	-		
LNR804	DA	Add funds to upgrade Office Assistant III, Position #120863 (Hawaii) to Account Clerk III to properly reflect the duties of the position	N	-	-	15,705	-	-	18,972	-	-	-	-	-	-	-	-	-	-		
LNR804	DA	Wildlife Revolving Fund (S-343) ceiling increase to allow the Division to accomplish increasing annual program needs, (Other Current Expenses, Services on a Fee Basis \$150,000; Equipment, \$100,000)	W	-	-	250,000	-	-	150,000	-	-	250,000	-	-	150,000	-	-	250,000	150,000		
DIVISION OF AQUATIC RESOURCES																					
LNR401	CA	Add 5% increase in operating funds for inflation adjustment	A	-	-	403,000	-	-	403,000	-	-	-	-	-	-	-	-	-	-		
LNR401	CA	Request operating funds for fence to protect sensitive Waianae aquatic habitat	A	-	-	250,000	-	-		-	-	-	-	-	-	-	-	-	-		
LNR401	CA	Add operating funds for software license renewals	A	-	-	30,000	-	-	30,000	-	-	-	-	-	-	-	-	-	-		
LNR401	CA	Add position and funds for Aquatic Biologist IV.	A	1.00	-	30,456	1.00	-	63,096	-	-	-	-	-	-	-	-	-	-		
LNR401	CA	Add two (2) positions and funds for Fishery Technician IV. FY 24 \$21,534 each; FY25 \$45,216 each.	A	2.00	-	43,068	2.00	-	90,432	-	-	-	-	-	-	-	-	-	-		
LNR401	CA	Conversion of four (4) Fish Tech IV positions to Aquatic Biologist II: #120814, #120815, #120816, and #120817	A	(4.00)	-	(115,992)	(4.00)	-	(115,992)	-	-	-	-	-	-	-	-	-	-		
LNR401	CA	Conversion of four (4) Fish Tech IV positions to Aquatic Biologist II: #120814, #120815, #120816, and #120817	A	4.00	-	208,272	4.00	-	224,272	-	-	-	-	-	-	-	-	-	-		
LNR401	CA	Change MOF for position #109101, Program Specialist V from P to A. Salary: \$62,400.	A	-	1.00	62,400	-	1.00	62,400	-	-	-	-	-	-	-	-	-	-		
LNR401	CA	Ocean Stewardship Special Fund (S-341) ceiling increase	B	-	-	800,000	-	-	800,000	-	-	800,000	-	-	800,000	-	-	800,000	800,000		
LNR401	CA	Special Fund ceiling increase for fringe benefit adjustment	B	-	-	1,296	-	-	1,296	-	-	1,296	-	-	1,296	-	-	1,296	1,296		

Department of Land and Natural Resources
Budget Decisions

Table 4

Prog ID	Sub-Org	Description of Request	MOF	Initial Department Requests						Budget and Finance Recommendations						Governor's Decision					
				FY24			FY25			FY24			FY25			FY24			FY25		
				Pos (P)	Pos (T)	\$\$\$	Pos (P)	Pos (T)	\$\$\$	Pos (P)	Pos (T)	\$\$\$	Pos (P)	Pos (T)	\$\$\$	Pos (P)	Pos (T)	\$\$\$	Pos (P)	Pos (T)	\$\$\$
LNR401	CA	Add position and funds for Administrative Specialist IV. FY24: Salary, \$30,456; Fringe, \$19,492. FY25: Salary, \$63,096, Fringe, \$40,381.	N	1.00	-	49,948	1.00	-	103,477	-	-	-	-	-	-	-	-	-	-		
LNR401	CA	Add two (2) Aquatic Biologist IV positions and funds. FY24: Salary, \$60,912; Fringe, \$38,984. FY25: Salary: \$126,192; Fringe: \$80,763.	P	2.00	-	99,896	2.00	-	206,955	-	-	-	-	-	-	-	-	-			
LNR401	CA	Change MOF for position #109101, Program Specialist V from P to A. Salary: (\$62,400); Fringe: (\$36,508)	P	-	(1.00)	(98,908)	-	(1.00)	(98,908)	-	-	-	-	-	-	-	-	-			
COMMISSION ON WATER RESOURCES MANAGEMENT																					
LNR404	GC	Full year funding for four (4) budgeted Aquatic Biologist positions within the Commission on Water Resource Management's Stream Protection and Management Branch to assist with establishing Interim Instream Flow Standards and conduct field investigations.	A	-	-	136,512	-	-	145,464	-	-	136,512	-	-	145,464	-	-	136,512	-		
LNR404	GC	Supplemental funding for limu research in partnership with the Division of Aquatic Resources, Department of Health, and University of Hawaii to understand impacts of ground water use on ground water dependent ecosystems	A	-	-	250,000	-	-	-	-	-	-	-	-	-	-	-	-			
LNR404	GC	Supplemental funding for cooperative joint funding agreements with United States Geological Survey to carry out hydrologic data collection, analyses, and investigations	A	-	-	125,000	-	-	125,000	-	-	-	-	-	-	-	-	-			
LNR404	GC	Supplemental funding for Hawai'i Mesonet network of telemetered climate stations in cooperation with University of Hawai'i Water Resource Research center to carry out hydrologic data collection, analyses, and investigations in Hawai'i.	A	-	-	50,000	-	-	50,000	-	-	-	-	-	-	-	-	-			
LNR404	GC	Establish four (4) new positions: Engineer IV, Planner V, Engineer Tech V, and Secretary I - within the Commission on Water Resource Management's Ground Water Regulation Branch to assist with increased work load attributed to Navy's Red Hill contamination	A	4.00	-	112,554	4.00	-	234,393	-	-	-	-	-	-	-	-	-			

Department of Land and Natural Resources
Budget Decisions

Table 4

Prog ID	Sub-Org	Description of Request	MOF	Initial Department Requests						Budget and Finance Recommendations						Governor's Decision					
				FY24			FY25			FY24			FY25			FY24			FY25		
				Pos (P)	Pos (T)	\$\$\$	Pos (P)	Pos (T)	\$\$\$	Pos (P)	Pos (T)	\$\$\$	Pos (P)	Pos (T)	\$\$\$	Pos (P)	Pos (T)	\$\$\$	Pos (P)	Pos (T)	\$\$\$
DIVISION OF CONSERVATION AND RESOURCES ENFORCEMENT																					
LNR405	HA	Funding for education/training (start-up) costs for twelve (12) established marine unit positions. Other Current Expenses: \$620,000; Motor Vehicles: \$780,000.	A	-	-	1,400,000	-	-	-	-	-	-	-	-	-	-	-	-	-	-	
LNR405	HA	Fund increase in operational costs related to increase in enforcement capacity. FY24: Other Current Expenses: \$1,240,000; Motor Vehicles: \$260,000; FY25 :Other Current Expenses: \$1,240,000 .	A	-	-	1,500,000	-	-	1,240,000	-	-	-	-	-	-	-	-	-	-	-	
LNR405	HA	Full-year funding for twelve (12) new Conservation and Resources Enforcement Officer I positions.	A	-	-	-	-	-	-	-	-	291,888	-	-	291,888	-	-	291,888	-	-	291,888
DIVISION OF BOATING AND OCEAN RECREATION																					
LNR801	CH	Special Fund ceiling increase for fringe benefit adjustment	B	-	-	368,253	-	-	368,253	-	-	368,253	-	-	368,253	-	-	368,253	-	-	368,253
STATE HISTORIC PRESERVATION DIVISION																					
LNR802	HP	Funding to restore the SHPD Operating Budget for routine operating expenses to \$205,700, which was reduced to \$10,000 in the FY21 SLH, and maintain the funding approved in FY22 SLH for HICRIS IT support and cloudstorage service, totaling \$100,000.	A	-	-	305,700	-	-	317,000	-	-	-	-	-	-	-	-	-	-	-	
LNR802	HP	Funding for the digitization of SHPD legacy reports, correspondence, files, etc. and uploading to HICRIS	A	-	-	100,000	-	-	100,000	-	-	-	-	-	-	-	-	-	-	-	
LNR802	HP	Special Fund ceiling increase for fringe benefit adjustment	B	-	-	2,869	-	-	2,869	-	-	2,869	-	-	2,869	-	-	2,869	-	-	2,869
DIVISION OF STATE PARKS																					
LNR806	FI	State Parks Special Fund (S-312) ceiling increase due to fee increases for parking, entry, camping and lodging and the return of the visitor industry	B	-	-	6,000,000	-	-	8,000,000	-	-	6,000,000	-	-	8,000,000	-	-	6,000,000	-	-	8,000,000
LNR - ADMINISTRATION																					
LNR906	AA	Change MOF for two (2) Accountant IV positions: #110303 (1.0 FTE) and #120594 (.75 FTE) FY24 = \$106,596 / FY25 + \$110,418	A	1.75	-	106,596	1.75	-	110,418	-	-	-	-	-	-	-	-	-	-	-	
LNR906	AA	Change MOF for two (2) Accountant IV positions: #110303 (1.0 FTE) and #120594 (.75 FTE)	N	(1.75)	-	(312,183)	(1.75)	-	(312,183)	-	-	-	-	-	-	-	-	-	-	-	

Prog ID	Sub-Org	Description of Request	MOF	Initial Department Requests						Budget and Finance Recommendations						Governor's Decision							
				FY24			FY25			FY24			FY25			FY24			FY25				
				Pos (P)	Pos (T)	\$\$\$	Pos (P)	Pos (T)	\$\$\$	Pos (P)	Pos (T)	\$\$\$	Pos (P)	Pos (T)	\$\$\$	Pos (P)	Pos (T)	\$\$\$	Pos (P)	Pos (T)	\$\$\$		
KAHOLAWE ISLAND RESERVE COMMISSION																							
LNR908	AC	Continuation of programs funded by specific appropriations for the Kaho'olawe Island Reserve Commission operations as authorized in Act 248, SLH 2022: Office and Field Supplies (50,000), Project Materials, Equipment and Supplies (50,000), Other Current Expenses (300,000)	A	-	-	400,000	-	-	400,000	-	-	-	-	-	-	-	-	-	-	-			
LNR908	AC	Full year funding for half-year funded permanent positions (#92391C, #92392C) as previously authorized in Act 248, SLH 2022.	A	-	-	72,000	-	-	72,000	-	-	72,000	-	-	72,000	-	-	72,000	-	-	72,000		
LNR908	AC	Add permanent position and funds for the personal services of one (1) Kaho'olawe Island Reserve Specialist III (KIR III) FY24: \$26,184, FY25: \$54,984; one (1) Kaho'olawe Island Reserve Specialist II (KIR II) FY24: \$23,304, FY25: \$48,936; and one (1) Ocean Resource Specialist II (ORS II) FY24: \$26,033, FY25: \$53,940 to support the Kaho'olawe Island Reserve Commission's boat, logistics and field operations.	A	3.00	-	75,521	3.00	-	157,860	-	-	-	-	-	-	-	-	-	-	-			
LNR908	AC	Add additional funds for increase in KIRC office lease per DAGS Lease No. 75-23-0475 Amendment 1	A	-	-	20,000	-	-	20,000	-	-	-	-	-	-	-	-	-	-	-			
MAUNA KEA STEWARDSHIP AND OVERSIGHT AUTHORITY																							
LNR909	AD	Incorporate Act 255, SLH 2022 (Mauna Kea Stewardship and Oversight Authority) into operating budget: Add funds to continue the startup and transition planning costs for the Authority.	A	-	-	14,000,000	-	-	14,000,000	-	1.00	14,000,000	-	1.00	14,000,000	-	1.00	14,000,000	-	1.00	14,000,000		
				26.00	(12.00)	72,758,841	26.00	(12.00)	30,943,785	12.00	(11.00)	60,949,738	12.00	(11.00)	20,851,246	12.00	(11.00)	60,949,738	12.00	(11.00)	20,851,246		
				By MOF																			
				General	A	23.75	(11.00)	28,283,929	23.75	(11.00)	26,432,757	12.00	(11.00)	16,395,116	12.00	(11.00)	16,437,740	12.00	(11.00)	16,395,116	12.00	(11.00)	16,437,740
				Special	B	1.00	-	9,706,350	1.00	-	11,716,304	-	-	9,552,985	-	-	11,552,985	-	-	9,552,985	-	-	11,552,985
				Federal Funds	N	(0.75)	-	1,727,677	(0.75)	-	677,336	-	-	1,961,740	-	-	851,180	-	-	1,961,740	-	-	851,180
				Other Federal Funds	P	2.00	(1.00)	32,790,885	2.00	(1.00)	(8,032,612)	-	-	32,789,897	-	-	(8,140,659)	-	-	32,789,897	-	-	(8,140,659)
				Private	R	-	-	-	-	-	-	-	-	-	-	-	-	-	-	-	-	-	
				County	S	-	-	-	-	-	-	-	-	-	-	-	-	-	-	-	-	-	
				Trust	T	-	-	-	-	-	-	-	-	-	-	-	-	-	-	-	-	-	
				Inter-departmental Transfer	U	-	-	-	-	-	-	-	-	-	-	-	-	-	-	-	-	-	
				American Rescue Plan Act Funds	V	-	-	-	-	-	-	-	-	-	-	-	-	-	-	-	-	-	
				Revolving	W	-	-	250,000	-	-	150,000	-	-	250,000	-	-	150,000	-	-	250,000	-	-	150,000
				Other	X	-	-	-	-	-	-	-	-	-	-	-	-	-	-	-	-	-	
				26.00	(12.00)	72,758,841	26.00	(12.00)	30,943,785	12.00	(11.00)	60,949,738	12.00	(11.00)	20,851,246	12.00	(11.00)	60,949,738	12.00	(11.00)	20,851,246		

Department of Land and Natural Resources
Proposed Budget Reductions

Prog ID	Sub-Org	Description of Reduction	Impact of Reduction	MOF	FY24			FY25			FY23 Restriction (Y/N)	
					Pos (P)	Pos (T)	\$\$\$\$	Pos (P)	Pos (T)	\$\$\$\$		
FEDERAL FUND ADJUSTMENT REQUESTS:												
LNR172	DA	Federal Fund Ceiling Adjustment	The award amount for each grant vary from year to year. Negative adjustments is to match anticipated federal grant awards received by the program	P	-	-	-	-	-	(400,000)	N	
LNR402	DB	Federal Fund Ceiling Adjustment	The award amount for each grant vary from year to year. Negative adjustments is to match anticipated federal grant awards received by the program	P	-	-	-	-	-	(2,047,867)	N	
LNR407	NA	Federal Fund Ceiling Adjustment	The award amount for each grant vary from year to year. Negative adjustments is to match anticipated federal grant awards received by the program	N	-	-	(250,000)	-	-	(250,000)	N	
LNR407	NA	Federal Fund Ceiling Adjustment	The award amount for each grant vary from year to year. Negative adjustments is to match anticipated federal grant awards received by the program	P	-	-	(4,521,076)	-	-	(6,021,076)	N	
BUDGET REQUESTS:												
LNR407	NA	Convert twelve (12) positions from Temporary to Permanent: #122005, #122278, #122328, #122329, #122487, #122501, #122574, #122817, #122821, #122836, #122857, #122966	These long-standing and budgeted positions should be made permanent because their duties are necessary for long-term maintenance and protection of natural areas, watersheds, and threatened and endangered species. Conversions will reduce employee turnover by increasing the position's stability.	A	-	(12.00)	-	-	(12.00)	-	-	
					-	(12.00)	(4,771,076)	-	(12.00)	(8,718,943)		
					Total by MOF							
				General	A	-	(12.00)	-	-	(12.00)	-	
				Special	B	-	-	-	-	-	-	
				Federal Funds	N	-	-	(250,000)	-	-	(250,000)	
				Other Federal Funds	P	-	-	(4,521,076)	-	-	(8,468,943)	
				Private	R	-	-	-	-	-	-	
				County	S	-	-	-	-	-	-	
				Trust	T	-	-	-	-	-	-	
				Inter-departmental Transfer	U	-	-	-	-	-	-	
				American Rescue Plan Act Funds	V	-	-	-	-	-	-	
				Revolving	W	-	-	-	-	-	-	
				Other	X	-	-	-	-	-	-	
						-	(12.00)	(4,771,076)	-	(12.00)	(8,718,943)	

Department of Land and Natural Resources
Proposed Budget Additions

Table 6

Prog ID	Sub-Org	Addition Type	Prog ID Priority	Dept-Wide Priority	Description of Addition	Justification	MOE	FY24			FY25		
								Pos (P)	Pos (T)	\$\$\$	Pos (P)	Pos (T)	\$\$\$
LNR101	EA			49	Special Fund ceiling increase for fringe benefit adjustment	Special Fund ceiling increase is needed to cover the increase in fringe benefit due to higher fringe benefit rate (64%)	B	-	-	86,619	-	-	86,619
LNR102	EB			4	Land Conservation Fund (S-317) ceiling increase to strengthen buying power for land acquisitions that protect resources for public benefit.	Severe erosion of Legacy Land buying power for land acquisition continues to accelerate with ever-rising property values and growing market demand for larger land parcels with open space and conservation values. The LNR 102 budget request includes special fund ceiling increases of \$1.5 million for each fiscal year to strengthen buying power for land acquisitions that protect resources for public benefit. Increasing the spending ceilings will bolster efforts to enhance the State's portfolio of high-value, long-term investment in protecting our natural capital base. Returns on investment support community efforts to strengthen resilience, promote health and wellness, and build/operate new models of economic opportunity.	B	-	-	1,500,000	-	-	1,500,000
LNR102	EB			50	Special Fund ceiling increase for fringe benefit adjustment	Special Fund ceiling increase is needed to cover the increase in fringe benefit due to higher fringe benefit rate (64%)	B	-	-	3,107	-	-	3,107
LNR111	BA			1	Increase ceiling (S-309) to support the continuation of the multi-phase digitization project that includes image enhancement and preservation of all recorded documents and maps that will be incorporated into a "BOC Information Hub" to provide interactive, accurate and secure access and servicing to the public and State/Division staff. Enhanced tools and processes to manage the physical assets at the BOC such as large maps and record books requiring rehabilitation are anticipated as well.	The Bureau of Conveyances (BOC) microfilm and book/paper records were subjected to years of poor environmental conditions at the BOC and at the State Archives as well as being subjected to the constant handling by the public and BOC staff. This exposure increasingly compromised the integrity of these media and the ability to properly archive the critical land and conveyance records and put them at great risk of becoming unrecoverable. These conditions initiated an urgent, multi-phase digitization effort beginning in 2015 to digitize, enhance and preserve these microfilm, paper and map records. With the first three phases successfully completed and phases 4 & 5 in progress, the final phases requested for FY24-25 are equally critical to complete the indexing of these images so they are fully accessible and most importantly, expanding the secure and full accessibility to the entire digitized library for the public through a user friendly, web-accessible platform. In its current state, there is an opportunity cost being incurred with the limited public/government access to these records without the proposed final two phases for FY24-25 where both reduced efficiencies (manually accessing records) and potential additional revenues for an expanded library of records and maps being retrievable by businesses and the public for a fee. Universal accessibility to the BOC records has always been a key goal but unexpected and extended restrictions caused by COVID-19 since 2020 has further underscored the need for businesses and the public to have this secure, remote web accessibility to vital Bureau documents and maps so businesses, government and individuals can operate as close to "normal" as possible and have their needs properly met.	B	-	-	750,000	-	-	750,000

Department of Land and Natural Resources
Proposed Budget Additions

Table 6

Prog ID	Sub-Org	Addition Type	Prog ID Priority	Dept-Wide Priority	Description of Addition	Justification	MOE	FY24			FY25		
								Pos (P)	Pos (T)	\$\$\$	Pos (P)	Pos (T)	\$\$\$
LNR111	BA			51	Special Fund ceiling increase for fringe benefit adjustment	Special Fund ceiling increase is needed to cover the increase in fringe benefit due to higher fringe benefit rate (64%)	B	-	-	33,799	-	-	33,799
LNR810	GD			55	Special Fund ceiling increase for fringe benefit adjustment	Ceiling increase to account for a fringe benefit adjustment for program staff.	B	-	-	7,042	-	-	7,042
LNR810	GD				Federal Fund Ceiling Adjustment	Ceiling increase to accommodate the receipt of anticipated federal grants from the Department of Homeland Security, Federal Emergency Management Agency.	P	-	-	240,758	-	-	240,758
LNR172	DA			25	Full year funding for Forester V, #92309C; Forester III, #92313C; Forestry and Wildlife Worker II, #92310C, #92311C, #92312C	Request for full year funding to continue those essential positions for forest protection and forest management programs.	A	-	-	155,322	-	-	167,862
LNR172	DA				Federal Fund Ceiling Adjustment	Adjustment needed for various anticipated grants from the U.S. Department of Agriculture, Forest Service	P	-	-	13,050,000	-	-	
LNR402	DA			19	Add funds for Hawaii Invasive Species Council	Funding for the Hawaii Invasive Species Council, which is administered by the Department, will support inter-agency projects and programs that focus on the prevention and management of high-risk invasive plants and pests. These additional funds would support the work to keep little fire ants from establishing statewide, continue the ports-of-entry monitoring program that prevents the introduction and spread of target pests like coconut rhinoceros beetle and Africanized honeybees in the state, and meet the increased operational costs of managing programs like the island-based invasive species committees which are seeing an increase in operating costs and command for critical invasive species early detection and rapid response services. Additional invasive species funding will allow a landscape approach to invasive species issues.	A	-	-	1,500,000	-	-	1,500,000
LNR402	DA				Federal Fund Ceiling Adjustment	Adjustment needed for various anticipated grants from the U.S. Department of Interior, Fish and Wildlife Service	N	-	-	2,008,378	-	-	547,818
LNR402	DB				Federal Fund Ceiling Adjustment	Adjustment needed for various anticipated grants from the Department of Interior, Fish and Wildlife Service; Department of Agriculture, Forest Service, and Readiness and Environmental Protection Integration (REPI) Program	P	-	-	1,032,133	-	-	-
LNR407	NA			24	Convert twelve (12) positions from Temporary to Permanent: #122005, #122278, #122328, #122329, #122487, #122501, #122574, #122817, #122821, #122836, #122857, #122966	These long-standing and budgeted positions should be made permanent as their duties are necessary for the long-term maintenance and protection of natural areas, watersheds, and threatened and endangered species. Conversions will reduce employee turnover by increasing the positions' stability and providing career-ladder opportunities.	A	12.00	-	-	12.00	-	-

Department of Land and Natural Resources
Proposed Budget Additions

Table 6

Prog ID	Sub-Org	Addition Type	Prog ID Priority	Dept-Wide Priority	Description of Addition	Justification	MOE	FY24			FY25		
								Pos (P)	Pos (T)	\$\$\$	Pos (P)	Pos (T)	\$\$\$
LNR407	NA			26	Full-year funding for Natural Resources Mgmt. Spec IV, #92320C, #92321C, #92322C; Forestry & Wildlife Worker II, #92323C, #92324C, #92325C	The budget bill indicated a 6-month delay in hiring for these positions and only appropriated half-year funding in the supplemental budget. To continue these essential positions, full-year funding is necessary. These positions are needed to manage the ongoing Axis deer over-population situation in Maui County, an ongoing management and safety emergency exacerbated by drought and the uncontrolled expansion of Axis deer.	A	-	-	187,002	-	-	201,618
LNR407	NA			27	Full-year funding for Natural Resources Mgmt. Spec, #92344C, #92345C; Wildlife Technician IV, #92346	The budget bill indicated a 6-month delay in hiring for these positions and only appropriated half-year funding. To continue these essential positions, full-year funding is necessary. The positions have essential duties for the protection of watershed forests and protecting native species from extinction. The NRM Specialists respond to fires and other emergencies, assist in the supervision of interns and lower-level employees, and undertake high-level project management for CIP and other natural resource projects. The Forestry and Wildlife Workers provide additional capacity for fire and other emergency responses, and ecosystem and species protection projects. Without these positions, the Division will need to rely on contracted services which will increase costs. The specialized nature of ecosystem and species protection work favors civil service employment where staff can gain rigorous training in wilderness skills, species identification, and knowledge of remote landscapes and the tasks needed to recover native ecosystems.	A	-	-	52,392	-	-	58,908
LNR804	DA			5	Wildlife Revolving Fund (S-343) ceiling increase to allow the Division to accomplish increasing annual program needs, (Other Current Expenses, Services on a Fee Basis \$150,000; Equipment, \$100,000)	The Division is requesting a ceiling increase to allow the Wildlife Revolving Fund to accomplish increasing annual program needs. The funds add capacity to provide new hunter access routes to several hunting units, purchase additional ground and maintenance equipment and supplies to maintain existing game management facilities, and improve game habitat projects in game management areas. Game bird hunting has become more popular - funds will aid in game bird rearing/release projects while creating additional game bird habitats. Funds will also aid in the continued development of our online electronic tag and permit system and will support the ongoing ungulate mapping research that is being conducted statewide. These funds are from hunting license revenue and should be applied to wildlife protection and management.	W	-	-	250,000	-	-	150,000
LNR804	DA				Federal Fund Ceiling Adjustment	Adjustment needed for various anticipated grants from Department of Interior, Fish and Wildlife Service and from Federal Highways Division	N	-	-	5,420	-	-	5,420

Department of Land and Natural Resources
Proposed Budget Additions

Table 6

Prog ID	Sub-Org	Addition Type	Prog ID Priority	Dept-Wide Priority	Description of Addition	Justification	MOE	FY24			FY25		
								Pos (P)	Pos (T)	\$\$\$	Pos (P)	Pos (T)	\$\$\$
LNR401	CA			2	Ocean Stewardship Special Fund (S-341) ceiling increase	Would give DAR the ability to fund new environmental marine habitat protection and restoration projects to support nearshore stewardship projects. DAR anticipates significant increase in the Ocean Stewardship special funds from implementation of the Ocean Stewardship User Fee. In addition, a ceiling adjustment is requested for fringe benefit increases.	B	-	-	800,000	-	-	800,000
LNR401	CA			52	Special Fund ceiling increase for fringe benefit adjustment	Requesting funds to cover the increase cost of fringe benefits.	B	-	-	1,296	-	-	1,296
LNR401	CA				Federal Fund Ceiling Adjustment	Ceiling adjustments for Federal Funds will allow the continued support of Federal grants from the U.S. Fish and Wildlife Service and National Oceanic and Atmospheric Administration. These grants match State funding to statewide recreational fishing projects, marine ecosystem monitoring, coral reef restoration and management projects.	N	-	-	173,320	-	-	523,320
LNR401	CA				Federal Fund Ceiling Adjustment	Ceiling adjustments for Federal Funds will allow the continued support of Federal grants from the U.S. Fish and Wildlife Service and National Oceanic and Atmospheric Administration. These grants match State funding to statewide recreational fishing projects, marine ecosystem monitoring, coral reef restoration and management projects.	P	-	-	22,988,082	-	-	87,526
LNR404	GC			12	Full year funding for four (4) budgeted Aquatic Biologist positions within the Commission on Water Resource Management's Stream Protection and Management Branch to assist with establishing Interim Instream Flow Standards and conduct field investigations.	Act 248, SLH, 2022, authorized the re-establishment of 2 Aquatic Biologist V and 2 Aquatic Biologist III positions within the Commission on Water Resource Management to implement policies and procedures on stream protection and management in accordance with the provisions of the State Water Code. However, Act 248, SLH, 2022, authorized only 6 months of funding for these fulltime positions. Lack of sufficient funding for these positions will result in: (1) Delays in implementing interim instream flow standards in multiple Maui streams; (2) Delays in analysis & processing existing & new surface water use permit applications; (3) Delays in analysis & processing of applications & reports for water use permits in designated water management areas, statewide surface water use reporting, stream channel alterations, stream diversion works; (4) Diminished response & resolution of citizen complaints/disputes.	A	-	-	136,512	-	-	145,464
LNR405	HA				Full-year funding for twelve (12) new Conservation and Resources Enforcement Officer I positions.	DOCARE is anticipating the filling of the twelve (12) new marine unit positions in Fiscal Year 2023. Recurring salaries is critical in increasing capability. Without full-year funding, the viability and increased capabilities will not be fully realized.	A	-	-	291,888	-	-	291,888
LNR801	CH			53	Special Fund ceiling increase for fringe benefit adjustment	Special Fund ceiling increase is needed to cover the increase in fringe benefit due to higher fringe benefit rate.	B	-	-	368,253	-	-	368,253
LNR802	HP			54	Special Fund ceiling increase for fringe benefit adjustment	Special Fund ceiling increase is needed to cover the increase in fringe benefit due to higher fringe benefit rate.	B	-	-	2,869	-	-	2,869

Department of Land and Natural Resources
FY 2021 - FY 2023 Restrictions

Table 7

<u>Fiscal Year</u>	<u>Prog ID</u>	<u>Sub-Org</u>	<u>MOF</u>	<u>Budgeted by Dept</u>	<u>Restriction</u>	<u>Difference Between Budgeted & Restricted</u>	<u>Percent Difference</u>	<u>Impact</u>
FY 21								
FY21	LNR101	EA	A	205,000	13,140	191,860	93.59%	Restriction limits ability to contract for climate mitigation and adaptation initiatives but does not jeopardize the climate coordinator position and will be absorbed.
FY21	LNR141	GA	A	2,565,142	60,493	2,504,649	97.64%	Portion of general fund restrictions was released to perform emergency dam safety inspections due to the March 2021 heavy rains statewide.
FY21	LNR153	CB	A	708,694	45,431	663,263	93.59%	Preventative maintenance of certain equipment and structures at the Anuenue Fisheries Research Center
FY21	LNR172	DA	A	3,259,342	208,921	3,050,421	93.59%	Reduction of general-funded management projects in the 680,000 acres of the public Forest Reserve System, including reductions to fence, road, trail, campsite, and facility maintenance; reduced ungulate and invasive species control trips; reduced forest restoration and tree planting projects; reduced fuel reduction and fire break maintenance; and reduced capacity for management of threatened and endangered species.
FY21	LNR401	CA	A	2,321,234	148,790	2,172,444	93.59%	Reduced contracting services and delayed replacement of high cost equipment including vehicles.
FY21	LNR402	DA	A	14,642,658	938,589	13,704,069	93.59%	The reduction produced limited operational funds for various wildlife projects. Lack of funds for waterbird habitat management and predator control, resulting in inability to implement key recovery actions for six endangered waterbird species. Gaps in supporting statewide invasive species management which led to spread of priority species such as coqui, little fire ant, and miconia; scaling back of Rapid Ohia Death research, surveys, and response. Suspension of research on invasive species control tools. Reduction in funds available for watershed protection. Lack of funds for analysis of wildlife population surveys. Delays in regulatory compliance review and annual site visits at Habitat Conservation Plan incidental take license sites.
FY21	LNR404	GC	A	3,058,917	226,074	2,832,843	92.61%	In accordance with the Administration's directive for departments to make only critical, high priority expenditures considering the potential long-term impact of the COVID-19 crisis, procedures were temporarily put in place requiring departments to secure approval from the Governor's Office to fill its vacancies. Previously, the authority to fill vacancies was delegated to department heads. As such, this caused a delay for the Commission on Water Resource Management on filling its vacancies. Payroll savings were applied to meet the Administration imposed 5% general fund restriction and 5% general fund contingency restriction. The effect of not filling positions resulted in: (1) Delays in implementing interim instream flow standards in multiple Maui streams; (2) Delays in analysis and processing existing and new surface water use permit applications; (3) Delays in analysis and processing of applications and reports for water use permits in designated water management areas, statewide surface water use reporting, stream channel alterations, stream diversion works; (4) Delays in processing well construction and pump installation permits; (5) Delays in certifying wells and pumps; (6) Cutting back or deferring complex hydrologic studies and investigations; (7) Diminished response and resolution of citizen complaints/disputes; (8) Delays in fulfilling information requests.
FY21	LNR405	HA	A	7,706,851	494,003	7,212,848	93.59%	Restrictions resulted in the cancellation or deferral of planned enforcement equipment purchases and critical repairs & maintenance undertakings. Restrictions affected the Division's operations and capacity to respond to natural resources enforcement.

Department of Land and Natural Resources
FY 2021 - FY 2023 Restrictions

Table 7

<u>Fiscal Year</u>	<u>Prog ID</u>	<u>Sub-Org</u>	<u>MOF</u>	<u>Budgeted by Dept</u>	<u>Restriction</u>	<u>Difference Between Budgeted & Restricted</u>	<u>Percent Difference</u>	<u>Impact</u>
FY21	LNR407	NA	A	8,165,664	523,413	7,642,251	93.59%	The restriction reduced maintenance of capital improvement project investments and long-term projects focusing on fresh water, reduced greenhouse gas emissions, flood mitigation, erosion, wildfires, and threatened and endangered species.
FY21	LNR801	CH	A	528,363	64,370	463,993	87.82%	Reduction in services to the public and existing staff's work load increasing to cover vacant positions.
FY21	LNR802	HP	A	2,354,597	150,925	2,203,672	93.59%	Severely restricted SHPD's ability to pay non-personnel operating costs. Resolved through reprogramming vacancy savings.
FY21	LNR804	DA	A	1,791,478	114,833	1,676,645	93.59%	Reduced operational funds available to provide necessary equipment, supplies, and operational capacity to meet forest and outdoor recreation goals and objectives; restricted maintenance of access roads and trails.
FY21	LNR805	CB	A	985,554	63,172	922,382	93.59%	Limited purchases of supplies and delayed baseyard structure maintenance and purchase of a vehicle.
FY21	LNR806	FA	A	12,065,934	773,416	11,292,518	93.59%	The restriction reduced required repair and maintenance of parks and limited equipment. The lifeguard contract fund for Kua Bay for \$480,000 was reduced.
FY21	LNR906	AA	A	4,047,218	175,090	3,872,128	95.67%	Cost cutting on other operating expenses was implemented to meet restriction. If possible and when necessary, funds from other division/programs were tapped to cover expenses. The funds were critically needed to support on-island operations and support functions for the safety and general welfare of all on-island workers, KIRC staff and public.
				64,406,646	4,000,660	60,405,986	93.79%	
FY 22 Amended								
FY22	LNR101	EA	A	170,264	11,540	158,724	93.22%	Restriction limits ability to contract for climate mitigation and adaptation initiatives but does not jeopardize the climate coordinator position and will be absorbed.
FY22	LNR141	GA	A	2,583,711	160,111	2,423,600	93.80%	Restrictions on payroll affects ability to fill all authorized positions and cost cutting on other current expenses was implemented.
FY22	LNR153	CB	A	987,079	47,785	939,294	95.16%	Reduced operating funds to support commercial fisheries projects.
FY22	LNR172	DA	A	2,713,692	131,372	2,582,320	95.16%	Reduction of general-funded management projects in the 680,000 acres of the public Forest Reserve System, including reductions to fence, road, trail, campsite, and facility maintenance; reduced ungulate and invasive species control trips; reduced forest restoration and tree planting projects; reduced fuel reduction and fire break maintenance; and reduced capacity for management of threatened and endangered species.
FY22	LNR401	CA	A	2,023,023	97,936	1,925,087	95.16%	Reduced operating funds to support Ecosystem Protection projects.
FY22	LNR402	DA	A	14,821,778	768,321	14,053,457	94.82%	The reduction produced limited operational funds for various wildlife projects. Lack of funds for waterbird habitat management and predator control, resulting in inability to implement key recovery actions for six endangered waterbird species. Gaps in supporting statewide invasive species management which led to spread of priority species such as coqui, little fire ant, and miconia; scaling back of Rapid Ohia Death research, surveys, and response. Suspension of research on invasive species control tools. Reduction in funds available for watershed protection. Lack of funds for analysis of wildlife population surveys. Delays in regulatory compliance review and annual site visits at Habitat Conservation Plan incidental take license sites.

Department of Land and Natural Resources
FY 2021 - FY 2023 Restrictions

Table 7

<u>Fiscal Year</u>	<u>Prog ID</u>	<u>Sub-Org</u>	<u>MOF</u>	<u>Budgeted by Dept</u>	<u>Restriction</u>	<u>Difference Between Budgeted & Restricted</u>	<u>Percent Difference</u>	<u>Impact</u>
FY22	LNR404	GC	A	2,838,042	257,348	2,580,694	90.93%	The Commission on Water Resource Management is actively pursuing filling its vacancies. Finding qualified and suitable candidates for some of its vacancies has however, prolonged this effort, resulting in payroll savings being applied to meet the Administration imposed 5% general fund restriction and 2% general fund contingency restriction. The effect of not filling positions will result in: (1) Delays in implementing interim instream flow standards in multiple Maui streams; (2) Delays in analysis and processing existing and new surface water use permit applications; (3) Delays in analysis and processing of applications and reports for water use permits in designated water management areas, statewide surface water use reporting, stream channel alterations, stream diversion works; (4) Delays in processing well construction and pump installation permits; (5) Delays in certifying wells and pumps; (6) Cutting back or deferring complex hydrologic studies and investigations; (7) Diminished response and resolution of citizen complaints/disputes; (8) Delays in fulfilling information requests.
FY22	LNR405	HA	A	10,774,525	877,646	9,896,879	91.85%	Restrictions resulted in the cancellation or deferral of critical repairs & maintenance undertakings. Restrictions also affected the Division's operations and capacity to respond to natural resources problems and complaints.
FY22	LNR407	NA	A	8,350,262	445,880	7,904,382	94.66%	The restriction reduced maintenance of capital improvement project investments and long-term projects focusing on fresh water, reduced greenhouse gas emissions, flood mitigation, erosion, wildfires, and threatened and endangered species.
FY22	LNR801	CH	A	445,255	30,177	415,078	93.22%	Reduction in services to the public and existing staff's work load increasing to cover vacant positions.
FY22	LNR802	HP	A	2,174,884	-	2,174,884	100.00%	
FY22	LNR804	DA	A	1,893,781	-	1,893,781	100.00%	
FY22	LNR805	CB	A	1,324,529	64,121	1,260,408	95.16%	Reduced operating funds to support Recreational Fisheries and neighbor Islands projects.
FY22	LNR806	FA	A	10,716,714	726,324	9,990,390	93.22%	Restrictions affected the deferral of critical repair & maintenance projects and lifeguard contract funding.
FY22	LNR906	AA	A	4,391,063	113,874	4,277,189	97.41%	Cost cutting on other operating expenses was implemented to meet restriction. The funds were critically needed to support on-island operations and support functions for the safety and general welfare of all on-island workers, KIRC staff and public.
				66,208,602	3,732,435	62,476,167	94.36%	
FY 23								
FY23	LNR101	EA	A	170,264	16,566	153,698	90.27%	Restriction limits ability to contract for climate mitigation and adaptation initiatives but does not jeopardize the climate coordinator position and will be absorbed.
FY23	LNR141	GA	A	2,918,651	283,978	2,634,673	90.27%	Restrictions on payroll affects ability to fill all authorized positions and cost cutting on other current expenses was implemented.
FY23	LNR153	CB	A	1,327,059	129,120	1,197,939	90.27%	Reduced operating funds to support commercial fisheries projects.
FY23	LNR172	DA	A	3,192,942	310,666	2,882,276	90.27%	Reduction of general-funded management projects in the 680,000 acres of the public Forest Reserve System, including reductions to fence, road, trail, campsite, and facility maintenance; reduced ungulate and invasive species control trips; reduced forest restoration and tree planting projects; reduced fuel reduction and fire break maintenance; and reduced capacity for management of threatened and endangered species.

Department of Land and Natural Resources
FY 2021 - FY 2023 Restrictions

Table 7

<u>Fiscal Year</u>	<u>Prog ID</u>	<u>Sub-Org</u>	<u>MOF</u>	<u>Budgeted by Dept</u>	<u>Restriction</u>	<u>Difference Between Budgeted & Restricted</u>	<u>Percent Difference</u>	<u>Impact</u>
FY23	LNR401	CA	A	2,295,831	223,376	2,072,455	90.27%	Reduced operating funds to support Ecosystem Protection projects.
FY23	LNR402	DA	A	17,067,208	1,666,730	15,400,478	90.23%	The reduction produced limited operational funds for various wildlife projects. Lack of funds for waterbird habitat management and predator control, resulting in inability to implement key recovery actions for six endangered waterbird species. Gaps in supporting statewide invasive species management which led to spread of priority species such as coqui, little fire ant, and miconia; scaling back of Rapid Ohia Death research, surveys, and response. Suspension of research on invasive species control tools. Reduction in funds available for watershed protection. Lack of funds for analysis of wildlife population surveys. Delays in regulatory compliance review and annual site visits at Habitat Conservation Plan incidental take license sites.
FY23	LNR404	GC	A	2,951,202	287,142	2,664,060	90.27%	The Commission on Water Resource Management is actively pursuing filling its vacancies. Finding qualified and suitable candidates for some of its vacancies has however, prolonged this effort, resulting in payroll savings being applied to meet the Administration imposed 5% general fund restriction and 5% general fund contingency restriction. The restrictions have limited the ability to enter into contractual services for complex water studies, monitoring activities, and data collection. The Commission's Water Resource Protection Plan outlines data and information gaps where much needed investigation and monitoring would improve its understanding of the impacts of climate change, future water availability and demands, impacts to public trust purposes, and to anticipate where designation of water management areas may be necessary.
FY23	LNR405	HA	A	13,066,413	1,271,328	11,795,085	90.27%	Restrictions resulted in the cancellation or deferral of critical repairs & maintenance undertakings. In addition, given the current Academy class size, training and start-up costs have been largely dependent upon ARPA funding. It is necessary for the Division to have recurring training funding to support new recruits as well as maintain training for current employees to stay up-to-date with necessary requirements and qualifications.
FY23	LNR407	NA	A	9,767,816	950,384	8,817,432	90.27%	The restriction reduced maintenance of capital improvement project investments and long-term projects focusing on fresh water, reduced greenhouse gas emissions, flood mitigation, erosion, wildfires, and threatened and endangered species.
FY23	LNR801	CH	A	445,255	43,322	401,933	90.27%	Reduction in services to the public and existing staff's work load increasing to cover vacant positions.
FY23	LNR802	HP	A	3,443,482	335,042	3,108,440	90.27%	SHPD will be required to eliminate positions or restrict/eliminate essential operating activities, e.g., HICRIS O&M, digitation of legacy documents/reports, routine operating expenses, e.g., essential travel, purchase of office supplies, telephones, etc.
FY23	LNR804	DA	A	4,381,634	426,322	3,955,312	90.27%	Reduced operational funds available to provide necessary equipment, supplies, and operational capacity to meet forest and outdoor recreation goals and objectives; restricted maintenance of access roads and trails.
FY23	LNR805	CB	A	1,404,199	136,624	1,267,575	90.27%	Reduced operating funds to support Recreational Fisheries and neighbor Islands projects.
FY23	LNR806	FA	A	11,990,874	1,166,680	10,824,194	90.27%	Restrictions will impact the operational expenditure plan of filling vacancies and providing stable funding for basic park operational cost such as utilities, fuel and annual service contracts. The special fund income is intended to be applied towards deferred maintenance of facilities, roadways, parking areas and other park features that are not appropriate, or add to the cost of, CIP requests.

Department of Land and Natural Resources
 FY 2021 - FY 2023 Restrictions

Table 7

<u>Fiscal Year</u>	<u>Prog ID</u>	<u>Sub-Org</u>	<u>MOF</u>	<u>Budgeted by Dept</u>	<u>Restriction</u>	<u>Difference Between Budgeted & Restricted</u>	<u>Percent Difference</u>	<u>Impact</u>
FY23	LNR906	AA	A	5,087,499	303,750	4,783,749	94.03%	Cost cutting on other operating expenses was implemented to meet restriction. If possible and when necessary, funds from other division/programs were tapped to cover expenses. The funds were critically needed to support on-island operations and support functions for the safety and general welfare of all on-island workers, KIRC staff and public.
				79,510,329	7,551,030	71,959,299	90.50%	

Department of Land and Natural Resources
Emergency Appropriation Requests

Table 8

<u>Prog ID</u>	<u>Description of Request</u>	<u>Explanation of Request</u>	<u>MOF</u>	<u>Pos (P)</u>	<u>Pos (T)</u>	<u>\$\$\$</u>
None						

Department of Land and Natural Resources
Expenditures Exceeding Appropriation Ceilings in FY22 and FY23

Table 9

<u>Prog ID</u>	<u>MOF</u>	<u>Date</u>	<u>Appropriation</u>	<u>Amount Exceeding Appropriation</u>	<u>Percent Exceeded</u>	<u>Reason for Exceeding Ceiling</u>	<u>Legal Authority</u>	<u>Recurring (Y/N)</u>	<u>GF Impact (Y/N)</u>
						None			

Department of Land and Natural Resources
 Intradepartmental Transfers in FY22 and FY23

Table 10

<u>Actual or Anticipated Date of Transfer</u>	<u>MOF</u>	<u>Pos (P)</u>	<u>Pos (T)</u>	<u>\$\$\$</u>	<u>From Prog ID</u>	<u>Percent of Program ID Appropriation Transferred From</u>	<u>To Prog ID</u>	<u>Percent of Receiving Program ID Appropriation</u>	<u>Reason for Transfer</u>	<u>Recurring (Y/N)</u>
Transfer of Posiitons: None										
Transfer of Funds:										
FY22										
4/22/2022	A	-	-	\$ 155,000	LNR 404	3.87%	LNR 401	1.49%	Funding transfer is needed for DAR to continue conducting the needed stream habitat monitoring for proper assessment of instream flow standards and to meet the Legislature's intent.	N
6/20/2022	A	-	-	\$ 53,000	LNR 402	0.21%	LNR 804	0.62%	Transfer of funds from other program was needed to cover the personnel shortfall of LNR 804.	N
6/30/2022	A	-	-	\$ 130,000	LNR 806	0.85%	LNR 802	3.98%	The delay in the reimbursement of federal funds has resulted in SHPD's federal fund account to have payroll deficit. In order to clear the negative payroll balance in the federal funds account of SHPD, the funding transfer is needed to cover the payroll shortage brought about by the circumstance.	N
FY23										
None										

Department of Land and Natural Resources
Vacancy Report as of November 30, 2022

Table 11

Prog ID	Sub-Org	Date of Vacancy	Expected Fill Date	Position Number	Position Title	Exempt (Y/N)	SR Level	BU Code	Perm Temp (P/T)	FTE	MOF	Budgeted Amount	Actual Salary Last Paid	Authority to Hire (Y/N)	Occupied by 89 Day Hire (Y/N)	# of 89 Hire Appts	Describe if Filled by other Means	Priority # to Retain
LNR101	EA	4/17/2021	12/1/2022	122500	Planner V	N	SR24	BU13	P	1.00	B	\$ 59,448	\$ 64,620	Y	N	0		1
LNR101	EA	6/6/2022	1/1/2023	52359	General Laborer II	N	BC03	BU01	P	1.00	B	\$ 43,164	\$ 45,540	N	N	0		54
LNR101	EA	6/14/2022	1/1/2023	121586 (E)	Shoreline Specialist	Y	SRNA	BU13	P	1.00	B	\$ 49,000	\$ 75,936	Y	N	0		11
LNR101	EA	7/1/2022	1/1/2023	92301C	Planner VI	N	SR26	BU23	P	1.00	B	\$ 81,744	never filled	N	N	0		26
LNR101	EA	7/1/2022	1/1/2023	92302C	Property Manager/Land Agent	N	SR25		P	1.00	B	\$ 78,612	never filled	N	N	0		63
LNR101	EA	7/1/2022	1/1/2023	92303C	Property Manager/Land Agent	N	SR25		P	1.00	B	\$ 78,612	never filled	N	N	0		96
LNR101	EA	7/1/2022	1/1/2023	92304C	Property Manager/Land Agent	N	SR25		P	1.00	B	\$ 78,612	never filled	N	N	0		74
LNR101	EA	7/1/2022	1/1/2023	92305C	Property Manager/Land Agent	N	SR25		P	1.00	B	\$ 78,612	never filled	N	N	0		120
LNR101	EA	7/1/2022	1/1/2023	92306C	Property Manager/Land Agent	N	SR25		P	1.00	B	\$ 78,612	never filled	N	N	0		104
LNR101	EA	7/1/2022	1/1/2023	92307C	Property Manager/Land Agent	N	SR25		P	1.00	B	\$ 78,612	never filled	N	N	0		85
LNR101	EA	44743	44927	92308C	Property Manager/Land Agent	N	SR25		P	1.00	B	\$ 78,612	never filled	N	N	0		112
LNR101	EA	44774	44928	2732	Secretary I	N	SR12	BU03	P	1.00	B	\$ 41,364	\$ 42,792	Y	N	0		52
LNR101	EA	44788	44927	50981	Geothermal Compliance Specialist	N	SR22	BU13	P	1.00	B	\$ 78,420	\$ 83,376	N	N	0		87
LNR101	EA	8/16/2022	1/1/2023	120669	Administrative Specialist IV	N	SR22	BU13	P	1.00	B	\$ 66,476	\$ 71,268	Y	N	0		41
LNR101	EA	10/7/2022	1/1/2023	39429	Planner V	N	SR24	BU13	P	1.00	B	\$ 73,738	\$ 65,916	Y	N	0		22
LNR111	BA	2/16/2017	1/1/2023	118994(T)	Office Assistant III	N	SR08	BU03	T	1.00	B	\$ 30,240	\$ 30,240	N	N	0		181
LNR111	BA	1/1/2018	1/1/2023	47354	Office Assistant III	N	SR08	BU03	P	1.00	B	\$ -	\$ 33,120	N	N	0		156
LNR111	BA	8/23/2019	1/1/2023	38263	Office Assistant III	N	SR08	BU03	P	1.00	B	\$ -	\$ 30,240	Y	N	0		149
LNR111	BA	8/24/2019	1/1/2023	120981(T)	Abstracting Assistant III	N	SR09	BU03	T	1.00	B	\$ 31,440	\$ 31,440	N	N	0		169
LNR111	BA	11/15/2019	1/1/2023	47355	Office Assistant III	N	SR08	BU03	P	1.00	B	\$ -	\$ 32,664	N	N	0		128
LNR111	BA	12/31/2020	1/1/2023	40435	Conveyancing Supervisor	N	SR24	BU04	P	1.00	B	\$ 79,548	\$ 80,232	Y	N	0		21
LNR111	BA	12/31/2020	1/1/2023	9055	Abstractor IX	N	SR21	BU03	P	1.00	B	\$ 67,944	\$ 74,172	Y	Y	6		27
LNR111	BA	7/1/2021	1/1/2023	135	Abstractor IX	N	SR21	BU03	P	1.00	B	\$ 71,592	\$ 74,064	Y	Y	3		42
LNR111	BA	8/28/2021	1/1/2023	48171	Cashier II	N	SR12	BU03	P	1.00	B	\$ 35,340	\$ 39,420	Y	N	0		121
LNR111	BA	9/1/2021	1/1/2023	147	Office Assistant IV	N	SR10	BU03	P	1.00	B	\$ 43,008	\$ 44,496	N	N	0		163
LNR111	BA	11/8/2021	1/1/2023	159	Office Assistant III	N	SR08	BU03	P	1.00	B	\$ 30,240	\$ 33,120	Y	N	0		105
LNR111	BA	11/29/2021	1/1/2023	157	Abstracting Assistant IV	N	SR11	BU03	P	1.00	B	\$ 34,020	\$ 36,564	Y	N	0		86
LNR111	BA	2/26/2022	1/1/2023	154	Abstracting Assistant IV	N	SR11	BU03	P	1.00	B	\$ -	\$ 36,564	N	N	0		142
LNR111	BA	5/11/2022	1/1/2023	40342	Office Assistant III	N	SR08	BU03	P	1.00	B	\$ 30,240	\$ 33,120	Y	N	0		113
LNR111	BA	7/1/2022	1/1/2023	118972	Office Assistant III	N	SR08	BU03	T	1.00	B	\$ 30,240	\$ 33,120	N	N	0		175
LNR111	BA	7/5/2022	1/1/2023	158	Office Assistant III	N	SR08	BU03	P	1.00	B	\$ 30,240	\$ 33,120	Y	N	0		97
LNR111	BA	7/18/2022	1/1/2023	162	Land Court Document Receiving Clerk I	N	SR17	BU03	P	1.00	B	\$ 34,020	\$ 46,272	N	N	0		53
LNR111	BA	8/1/2022	1/1/2023	6981	Land Court Document Receiving Clerk I	N	SR17	BU03	P	1.00	B	\$ 61,176	\$ 63,288	Y	N	0		64
LNR111	BA	8/1/2022	1/1/2023	27299	Abstracting Assistant V	N	SR13	BU03	P	1.00	B	\$ 41,364	\$ 44,496	Y	N	0		75
LNR111	BA	8/1/2022	1/1/2023	46748	Abstracting Assistant V	N	SR13	BU03	P	1.00	B	\$ 38,220	\$ 41,100	Y	Y	1		135
LNR141	GA	6/27/2019	1/1/2023	123037	Engineer V	N	SR26	BU13	P	1.00	A	\$ 81,744	never filled	Y	N	0		43
LNR141	GA	3/1/2019	1/1/2023	120910	Engineer V	N	SR26	BU13	P	1.00	A	\$ 81,744	\$ 75,432	Y	N	0		28
LNR141	GA	12/9/2019	1/1/2023	117792	Engineer V	N	SR26	BU13	P	1.00	A	\$ 81,744	\$ 71,232	Y	N	0		65
LNR141	GA	7/26/2021	1/4/2023	9715	Engineer V	N	SR26	BU13	P	1.00	A	\$ 81,744	\$ 81,744	Y	N	0		7
LNR141	GA	10/1/2022	1/1/2023	120856(E)	Mineral Resources Specialist	Y	SRNA	BU13	P	1.00	B	\$ 59,616	\$ 63,384	Y	N	0		76
LNR153	CB	12/31/2019	1/1/2023	50978	Aquatic Biologist IV	N	SR22	BU13	P	1.00	A	\$ 72,528	\$ 72,528	N	N	0		143
LNR153	CB	7/1/2020	1/1/2023	117067	Office Assistant III	N	SR08	BU03	P	0.50	B	\$ 17,670	\$ 17,670	Y	N	0		24
LNR153	CB	7/1/2020	1/1/2023	117067	Office Assistant III	N	SR08	BU03	P	0.50	P	\$ 17,670	\$ 17,670	Y	N	0		24
LNR153	CB	7/1/2021	1/1/2023	92202C	Aquatic Biologist VI	N	SR26	BU13	P	1.00	A	\$ 67,200	never filled	N	N	0		88
LNR172	DA	11/28/2020	1/1/2023	39733	Office Assistant III	N	SR08	BU03	P	1.00	A	\$ 33,120	\$ 32,016	Y	N	0		188
LNR172	DA	1/19/2022	1/1/2023	122859	Forestry & Wildlife Technician IV	N	SR13	BU03	P	1.00	A	\$ 34,908	\$ 39,540	Y	N	0		193
LNR172	DA	2/22/2022	1/1/2023	122834	Forestry & Wildlife Technician IV	N	SR13	BU03	P	1.00	A	\$ 34,908	\$ 39,540	Y	N	0		12
LNR172	DA	6/14/2022	1/1/2023	112452	Forestry & Wildlife Technician IV	N	SR13	BU03	P	1.00	A	\$ 52,392	\$ 39,540	Y	N	0		198
LNR172	DA	6/23/2022	1/1/2023	122860	Forestry & Wildlife Technician IV	N	SR13	BU03	P	1.00	A	\$ 34,908	\$ 39,540	Y	N	0		203
LNR172	DA	7/1/2022	1/1/2023	124493	Forester V	N	SR24	BU13	P	1.00	A	\$ 31,068	never filled	Y	N	0		84
LNR172	DA	7/1/2022	1/1/2023	92310C	Forestry & Wildlife Worker II	N	BC05	BU01	P	1.00	A	\$ 24,630	never filled	N	N	0		208
LNR172	DA	7/1/2022	1/1/2023	92311C	Forestry & Wildlife Worker II	N	BC05	BU01	P	1.00	A	\$ 24,630	never filled	N	N	0		213
LNR172	DA	7/1/2022	1/1/2023	92312C	Forestry & Wildlife Worker II	N	BC05	BU01	P	1.00	A	\$ 24,630	never filled	N	N	0		218

Department of Land and Natural Resources
Vacancy Report as of November 30, 2022

Table 11

Prog ID	Sub-Org	Date of Vacancy	Expected Fill Date	Position Number	Position Title	Exempt (Y/N)	SR Level	BU Code	Perm Temp (P/T)	FTE	MOF	Budgeted Amount	Actual Salary Last Paid	Authority to Hire (Y/N)	Occupied by 89 Day Hire (Y/N)	# of 89 Hire Appts	Describe if Filled by other Means	Priority # to Retain
LNR172	DA	7/1/2022	1/1/2023	92313C	Forester III	N	SR20	BU13	P	1.00	A	\$ 25,512	never filled	N	N	0		223
LNR172	DA	9/6/2022	1/1/2023	119025	Forestry & Wildlife Worker II	N	BC05	BU01	P	1.00	A	\$ 48,096	\$ 49,260	Y	N	0		228
LNR401	CA	10/17/2017	1/1/2023	109101(T)	Aquatic Biologist V	N	SR24	BU13	T	1.00	P	\$ 62,400	\$ 65,568	Y	N	0		222
LNR401	CA	9/24/2019	1/1/2023	122543	Program Specialist V	N	SR24	BU13	P	1.00	A	\$ 65,546	\$ 65,868	N	N	0		106
LNR401	CA	12/5/2019	1/1/2023	120815	Fishery Technician IV	N	SR13	BU03	P	1.00	A	\$ 19,770	\$ 38,220	Y	N	0		192
LNR401	CA	12/31/2019	1/1/2023	118784(T)	Education Specialist (Aquatic Resources) IV	N	SR22	BU13	T	0.50	A	\$-	\$ 32,934	N	N	0		212
LNR401	CA	12/31/2019	1/1/2023	118784(T)	Education Specialist (Aquatic Resources) IV	N	SR22	BU13	T	0.50	P	\$ 26,478	\$ 32,934	N	N	0		212
LNR401	CA	1/11/2020	1/1/2023	120814	Fishery Technician IV	N	SR13	BU03	P	1.00	A	\$ 19,770	\$ 36,732	Y	N	0		187
LNR401	CA	3/9/2020	1/1/2023	113267(T)	Aquatic Biologist IV	N	SR22	BU13	T	1.00	B	\$ 52,956	\$ 50,004	N	N	0		197
LNR401	CA	7/2/2020	1/1/2023	120823	Aquatic Biologist III	N	SR20	BU13	P	1.00	A	\$ 27,600	\$ 51,024	Y	N	0		170
LNR401	CA	10/1/2020	1/1/2023	118628(T)	Program Specialist V	N	SR24	BU13	T	1.00	P	\$ 59,616	\$ 67,044	N	N	0		227
LNR401	CA	12/1/2020	1/1/2023	46124	Aquatic Biologist IV	N	SR22	BU13	P	1.00	A	\$ 78,420	\$ 81,744	Y	N	0		150
LNR401	CA	5/1/2021	1/1/2023	118785(T)	Education Specialist (Aquatic Resources) III	N	SR20	BU13	T	0.50	A	\$ 24,474	\$ 27,600	N	N	0		217
LNR401	CA	5/1/2021	1/1/2023	118785(T)	Education Specialist (Aquatic Resources) III	N	SR20	BU13	T	0.50	P	\$ 24,474	\$ 27,600	N	N	0		217
LNR401	CA	7/1/2021	1/1/2023	92203C	Program Specialist V	N	SR24	BU13	P	1.00	A	\$ 62,136	never filled	N	N	0		114
LNR401	CA	5/10/2022	1/1/2023	122712	Planner IV	N	SR22	BU13	P	1.00	A	\$ 52,956	\$ 57,420	N	N	0		136
LNR401	CA	7/1/2022	1/1/2023	50980	Office Assistant III	N	SR08	BU03	P	1.00	A	\$ 41,364	\$ 33,120	Y	N	0		207
LNR401	CA	7/1/2022	1/1/2023	92314C	Aquatic Biologist V	N	SR24	BU13	P	1.00	A	\$ 31,068	never filled	N	N	0		122
LNR401	CA	7/1/2022	1/1/2023	92315C	Aquatic Biologist VI	N	SR26	BU13	P	1.00	A	\$ 33,600	never filled	N	N	0		98
LNR401	CB	11/19/2022	1/1/2023	116575(T)	Education Specialist (Aquatic Resources) IV	N	SR22	BU13	P	1.00	N	\$ 52,956	\$ 58,572	Y	N	0		157
LNR402	DA	5/12/2016	1/1/2023	122002(T)	Planner V	N	SR24	BU13	T	1.00	T	\$ 64,904	never filled	N	N	0		292
LNR402	DA	7/1/2019	1/1/2023	27060	Forester IV	N	SR22	BU13	P	1.00	A	\$ 55,200	\$ 45,288	Y	N	0		73
LNR402	DA	11/8/2019	1/1/2023	52393	Account Clerk III	N	SR11	BU03	P	0.50	A	\$ 19,860	\$ 18,366	Y	N	0		232
LNR402	DA	11/8/2019	1/1/2023	52393	Account Clerk III	N	SR11	BU03	P	0.50	N	\$ 19,860	\$ 18,366	Y	N	0		232
LNR402	DA	12/31/2019	1/1/2023	2919	Forestry & Wildlife Worker II	N	BC05	BU01	P	1.00	A	\$ 49,260	\$ 47,148	Y	N	0		272
LNR402	DA	3/4/2020	1/1/2023	122046	Forestry & Wildlife Technician IV	N	SR13	BU03	P	1.00	N	\$ 36,732	\$ 36,732	Y	N	0		279
LNR402	DA	9/9/2020	1/1/2023	46948	Forestry & Wildlife Technician IV	N	SR13	BU03	P	0.50	A	\$-	\$ 25,152	N	N	0		274
LNR402	DA	9/9/2020	1/1/2023	46948	Forestry & Wildlife Technician IV	N	SR13	BU03	P	0.50	P	\$ 18,366	\$ 25,152	N	N	0		274
LNR402	DA	7/16/2021	1/1/2023	122269(T)	Wildlife Biologist IV	N	SR22	BU13	T	0.50	N	\$ 26,478	\$ 28,710	N	N	0		280
LNR402	DA	9/3/2021	1/1/2023	116396	Account Clerk III	N	SR11	BU03	P	1.00	N	\$ 38,220	\$ 39,540	N	N	0		281
LNR402	DA	12/31/2021	1/1/2023	21438	Forestry & Wildlife Worker III	N	WS05	BU01	P	1.00	A	\$ 51,408	\$ 52,764	N	N	0		275
LNR402	DA	3/15/2022	1/1/2023	118219	Office Assistant III	N	SR08	BU03	P	1.00	N	\$ 32,664	\$ 33,120	Y	N	0		282
LNR402	DA	6/27/2022	1/1/2023	118404	Wildlife Biologist IV	N	SR22	BU13	P	1.00	N	\$ 52,956	\$ 57,420	Y	N	0		283
LNR402	DA	10/17/2022	1/1/2023	2944	Forestry & Wildlife Worker II	N	BC05	BU01	P	1.00	A	\$ 48,000	\$ 51,096	N	N	0		276
LNR402	DA	11/1/2022	1/1/2023	122043	Wildlife Biologist III	N	SR20	BU13	P	1.00	N	\$ 55,092	\$ 65,916	Y	N	0		284
LNR402	DA	11/21/2022	1/1/2023	2947	Equipment Operator II	N	BC06	BU01	P	1.00	A	\$ 46,152	\$ 53,148	N	N	0		236
LNR404	GC	11/1/2020	1/1/2023	103088(E)	Hydrologist VI	Y	SRNA	BU13	P	1.00	A	\$ 91,776	\$ 95,652	Y	N	0		13
LNR404	GC	6/28/2022	1/1/2023	102237(E)	Hydrologist VI	Y	SRNA	BU13	P	1.00	A	\$ 83,844	\$ 75,960	Y	N	0		46
LNR404	GC	7/1/2022	1/1/2023	111495	Secretary IIII	N	SR14	BU03	P	1.00	A	\$ 54,432	\$ 56,316	Y	N	0		31
LNR404	GC	7/1/2022	1/1/2023	92316C	Aquatic Biologist V	N	SR24	BU13	P	1.00	A	\$ 31,068	never filled	N	N	0		57
LNR404	GC	7/1/2022	1/1/2023	92317C	Aquatic Biologist V	N	SR24	BU13	P	1.00	A	\$ 31,068	never filled	N	N	0		79
LNR404	GC	7/1/2022	1/1/2023	92318C	Aquatic Biologist III	N	SR20	BU13	P	1.00	A	\$ 25,512	never filled	N	N	0		68
LNR404	GC	7/1/2022	1/1/2023	92319C	Aquatic Biologist III	N	SR20	BU13	P	1.00	A	\$ 25,512	never filled	N	N	0		90
LNR405	HA	7/1/2018	1/1/2023	123249	Clerk Dispatcher II	N	SR12	BU03	P	1.00	A	\$ 35,340	never filled	Y	N	0		80
LNR405	HA	1/9/2019	1/1/2023	5025	Conservation & Resources Enforcement Assistant Administrator	N	EM05	BU37	P	1.00	A	\$ 102,348	\$ 102,348	Y	N	0		32
LNR405	HA	8/1/2020	1/1/2023	39168	Conservation & Resources Enforcement Officer III	N	SR20	BU14	P	1.00	A	\$ 61,330	\$ 66,528	N	N	0		100
LNR405	HA	7/1/2021	1/1/2023	124121	Conservation & Resources Enforcement Officer I	N	SR16	BU14	P	1.00	A	\$ 48,648	\$ 50,208	N	N	0		184
LNR405	HA	7/1/2021	1/1/2023	124129	Conservation & Resources Enforcement Officer I	N	SR16	BU14	P	1.00	A	\$ 48,648	never filled	N	N	0		189
LNR405	HA	7/1/2021	1/1/2023	124130	Conservation & Resources Enforcement Officer I	N	SR16	BU14	P	1.00	A	\$ 48,648	never filled	N	N	0		194
LNR405	HA	7/1/2021	1/1/2023	124134	Conservation & Resources Enforcement Officer I	N	SR16	BU14	P	1.00	A	\$ 48,648	never filled	N	N	0		199
LNR405	HA	7/1/2021	1/1/2023	124136	Conservation & Resources Enforcement Officer I	N	SR16	BU14	P	1.00	A	\$ 48,648	never filled	N	N	0		204
LNR405	HA	11/1/2021	1/1/2023	117086	Office Assistant III	N	SR08	BU03	P	1.00	A	\$ 38,220	\$ 40,308	Y	N	0		47
LNR405	HA	11/10/2021	1/1/2023	118724	Conservation & Resources Enforcement Officer III	N	SR20	BU14	P	1.00	A	\$ 65,928	\$ 71,988	N	N	0		108

Department of Land and Natural Resources
Vacancy Report as of November 30, 2022

Table 11

Prog ID	Sub-Org	Date of Vacancy	Expected Fill Date	Position Number	Position Title	Exempt (Y/N)	SR Level	BU Code	Perm Temp (P/T)	FTE	MOF	Budgeted Amount	Actual Salary Last Paid	Authority to Hire (Y/N)	Occupied by 89 Day Hire (Y/N)	# of 89 Day Hire Appts	Describe if Filled by other Means	Priority # to Retain
LNR405	HA	11/17/2021	1/1/2023	10371	Conservation & Resources Enforcement Officer III	N	SR20	BU14	P	1.00	A	\$ 68,532	\$ 74,844	N	N	0		116
LNR405	HA	12/31/2021	1/1/2023	41143	Office Assistant III	N	SR08	BU03	P	0.25	A	\$ 8,505	\$ 8,973	Y	N	0		58
LNR405	HA	12/31/2021	1/1/2023	41143	Office Assistant III	N	SR08	BU03	P	0.75	N	\$ 25,515	\$ 76,919	Y	N	0		58
LNR405	HA	1/16/2022	1/1/2023	119072	Conservation & Resources Enforcement Officer III	N	SR20	BU14	P	1.00	A	\$ 63,360	\$ 69,192	N	N	0		124
LNR405	HA	2/24/2022	1/1/2023	117703	Conservation & Resources Enforcement Officer III	N	SR20	BU14	P	1.00	A	\$ 58,584	\$ 63,984	N	N	0		131
LNR405	HA	4/18/2022	1/1/2023	50973	Office Assistant III	N	SR08	BU03	P	1.00	A	\$ 41,364	\$ 43,620	Y	N	0		8
LNR405	HA	6/1/2022	1/1/2023	118081	Conservation & Resources Enforcement Officer III	N	SR20	BU14	P	1.00	A	\$ 52,092	\$ 56,880	N	N	0		138
LNR405	HA	6/27/2022	1/1/2023	50966	Conservation & Resources Enforcement Officer IV	N	SR22	BU14	P	1.00	A	\$ 77,136	\$ 94,776	Y	N	0		69
LNR405	HA	7/1/2022	1/1/2023	120457	Education Specialist (Hunter and Conservation Resources) III	N	SR20	BU13	P	1.00	N	\$ 50,916	\$ 55,200	Y	N	0		145
LNR405	HA	7/1/2022	1/1/2023	92347C	Conservation & Resources Enforcement Officer I	N	SR16	BU14	P	1.00	A	\$ 24,324	never filled	N	N	0		209
LNR405	HA	7/1/2022	1/1/2023	92348C	Conservation & Resources Enforcement Officer I	N	SR16	BU14	P	1.00	A	\$ 24,324	never filled	N	N	0		214
LNR405	HA	7/1/2022	1/1/2023	92349C	Conservation & Resources Enforcement Officer I	N	SR16	BU14	P	1.00	A	\$ 24,324	never filled	N	N	0		219
LNR405	HA	7/1/2022	1/1/2023	92350C	Conservation & Resources Enforcement Officer I	N	SR16	BU14	P	1.00	A	\$ 24,324	never filled	N	N	0		224
LNR405	HA	7/1/2022	1/1/2023	92351C	Conservation & Resources Enforcement Officer I	N	SR16	BU14	P	1.00	A	\$ 24,324	never filled	N	N	0		229
LNR405	HA	7/1/2022	1/1/2023	92352C	Conservation & Resources Enforcement Officer I	N	SR16	BU14	P	1.00	A	\$ 24,324	never filled	N	N	0		233
LNR405	HA	7/1/2022	1/1/2023	92353C	Conservation & Resources Enforcement Officer I	N	SR16	BU14	P	1.00	A	\$ 24,324	never filled	N	N	0		237
LNR405	HA	7/1/2022	1/1/2023	92354C	Conservation & Resources Enforcement Officer I	N	SR16	BU14	P	1.00	A	\$ 24,324	never filled	N	N	0		241
LNR405	HA	7/1/2022	1/1/2023	92355C	Conservation & Resources Enforcement Officer I	N	SR16	BU14	P	1.00	A	\$ 24,324	never filled	N	N	0		245
LNR405	HA	7/1/2022	1/1/2023	92356C	Conservation & Resources Enforcement Officer I	N	SR16	BU14	P	1.00	A	\$ 24,324	never filled	N	N	0		249
LNR405	HA	7/1/2022	1/1/2023	92357C	Conservation & Resources Enforcement Officer I	N	SR16	BU14	P	1.00	A	\$ 24,324	never filled	N	N	0		253
LNR405	HA	7/1/2022	1/1/2023	92358C	Conservation & Resources Enforcement Officer I	N	SR16	BU14	P	1.00	A	\$ 24,324	never filled	N	N	0		257
LNR405	HA	7/1/2022	1/1/2023	33293	Conservation & Resources Enforcement Officer III	N	SR20	BU14	P	1.00	N	\$ 80,220	\$ 87,600	N	N	0		152
LNR405	HA	8/1/2022	1/1/2023	2903	Conservation & Resources Enforcement Officer III	N	SR20	BU14	P	1.00	A	\$ 71,304	\$ 80,352	N	N	0		159
LNR405	HA	8/24/2022	1/1/2023	33291	Conservation & Resources Enforcement Officer III	N	SR20	BU14	P	1.00	A	\$ 58,584	\$ 68,652	N	N	0		166
LNR405	HA	9/1/2022	1/1/2023	52345	Conservation & Resources Enforcement Officer III	N	SR20	BU14	P	1.00	A	\$ 68,994	\$ 80,352	N	N	0		172
LNR405	HA	9/25/2022	1/1/2023	4345	Conservation & Resources Enforcement Officer III	N	SR20	BU14	P	1.00	A	\$ 58,584	\$ 68,652	N	N	0		178
LNR405	HA	11/1/2022	1/1/2023	118983	Office Assistant III	N	SR08	BU03	P	1.00	A	\$ 31,440	\$ 35,724	N	N	0		91
LNR407	NA	7/17/2021	1/1/2023	118274	Forestry & Wildlife Technician IV	N	SR13	BU03	P	1.00	A	\$ 36,732	\$ 39,540	Y	N	0		6
LNR407	NA	10/20/2021	1/1/2023	122329(T)	Natural Resources Management Specialist III	N	SR20	BU13	T	1.00	A	\$ 50,916	\$ 53,064	Y	N	0		158
LNR407	NA	11/3/2021	1/1/2023	38928	Account Clerk III	N	SR11	BU03	P	1.00	A	\$ 39,720	\$ 41,100	Y	N	0		171
LNR407	NA	11/13/2021	1/1/2023	39937	Office Assistant III	N	SR08	BU03	P	1.00	A	\$ 30,240	\$ 33,120	N	N	0		177
LNR407	NA	3/2/2022	1/1/2023	122836(T)	Natural Resources Management Specialist II	N	SR18	BU13	T	1.00	A	\$ 34,908	\$ 39,540	Y	N	0		165
LNR407	NA	4/1/2022	1/1/2023	52389	Natural Resources Management Specialist IV	N	SR22	BU13	P	1.00	A	\$ 75,432	\$ 78,612	N	N	0		78
LNR407	NA	5/3/2022	1/1/2023	118332	Planner V	N	SR24	BU13	P	1.00	A	\$ 57,324	\$ 69,876	Y	N	0		14
LNR407	NA	5/7/2022	1/1/2023	118284	Natural Resources Management Specialist IV	N	SR22	BU13	P	1.00	A	\$ 52,956	\$ 62,136	N	N	0		89
LNR407	NA	6/1/2022	1/1/2023	123230	Natural Resources Management Specialist IV	N	SR22	BU13	P	1.00	A	\$ 42,480	\$ 55,200	N	N	0		99
LNR407	NA	6/16/2022	1/1/2023	117017	Natural Resources Management Specialist IV	N	SR22	BU13	P	1.00	A	\$ 64,476	\$ 49,332	N	N	0		107
LNR407	NA	7/1/2022	1/1/2023	92320C	Natural Resources Management Specialist IV	N	SR22	BU13	P	1.00	A	\$ 27,600	never filled	N	N	0		115
LNR407	NA	7/1/2022	1/1/2023	92321C	Natural Resources Management Specialist IV	N	SR22	BU13	T	1.00	A	\$ 27,600	never filled	N	N	0		123
LNR407	NA	7/1/2022	1/1/2023	92322C	Natural Resources Management Specialist IV	N	SR22	BU13	T	1.00	A	\$ 27,600	never filled	N	N	0		130
LNR407	NA	7/1/2022	1/1/2023	92323C	Forestry & Wildlife Worker II	N	BC05	BU01	P	1.00	A	\$ 24,630	never filled	N	N	0		240
LNR407	NA	7/1/2022	1/1/2023	92324C	Forestry & Wildlife Worker II	N	BC05	BU01	T	1.00	A	\$ 24,630	never filled	N	N	0		244
LNR407	NA	7/1/122	1/1/2023	92325C	Forestry & Wildlife Worker II	N	BC05	BU01	T	1.00	A	\$ 24,630	never filled	N	N	0		248
LNR407	NA	7/1/2022	1/1/2023	92339C	Program Specialist	N			P	1.00	A	\$ 60,864	never filled	N	N	0		62
LNR407	NA	7/1/2022	1/1/2023	92344C	Natural Resource Specialist	N		BU13	P	1.00	A	\$ 37,500	never filled	N	N	0		137
LNR407	NA	7/1/2022	1/1/2023	92345C	Natural Resource Specialist	N		BU13	P	1.00	A	\$ 37,500	never filled	N	N	0		144
LNR407	NA	7/1/2022	1/1/2023	92346C	Field Technician	N		BU03	P	1.00	A	\$ 37,500	never filled	N	N	0		252
LNR407	NA	7/6/2022	1/1/2023	118275	Forestry & Wildlife Technician IV	N	SR13	BU03	P	1.00	A	\$ 36,732	\$ 39,540	Y	N	0		256
LNR407	NA	7/18/2022	1/1/2023	118330	Planner IV	N	SR22	BU13	P	1.00	A	\$ 55,092	\$ 60,948	Y	N	0		151
LNR407	NA	10/3/2022	1/1/2023	122328(T)	Natural Resources Management Specialist III	N	SR20	BU13	T	1.00	A	\$ 50,916	\$ 54,120	N	N	0		260
LNR407	NA	11/1/2022	1/1/2023	122950	Natural Resources Management Specialist IV	N	SR22	BU13	P	1.00	A	\$ 52,956	\$ 60,948	N	N	0		262
LNR801	CH	10/1/2019	1/1/2023	122224	Boating & Ocean Recreation Harbor Agent II	N	SR14	BU03	P	1.00	A	\$ -	\$ 58,824	N	N	0		250
LNR801	CH	11/20/2019	1/1/2023	121293	Office Assistant III	N	SR08	BU03	P	1.00	B	\$ 33,120	\$ 34,020	Y	N	0		185

Department of Land and Natural Resources
Vacancy Report as of November 30, 2022

Table 11

Prog ID	Sub-Org	Date of Vacancy	Expected Fill Date	Position Number	Position Title	Exempt (Y/N)	SR Level	BU Code	Perm Temp (P/T)	FTE	MOF	Budgeted Amount	Actual Salary Last Paid	Authority to Hire (Y/N)	Occupied by 89 Day Hire (Y/N)	# of 89 Hire Appts	Describe if Filled by other Means	Priority # to Retain
LNR801	CH	12/2/2019	1/1/2023	122226	Boating & Ocean Recreation Harbor Agent II	N	SR14	BU03	P	1.00	A	\$ -	\$ 58,824	N	N	0		254
LNR801	CH	12/9/2019	1/1/2023	121662	General Laborer II	N	BC03	BU01	P	1.00	B	\$ 45,540	\$ 43,584	N	N	0		210
LNR801	CH	4/20/2020	1/1/2023	122227	Boating & Ocean Recreation Harbor Agent II	N	SR14	BU03	P	1.00	A	\$ -	\$ 38,220	N	N	0		258
LNR801	CH	4/25/2020	1/1/2023	119001	Office Assistant III	N	SR08	BU03	P	1.00	B	\$ 33,120	\$ 30,240	Y	N	0		190
LNR801	CH	5/16/2020	1/1/2023	117747	General Laborer II	N	BC03	BU01	P	1.00	B	\$ 45,540	\$ 44,112	Y	N	0		215
LNR801	CH	5/30/2020	1/1/2023	26307	General Laborer II	N	BC03	BU01	P	1.00	B	\$ 45,540	\$ 44,112	Y	N	0		220
LNR801	CH	6/27/2020	1/1/2023	121561	General Laborer II	N	BC03	BU01	P	1.00	B	\$ 45,540	\$ 44,112	Y	N	0		225
LNR801	CH	11/14/2020	1/1/2023	118114	General Laborer II	N	BC03	BU01	P	1.00	B	\$ 45,540	\$ 45,000	N	N	0		230
LNR801	CH	6/1/2021	1/1/2023	9786	Boating & Ocean Recreation Harbor Agent IV	N	SR18	BU03	P	1.00	B	\$ 58,824	\$ 63,288	Y	N	0		92
LNR801	CH	6/26/2021	1/1/2023	121993	General Laborer II	N	BC03	BU01	P	1.00	B	\$ 44,460	\$ 45,540	Y	N	0		234
LNR801	CH	7/1/2021	1/1/2023	22886	Boating & Ocean Recreation Harbor Agent IV	N	SR18	BU03	P	1.00	B	\$ 44,724	\$ 48,084	Y	N	0		81
LNR801	CH	7/1/2021	1/1/2023	92201C	Environmental Health Specialist IV	N	SR22	BU13	P	1.00	B	\$ 55,200	never filled	Y	N	0		70
LNR801	CH	7/9/2021	1/1/2023	46730	General Laborer II	N	BC03	BU01	P	1.00	B	\$ 44,376	\$ 45,540	Y	N	0		59
LNR801	CH	10/6/2021	2/1/2023	9562	Boating & Ocean Recreation Harbor Agent IV	N	SR18	BU03	P	1.00	B	\$ 56,532	\$ 48,084	Y	N	0		9
LNR801	CH	10/15/2021	1/1/2023	122391	Office Assistant IV	N	SR10	BU03	P	1.00	B	\$ 28,884	\$ 35,196	Y	N	0		160
LNR801	CH	11/2/2021	1/1/2023	28791	Office Assistant III	N	SR08	BU03	P	1.00	B	\$ 45,540	\$ 33,120	Y	N	0		195
LNR801	CH	2/1/2022	1/1/2023	117770	General Laborer II	N	BC03	BU01	P	1.00	B	\$ 44,376	\$ 45,540	Y	N	1		246
LNR801	CH	3/1/2022	1/1/2023	48184	Building Maintenance Worker II	N	WS09	BU01	P	1.00	B	\$ 61,404	\$ 63,012	N	N	0		205
LNR801	CH	4/1/2022	1/1/2023	117733	General Professional IV	N	SR22	BU13	P	1.00	B	\$ 64,476	\$ 67,200	N	N	0		101
LNR801	CH	4/2/2022	1/1/2023	48179	Account Clerk II	N	SR08	BU03	P	1.00	B	\$ 34,020	\$ 33,120	Y	N	0		167
LNR801	CH	4/18/2022	1/1/2023	38731	Office Assistant IV	N	SR10	BU03	P	1.00	B	\$ 44,724	\$ 48,084	Y	N	0		117
LNR801	CH	5/9/2022	1/1/2023	117751	Boating & Ocean Recreation Harbor Agent II	N	SR14	BU03	P	1.00	B	\$ 38,220	\$ 41,100	Y	N	0		146
LNR801	CH	6/1/2022	1/1/2023	122778	Program Specialist V	N	SR24	BU13	P	1.00	B	\$ 47,400	\$ 88,464	Y	N	0		109
LNR801	CH	7/1/2022	1/1/2023	15694	Clerical Supervisor II	N	SR12	BU04	P	1.00	B	\$ 39,228	\$ 42,684	Y	N	0		33
LNR801	CH	7/1/2022	1/1/2023	92359C	General Professional IV	N	SR22	BU13	P	1.00	B	\$ 55,000	never filled	N	N	0		125
LNR801	CH	7/1/2022	1/1/2023	92360C	Office Assistant III	N	SR08	BU03	P	1.00	B	\$ 30,240	never filled	N	N	0		132
LNR801	CH	7/1/2022	1/1/2023	92361C	Office Assistant III	N	SR08	BU03	P	1.00	B	\$ 30,240	never filled	N	N	0		139
LNR801	CH	7/18/2022	1/1/2023	122437	Boating & Ocean Recreation Harbor Agent II	N	SR14	BU03	P	1.00	A	\$ 33,720	\$ 41,100	Y	N	0		153
LNR801	CH	7/18/2022	1/1/2023	117772	General Laborer II	N	BC03	BU01	P	1.00	B	\$ 44,376	\$ 34,164	Y	N	0		48
LNR801	CH	7/22/2022	1/1/2023	45345	Office Assistant III	N	SR08	BU03	P	1.00	B	\$ 30,240	\$ 33,120	Y	N	0		200
LNR801	CH	8/1/2022	1/1/2023	34702	Account Clerk II	N	SR08	BU03	P	1.00	B	\$ 33,120	\$ 33,120	Y	N	0		173
LNR801	CH	10/19/2022	1/1/2023	122235	General Laborer II	N	BC03	BU01	P	1.00	A	\$ 44,460	\$ 47,232	Y	N	0		238
LNR801	CH	11/1/2022	1/1/2023	117771	General Laborer II	N	BC03	BU01	P	1.00	B	\$ 44,376	\$ 49,332	Y	N	0		242
LNR801	CH	11/16/2022	1/1/2023	122392	Account Clerk II	N	SR08	BU03	P	1.00	B	\$ 26,700	\$ 34,356	Y	N	0		179
LNR802	HP	12/31/2009	1/1/2023	43185	Office Assistant IV	N	SR10	BU03	P	1.00	B	\$ 35,196	\$ 34,020	Y	N	0		67
LNR802	HP	6/25/2020	1/1/2023	112243(E)	Architectural Historian	Y	SRNA	BU13	P	1.00	A	\$ 75,000	\$ 51,084	Y	Y	1		18
LNR802	HP	4/13/2022	1/1/2023	122802(E)	Ethnographer	Y	SRNA	BU13	P	1.00	A	\$ 78,852	\$ 67,740	N	N	0		161
LNR802	HP	7/1/2022	1/1/2023	92326C	Assistant Administrator	Y	SRNA	BU35	P	1.00	A	\$ 55,000	never filled	N	N	0		34
LNR802	HP	7/1/2022	1/1/2023	92327C	Archaeologist IV	Y	SRNA	BU13	P	1.00	A	\$ 62,500	never filled	N	N	0		71
LNR802	HP	7/1/2022	1/1/2023	92328C	Archaeologist IV	Y	SRNA	BU13	P	1.00	A	\$ 62,500	never filled	N	N	0		82
LNR802	HP	7/1/2022	1/1/2023	92329C	Archaeologist IV	Y	SRNA	BU13	P	1.00	A	\$ 62,500	never filled	N	N	0		93
LNR802	HP	7/1/2022	1/1/2023	92330C	Archaeologist IV	Y	SRNA	BU13	P	1.00	A	\$ 62,500	never filled	N	N	0		102
LNR802	HP	7/1/2022	1/1/2023	92331C	Archaeologist III	Y	SRNA	BU13	P	1.00	A	\$ 37,500	never filled	N	N	0		110
LNR802	HP	7/1/2022	1/1/2023	92332C	Archaeologist III	Y	SRNA	BU13	P	1.00	A	\$ 25,000	never filled	N	N	0		118
LNR802	HP	7/1/2022	1/1/2023	92333C	Architectural Historian	Y	SRNA	BU13	P	1.00	A	\$ 50,000	never filled	N	N	0		126
LNR802	HP	7/1/2022	1/1/2023	92334C	Architectural Historian	Y	SRNA	BU13	P	1.00	A	\$ 50,000	never filled	N	N	0		133
LNR802	HP	7/1/2022	1/1/2023	92335C	Historian	Y	SRNA	BU13	P	1.00	A	\$ 35,000	never filled	N	N	0		154
LNR802	HP	7/1/2022	1/1/2023	92336C	Cultural Historian	Y	SRNA	BU13	P	1.00	A	\$ 37,500	never filled	N	N	0		140
LNR802	HP	7/1/2022	1/1/2023	92337C	Burial Sites Specialist	Y	SRNA	BU13	P	1.00	A	\$ 37,500	never filled	N	N	0		147
LNR802	HP	7/1/2022	1/1/2023	92338C	Staff Services Assistant I	Y	SRNA	BU03	P	1.00	A	\$ 20,550	never filled	N	N	0		49
LNR802	HP	7/1/2022	1/1/2023	92339C	Library Assistant III	N	SR07	BU03	P	1.00	A	\$ 16,230	never filled	N	N	0		77
LNR804	DA	8/6/2019	1/1/2023	45494	Trails & Access Specialist IV	N	SR22	BU13	P	1.00	A	\$ 55,200	\$ 55,092	Y	N	0		264
LNR804	DA	1/22/2020	1/1/2023	12075	Forestry & Wildlife Technician IV	N	SR13	BU03	P	0.50	A	\$ -	\$ 18,366	N	N	0		278

Department of Land and Natural Resources
Vacancy Report as of November 30, 2022

Table 11

Prog ID	Sub-Org	Date of Vacancy	Expected Fill Date	Position Number	Position Title	Exempt (Y/N)	SR Level	BU Code	Perm Temp (P/T)	FTE	MOF	Budgeted Amount	Actual Salary Last Paid	Authority to Hire (Y/N)	Occupied by 89 Day Hire (Y/N)	# of 89 Hire Appts	Describe if Filled by other Means	Priority # to Retain
LNR804	DA	1/22/2020	1/1/2023	12075	Forestry & Wildlife Technician IV	N	SR13	BU03	P	0.50	N	\$ 24,174	\$ 18,366	N	N	0		278
LNR804	DA	7/1/2021	1/1/2023	8282	General Construction & Maintenance Supervisor I	N	F110	BU02	P	0.50	A	\$ 32,322	\$ 34,446	Y	N	0		183
LNR804	DA	7/1/2021	1/1/2023	8282	General Construction & Maintenance Supervisor I	N	F110	BU02	P	0.50	N	\$ 32,322	\$ 34,446	Y	N	0		183
LNR804	DA	7/16/2021	1/1/2023	122269(T)	Wildlife Biologist IV	N	SR22	BU13	T	0.50	N	\$ 26,478	\$ 28,710	N	N	0		280
LNR804	DA	9/12/2021	1/1/2023	13357	General Laborer I	N	BC02	BU01	P	0.50	W	\$ 21,624	\$ 22,146	Y	N	0		290
LNR804	DA	11/29/2021	1/1/2023	4663	Forestry & Wildlife Worker III	N	WS05	BU01	P	1.00	A	\$ 51,408	\$ 52,764	N	N	0		268
LNR804	DA	5/1/2022	1/1/2023	7437	Wildlife Biologist V	N	SR24	BU13	P	1.00	A	\$ 88,248	\$ 91,968	N	N	0		270
LNR804	DA	6/4/2022	1/1/2023	116968	General Laborer I	N	BC02	BU01	P	1.00	B	\$ 43,164	\$ 44,292	Y	N	0		291
LNR804	DA	6/13/2022	1/1/2023	120332	Forestry & Wildlife Technician IV	N	SR13	BU03	P	1.00	N	\$ 36,732	\$ 39,540	Y	N	0		285
LNR804	DA	6/27/2022	1/1/2023	110125	Forestry & Wildlife Technician IV	N	SR13	BU03	P	1.00	A	\$ 36,732	\$ 54,108	Y	N	0		277
LNR804	DA	7/1/2022	1/1/2023	92341C	Forestry & Wildlife Technician IV	N	SR13	BU03	P	1.00	B	\$ 19,770	never filled	N	N	0		286
LNR804	DA	7/1/2022	1/1/2023	92362C	Abstractor X	N	SR23	BU04	P	1.00	A	\$ 82,653	never filled	N	N	0		45
LNR804	DA	8/8/2022	1/1/2023	122272	Forestry & Wildlife Worker III	N	WS05	BU01	P	0.30	N	\$ 15,465	\$ 15,829	Y	N	0		4
LNR804	DA	8/8/2022	1/1/2023	122272	Forestry & Wildlife Worker III	N	WS05	BU01	P	0.40	N	\$ 20,606	\$ 21,106	Y	N	0		4
LNR804	DA	8/8/2022	1/1/2023	122272	Forestry & Wildlife Worker III	N	WS05	BU01	P	0.30	N	\$ 15,455	\$ 15,829	Y	N	0		4
LNR804	DA	8/8/2022	1/1/2023	122330	Forestry & Wildlife Technician IV	N	SR13	BU03	P	0.30	N	\$ 11,020	\$ 11,862	Y	N	0		287
LNR804	DA	8/8/2022	1/1/2023	122330	Forestry & Wildlife Technician IV	N	SR13	BU03	P	0.40	N	\$ 14,693	\$ 15,816	Y	N	0		287
LNR804	DA	8/8/2022	1/1/2023	122330	Forestry & Wildlife Technician IV	N	SR13	BU03	P	0.30	N	\$ 11,020	\$ 11,862	Y	N	0		287
LNR804	DA	9/13/2022	1/1/2023	45492	Forstry & Wildlife Worker II	N	BC05	BU01	P	1.00	N	\$ 48,096	\$ 49,260	N	N	0		288
LNR804	DA	11/1/2022	1/1/2023	41172	Account Clerk IV	N	SR13	BU03	P	1.00	A	\$ 41,364	\$ 46,152	Y	N	0		266
LNR804	DA	11/1/2022	1/1/2023	122044	Forestry & Wildlife Technician IV	N	SR13	BU03	P	1.00	N	\$ 36,732	\$ 41,016	N	N	0		289
LNR805	CB	7/1/2021	1/1/2023	92234C	Aquatic Biologist VI	N	SR26	BU13	P	1.00	A	\$ 70,000	never filled	N	N	0		29
LNR805	CB	7/1/2021	1/1/2023	92235C	Aquatic Biologist VI	N	SR26	BU13	P	1.00	A	\$ 70,000	never filled	N	N	0		44
LNR805	CB	7/1/2021	1/1/2023	92236C	Aquatic Biologist VI	N	SR26	BU13	P	1.00	A	\$ 70,000	never filled	N	N	0		55
LNR805	CB	7/1/2021	1/1/2023	92237C	Aquatic Biologist VI	N	SR26	BU13	P	1.00	A	\$ 70,000	never filled	N	N	0		66
LNR805	CB	7/1/2021	1/1/2023	92238C	Aquatic Biologist VI	N	SR26	BU13	P	1.00	A	\$ 70,000	never filled	N	N	0		95
LNR805	CB	12/31/2021	1/1/2023	50979	Fishery Technician IV	N	SR13	BU03	P	1.00	A	\$ 50,304	\$ 52,044	N	N	0		176
LNR805	CB	12/31/2021	1/1/2023	32236	Aquatic Biologist IV	N	SR22	BU13	P	1.00	A	\$ 78,240	\$ 81,744	Y	N	0		129
LNR805	CB	7/1/2022	1/1/2023	92342C	Fishery Technician IV	N	SR13	BU03	P	1.00	A	\$ 19,770	never filled	N	N	0		182
LNR805	CB	8/8/2022	1/1/2023	122915	Aquatic Biologist III	N	SR20	BU13	P	1.00	A	\$ 48,948	\$ 54,120	Y	N	0		164
LNR805	CB	11/1/2022	1/1/2023	101061	Office Assistant IV	N	SR10	BU03	P	1.00	A	\$ 38,220	\$ 42,624	N	N	0		202
LNR806	FA	2/11/2020	1/1/2023	12050	General Laborer I	N	BC02	BU01	P	1.00	A	\$ 42,900	\$ 42,900	Y	N	0		94
LNR806	FA	2/23/2020	1/1/2023	22336	General Laborer I	N	BC02	BU01	P	1.00	A	\$ 47,364	\$ 45,888	Y	N	0		60
LNR806	FL	3/20/2020	1/1/2023	117778	General Laborer I	N	BC02	BU01	P	1.00	A	\$ 47,364	\$ 45,888	Y	N	0		83
LNR806	FA	9/11/2020	1/1/2023	22173	Office Assistant III	N	SR08	BU03	P	0.5	A	\$ 16,560	\$ 15,120	Y	N	0		162
LNR806	FA	9/11/2020	1/1/2023	22173	Office Assistant III	N	SR08	BU03	P	0.5	B	\$ 16,560	\$ 15,120	Y	N	0		162
LNR806	FA	9/7/2021	1/1/2023	113132	Property Manager V	N	SR24	BU13	P	1.00	A	\$ 62,004	\$ 81,744	N	N	0		50
LNR806	FA	1/22/2022	1/1/2023	16866	Planner V	N	SR24	BU13	P	1.00	A	\$ 59,616	\$ 67,200	Y	N	0		61
LNR806	FA	3/1/2022	1/1/2023	26472	Park Caretaker II	N	BC04	BU01	P	1.00	A	\$ 46,152	\$ 47,364	Y	N	0		16
LNR806	FA	4/18/2022	1/1/2023	11187	Parks District Superintendent II	N	SR26	BU04	P	1.00	A	\$ 73,584	\$ 76,944	Y	N	0		15
LNR806	FA	4/18/2022	1/1/2023	27058	Park Caretaker II	N	BC04	BU01	P	1.00	A	\$ 46,152	\$ 47,364	Y	N	0		19
LNR806	FA	5/1/2022	1/1/2023	21762	Planner VI	N	SR26	BU23	P	1.00	A	\$ 95,436	\$ 99,468	N	N	0		148
LNR806	FA	6/27/2022	12/19/2022	121240	General Laborer I	N	BC02	BU01	P	1.00	A	\$ 43,164	\$ 44,292	Y	N	1		5
LNR806	FA	7/1/2022	1/1/2023	92363C	Property Manager IV	N	SR26	BU13	P	1.00	A	\$ 55,200	never filled	N	N	0		155
LNR806	FA	7/1/2022	1/1/2023	92364C	General Laborer I	N	BC02	BU01	P	1.00	A	\$ 44,292	never filled	N	N	0		168
LNR806	FA	7/1/2022	1/1/2023	92365C	General Laborer I	N	BC02	BU01	P	1.00	A	\$ 44,292	never filled	N	N	0		174
LNR806	FA	7/1/2022	1/1/2023	92366C	General Laborer I	N	BC02	BU01	P	1.00	A	\$ 44,292	never filled	N	N	0		206
LNR806	FA	7/1/2022	1/1/2023	92367C	General Laborer I	N	BC02	BU01	P	1.00	A	\$ 44,292	never filled	N	N	0		211
LNR806	FA	7/1/2022	1/1/2023	92368C	Construction & Maintenance Worker I	N	BC09	BU01	P	1.00	A	\$ 59,376	never filled	N	N	0		201
LNR806	FA	7/1/2022	1/1/2023	92369C	Construction & Maintenance Worker I	N	BC09	BU01	P	1.00	A	\$ 59,376	never filled	N	N	0		196
LNR806	FA	7/1/2022	1/1/2023	92370C	Construction & Maintenance Worker I	N	BC09	BU01	P	1.00	A	\$ 59,376	never filled	N	N	0		191
LNR806	FA	7/1/2022	1/1/2023	92371C	Construction & Maintenance Worker I	N	BC09	BU01	P	1.00	A	\$ 59,376	never filled	N	N	0		186
LNR806	FA	7/1/2022	1/1/2023	92372C	Project Manager I	N	SR24	BU13	P	1.00	A	\$ 62,136	never filled	N	N	0		243

Department of Land and Natural Resources
Vacancy Report as of November 30, 2022

Table 11

Prog ID	Sub-Org	Date of Vacancy	Expected Fill Date	Position Number	Position Title	Exempt (Y/N)	SR Level	BU Code	Perm Temp (P/T)	FTE	MOF	Budgeted Amount	Actual Salary Last Paid	Authority to Hire (Y/N)	Occupied by 89 Day Hire (Y/N)	# of 89 Hire Appts	Describe if Filled by other Means	Priority # to Retain
LNR806	FA	7/1/2022	1/1/2023	92373C	General Laborer I	N	BC02	BU01	P	1.00	A	\$ 44,292	never filled	N	N	0		221
LNR806	FA	7/1/2022	1/1/2023	92374C	General Laborer I	N	BC02	BU01	P	1.00	A	\$ 44,292	never filled	N	N	0		226
LNR806	FA	7/1/2022	1/1/2023	92375C	General Laborer I	N	BC02	BU01	P	1.00	A	\$ 44,292	never filled	N	N	0		216
LNR806	FA	7/1/2022	1/1/2023	92376C	General Laborer I	N	BC02	BU01	P	1.00	A	\$ 44,292	never filled	N	N	0		180
LNR806	FA	7/1/2022	1/1/2023	92377C	General Laborer I	N	BC02	BU01	P	1.00	A	\$ 44,292	never filled	N	N	0		239
LNR806	FA	7/1/2022	1/1/2023	92378C	General Laborer I	N	BC02	BU01	P	1.00	A	\$ 44,292	never filled	N	N	0		231
LNR806	FA	7/1/2022	1/1/2023	92379C	General Laborer I	N	BC02	BU01	P	1.00	A	\$ 44,292	never filled	N	N	0		235
LNR806	FA	7/1/2022	1/1/2023	92380C	Park Interpretive Technician	N	SR13	BU03	P	1.00	A	\$ 38,832	never filled	N	N	0		247
LNR806	FA	7/1/2022	1/1/2023	92381C	Park Interpretive Technician	N	SR13	BU03	P	1.00	A	\$ 38,832	never filled	N	N	0		251
LNR806	FA	7/1/2022	1/1/2023	92382C	Park Interpretive Technician	N	SR13	BU03	P	1.00	A	\$ 39,540	never filled	N	N	0		255
LNR806	FA	7/1/2022	1/1/2023	92383C	Park Interpretive Technician	N	SR13	BU03	P	1.00	A	\$ 39,540	never filled	N	N	0		259
LNR806	FA	7/1/2022	1/1/2023	92384C	Park Interpretive Technician	N	SR13	BU03	P	1.00	A	\$ 39,540	never filled	N	N	0		261
LNR806	FA	7/1/2022	1/1/2023	92385C	Park Interpretive Technician	N	SR13	BU03	P	1.00	A	\$ 39,540	never filled	N	N	0		263
LNR806	FA	7/1/2022	1/1/2023	92386C	Park Interpretive Technician	N	SR13	BU03	P	1.00	A	\$ 38,832	never filled	N	N	0		265
LNR806	FA	7/1/2022	1/1/2023	92387C	Park Interpretive Technician	N	SR13	BU03	P	1.00	A	\$ 38,832	never filled	N	N	0		265
LNR806	FA	7/1/2022	1/1/2023	92388C	Park Interpretive Technician	N	SR13	BU03	P	1.00	A	\$ 39,540	never filled	N	N	0		269
LNR806	FA	7/1/2022	1/1/2023	92389C	Park Interpretive Technician	N	SR13	BU03	P	1.00	A	\$ 39,540	never filled	N	N	0		271
LNR806	FA	7/1/2022	1/1/2023	92390C	Park Interpretive Technician	N	SR13	BU03	P	1.00	A	\$ 39,540	never filled	N	N	0		273
LNR806	FA	7/3/2022	1/1/2023	118115	General Laborer I	N	BC02	BU01	P	1.00	A	\$ 43,164	\$ 44,292	N	N	0		141
LNR806	FA	7/18/2022	1/1/2023	37246	Park Caretaker II	N	BC04	BU01	P	1.00	A	\$ 46,152	\$ 47,364	N	N	0		103
LNR806	FA	7/23/2022	1/1/2023	101172	General Professional IV	N	SR22	BU13	P	1.00	A	\$ 55,092	\$ 58,572	Y	N	0		72
LNR806	FA	8/1/2022	1/1/2023	118205	Park Caretaker II	N	BC04	BU01	P	1.00	A	\$ 46,152	\$ 47,364	Y	N	0		111
LNR806	FA	8/16/2022	1/1/2023	27061	General Laborer I	N	BC02	BU01	P	1.00	A	\$ 43,164	\$ 44,292	Y	N	0		119
LNR806	FA	8/21/2022	1/1/2023	118778	Park Caretaker II	N	BC04	BU01	P	1.00	A	\$ 43,164	\$ 47,364	Y	N	0		127
LNR806	FA	9/16/2022	1/1/2023	117622	General Laborer I	N	BC02	BU01	P	1.00	A	\$ 43,164	\$ 44,292	Y	N	0		134
LNR806	FA	11/1/2022	1/1/2023	118916	Park Interpretive Technician	N	SR13	BU03	P	1.00	A	\$ 36,732	\$ 41,016	N	N	0		35
LNR906	DA	7/1/2022	1/1/2023	118680	Forestry & Wildlife Worker II	N	BC05	BU01	P	1.00	A	\$ 48,096	\$ 47,712	N	N	0		51
LNR906	NA	7/1/2022	1/1/2023	13332	Forestry & Wildlife Worker II	N	BC05	BU01	P	1.00	A	\$ 48,096	\$ 47,712	N	N	0		56
LNR906	AA	3/1/2021	1/1/2023	118265	Accountant IV	N	SR22	BU13	P	1.00	A	\$ 52,956	\$ 64,620	Y	N	0		10
LNR906	AA	7/10/2021	1/1/2023	122036	Accountant IV	N	SR22	BU13	P	1.00	B	\$ 47,100	\$ 55,200	Y	N	0		30
LNR906	AA	3/16/2022	1/1/2023	52375	Accountant IV	N	SR22	BU13	P	1.00	A	\$ 55,092	\$ 57,420	Y	N	0		3
LNR906	AA	3/26/2022	12/1/2022	41587	Human Resources Assistant V	N	SR13	BU63	P	1.00	A	\$ 36,732	\$ 36,564	Y	N	0		2
LNR906	AA	6/9/2022	1/1/2023	2735	Human Resources Specialist IV	N	SR22	BU73	P	1.00	A	\$ 52,956	\$ 43,620	Y	N	0		40
LNR906	AA	7/1/2022	1/1/2023	116420	Civil Rights Specialist V	N	SR24	BU73	P	1.00	B	\$ 84,876	\$ 88,464	Y	N	0		20
LNR906	AA	7/1/2022	1/1/2023	92343C	IT Band B	N	SR22	BU13	P	1.00	A	\$ 32,310	never filled	N	N	0		39
LNR906	AA	7/1/2022	1/1/2023	92391C	Cultural Resource Specialist III	N	SRNA	BU13	P	1.00	A	\$ 38,000	never filled	N	N	0		23
LNR906	AA	7/1/2022	1/1/2023	92392C	Cultural Resource Specialist II	N	SRNA	BU13	P	1.00	A	\$ 34,000	never filled	N	N	0		37
LNR906	AA	7/26/2022	1/1/2023	120503(E)	Applications/Systems Analyst	Y	SRNA	BU13	P	1.00	B	\$ 57,204	\$ 85,000	Y	N	0		25
LNR906	AA	8/1/2022	1/1/2023	122822	Accountant IV	N	SR22	BU13	P	1.00	A	\$ 52,956	\$ 56,304	Y	N	0		17
LNR906	AA	8/1/2022	1/1/2023	118678	Accountant IV	N	SR22	BU13	P	1.00	A	\$ 47,100	\$ 54,120	Y	N	0		38
LNR906	AA	11/1/2022	1/1/2023	2731	Office Assistant III	N	SR08	BU63	P	1.00	A	\$ 31,440	\$ 35,724	N	N	0		36

Department of Land and Natural Resources
Positions Filled and/or Established by Acts other than the State Budget as of November 30, 2022

Table 12

<u>Prog ID</u>	<u>Sub-Org</u>	<u>Date Established</u>	<u>Legal Authority</u>	<u>Position Number</u>	<u>Position Title</u>	<u>Exempt (Y/N)</u>	<u>SR Level</u>	<u>BU Code</u>	<u>T/P</u>	<u>MOF</u>	<u>FTE</u>	<u>Annual Salary</u>	<u>Filled (Y/N)</u>	<u>Occupied by 89 Day Hire (Y/N)</u>
None														

Department of Land and Natural Resources
Overtime Expenditure Summary

Table 13

Prog ID	Sub-Org	Program Title	MOF	FY22 (actual)			FY23 (estimated)			FY24 (budgeted)		
				Base Salary \$\$\$\$	Overtime \$\$\$\$	Overtime Percent	Base Salary \$\$\$\$	Overtime \$\$\$\$	Overtime Percent	Base Salary \$\$\$\$	Overtime \$\$\$\$	Overtime Percent
LNR101	EA	Public Lands Management	A	\$ 55,073	\$ -	0.0%	\$ 68,941	\$ -	0.0%	\$ 68,941	\$ -	0.0%
LNR101	EA	Public Lands Management	B	\$ 3,568,000	\$ 4,261	0.1%	\$ 7,308,489	\$ 20,000	0.3%	\$ 7,308,489	\$ 20,000	0.3%
LNR111	BA	Conveyances and Recordings	B	\$ 2,412,719	\$ 19,994	0.8%	\$ 5,103,766	\$ 75,000	1.5%	\$ 5,103,766	\$ 75,000	1.5%
LNR141	GA	Water and Land Development	A	\$ 1,746,505	\$ -	0.0%	\$ 2,312,391	\$ 1,000	0.0%	\$ 2,312,391	\$ 1,000	0.0%
LNR141	GA	Water and Land Development	B	\$ 277,992	\$ -	0.0%	\$ 515,205	\$ 1,000	0.2%	\$ 515,205	\$ 1,000	0.2%
LNR153	CB	Commercial Fisheries	A	\$ 488,178	\$ 6,925	1.4%	\$ 850,805	\$ 10,000	1.2%	\$ 850,805	\$ 10,000	1.2%
LNR153	CB	Commercial Fisheries	B	\$ 71,916	\$ -	0.0%	\$ 168,935	\$ -	0.0%	\$ 168,935	\$ -	0.0%
LNR153	CB	Commercial Fisheries	N	\$ -	\$ -	0.0%	\$ 6,127	\$ -	0.0%	\$ 6,127	\$ -	0.0%
LNR153	CB	Commercial Fisheries	P	\$ 38,796	\$ -	0.0%	\$ 129,310	\$ 5,000	3.9%	\$ 129,310	\$ 5,000	3.9%
LNR172	DA	Forestry Resource Mgt & Dev	A	\$ 1,409,428	\$ 11,886	0.8%	\$ 1,436,353	\$ 1,500	0.1%	\$ 1,436,353	\$ 1,500	0.1%
LNR172	DA	Forestry Resource Mgt & Dev	B	\$ -	\$ -	0.0%	\$ -	\$ -	0.0%	\$ -	\$ -	0.0%
LNR172	DA	Forestry Resource Mgt & Dev	P	\$ 75,588	\$ -	0.0%	\$ 106,983	\$ -	0.0%	\$ 106,983	\$ -	0.0%
LNR401	CA	Aquatic Resources	A	\$ 1,295,199	\$ 18,034	1.4%	\$ 1,723,538	\$ 15,000	0.9%	\$ 1,723,538	\$ 15,000	0.9%
LNR401	CA	Aquatic Resources	B	\$ -	\$ -	0.0%	\$ 88,320	\$ -	0.0%	\$ 88,320	\$ -	0.0%
LNR401	CA	Aquatic Resources	N	\$ 104,022	\$ 2,570	2.5%	\$ 382,211	\$ 2,000	0.5%	\$ 382,211	\$ 2,000	0.5%
LNR401	CA	Aquatic Resources	P	\$ 67,200	\$ -	0.0%	\$ 339,850	\$ -	0.0%	\$ 339,850	\$ -	0.0%
LNR402	DA	Native Resources & Fire Protecti	A	\$ 2,588,729	\$ 430,805	16.6%	\$ 4,612,742	\$ 1,227,000	26.6%	\$ 4,612,742	\$ 1,227,000	26.6%
LNR402	DA	Native Resources & Fire Protecti	N	\$ 682,496	\$ 4,328	0.6%	\$ 1,314,319	\$ -	0.0%	\$ 1,314,319	\$ -	0.0%
LNR402	DA	Native Resources & Fire Protecti	T	\$ 28,710	\$ -	0.0%	\$ 106,475	\$ -	0.0%	\$ 106,475	\$ -	0.0%
LNR402	DA	Native Resources & Fire Protecti	P	\$ 143,294	\$ 3,078	2.1%	\$ 319,922	\$ -	0.0%	\$ 319,922	\$ -	0.0%
LNR402	DA	Native Resources & Fire Protecti	U	\$ -	\$ -	0.0%	\$ 385,186	\$ -	0.0%	\$ 385,186	\$ -	0.0%
LNR404	GC	Water Resources	A	\$ 1,098,414	\$ -	0.0%	\$ 1,602,778	\$ -	0.0%	\$ 1,602,778	\$ -	0.0%
LNR404	GC	Water Resources	B	\$ 398,610	\$ -	0.0%	\$ 702,768	\$ 4,000	0.6%	\$ 702,768	\$ 4,000	0.6%

Department of Land and Natural Resources
Overtime Expenditure Summary

Table 13

Prog ID	Sub-Org	Program Title	MOF	FY22 (actual)			FY23 (estimated)			FY24 (budgeted)		
				Base Salary \$\$\$\$	Overtime \$\$\$\$	Overtime Percent	Base Salary \$\$\$\$	Overtime \$\$\$\$	Overtime Percent	Base Salary \$\$\$\$	Overtime \$\$\$\$	Overtime Percent
LNR405	HA	Conservation & Resources Enfor	A	\$ 5,828,471	\$ 355,250	6.1%	\$ 9,023,599	\$ 129,620	1.4%	\$ 9,023,599	\$ 129,620	1.4%
LNR405	HA	Conservation & Resources Enfor	B	\$ -	\$ 8,869	0.0%	\$ 288,573	\$ 285,250	98.8%	\$ 288,573	\$ 285,250	98.8%
LNR405	HA	Conservation & Resources Enfor	N	\$ 128,253	\$ 1,151	0.9%	\$ 313,982	\$ 10,000	3.2%	\$ 313,982	\$ 10,000	3.2%
LNR405	HB	Conservation & Resources Enfor	P	\$ -	\$ 43,834	0.0%	\$ 109,855	\$ -	0.0%	\$ 109,855	\$ -	0.0%
LNR407	NA	Natural Area Reserves	A	\$ 3,044,715	\$ 15,025	0.5%	\$ 3,559,325	\$ 1,000	0.0%	\$ 3,559,325	\$ 1,000	0.0%
LNR407	NA	Natural Area Reserves	P	\$ 39,306	\$ -	0.0%	\$ 44,720	\$ -	0.0%	\$ 44,720	\$ -	0.0%
LNR801	CH	Ocean Based Recreation	A	\$ 193,695	\$ 4,239	2.2%	\$ 295,240	\$ -	0.0%	\$ 295,240	\$ -	0.0%
LNR801	CH	Ocean Based Recreation	B	\$ 4,203,983	\$ 23,510	0.6%	\$ 9,227,744	\$ 50,000	0.5%	\$ 9,227,744	\$ 50,000	0.5%
LNR801	CH	Ocean Based Recreation	N	\$ -	\$ -	0.0%	\$ 35,411	\$ -	0.0%	\$ 35,411	\$ -	0.0%
LNR802	HP	Historic Preservation	A	\$ 1,753,282	\$ -	0.0%	\$ 3,232,747	\$ 2,000	0.1%	\$ 3,232,747	\$ 2,000	0.1%
LNR802	HP	Historic Preservation	B	\$ 6,756	\$ -	0.0%	\$ 391,254	\$ -	0.0%	\$ 391,254	\$ -	0.0%
LNR802	HP	Historic Preservation	N	\$ 396,785	\$ -	0.0%	\$ 548,401	\$ -	0.0%	\$ 548,401	\$ -	0.0%
LNR804	DA	Forest & Outdoor Recreation	A	\$ 1,760,805	\$ 13,832	0.8%	\$ 2,227,499	\$ 3,000	0.1%	\$ 2,227,499	\$ 3,000	0.1%
LNR804	DA	Forest & Outdoor Recreation	B	\$ 93,038	\$ 8,084	8.7%	\$ 361,218	\$ -	0.0%	\$ 361,218	\$ -	0.0%
LNR804	DA	Forest & Outdoor Recreation	N	\$ 684,469	\$ 38,949	5.7%	\$ 1,273,105	\$ 30,000	2.4%	\$ 1,273,105	\$ 30,000	2.4%
LNR804	DA	Forest & Outdoor Recreation	W	\$ 93,567	\$ 7,013	7.5%	\$ 223,435	\$ 2,000	0.9%	\$ 223,435	\$ 2,000	0.9%
LNR805	CB	Recreational Fisheries	A	\$ 871,030	\$ 4,663	0.5%	\$ 1,259,996	\$ 5,000	0.4%	\$ 1,259,996	\$ 5,000	0.4%
LNR805	CB	Recreational Fisheries	B	\$ 11,568	\$ -	0.0%	\$ 39,107	\$ -	0.0%	\$ 39,107	\$ -	0.0%
LNR805	CB	Recreational Fisheries	N	\$ 34,704	\$ 2,386	6.9%	\$ 237,133	\$ -	0.0%	\$ 237,133	\$ -	0.0%
LNR806	FA	State Parks Admin & Operation	A	\$ 5,333,869	\$ 97,660	1.8%	\$ 8,111,043	\$ 60,000	0.7%	\$ 8,111,043	\$ 60,000	0.7%
LNR806	FI	State Parks Admin & Operation	B	\$ -	\$ -	0.0%	\$ -	\$ -	0.0%	\$ -	\$ -	0.0%
LNR810	GD	Prevention of Natural Disasters	B	\$ 574,759	\$ -	0.0%	\$ 1,136,049	\$ 1,000	0.1%	\$ 1,136,049	\$ 1,000	0.1%
LNR810	GD	Prevention of Natural Disasters	P	\$ -	\$ -	0.0%	\$ -	\$ -	0.0%	\$ -	\$ -	0.0%

Department of Land and Natural Resources
Overtime Expenditure Summary

Table 13

Prog ID	Sub-Org	Program Title	MOF	FY22 (actual)			FY23 (estimated)			FY24 (budgeted)		
				<u>Base Salary</u> \$\$\$\$	<u>Overtime</u> \$\$\$\$	<u>Overtime</u> Percent	<u>Base Salary</u> \$\$\$\$	<u>Overtime</u> \$\$\$\$	<u>Overtime</u> Percent	<u>Base Salary</u> \$\$\$\$	<u>Overtime</u> \$\$\$\$	<u>Overtime</u> Percent
LNR906	AA	Natural Physical Environment	A	\$ 3,340,429	\$ 74,457	2.2%	\$ 4,234,269	\$ 20,000	0.5%	\$ 4,234,269	\$ 20,000	0.5%
LNR906	AA	Natural Physical Environment	B	\$ 1,183,022	\$ 13,344	1.1%	\$ 2,532,942	\$ 12,500	0.5%	\$ 2,532,942	\$ 12,500	0.5%
LNR906	AA	Natural Physical Environment	N	\$ -	\$ -	0.0%	\$ 312,183	\$ -	0.0%	\$ 312,183	\$ -	0.0%
LNR906	AA	Natural Physical Environment	T	\$ 21,327	\$ -	0.0%	\$ -	\$ -	0.0%	\$ -	\$ -	0.0%

Department of Land and Natural Resources
Active Contracts as of December 1, 2022

Table 14

Prog ID	MOF	Amount	Frequency (M/A/O)	Max Value	Outstanding Balance	Term of Contract			Entity	Contract Description	Explanation of How Contract is Monitored	POS Y/N	Category E/L/P/C/G/S/*
						Date Executed	From	To					
LNR101	R	\$ 685,307	O	\$ 742,232.00	\$ 56,924.70	7/16/2015	7/29/2015	12/31/2023	SEA ENGINEERING, INC.	KAANAPALI BEACH RESTORATION AND BERM ENHANCEMENT, KAAHAPALI, MAUI, HAWAII	ENGINEERING DIVISION MONITORING PROGRESS AND VERIFIES INVOICE FOR PAYMENT	Y	S
LNR101	A	\$ 655,628	M	\$ 799,300.00	\$ 143,672.50	9/28/2016	11/21/2016	12/31/2023	SEA ENGINEERING, INC.	WAIKIKI BEACH RESTORATION - JOB NO E00X030C	ENGINEERING DIVISION MONITORING PROGRESS AND VERIFIES INVOICE FOR PAYMENT	Y	S
LNR101	B	\$ 28,287	M	\$ 400,000.00	\$ 371,712.00	5/30/2019	4/6/2016	6/30/2026	ASHFORD & WRISTON LLP	LEGAL SVCS & RESOURCES NECESSARY TO PROVIDE LEGAL PRESENTATION OFDLNR IN	LAND DIVISION AND THE ATTORNEY GENERAL MONITORING PROGRESS PERFORMED BY THE VENDOR.	Y	C
LNR101	B	\$ 45,654	O - Based on vendor completion of contract requirements and fixing of critical program errors.	\$ 141,267.88	\$ 95,614.21	5/22/2017	5/22/2017	6/30/2023 (PENDING CLOSING OF CONTRACT)	YARDI SYSTEMS, INC.	REPLACEMENT LAND MANAGEMENT INFORMATION SYSTEM	LAND DIVISION MONITORING PROGRESS PERFORMED BY THE VENDOR.	Y	S
LNR101	B	\$ -	O one-time payment at closing	\$ 50,000.00	\$ 50,000.00	4/20/2020	4/20/2020	4/20/2023	WAIPA FOUNDATION, THE	LEGACY LAND CONSERVATION PROGRAM GRANT AGREEMENT (FOR LAND ACQUISITION)	CONTRACTOR WORKS WITH PROGRAM STAFF TO COMPLETE DUE DILIGENCE FOR REAL ESTATE TRANSACTION; BLNR REVIEWS ANNUALLY AFTER FIRST FIVE YEARS.	N	S
LNR101	B	\$ 281,582	M	\$ 430,000.00	\$ 148,417.65	9/17/2018	9/25/2018	12/31/2023	ERSKINE ARCHITECTS, INC.	HAWAII DISTRICT LAND OFFICE, HILO, HAWAII - JOB #E00BH30A	ENGINEERING DIVISION MONITORING PROGRESS AND VERIFIES INVOICE FOR PAYMENT	Y	S
LNR101	B	\$ -	O one-time payment at closing	\$ 210,000.00	\$ 210,000.00	5/10/2018	5/10/2018	5/11/2023	HAWAIIAN ISLANDS LAND TRUST	LAND ACQUISITION OF A CONSERVATION EASEMENT OVER 6.12 ACRES, MORE OR	CONTRACTOR WORKS WITH PROGRAM STAFF TO COMPLETE DUE DILIGENCE FOR REAL ESTATE TRANSACTION; BLNR REVIEWS ANNUALLY AFTER FIRST FIVE YEARS.	N	S

Department of Land and Natural Resources
Active Contracts as of December 1, 2022

Table 14

<u>Prog ID</u>	<u>MOF</u>	<u>Amount</u>	<u>Frequency (M/A/O)</u>	<u>Max Value</u>	<u>Outstanding Balance</u>	<u>Date Executed</u>	<u>From</u>	<u>To</u>	<u>Entity</u>	<u>Contract Description</u>	<u>Explanation of How Contract is Monitored</u>	<u>POS Y/N</u>	<u>Category E/L/P/C/G/S/*</u>
LNR101	B	\$ 88,528	M	\$ 450,000.00	\$ 361,471.52	1/15/2020	5/4/2020	6/30/2024	MUNEKIYO & HIRAGA, INC.	PLANNING & CONSULTANT SVCS REGARDING PETITION F/DISTRICT BOUNDARY	LAND DIVISION MONITORING PROGRESS PERFORMED BY THE VENDOR.	Y	S
LNR101	B	\$ -	O one-time payment at	\$ 398,250.00	\$ 398,250.00	4/20/2020	4/20/2020	4/20/2022	WAIPA FOUNDATION, THE	LEGACY LAND PROGRAM-LAND ACQUISITION OF 1.8 ACRES (+/-)IN HANAIEI, ISLE	CONTRACT TERMINATED, UNENCUMBERING BALANCES	N	S
LNR101	B	\$ 180,974	M	\$ 497,625.78	\$ 316,652.09	3/4/2022	5/13/2022	12/31/2027	SEA ENGINEERING, INC.	WAIKIKI BEACH IMPROVEMENTS AND MAINT, FORT DERUSSY AND HALEKULANI BEACH	ENGINEERING DIVISION MONITORING PROGRESS AND VERIFIES INVOICE FOR PAYMENT	Y	S
LNR101	B	\$ 663,021	O one-time payment at closing	\$ 681,700.00	\$ 18,679.00	6/1/2021	6/1/2021	6/1/2023	KE AO HALI'I	LEGACY LAND CONSERVATION PROGRAM GRANT AGREEMENTF/LAND ACQUISITION	CONTRACTOR WORKS WITH PROGRAM STAFF TO COMPLETE DUE DILIGENCE FOR REAL ESTATE TRANSACTION; BLNR REVIEWS ANNUALLY AFTER FIRST FIVE YEARS.	N	S
LNR101	C	\$ 88,528	M	\$ 450,000.00	\$ 361,471.52	7/19/2021	8/10/2021	6/30/2024	MUNEKIYO & HIRAGA, INC.	ENVIRONMENTAL IMPACT STMTF/DLNR EAST KAPOLEI-TRANSIT ORIENTED DEVELOPMENT	PLANNING & CONSULTANT SVCS REGARDING PETITION F/DISTRICT BOUNDARY	Y	S
LNR101	C	\$ 311,206	M	\$ 1,578,852.00	\$ 1,267,646.47	9/16/2021	9/24/2021	12/31/2026	GANNETT FLEMING, INC.	ASSESSMENT OF UNREGULATED DAMS/RESERVOIRS, STATEWIDE & CRATER RESERVOIR	ENGINEERING DIVISION MONITORING PROGRESS AND VERIFIES INVOICE FOR PAYMENT	Y	S
LNR101	B	\$ -	M	\$ 98,200.00	\$ 98,200.00	9/7/2022	11/25/2022	7/25/2023	SEYMOUR RESOURCES HAWAII, INC.	EAST KAUAI WATER SYSTEM MAINTENANCE	LAND DIVISION MONITORING PROGRESS PERFORMED BY THE VENDOR.	Y	S
LNR101	B	\$ 1,784	M	\$ 11,000.00	\$ 8,215.92	1/12/2022	1/12/2022	5/12/2022	BOW ENGINEERING AND DEVELOPMENT	PROJ #211054.00:THE MATTER OF CONTESTED CASE FILE #OA-21-3 RE:ENFORCEMNT	ATTORNEY GENERAL MONITORING PROGRESS PERFORMED BY VENDOR	Y	S
LNR101	B	\$ -	M	\$ 11,000.00	\$ 8,215.92	1/12/2022	1/12/2022	5/12/2022	BOW ENGINEERING AND DEVELOPMENT	PROJ #211054.00:THE MATTER OF CONTESTED CASE FILE #OA-21-3 RE:ENFORCEMNT	ATTORNEY GENERAL MONITORING PROGRESS PERFORMED BY VENDOR	Y	S
LNR101	B	\$ -	M	\$ 57,500.00	\$ 57,500.00	11/2/2022	1/1/2023	6/30/2024	CHILD, JOHN & COMPANY	APPRAISAL SVC TO DETERMINE THE VALUATION OF WATER RIGHTS	LAND DIVISION MONITORING PROGRESS PERFORMED BY THE VENDOR.	Y	S

Department of Land and Natural Resources
Active Contracts as of December 1, 2022

Table 14

Prog ID	MOF	Amount	Frequency (M/A/O)	Max Value	Outstanding Balance	Date Executed	From	To	Entity	Contract Description	Explanation of How Contract is Monitored	POS Y/N	Category E/L/P/C/G/S/*
LNR111	B	\$ 7,680	A	\$ 447,370.19	\$ 439,690.07	3/16/2022	03/016/2022	2/28/2026	ALEXSOFT LLC	LAND RECORD MGMT SYST - RFP #2019-01-O	MONTHLY ZOOM MEETINGS AND FREQUENT EMAIL CHANGES.	N	G
LNR111	B	\$ 369,109	O - ONE TIME RFP	\$ 721,367.68	\$ 352,258.54	6/1/2021	6/14/2021	7/1/2022	US IMAGING, INC.	IMAGE GROUPING, INSPECTION & ENHANCEMENT SVCS OF OFFICIAL RECORDS	FREQUENT EMAIL EXCHANGES.	Y	S
LNR111	B	\$ 75,769	O - ONE TIME RFP	\$ 1,198,562.75	\$ 1,122,794.25	6/28/2022	6/1/2022	7/1/2023	US IMAGING, INC.	RFP 2022-01-O	FREQUENT EMAIL EXCHANGES.	Y	S
LNR111	B	\$ 180,610	O - ONE TIME RFP	\$ 499,999.50	\$ 319,389.68	6/29/2022	6/1/2022	7/1/2024	HONOLULU DATA ENTRY PROJECT	RFP 2022 02-O SUPPORT SVCS TORRENS(LAND COURT)DOCUMENTS & CERTIFICATES	FREQUENT EMAIL EXCHANGES.	Y	S
LNR141	C	\$ 251,763	M	\$ 388,112.00	\$ 136,348.76	1/27/2004	6/29/2005	6/30/2023	AKINAKA & ASSOCIATES, LTD.	KAPA'A HOMESTEADS WELL NO 3 DEVELOPMENT. KAUAI, HAWAII	ENGINEERING DIVISION MONITORING PROGRESS AND VERIFIES INVOICE FOR PAYMENT	Y	S
LNR141	C	\$ 263,200	M	\$ 500,000.00	\$ 236,800.00	6/6/2014	9/16/2014	12/31/2022	AKINAKA & ASSOCIATES, LTD.	STATE WATER ORIJETS PLAN UPDATE JOB#J41CH17A	ENGINEERING DIVISION MONITORING PROGRESS AND VERIFIES INVOICE FOR PAYMENT	Y	S
LNR141	C	\$ -	M	\$ 42,575.00	\$ 42,575.00	6/24/2016	10/6/2021	10/5/2022	HI-TECH ROCKFALL CONSTRUCTION,	KO RD MAKAI PART 2 ROCKFALL MITIGATION, HANAPPEPE, KAHAI	ENGINEERING DIVISION MONITORING PROGRESS AND VERIFIES INVOICE FOR PAYMENT	Y	S
LNR141	C	\$ 202,216	M	\$ 249,826.52	\$ 47,610.87	8/11/2014	11/21/2016	10/31/2022	HI-TECH ROCKFALL CONSTRUCTION,	MENEHUNE RD ROCKFALL MITIGATION, KAUAI, HAWAII	ENGINEERING DIVISION MONITORING PROGRESS AND VERIFIES INVOICE FOR PAYMENT	Y	S
LNR141	C	\$ 65,840	M	\$ 120,000.00	\$ 54,160.00	3/16/2020	8/10/2020	12/31/2023	TOWILL, R. M. CORPORATION	MANOA STREAM IMPROVEMENTS OF WOODLAWN DRIVE BRIDGE, MANOA, OAHU, HAWAII	ENGINEERING DIVISION MONITORING PROGRESS AND VERIFIES INVOICE FOR PAYMENT	Y	S
LNR141	C	\$ 959,344	M	\$ 1,066,323.00	\$ 106,978.79	8/7/2015	10/5/2015	12/31/2023	TOWILL, R. M. CORPORATION	ALA WAI CANAL DREDGING, OAHU JOB#G54CO51A RANKING LETTER	ENGINEERING DIVISION MONITORING PROGRESS AND VERIFIES INVOICE FOR PAYMENT	Y	S
LNR141	C	\$ 54,667	M	\$ 150,218.00	\$ 95,550.77	1/18/2018	4/10/2018	12/31/2023	HART CROWSER, INC.	KO RD ROCKFALL MITIGATION, HANAPEPE, KAUAI JOB#J45CK46A-2	ENGINEERING DIVISION MONITORING PROGRESS AND VERIFIES INVOICE FOR PAYMENT	Y	S

Department of Land and Natural Resources
Active Contracts as of December 1, 2022

Table 14

<u>Prog ID</u>	<u>MOF</u>	<u>Amount</u>	<u>Frequency</u> <u>(M/A/O)</u>	<u>Max Value</u>	<u>Outstanding</u> <u>Balance</u>	<u>Date</u> <u>Executed</u>	<u>From</u>	<u>To</u>	<u>Entity</u>	<u>Contract Description</u>	<u>Explanation of How Contract is</u> <u>Monitored</u>	<u>POS</u> <u>Y/N</u>	<u>Category</u> <u>E/L/P/C/G/S/*</u>
LNR141	C	\$ 9,234,258	M	\$ 10,721,065.00	\$ 1,486,807.41	8/13/2018	10/1/2019	3/31/2022	HAWAII HARBORS CONSTRUCTORS JV	ALA WAI CANAL DREDGING & IMPROVEMENTS- HNL, OAHU, HI	ENGINEERING DIVISION MONITORING PROGRESS AND VERIFIES INVOICE FOR PAYMENT	Y	S
LNR141	C	\$ 212,067	M	\$ 624,531.86	\$ 412,464.37	8/22/2018	11/14/2018	12/31/2023	AECOM TECHNICAL SERVICES, INC.	ROCKFALL MONITORING ASSESSMENT & SUPPORTING SVCS STATEWIDE-JOB #J45CS41C	ENGINEERING DIVISION MONITORING PROGRESS AND VERIFIES INVOICE FOR PAYMENT	Y	S
LNR141	B	\$ 173,063	M	\$ 230,000.00	\$ 56,937.08	2/22/2019	4/15/2019	12/31/2024	GEOHERMEX, INC.	TECHNICAL & ADVISORY SVCS RELATED TO GEOTHERMAL RESOURCES & RECOVERY	ENGINEERING DIVISION MONITORING PROGRESS AND VERIFIES INVOICE FOR PAYMENT	Y	S
LNR141	B	\$ 84,449	M	\$ 99,998.00	\$ 15,548.69	11/19/2020	2/23/2021	12/31/2025	BROWN AND CALDWELL	GEOTHERMAL TECHNICAL ASSISTANCE COORDINATION & ADVISORY SVCS	ENGINEERING DIVISION MONITORING PROGRESS AND VERIFIES INVOICE FOR PAYMENT	Y	S
LNR141	C	\$ 12,249	M	\$ 46,165.00	\$ 33,915.60	12/31/2019	2/7/2022	8/5/2022	HI-TECH ROCKFALL CONSTRUCTION,	KO RD MAKAI PART 3 ROCKFALL MITIGATION ELEELE, KAUAI, HAWAII	ENGINEERING DIVISION MONITORING PROGRESS AND VERIFIES INVOICE FOR PAYMENT	Y	S
LNR141	C	\$ 3,050,894	M	\$ 3,087,062.00	\$ 36,167.95	2/10/2020	2/1/2021	8/1/2022	ALPHA INC.	UPCOUNTRY MAUI EXPLORATORY WELL, MAKAWAO, MAUI, HAWAII	ENGINEERING DIVISION MONITORING PROGRESS AND VERIFIES INVOICE FOR PAYMENT	Y	S
LNR141	C	\$ 15,816	M	\$ 109,870.00	\$ 94,054.19	9/29/2017	9/10/2018	12/31/2019	PROMETHEUS CONSTRUCTION	WAILUA RIVER STATE PARK ROCKFALL MITIGATION WAILUA KAUAI HAWAII	ENGINEERING DIVISION PROCESSING CONTRACT CLOSE- OUT DOCUMENTS	Y	S
LNR141	C	\$ 142,581	M	\$ 147,966.00	\$ 5,385.08	3/10/2016	5/24/2016	12/31/2022	HART CROWSER, INC.	KO RD MAKAI PHASE 2 ROCKFALL MITIGATION, HANAPEPE, KAHAI	ENGINEERING DIVISION MONITORING PROGRESS AND VERIFIES INVOICE FOR PAYMENT	Y	S
LNR141	C	\$ -	M	\$ 550,000.00	\$ 550,000.00	7/23/2020	7/1/2022	2/16/2023	PROMETHEUS CONSTRUCTION	IAO VALLEY STATE MONUMENT FLOOD REPAIRS & IMPROVEMENTS, WAILUKU, MAUI , HI	ENGINEERING DIVISION MONITORING PROGRESS AND VERIFIES INVOICE FOR PAYMENT	Y	S
LNR141	C	\$ 137,246	M	\$ 230,000.00	\$ 92,754.17	3/31/2021	6/29/2021	12/31/2026	UNIVERSITY OF HAWAII	GEOTHERMAL LEGAL RESEARCH AND PLANNING SERVICES SUPPORT, STATEWIDE	ENGINEERING DIVISION MONITORING PROGRESS AND VERIFIES INVOICE FOR PAYMENT	Y	S

Department of Land and Natural Resources
Active Contracts as of December 1, 2022

Table 14

<u>Prog ID</u>	<u>MOF</u>	<u>Amount</u>	<u>Frequency (M/A/O)</u>	<u>Max Value</u>	<u>Outstanding Balance</u>	<u>Date Executed</u>	<u>From</u>	<u>To</u>	<u>Entity</u>	<u>Contract Description</u>	<u>Explanation of How Contract is Monitored</u>	<u>POS Y/N</u>	<u>Category E/L/P/C/G/S/*</u>
LNR141	C	\$ 28,410	M	\$ 205,495.00	\$ 177,085.25	6/10/2021	9/10/2021	12/31/2026	AECOM TECHNICAL SERVICES, INC.	AKAKA FALLS ROCKFALL MITIGATION - AKAKA FALLS STATE PARK, HILO, HI	ENGINEERING DIVISION MONITORING PROGRESS AND VERIFIES INVOICE FOR PAYMENT	Y	S
LNR141	C	\$ 318,716	M	\$ 548,206.00	\$ 229,489.70	8/24/2021	9/23/2021	12/31/2026	AECOM TECHNICAL SERVICES, INC.	DAM SAFETY PHASE I INSPECTIONS GROUP 3 STATEWIDE	ENGINEERING DIVISION MONITORING PROGRESS AND VERIFIES INVOICE FOR PAYMENT	Y	S
LNR141	C	\$ 285,485	M	\$ 459,723.62	\$ 174,238.24	8/24/2021	9/23/2021	12/31/2026	GANNETT FLEMING, INC.	DAM SAFETY PHASE 1 INSPECTIONS GROUP 1 STATEWIDE	ENGINEERING DIVISION MONITORING PROGRESS AND VERIFIES INVOICE FOR PAYMENT	Y	S
LNR141	A	\$ 204,800	M	\$ 512,000.00	\$ 307,200.00	8/24/2021	10/7/2021	12/31/2026	KLEINSCHMIDT ASSOCIATES	DAM SAFETY PHASE 1 INSPECTIONS GROUP 2 STATEWIDE	ENGINEERING DIVISION MONITORING PROGRESS AND VERIFIES INVOICE FOR PAYMENT	Y	S
LNR141	C	\$ 91,893	M	\$ 280,280.00	\$ 188,387.45	12/2/2021	1/11/122	12/31/2026	HALEY & ALDRICH, INC	KO ROAD ROCKFALL MITIGATION CENTRAL & MAUKA SECTIONS, PART 4	ENGINEERING DIVISION MONITORING PROGRESS AND VERIFIES INVOICE FOR PAYMENT	Y	S
LNR141	V	\$ 64,399	M	\$ 106,399.00	\$ 42,000.00	12/10/2021	2/23/2022	4/29/2023	UNIVERSITY OF HAWAII	BLACK CINDER QUARRY STUDY, HAWAII ISLAND, HAWAII	ENGINEERING DIVISION MONITORING PROGRESS AND VERIFIES INVOICE FOR PAYMENT	Y	S
LNR141	C	\$ -	M	\$ 179,500.00	\$ 179,500.00	5/2/2022	6/9/2022	12/31/2027	TOWILL, R. M. CORPORATION	ALA WAI CANAL WALL IMPROVEMENTS OAHU, HAWAII	ENGINEERING DIVISION MONITORING PROGRESS AND VERIFIES INVOICE FOR PAYMENT	Y	S
LNR141	C	\$ -	M	\$ 409,996.00	\$ 409,996.00	6/22/2022	8/12/2022	12/31/2028	TOWILL, R. M. CORPORATION	KALAUHAIHAI FISHPOND (LUCAS SPRING) RESTORATION PHASE 3 NIU VALLEY,OAHU	ENGINEERING DIVISION MONITORING PROGRESS AND VERIFIES INVOICE FOR PAYMENT	Y	S
LNR141	C	\$ -	M	\$ 650,000.00	\$ 650,000.00	5/6/2022	10/17/2022	12/31/2026	AECOM TECHNICAL SERVICES, INC.	ROCKFALL MONITORING ASSESSMENT & SUPPORTING SVCS 4 - STATEWIDE	ENGINEERING DIVISION MONITORING PROGRESS AND VERIFIES INVOICE FOR PAYMENT	Y	S
LNR141	C	\$ -	M	\$ 791,735.00	\$ 791,735.00	8/9/2022	TBD	TBD	HAWAIIAN DREDGING CONSTRUCTION	ALA WAI CANAL WALL IMPROVEMENTS - HNL,OAHU - JOB #G54CO51D	ENGINEERING DIVISION MONITORING PROGRESS AND VERIFIES INVOICE FOR PAYMENT	Y	S

Department of Land and Natural Resources
Active Contracts as of December 1, 2022

Table 14

<u>Prog ID</u>	<u>MOF</u>	<u>Amount</u>	<u>Frequency (M/A/O)</u>	<u>Max Value</u>	<u>Outstanding Balance</u>	<u>Date Executed</u>	<u>From</u>	<u>To</u>	<u>Entity</u>	<u>Contract Description</u>	<u>Explanation of How Contract is Monitored</u>	<u>POS Y/N</u>	<u>Category E/L/P/C/G/S/*</u>
LNR153	C	\$ 44,411	M	\$ 130,000.00	\$ 85,589.28	12/10/2019	12/30/2019	12/31/2024	GRAY, HONG, NOJIMA &	ANUENUE FISHERIES RESEARCH CENTER SEWERLINE, OAHU,HI	ENGINEERING DIVISION MONITORING PROGRESS AND VERIFIES INVOICE FOR PAYMENT	Y	S
LNR153	N	\$ 1,141,093	M	\$ 1,170,000.00	\$ 28,906.04	8/18/2011	7/1/2012	6/30/2018	UNIVERSITY OF HAWAII	COLLABORATIVE ADMINISTRATION OF THE HAWAII FISH AGGREGATING DEVICE	CLOSED CONTRACT	Y	S
LNR153	B	\$ 74,208	M	\$ 75,000.00	\$ 792.01	8/24/2011	7/1/2012	6/30/2018	RESEARCH CORPORATION OF THE	HAWAII MARINE RECREATIONAL FISHING SURVEY	CLOSED CONTRACT	Y	S
LNR153	C	\$ 150,000	O	\$ 900,000.00	\$ 750,000.00	7/1/2016	9/18/2017	3/12/2022	PACIFIC AMERICAN FOUNDATION	CONSTRUCTION OF THE FACILITY TO EXPAND THE PACIFIC AMERICAN FOUNDATION'S	PROGRAM MANAGER/CONTRACT SPECIALIST IN-CHARGE MONITORS PROGRESS OF PROJECT	N	S
LNR153	B	\$ 870,746	M	\$ 1,670,000.00	\$ 799,253.62	11/27/2018	7/1/2020	9/30/2023	RESEARCH CORPORATION OF THE	HI MARINE RECREATIONAL FISHING SURVEY-CONTRACT PERIOD 07/1/18-06/30/23	PROGRAM COORDINATOR/PROJECT IN-CHARGE/PROJECT MANAGER VERIFY THE PROGRESS/ACCOMPLISHMENT REPORT AND THE MONTHLY BILL/INVOICE.	Y	S
LNR153	C	\$ -	M	\$ 440,000.00	\$ 440,000.00	1/22/2021	11/12/2021	3/16/2023	INTEGRATED CONSTRUCTION, INC.	ANUENUE FISHERIES RESEARCH CENTER SEWERLINE, HONOLULU,OAHU,HI	ENGINEERING DIVISION MONITORING PROGRESS AND VERIFIES INVOICE FOR PAYMENT	Y	S
LNR153	V	\$ -	M	\$ 34,553.00	\$ 34,553.00	7/21/2022	9/2/2022	12/31/2027	OMIZU ARCHITECTURE	ANUENUE FISHERIES RESEARCH CTR HATCHERY BLDG IMPROVEMENTS,OAHU,HI	ENGINEERING DIVISION MONITORING PROGRESS AND VERIFIES INVOICE FOR PAYMENT	Y	S
LNR153	C	\$ -	M	\$ 449,850.00	\$ 449,850.00	9/26/2022	12/1/2022	11/30/2023	ISLAND PACIFIC ENERGY	ANUENUE FISHERIES RESEARCH CENTER PHOTOVOLTAIC SYSTEM, OAHU, HAWAII	ENGINEERING DIVISION MONITORING PROGRESS AND VERIFIES INVOICE FOR PAYMENT	Y	S
LNR172	B		O- Periodic Progress Billing	\$ 93,750.00		10/16/2019	5/4/2012	9/30/2025	HUI KU MAOLI OLA LLC	FOREST STEWARDSHIP AGREEMENT TO IMPLEMENT APPROVED FOREST STEWARDSHIP	PROGRAM MANAGERS MONITORING PROGRESS AND VERIFIES INVOICE FOR PAYMENT	N	S

Department of Land and Natural Resources
Active Contracts as of December 1, 2022

Table 14

Prog ID	MOF	Amount	Frequency (M/A/O)	Max Value	Outstanding Balance	Date Executed	From	To	Entity	Contract Description	Explanation of How Contract is Monitored	POS Y/N	Category E/L/P/C/G/S/*
LNR172	B	\$ 33,991	O- Periodic Progress Billing	\$ 36,000.00	\$ 2,009.00	3/12/2013	3/12/2013	CLOSED	INABA ENGINEERING INC.	SURVEYING & MARKING PORTIONS OF KAUU FOREST RESERVE BOUNDARY & ADJACENT	PROGRAM MANAGERS MONITORING PROGRESS AND VERIFIES INVOICE FOR PAYMENT	N	S
LNR172	B	\$ 466,169	O- Periodic Progress Billing	\$ 471,969.00	\$ 5,800.00	10/3/2013	4/8/2013	CLOSED	ROCK'N H FENCING LLC	INSTALL UNGULATE PROOF FENCING ON LEEWARD HALEAKALA, MAUI	PROGRAM MANAGERS MONITORING PROGRESS AND VERIFIES INVOICE FOR PAYMENT	N	S
LNR172	A	\$ 2,424	M	\$ 9,889.98	\$ 7,465.77	8/8/2019	4/1/2016	CLOSED	1955 MAIN STREET MGMT LLC	LEASE#75-23-0600 FOR 1955 MAIN ST STE 301,400 DLNR- FORESTRY & WILD LIFE-	PROGRAM MANAGERS MONITORING PROGRESS AND VERIFIES INVOICE FOR PAYMENT	N	S
LNR172	B	\$ -	O- Periodic Progress Billing	\$ 69,639.00	\$ 69,639.00	2/24/2016	11/25/2015	6/30/1930	HIIPAKA, LLC	WAIMEA VALLEY FOREST STEWARDSHIP MANAGEMENT PLAN	PROGRAM MANAGERS MONITORING PROGRESS AND VERIFIES INVOICE FOR PAYMENT	N	S
LNR172	B	\$ 72,591	M	\$ 79,525.00	\$ 6,934.16	3/10/2022	6/2/2017	12/31/2023	OMIZU ARCHITECTURE INC.	EDUCATION SHELTER IN MOANALUA VALLEY EDUCATION FOREST, OAHU, HAWAII	ENGINEERING DIVISION MONITORING PROGRESS AND VERIFIES INVOICE FOR PAYMENT	Y	S
LNR172	B	\$ 12,198	O- Periodic Progress Billing	\$ 151,875.00	\$ 139,676.57	1/3/2020	3/21/2017	3/21/2032	HALEAKALA RANCH COMPANY	FOREST STEWARDSHIP MANAGEMENT PLAN NATIVE FOREST RESTORATION AT UKULELE	PROGRAM MANAGERS MONITORING PROGRESS AND VERIFIES INVOICE FOR PAYMENT	N	S
LNR172	B	\$ 73,428	O- Periodic Progress Billing	\$ 147,300.00	\$ 73,871.52	10/26/2020	9/18/2018	Multi year	NATURE CONSERVANCY, THE	KONA HEMA PRESERVE FOREST STEWARDSHIP - MULTI-YEAR	PROGRAM MANAGERS MONITORING PROGRESS AND VERIFIES INVOICE FOR PAYMENT	N	S
LNR172	B	\$ 754	O- Periodic Progress Billing	\$ 8,014.20	\$ 7,260.44	10/26/2020	3/7/2019	Multi year	SHLACHTER, MARC	FOREST STEWARDSHIP PROGRAM MULTI-YEAR CONTRACT	PROGRAM MANAGERS MONITORING PROGRESS AND VERIFIES INVOICE FOR PAYMENT	N	S
LNR172	B	\$ 1,884	O- Periodic Progress Billing	\$ 98,407.00	\$ 80,123.15	6/19/2020	9/18/2018	Multi year	HOKU NUI FARMS LLC	PROVIDE FINANCIAL ASSISTANCE TO ELIGIBLE LANDOWNERS WHO VOLUNTARILY	PROGRAM MANAGERS MONITORING PROGRESS AND VERIFIES INVOICE FOR PAYMENT	N	S
LNR172	B	\$ 2,991	O- Periodic Progress Billing	\$ 25,556.00	\$ 22,564.69	6/19/2020	7/30/2018	Multi year	TRIPARVATA, LLC	MULTI-YEAR CONTRACT TO PROV FINANCIAL ASSISTANCE TO ELIGIBLE LANDOWNERS	PROGRAM MANAGERS MONITORING PROGRESS AND VERIFIES INVOICE FOR PAYMENT	N	S

Department of Land and Natural Resources
Active Contracts as of December 1, 2022

Table 14

Prog ID	MOF	Amount	Frequency (M/A/O)	Max Value	Outstanding Balance	Date Executed	From	To	Entity	Contract Description	Explanation of How Contract is Monitored	POS Y/N	Category E/L/P/C/G/S/*
LNR172	B	\$ 14,723	O- Periodic Progress Billing	\$ 34,890.00	\$ 20,167.00	10/26/2020	3/12/2019	Multi year	LOUI, STEPHANIE	MULTI- YEAR CONTRACT TO IMPLEMENT THE FOREST STEWARDSHIP MANAGEMENT PLAN	PROGRAM MANAGERS MONITORING PROGRESS AND VERIFIES INVOICE FOR PAYMENT	N	S
LNR172	B	\$ 10,818	O- Periodic Progress Billing	\$ 24,460.00	\$ 13,642.00	6/19/2020	5/24/2019	Multi year	MDHE LLC	MULTI-YEAR CONTRACT TO IMPLEMENT FOREST STEWARDSHIP MGMT PLAN	PROGRAM MANAGERS MONITORING PROGRESS AND VERIFIES INVOICE FOR PAYMENT	N	S
LNR172	B	\$ 3,845	O- Periodic Progress Billing	\$ 15,375.00	\$ 11,530.00	10/26/2020	9/13/2019	6/30/1930	MASTERS UNLIMITED LLC	FOREST STEWARDSHIP AGRMT -	PROGRAM MANAGERS MONITORING PROGRESS AND VERIFIES INVOICE FOR PAYMENT	N	S
LNR172	A,B,P	\$ -	O- Periodic Progress Billing	\$ 92,668.00	\$ 92,668.00	2/3/2020	10/1/2019	1/1/2023	KUPU	MANAGE & COORDINATE THE YOUTH CONSERVATION CORPS - RFP YCC19 -	PROGRAM MANAGERS MONITORING PROGRESS AND VERIFIES INVOICE FOR PAYMENT	N	S
LNR172	B	\$ 42,565	O- Periodic Progress Billing	\$ 142,893.00	\$ 100,327.41	4/20/2020	3/3/2020	6/30/2050	PANIOLA TONEWOODS, LLC	MANAGEMENT OF KAPOAULAI KOA FOREST STEWARDSHIP PROJECT AREA -	PROGRAM MANAGERS MONITORING PROGRESS AND VERIFIES INVOICE FOR PAYMENT	N	S
LNR172	C	\$ 196,745	M	\$ 597,500.00	\$ 400,755.00	6/3/2021	6/21/2021	12/31/2026	SEGAWA, WESLEY R. AND	HONUULA FOREST RESERVE ACCESS IMPROVEMENTS, ISLAND OF HAWAII, HAWAII	ENGINEERING DIVISION MONITORING PROGRESS AND VERIFIES INVOICE FOR PAYMENT	Y	S
LNR172	C	\$ 15,010	M	\$ 26,270.00	\$ 11,260.20	10/20/2021	11/4/2021	12/31/2026	INABA ENGINEERING INC.	PUU WAAWAA FOREST RESERVE HAZARDOUS MATERIAL REMOVAL, NORTH KONA, HAWAII	ENGINEERING DIVISION MONITORING PROGRESS AND VERIFIES INVOICE FOR PAYMENT	Y	S
LNR172	P	\$ -	O- Periodic Progress Billing	\$ 70,650.00	\$ 70,650.00	4/4/2022	4/4/2022	6/30/2024	NATURE CONSERVANCY, THE	IMPLEMENTATION OF WATERSHED PARTNERSHIP MGMT PLANS(EAST MOLOKAI WTRSHED	PROGRAM MANAGERS MONITORING PROGRESS AND VERIFIES INVOICE FOR PAYMENT	N	S
LNR401	A	\$ 1,264,817	M	\$ 17,733,420.00	\$ 506,602.78	10/5/2009	7/1/2016	6/30/2018	RESEARCH CORPORATION OF THE	MAUI/OAHU MARINE RESOURCES ASSESSMENT.	CLOSED CONTRACT	Y	S
LNR401	N	\$ 236,583	M	\$ 285,000.00	\$ 48,416.79	8/24/2011	7/1/2017	6/30/2018	RESEARCH CORPORATION OF THE	HAWAII MARINE RECREATIONAL FISHING SURVEY	CLOSED CONTRACT	Y	S
LNR401	N	\$ 1,671,727	M	\$ 2,007,900.00	\$ 336,172.84	8/24/201	7/1/2015	6/30/2018	RESEARCH CORPORATION OF THE	INVESTIGATION OF ESTUARINE HABITATS	CLOSED CONTRACT	Y	S

Department of Land and Natural Resources
Active Contracts as of December 1, 2022

Table 14

Prog ID	MOF	Amount	Frequency (M/A/O)	Max Value	Outstanding Balance	Date Executed	From	To	Entity	Contract Description	Explanation of How Contract is Monitored	POS Y/N	Category E/L/P/C/G/S/*
LNR401	T	\$ 240,073	O	\$ 250,000.00	\$ 9,926.70	9/24/2013	7/1/2013	CLOSED	AECOS, INC.	FOR SERVICES RENDERED IN CONNECTION WITH THE MOLASSES SPILL IN HONOLULU	PROGRAM COORDINATOR/PROJECT IN-CHARGE/PROJECT MANAGER VERIFY THE PROGRESS/ACCOMPLISHMENT REPORT AND THE MONTHLY BILL/INVOICE.	Y	S
LNR401	N	\$ 1,941,293	M	\$ 3,350,466.06	\$ 1,409,173.06	10/25/2022	10/1/2022	9/30/2023	UNIVERSITY OF HAWAII	INVESTIGATION OF ESTUARINE HABITATS - PROJ #6845	PROGRAM COORDINATOR/PROJECT IN-CHARGE/PROJECT MANAGER VERIFY THE PROGRESS/ACCOMPLISHMENT REPORT AND THE MONTHLY BILL/INVOICE.	Y	S
LNR401	P	\$ 260,608	M	\$ 570,000.00	\$ 309,392.07	2/14/2022	10/1/2021	9/30/2023	RESEARCH CORPORATION OF THE	HI MARINE RECREATIONAL FISHING SURVEY-CONTRACT PERIOD 07/1/18-06/30/23	PROGRAM COORDINATOR/PROJECT IN-CHARGE/PROJECT MANAGER VERIFY THE PROGRESS/ACCOMPLISHMENT REPORT AND THE MONTHLY BILL/INVOICE.	Y	S
LNR401	P	\$ -	M	\$ 40,000.00	\$ -	TBD			KUPU	MANAGE & COORDINATE THE YOUTH CONSERVATION CORPS - RFP YCC19 -	TBD		
LNR401	P	\$ -	A	\$ 141,886.00	\$ 141,886.00	3/3/2021	1/25/2021	1/24/2023	CASCADIA RESEARCH COLLECTIVE	COOPERATIVE CONSERVATION & LONG-TERM MGMT OF FALSE KILLER WHALES & OTHER	MANAGE BY DAR (PROTECTED SPECIES AQUATIC BIOLOGIST V)	Y	S
LNR402	N	\$ 16,568	O- Periodic Progress Billing	\$ 20,000.00	\$ 3,432.05	12/28/2012	11/26/2012	CLOSED	TRI-ISLE RESOURCE CONSERVATION	LEEWARD HALEAKALA WATERSHED WP 13- IMPLEMENTATION OF WATERSHED	PROGRAM MANAGERS MONITORING PROGRESS AND VERIFIES INVOICE FOR PAYMENT	N	S
LNR402	N	\$ 466,169	O- Periodic Progress Billing	\$ 470,300.00	\$ 4,131.00	10/3/2013	4/8/2013	7/31/2013	ROCK'N H FENCING LLC	INSTALL UNGULATE PROOF FENCING ON LEEWARD HALEAKALA, MAUI	PROGRAM MANAGERS MONITORING PROGRESS AND VERIFIES INVOICE FOR PAYMENT	N	S
LNR402	C	\$ 330,869	M	\$ 416,840.00	\$ 330,869.09	8/26/2014	10/6/2014	6/30/2023	MUNEKIYO & HIRAGA, INC.	DOFAW MAUI BASEYARD ALTERNATIVE SITE AT PUIEHUNUI MAUI, HAWAII	ENGINEERING DIVISION MONITORING PROGRESS AND VERIFIES INVOICE FOR PAYMENT	Y	S
LNR402	C	\$ 95,730	M	\$ 105,000.00	\$ 95,730.00	5/30/2014	6/19/2014	12/31/2022	MASON ARCHITECTS, INC.	DOFAW KAWAINUI MARSH BASEYARD IMPROVEMENTS, JOB NO. J00C068A.	ENGINEERING DIVISION PROCESSING CONTRACT CLOSE-OUT DOCUMENTS	Y	S

Department of Land and Natural Resources
Active Contracts as of December 1, 2022

Table 14

Prog ID	MOF	Amount	Frequency (M/A/O)	Max Value	Outstanding Balance	Date Executed	From	To	Entity	Contract Description	Explanation of How Contract is Monitored	POS Y/N	Category E/L/P/C/G/S/*
LNR402	C	\$ 422,498	M	\$ 456,752.00	\$ 34,254.21	10/10/2014	10/30/2014	12/31/2022	BOWERS + KUBOTA CONSULTING INC	DOFAW MAUI BASEYARD RENOVATION MAUI OPT TO EXTEND 2-24 MOS.	ENGINEERING DIVISION MONITORING PROGRESS AND VERIFIES INVOICE FOR PAYMENT	Y	S
LNR402	C	\$ 14,477	M	\$ 24,537.00	\$ 10,060.17	4/15/2015	4/28/2015	12/31/2023	INABA ENGINEERING INC.	PUU WAAWAA WATER SYSTEM IMPR. N KONA JOB#500CH15A	ENGINEERING DIVISION MONITORING PROGRESS AND VERIFIES INVOICE FOR PAYMENT	Y	S
LNR402	C	\$ 805,675	M	\$ 932,027.00	\$ 126,352.00	7/27/2017	8/11/2017	12/31/2022	HELBER, HASTERT & FEE,	KAWAINUI MARSH RESTORATION OF ENDANGERED HABITATS & WETLANDS, OAHU, HI	ENGINEERING DIVISION MONITORING PROGRESS AND VERIFIES INVOICE FOR PAYMENT	Y	S
LNR402	C	\$ 113,449	M	\$ 135,000.00	\$ 21,551.19	8/10/2018	8/18/2020	11/30/2021	SITE ENGINEERING, INC.	MANAGEMENT & RESEARCH STATION ACCESS IMPROVEMENTS, KAILUA, OAHU, HAWAII	ENGINEERING DIVISION PROCESSING CONTRACT CLOSE-OUT DOCUMENTS	Y	S
LNR402	P	\$ 501,578	O- Periodic Progress Billing	\$ 728,000.00	\$ 226,421.99	1/4/2019	11/23/2018	1/1/2023	MALAMA HULEIA	ALEKOKO COASTAL WETLAND RESTORATION: TO RESTORE THE NATIVE ECOSYSTEM	PROGRAM MANAGERS MONITORING PROGRESS AND VERIFIES INVOICE FOR PAYMENT	N	
LNR402	C	\$ 153,170	M	\$ 250,000.00	\$ 96,830.00	3/28/2019	4/5/2019	12/31/2024	BOW ENGINEERING & DEVELOPMENT,	KAWAINUI MARSH LEVEE FLOOD HAZARD ENVIRONMENTAL ABATEMENT, OAHU, HI	ENGINEERING DIVISION MONITORING PROGRESS AND VERIFIES INVOICE FOR PAYMENT	Y	S
LNR402	C	\$ 352,431	M	\$ 750,000.00	\$ 397,568.53	5/8/2019	5/29/2019	12/31/2024	BOWERS + KUBOTA CONSULTING INC	DOFAW MAUI BASEYARD RENOVATION PHASE 2, KAHULUI, MAUI, HI	ENGINEERING DIVISION MONITORING PROGRESS AND VERIFIES INVOICE FOR PAYMENT	Y	S
LNR402	C	\$ 72,670	O- Periodic Progress Billing	\$ 150,000.00	\$ 77,329.89	1/7/2020	1/7/2020	1/6/2022	CHILD, JOHN & COMPANY, INC.	APPRAISAL & CONSULTATION SVCS CONCERNING PROPERTIES LOCATED IN	PROGRAM MANAGERS MONITORING PROGRESS AND VERIFIES INVOICE FOR PAYMENT	N	S
LNR402	A	\$ -	O- Periodic Progress Billing	\$ 19,000.00	\$ 19,000.00	2/3/2020	10/1/2019	1/1/2022	KUPU	MANAGE & COORDINATE THE YOUTH CONSERVATION CORPS - RFP YCC19 -	PROGRAM MANAGERS MONITORING PROGRESS AND VERIFIES INVOICE FOR PAYMENT	N	S
LNR402	A	\$ 110,000	O- Periodic Progress Billing	\$ 175,000.00	\$ 65,000.00	1/30/2020	1/31/2020	6/30/2021	HAWAII WILDFIRE MANAGEMENT	GRANT-IN-AID - HAWAII WILDFIRE MGMT ORGANIZATION	PROGRAM MANAGERS MONITORING PROGRESS AND VERIFIES INVOICE FOR PAYMENT	N	S

Department of Land and Natural Resources
Active Contracts as of December 1, 2022

Table 14

Prog ID	MOF	Amount	Frequency (M/A/O)	Max Value	Outstanding Balance	Date Executed	From	To	Entity	Contract Description	Explanation of How Contract is Monitored	POS Y/N	Category E/L/P/C/G/S/*
LNR402	A	\$ 45,634	O- Periodic Progress Billing	\$ 73,822.00	\$ 48,188.11	4/29/2020	2/3/2020	6/30/2022	NATURE CONSERVANCY, THE	IMPLEMENTATION OF WATERSHED PARTNERSHIP MGMT PLANS - #WP20-21	PROGRAM MANAGERS MONITORING PROGRESS AND VERIFIES INVOICE FOR PAYMENT	N	S
LNR402	A	\$ 62,451	O- Periodic Progress Billing	\$ 147,440.00	\$ 84,989.00	5/6/2020	2/24/2020	6/30/2022	NATURE CONSERVANCY, THE	IMPLEMENTATION OF WATERSHED PARTNERSHIP MGMT PLANS - #WP20-21	PROGRAM MANAGERS MONITORING PROGRESS AND VERIFIES INVOICE FOR PAYMENT	N	S
LNR402	A	\$ 9,811	O- Periodic Progress Billing	\$ 267,800.00	\$ 257,918.06	5/8/2020	2/24/2020	6/30/2022	KOHALA CENTER INC., THE	IMPLEMENTATION OF WATERSHED PARTNERSHIP MGMT PLANS - KOHALA	PROGRAM MANAGERS MONITORING PROGRESS AND VERIFIES INVOICE FOR PAYMENT	N	S
LNR402	C	\$ 56,994	M	\$ 59,686.00	\$ 59,994.14	1/15/2021	2/3/2021	12/31/2026	HELBER, HASTERT & FEE,	KAWAINUI-HAMAKUA MARSH MASTER PLAN - OAHU & HAWAII - JOB #D00C067B	ENGINEERING DIVISION MONITORING PROGRESS AND VERIFIES INVOICE FOR PAYMENT	Y	S
LNR402	C	\$ 37,316	M	\$ 825,000.00	\$ 787,684.01	1/22/2021	11/19/2021	5/17/2022	HENRY'S EQUIPMENT RENTAL &	KAWAINUI MARSH RESTORATION OF HABITAT AT MOKULANA, KAILUA, OAHU, HI	ENGINEERING DIVISION MONITORING PROGRESS AND VERIFIES INVOICE FOR PAYMENT	Y	S
LNR402	C	\$ 485,328	M	\$ 500,000.00	\$ 14,672.46	2/24/2021	11/28/2021	5/27/2022	KAIKOR CONSTRUCTION COMPANY,	KAHANAIKI ACCESS RD IMPROVEMENTS, KAILUA, OAHU, HI	ENGINEERING DIVISION MONITORING PROGRESS AND VERIFIES INVOICE FOR PAYMENT	Y	S
LNR402	C	\$ 286,180	M	\$ 440,000.00	\$ 153,820.16	8/3/2021	8/12/2021	12/31/2026	MASON ARCHITECTS, INC.	OAHU DOFAW BASEYARD IMPROVEMENTS - OAHU, HI - JOB #D00C068F	ENGINEERING DIVISION MONITORING PROGRESS AND VERIFIES INVOICE FOR PAYMENT	Y	S
LNR402	P	\$ 377,176	O- Periodic Progress Billing	\$ 500,000.00	\$ 122,824.24	10/19/2021	7/29/2021	6/30/2022	ZOOLOGICAL SOCIETY OF	PROV SVCS TO OPS MAUI BIRD CONSERVATION CTR(MBCC)CONSERVATION, BREEDING	PROGRAM MANAGERS MONITORING PROGRESS AND VERIFIES INVOICE FOR PAYMENT	N	S
LNR402	A	\$ -	O- Periodic Progress Billing	\$ 111,429.00	\$ 111,429.00	12/27/2022	12/27/2022	6/30/2024	MALAMA KAHALAWAI, INC.	IMPLEMENTATION OF WATERSHED MANAGEMENT PLANS AND PROJECTS THAT SUPPORT	PROGRAM MANAGERS MONITORING PROGRESS AND VERIFIES INVOICE FOR PAYMENT	N	S
LNR402	A	\$ 17,349	O- Periodic Progress Billing	\$ 125,000.00	\$ 107,650.61	4/4/2022	4/4/2022	6/30/2024	NATURE CONSERVANCY, THE	IMPLEMENTATION OF WATERSHED PARTNERSHIP MGMT PLANS(EAST MOLOKAI WTRSHED	PROGRAM MANAGERS MONITORING PROGRESS AND VERIFIES INVOICE FOR PAYMENT	N	S

Department of Land and Natural Resources
Active Contracts as of December 1, 2022

Table 14

<u>Prog ID</u>	<u>MOF</u>	<u>Amount</u>	<u>Frequency (M/A/O)</u>	<u>Max Value</u>	<u>Outstanding Balance</u>	<u>Date Executed</u>	<u>From</u>	<u>To</u>	<u>Entity</u>	<u>Contract Description</u>	<u>Explanation of How Contract is Monitored</u>	<u>POS Y/N</u>	<u>Category E/L/P/C/G/S/*</u>
LNR402	A	\$ -	O- Periodic Progress Billing	\$ 200,000.00	\$ 200,000.00	4/4/2022	4/4/2022	6/30/2024	NATURE CONSERVANCY, THE	IMPLEMENTATION OF WATERSHED PARTNERSHIP MGMT PLANS(KAUAI WATERSHED	PROGRAM MANAGERS MONITORING PROGRESS AND VERIFIES INVOICE FOR PAYMENT	N	S
LNR402	A	\$ -	O- Periodic Progress Billing	\$ 32,295.83	\$ 32,296.83	4/22/2022	4/22/2022	10/21/2022	JBG, LTD	CONSTRUCTION OF A PREDATOR-PROOF RARE SNAIL ENCLOSURE, OLINDA	PROGRAM MANAGERS MONITORING PROGRESS AND VERIFIES INVOICE FOR PAYMENT	N	S
LNR404	C	\$ 137,920	M	\$ 171,100.00	\$ 33,179.96	11/28/2014	11/6/2014	12/31/2022	AKINAKA & ASSOCIATES, LTD.	DEEP MONITOR WELLS - WEST HAWAII, JOB NO G75CH18B	ENGINEERING DIVISION MONITORING PROGRESS AND VERIFIES INVOICE FOR PAYMENT	Y	S
LNR404	A	\$ 1,333,586	O (quarterly)	\$ 1,500,000.00	\$ 166,414.00	1/18/2017	1/1/2017	4/1/2023	U.S. GEOLOGICAL SURVEY	JOINT FUNDING AGREEMENT W/US GEOLOGICAL SURVEY FOR A COOPERATIVE STUDY T	QUARTERLY OR MORE FREQUENT MEETINGS OR TELECONFERENCES; INVOICES COMPARED WITH SCOPE OF WORK, PAYMENT & COMPENSATION SCHEDULE	N	S
LNR404	C	\$ 793,848	M	\$ 828,905.00	\$ 35,057.50	1/26/2018	1/23/2018	12/31/2024	WAIMEA WATER SERVICES, LLC	KOHALA WATER STUDY - KAMULEA, HAWAII - JOB NO G25CH17A	ENGINEERING DIVISION MONITORING PROGRESS AND VERIFIES INVOICE FOR PAYMENT	Y	S
LNR404	C	\$ 1,370,000	M	\$ 1,422,500.00	\$ 52,500.00	8/10/2018	9/9/2019	12/31/2021	WATER RESOURCES	KALOKO DEEP MONITOR WELL, KAILUA-KONA, HAWAII - JOB #G75CH18C	ENGINEERING DIVISION MONITORING PROGRESS AND VERIFIES INVOICE FOR PAYMENT	Y	S
LNR404	B	\$ 120,000	O (quarterly)	\$ 134,000.00	\$ 14,000.00	11/26/2019	12/1/2019	1/31/2022	US GEOLOGICAL SURVEY	JOINT FUNDING AGREEMENT W/THE US GEOLOGICAL SURVEY TO ESTIMATE GROUND	QUARTERLY OR MORE FREQUENT MEETINGS OR TELECONFERENCES; INVOICES COMPARED WITH SCOPE OF WORK, PAYMENT & COMPENSATION SCHEDULE	N	S
LNR404	A	\$ 68,900	O (quarterly)	\$ 99,622.00	\$ 30,722.00	1/24/2021	5/1/2021	11/30/2022	U.S. GEOLOGICAL SURVEY	JOINT FUNDING AGRMT TO CONDUCT SEEPAGE RUN ANALYSES IN THE SOH.	QUARTERLY OR MORE FREQUENT MEETINGS OR TELECONFERENCES; INVOICES COMPARED WITH SCOPE OF WORK, PAYMENT & COMPENSATION SCHEDULE	N	S

Department of Land and Natural Resources
Active Contracts as of December 1, 2022

Table 14

<u>Prog ID</u>	<u>MOF</u>	<u>Amount</u>	<u>Frequency</u> <u>(M/A/O)</u>	<u>Max Value</u>	<u>Outstanding</u> <u>Balance</u>	<u>Date</u> <u>Executed</u>	<u>From</u>	<u>To</u>	<u>Entity</u>	<u>Contract Description</u>	<u>Explanation of How Contract is</u> <u>Monitored</u>	<u>POS</u> <u>Y/N</u>	<u>Category</u> <u>E/L/P/C/G/S/*</u>
LNR404	C	\$ 246,595	M	\$ 600,000.00	\$ 353,404.61	4/2/2021	4/15/2021	12/31/2026	AKINAKA & ASSOCIATES, LTD.	KOHALA WATER STUDY - KOHALA, ISLAND OF HAWAII - JOB #G25CH17A	ENGINEERING DIVISION MONITORING PROGRESS AND VERIFIES INVOICE FOR PAYMENT	Y	S
LNR404	C	\$ 77,599	M	\$ 200,000.00	\$ 122,400.87	6/2/2021	6/24/2021	12/31/2026	AKINAKA & ASSOCIATES, LTD.	DEEP MONITOR WELL, WEST HAWAII, HAWAII JOB NO. G75CH18E	ENGINEERING DIVISION MONITORING PROGRESS AND VERIFIES INVOICE FOR PAYMENT	Y	S
LNR404	A	\$ 150,000	O (quarterly)	\$ 220,000.00	\$ 70,000.00	5/27/2021	6/1/2021	9/30/2024	U.S. GEOLOGICAL SURVEY	JOINT FUNDING AGRMT TO CONDUCT AN ANALYSIS OF THE EFFECTS OF GROUNDWATER	QUARTERLY OR MORE FREQUENT MEETINGS OR TELECONFERENCES; INVOICES COMPARED WITH SCOPE OF WORK, PAYMENT & COMPENSATION SCHEDULE	N	S
LNR404	A	\$ 29,784	O (quarterly)	\$ 99,999.00	\$ 70,214.95	8/5/2021	9/30/2021	9/30/2023	UNIVERSITY OF HAWAII	HAWAII MESONET NETWORK OF TELEMETERED CLIMATE STATIONS	QUARTERLY OR MORE FREQUENT MEETINGS OR TELECONFERENCES; INVOICES COMPARED WITH SCOPE OF WORK, PAYMENT & COMPENSATION SCHEDULE	N	S
LNR404	A	\$ 6,500	M	\$ 7,500.00	\$ 1,000.00	11/1/2017	11/15/2017	11/15/2018	CENTER FOR TOMORROW'S LEADERS	WSAG17:WAI FOR HAWAII OPT TO EXTEND 2-6MOS	QUARTERLY OR MORE FREQUENT MEETINGS OR TELECONFERENCES; INVOICES COMPARED WITH SCOPE OF WORK, PAYMENT AND COMPENSATION SCHEDULE.	N	S
LNR404	A	\$ 36,187	M	\$ 74,293.00	\$ 38,106.50	11/1/2017	11/15/2017	11/15/2018	KA'ALA FARM, INC.	WSAG17:KAALA FARM INC. OPT TO EXTEND 2-6MOS	QUARTERLY OR MORE FREQUENT MEETINGS OR TELECONFERENCES; INVOICES COMPARED WITH SCOPE OF WORK, PAYMENT AND COMPENSATION SCHEDULE.	N	S
LNR405	N	\$ 106,950	M	\$ 570,800.00	\$ 463,849.86	7/31/2019	8/20/2019	12/31/2024	PBR HAWAII & ASSOCIATES, INC.	KAUAI SHOOTING RANGE JOB#A00XK36A OPT TO EXTE 2-24MOS	ENGINEERING DIVISION MONITORING PROGRESS AND VERIFIES INVOICE FOR PAYMENT	Y	S

Department of Land and Natural Resources
Active Contracts as of December 1, 2022

Table 14

Prog ID	MOF	Amount	Frequency (M/A/O)	Max Value	Outstanding Balance	Date Executed	From	To	Entity	Contract Description	Explanation of How Contract is Monitored	POS Y/N	Category E/L/P/C/G/S/*
LNR405	N	\$ 12,971	M	\$ 71,340.28	\$ 58,396.32	1/28/2020	4/1/2020	3/31/2025	WAI'IAU WAREHOUSE PARTNERS, THE	OFC LEASE TO RELOCATE DLNR HUNTER EDUCATION PRGM - LEASE #72-23-0644	MONTHLY INVOICES ARE APPROVED IN ACCORDANCE WITH CONTRACT TERMS.	N	L
LNR405	C	\$ 21,386	M	\$ 255,380.00	\$ 36,083.63	5/19/2020	6/17/2020	12/31/2025	TOWILL, R. M. CORPORATION	KAUAI SHOOTING RANGE, KAUAI, HI - JOB #A00XK36A	ENGINEERING DIVISION MONITORING PROGRESS AND VERIFIES INVOICE FOR PAYMENT	Y	S
LNR407	A	\$ 556,440	O- Periodic Progress Billing	\$ 556,441.00	\$ 1.04	2/17/2017	7/1/2011	Multi year	MAUI LAND & PINEAPPLE COMPANY,	FY2012 ENCUMBRANCE MULTI- TERM CONSERVATION MGMT PLAN OF PUU KUKUI	PROGRAM MANAGERS MONITORING PROGRESS AND VERIFIES INVOICE FOR PAYMENT	N	S
LNR407	C	\$ 520,787	M	\$ 598,842.04	\$ 78,055.00	11/13/2014	11/26/2014	12/31/2022	BROWN AND CALDWELL	ADA IMPROVEMENTS AT DLNR FACILITIES, STATEWIDE, JOB NO J00CS68A	ENGINEERING DIVISION MONITORING PROGRESS AND VERIFIES INVOICE FOR PAYMENT	Y	S
LNR407	C	\$ 79,208	M	\$ 152,875.00	\$ 73,666.75	7/24/2017	7/24/2017	6/30/2020	MUNEKIYO & HIRAGA, INC.	PROVIDE CONSULTING SVCS, INCLUDING ENVIRONMENTAL IMPACT STMT, FOR MASTER	LAND DIVISION MONITORS PROGRESS AND VERIFIES INVOICE FOR PAYMENT	Y	S
LNR407	C	\$ 84,633	M	\$ 1,699,080.00	\$ 1,614,446.60	12/24/2015	1/8/2016	12/31/2024	INK ARCH, LLC.	WEST KAUAI FIELD OPERATIONS FACILITY , KAUAI JOB#J43CK30A	ENGINEERING DIVISION MONITORING PROGRESS AND VERIFIES INVOICE FOR PAYMENT	Y	S
LNR407	A	\$ 8,449	O- Periodic Progress Billing	\$ 8,449.00	\$ 0.39	10/16/2019	10/16/2019	6/30/2021	NATURE CONSERVANCY, THE	FY16 ENCUMBRANCE FOR THE NATURAL AREA PARTNERSHIP AT KAPUNAKEA PRESERVE	PROGRAM MANAGERS MONITORING PROGRESS AND VERIFIES INVOICE FOR PAYMENT	N	S
LNR407	C	\$ 128,279	M	\$ 135,600.00	\$ 7,321.32	8/2/2016	2/6/2017	12/31/2019	SITE ENGINEERING, INC.	LAVA TREE STATE MONUMENT TRAIL IMPR. PAHOA HI COUNTY	ENGINEERING DIVISION PROCESSING CONTRACT CLOSE- OUT DOCUMENTS	Y	S
LNR407	C	\$ 597,101	M	\$ 600,000.00	\$ 2,899.15	8/2/2016	10/23/2017	12/30/2021	SITE ENGINEERING, INC.	HAPUNA BEACH STATE RECREATION AREA PARK IMPR. & REPAIRS, PHASE 3 KOHALA	ENGINEERING DIVISION MONITORING PROGRESS AND VERIFIES INVOICE FOR PAYMENT	Y	S
LNR407	A	\$ 1,528	O- Periodic Progress Billing	\$ 1,528.00	\$ 0.22	3/17/2020	7/1/2016	6/30/2022	NATURE CONSERVANCY, THE	FY 17 ENCUMBRANCE FOR THE CONSERVATION MANAGEMENT OF KANEPU'U PRESERVE	PROGRAM MANAGERS MONITORING PROGRESS AND VERIFIES INVOICE FOR PAYMENT	N	S
LNR407	A	\$ 165,767	O- Periodic Progress Billing	\$ 304,071.00	\$ 138,304.00	11/1/2017	7/1/2017	Multi year	MAUI LAND & PINEAPPLE COMPANY,	ENCUMBRANCE F/CONSERVATION MANAGEMENT PLAN OF PUU KUKUI PRESERVE, MAUI	PROGRAM MANAGERS MONITORING PROGRESS AND VERIFIES INVOICE FOR PAYMENT	N	S

Department of Land and Natural Resources
Active Contracts as of December 1, 2022

Table 14

<u>Prog ID</u>	<u>MOF</u>	<u>Amount</u>	<u>Frequency (M/A/O)</u>	<u>Max Value</u>	<u>Outstanding Balance</u>	<u>Date Executed</u>	<u>From</u>	<u>To</u>	<u>Entity</u>	<u>Contract Description</u>	<u>Explanation of How Contract is Monitored</u>	<u>POS Y/N</u>	<u>Category E/L/P/C/G/S/*</u>
LNR407	A	\$ -	O- Periodic Progress Billing	\$ 124,721.00	\$ 124,721.00	9/18/2020	5/8/2018	6/30/2023	NATURE CONSERVANCY, THE	NATURAL AREA PARTNERSHIP AT KA'U PRESERVE - FY 2019-2024	PROGRAM MANAGERS MONITORING PROGRESS AND VERIFIES INVOICE FOR PAYMENT	N	S
LNR407	A	\$ -	O- Periodic Progress Billing	\$ 48,119.00	\$ 48,119.00	9/18/2020	5/8/2018	6/30/2023	NATURE CONSERVANCY, THE	NATURAL AREA PARTNERSHIP AT MO'OMOMI PRESERVE - FY 2019-2024	PROGRAM MANAGERS MONITORING PROGRESS AND VERIFIES INVOICE FOR PAYMENT	N	S
LNR407	A	\$ 40,000	O- Periodic Progress Billing	\$ 1,118,220.00	\$ 78,220.00	3/20/2020	5/8/2018	6/30/2023	NATURE CONSERVANCY, THE	NATURAL AREA PARTNERSHIP AT WAIKAMOI PRESERVE - FY 2019-2024	PROGRAM MANAGERS MONITORING PROGRESS AND VERIFIES INVOICE FOR PAYMENT	N	S
LNR407	A	\$ -	O- Periodic Progress Billing	\$ 191,400.00	\$ 191,400.00	9/18/2020	5/8/2018	6/30/2023	NATURE CONSERVANCY, THE	NATURAL AREA PARTNERSHIP AT KAMAKOU PRESERVE - FY 2019-2024	PROGRAM MANAGERS MONITORING PROGRESS AND VERIFIES INVOICE FOR PAYMENT	N	S
LNR407	C	\$ 280,206	M	\$ 1,500,000.00	\$ 1,219,793.87	5/2/2019	5/29/2019	12/31/2024	SSFM INTERNATIONAL, INC.	HAMAKUA MARSH PATHWAY, OAHU, HI - JOB #D01CO60B	ENGINEERING DIVISION MONITORING PROGRESS AND VERIFIES INVOICE FOR PAYMENT	Y	S
LNR407	A	\$ 340,303	O- Periodic Progress Billing	\$ 432,998.00	\$ 92,695.05	2/3/2020	10/1/2019	1/1/2022	KUPU	MANAGE & COORDINATE THE YOUTH CONSERVATION CORPS - RFP YCC19 -	PROGRAM MANAGERS MONITORING PROGRESS AND VERIFIES INVOICE FOR PAYMENT	N	S
LNR407	A	\$ 17,895	O- Periodic Progress Billing	\$ 23,507.00	\$ 5,611.97	4/28/2020	2/3/2020	6/30/2022	MALAMA KAHALAWAI, INC.	IMPLEMENTATION OF WATESHED PARTNERSHIP MGMT PLANS - #WP20-21	PROGRAM MANAGERS MONITORING PROGRESS AND VERIFIES INVOICE FOR PAYMENT	N	S
LNR407	C	\$ -	O- Periodic Progress Billing	\$ 20,000.00	\$ 20,000.00	4/29/2020	2/3/2020	6/30/2022	NATURE CONSERVANCY, THE	IMPLEMENTATION OF WATERSHED PARTNERSHIP MGMT PLANS - #WP20-21	PROGRAM MANAGERS MONITORING PROGRESS AND VERIFIES INVOICE FOR PAYMENT	N	S
LNR407	V	\$ 3,499,999	O- Periodic Progress Billing	\$ 5,000,000.00	\$ 1,500,001.00	10/29/2021	10/28/2021	6/30/2022	KUPU	MANAGE & COORDINATE THE YOUTH CONSERVATION CORPS 2021-2022	PROGRAM MANAGERS MONITORING PROGRESS AND VERIFIES INVOICE FOR PAYMENT	N	S
LNR407	C,P	\$ 271,852	O- Periodic Progress Billing	\$ 329,638.00	\$ 57,786.22	11/19/2021	Awtg NTP	TBD	HENRY'S EQUIPMENT RENTAL &	DOFAW INSECTARY SNAIL LAB SITE WORK, OAHU HAWAII	ENGINEERING DIVISION MONITORING PROGRESS AND VERIFIES INVOICE FOR PAYMENT	Y	S

Department of Land and Natural Resources
Active Contracts as of December 1, 2022

Prog ID	MOF	Amount	Frequency (M/A/O)	Max Value	Outstanding Balance	Date Executed	From	To	Entity	Contract Description	Explanation of How Contract is Monitored	POS Y/N	Category E/L/P/C/G/S/*
LNR407	P,A	\$ 17,349	O- Periodic Progress Billing	\$ 566,076.00	\$ 548,726.61	4/4/2022	4/4/2022	6/30/2024	NATURE CONSERVANCY, THE	IMPLEMENTATION OF WATERSHED PARTNERSHIP MGMT PLANS(EAST MOLOKAI WTRSHED	PROGRAM MANAGERS MONITORING PROGRESS AND VERIFIES INVOICE FOR PAYMENT	N	S
LNR407	C,A	\$ -	O- Periodic Progress Billing	\$ 490,401.00	\$ 490,401.00	4/4/2022	4/4/2022	6/30/2024	NATURE CONSERVANCY, THE	IMPLEMENTATION OF WATERSHED PARTNERSHIP MGMT PLANS(KAUAI WATERSHED	PROGRAM MANAGERS MONITORING PROGRESS AND VERIFIES INVOICE FOR PAYMENT	N	S
LNR407	N	\$ -	O- Periodic Progress Billing	\$ 151,121.82	\$ 151,121.82	4/22/2022	4/22/2022	10/21/2022	JBH, LTD	CONSTRUCTION OF A PREDATOR- PROOF RARE SNAIL ENCLOSURE, OLINDA	PROGRAM MANAGERS MONITORING PROGRESS AND VERIFIES INVOICE FOR PAYMENT	N	S
LNR801	D	\$ 135,855	O - Periodic Progress Billing	\$ 145,000.00	\$ 9,145.40	5/21/2003	Contract Completed		BOW ENGINEERING & DEVELOPMENT,	DEV & UPDATE S/W CAPITAL IMPROVEMNT PRGM DOCUMENTS, DEV OF S/W ADVANCE	DELIVERABLES/INVOICES	N	S
LNR801	D		O - Periodic Progress Billing	\$ 20,000.00			Contract Completed		BOW ENGINEERING & DEVELOPMENT,	DEV & UPDATE S/W CAPITAL IMPROVEMNT PRGM DOCUMENTS, DEV OF S/W ADVANCE	DELIVERABLES/INVOICES	N	S
LNR801	C	\$ 671,643	M	\$ 706,511.00	\$ 34,867.96	2/10/2004	3/15/2004	3/1/2013	MITSUNAGA & ASSOCIATES, INC.	LAHAINA BOAT HARBOR COMFORT STATION REPLACEMENT & FERRY PIER, LAHAINA,	ENGINEERING DIVISION PROCESSING CONTRACT CLOSE- OUT DOCUMENTS	Y	S
LNR801	N	\$ 153,107	M	\$ 153,857.90	\$ 751.33	7/10/2006	8/29/2006 (es	x/x/2007	OCEANIT LABORATORIES, INC.	KIHEI BOAT RAMP IMPR. MALA BOAT RAMP IMPROVEMENTS MAUI	ENGINEERING DIVISION PROCESSING CONTRACT CLOSE- OUT DOCUMENTS	Y	S
LNR801	D	\$ 288,440	M	\$ 306,062.00	\$ 17,622.00	6/19/2008	8/1/2008	12/4/2012	OKUBO, ARNOLD T. AND	PORT ALLEN SMALL BOAT HARBOR REPLACE PIERS & LOADING DOCK ELEEELE KAUAI	ENGINEERING DIVISION PROCESSING CONTRACT CLOSE- OUT DOCUMENTS	Y	S
LNR801	D	\$ 430,029	M	\$ 488,500.00	\$ 23,565.00	12/10/2009	2/2/2010	11/10/2010	MOCON CORPORATION	ALA WAI SMALL BOAT HARBOR SEWER INFRASTRUCTURE IMPRVMTS HON HI JOB#B71DO	ENGINEERING DIVISION PROCESSING CONTRACT CLOSE- OUT DOCUMENTS	Y	S
LNR801	N	\$ 108,000	M	\$ 113,000.00	\$ 5,000.00	3/15/2010	4/1/2010	12/31/2016	MANTHOS ENGINEERING LLC	WAILOA SMALL BOAT HARBOR MAINTENANCE DREDGING HILO HI & ASSESSMENT REPOR	PROCESSING CONTRACT CLOSE- OUT DOCUMENTS	Y	S
LNR801	N	\$ 1,410,845	M	\$ 1,711,018.00	\$ 300,172.96	8/13/2010	8/13/2010	1/13/2017	HAWAIIAN DREDGING CONSTRUCTION	MAALAEA SMALL BOAT HARBOR IMPR. FERRY SYSTEM &UTILITY AND PIER	CONTRACT CLOSED 1/13/2017	Y	S

Department of Land and Natural Resources
Active Contracts as of December 1, 2022

Prog ID	MOF	Amount	Frequency (M/A/O)	Max Value	Outstanding Balance	Date Executed	From	To	Entity	Contract Description	Explanation of How Contract is Monitored	POS Y/N	Category E/L/P/C/G/S/*
LNR801	C	\$ 2,447,936	M	\$ 2,500,000.00	\$ 52,063.79	9/21/2010	10/25/2010	9/30/2016	AMERICAN MARINE CORPORATION	KEEHI SMALL BOAT HARBOR PIER IMPR. JOB#B72D071B	ENGINEERING DIVISION PROCESSING CONTRACT CLOSE-OUT DOCUMENTS	Y	S
LNR801	C	\$ 994,004	M	\$ 1,050,000.00	\$ 55,995.87	11/17/2010	12/15/2010	12/31/2011	BOWERS + KUBOTA CONSULTING INC	CONSTRUCTION MANAGEMENT MAALAEA SMALL BOAT HARBOR IMPR. FERRY SYSTEM	ENGINEERING DIVISION PROCESSING CONTRACT CLOSE-OUT DOCUMENTS	Y	S
LNR801	N	\$ 316,513	M	\$ 420,000.00	\$ 103,487.02	-	-	-	BOW ENGINEERING & DEVELOPMENT,	MANELE SMALL BOAT HARBOR FERRY SYSTEM IMPROVEMENTS, MANELE, LANAI, HAWAI	CONTRACT CLOSED 12/22/2016	Y	S
LNR801	C	\$ 1,394,673	M	\$ 1,450,000.00	\$ 55,327.01	6/7/2013	1/27/2014	12/31/2016	SEA ENGINEERING, INC.	HALEIWA SMALL BOAT HARBOR REPLACEMENT PIER 200, OAHU HI	ENGINEERING DIVISION PROCESSING CONTRACT CLOSE-OUT DOCUMENTS	Y	S
LNR801	C	\$ 1,249,000	M	\$ 1,250,000.00	\$ 1,000.00	3/13/2014	5/15/2014	12/31/2016	AMERICAN MARINE CORPORATION	KEEHI SMALL BOAT HARBOR TSUNAMI DAMAGE REPAIRS JOB#BOBOR1-01	ENGINEERING DIVISION PROCESSING CONTRACT CLOSE-OUT DOCUMENTS	Y	S
LNR801	C	\$ 225,217	M	\$ 229,000.00	\$ 3,782.00	1/7/2015	6/1/2015	1/31/2017	BOW ENGINEERING & DEVELOPMENT,	MANELE SMALL BOAT HARBOR FERRY SYSTEM IMPR, PHASE II, MANELE, LANAI,	ENGINEERING DIVISION PROCESSING CONTRACT CLOSE-OUT DOCUMENTS	Y	S
LNR801	C	\$ 165,717	M	\$ 225,000.00	\$ 59,283.33	1/7/2015	2/2/2015	2/1/2017	FUROMOTO, RANDAL S. &	STRUCTURAL ENGINEERING SVCS FOR DOBOR FACILITIES, STATEWIDE	DELIVERABLES/INVOICES	N	S
LNR801	C	\$ 37,927	M	\$ 49,203.00	\$ 11,275.92	3/5/2015	4/6/2015	1/1/2020	MOFFATT & NICHOL	PORT ALLEN SMALL BOAT HARBOR-IMPR. TO PIERS A & B KAUAI, HAWAII	DELIVERABLES/INVOICES	N	S
LNR801	C	\$ 36,085	M	\$ 58,652.00	\$ 22,567.21	3/16/2015	4/6/2015	3/31/2020	MOFFATT & NICHOL	NAWILIWILI SMALL BOAT HARBOR TIE-UP FACILITIES FOR TRANSIENT VESSELS,	DELIVERABLES/INVOICES	N	S
LNR801	C	\$ 34,640	M	\$ 40,000.00	\$ 5,360.03	5/7/2015	4/15/2015	10/1/2017	ENGINEERING PARTNERS, INC.	KAWAIIHAE SMALL BOAT HARBOR(SOUTH) BOAT LAUNCH RAMP & LOADING DOCKS	DELIVERABLES/INVOICES	N	S
LNR801	C	\$ 329,016	M	\$ 335,935.00	\$ 6,919.23	8/25/2015	10/1/2015	10/1/2019	KAI HAWAII, INC.	MAALAEA SMALL BOAT HARBOR WOODEN FINGER PIER REPLACEMENT, MAUI	DELIVERABLES/INVOICES	N	S
LNR801	C	\$ 113,531	M	\$ 146,794.00	\$ 33,262.60	8/31/2015	9/28/2015	12/31/2024	MITSUNAGA & ASSOCIATES, INC.	LAHAINA SMALL BOAT HARBOR FERRY PIER IMPROVEMENT. LAHAINA, MAUI, HAWAII	ENGINEERING DIVISION MONITORING PROGRESS AND VERIFIES INVOICE FOR PAYMENT	Y	S

Department of Land and Natural Resources
Active Contracts as of December 1, 2022

Table 14

Prog ID	MOF	Amount	Frequency (M/A/O)	Max Value	Outstanding Balance	Date Executed	From	To	Entity	Contract Description	Explanation of How Contract is Monitored	POS Y/N	Category E/L/P/C/G/S/*
LNR801	C	\$ 528,257	M	\$ 656,140.36	\$ 127,883.08	6/24/2016	11/7/2016	6/30/2018	MAUI KUPONO BUILDERS, LLC.	KIHEI BOAT RAMP PAVING & DRAINAGE IMPROVEMENTS - KIHEI MAUI HAWAII	DELIVERABLES/INVOICES	N	S
LNR801	C	\$ 632,457	M	\$ 700,656.00	\$ 68,199.20	10/10/2016	3/30/2020	7/28/2020	ISEMOTO CONTRACTING CO., LTD.	PUAKO BOAT RAMP DRAINAGE & PAVING IMPR. JOB#B09CH75A	DELIVERABLES/INVOICES	N	S
LNR801	P	\$ 31,825	M	\$ 250,000.00	\$ 218,175.00	12/16/2014	1/30/2017	1/30/2018	OKAHARA & ASSOCIATES, INC.	STATEWIDE VESSEL SEWAGE PUMP OUT FACILITIES AT VARIOUS LOCATIONS HAWAII	DELIVERABLES/INVOICES	N	S
LNR801	C	\$ 297,229	M	\$ 515,454.00	\$ 218,225.50	8/9/2016	4/15/2017	12/31/2022	OCEANIT LABORATORIES, INC.	NORTH KAWAIHAE SMALL BOAT HARBOR IMPROVEMENTS, KAWAIHAE ISLAND OF HAWAII	DELIVERABLES/INVOICES	N	S
LNR801	C	\$ 25,888	M	\$ 28,917.00	\$ 3,028.76	8/9/2016	6/1/2017	12/31/2022	BILLS ENGINEERING INC.	HEEIA KEA SMALL BOAT HARBOR WASTEWATER SYSTEM IMPR. OHAU	DELIVERABLES/INVOICES	N	S
LNR801	C	\$ 123,403	M	\$ 152,800.00	\$ 29,396.62	9/26/2016	6/1/2017	12/31/2022	FUROMOTO, RANDAL S. &	HALEIWA SMALL BOAT HARBOR COMFORT STATION & HARBOR OFFICE RENOVATION	DELIVERABLES/INVOICES	N	S
LNR801	C	\$ 200,510	M	\$ 211,819.00	\$ 11,308.51	12/11/2017	1/3/2018	12/21/2022	PLANNING CONSULTANTS HAWAII	LIPOA POINT MANAGEMENT PLAN, MAUI, HAWAII - JOB NO H59C719A	ENGINEERING DIVISION MONITORING PROGRESS AND VERIFIES INVOICE FOR PAYMENT	Y	S
LNR801	C	\$ 480,826	M	\$ 797,795.00	\$ 13,969.28	4/11/2017	3/15/2018	12/31/2022	BOW ENGINEERING & DEVELOPMENT,	WAIAKAEA CANA BOAT RAMP IMPR., KAPAA, KAUAI, HAWAII	DELIVERABLES/INVOICES	N	S
LNR801	C	\$ 219,825	M	\$ 286,424.61	\$ 66,600.00	6/8/2018	1/27/2020	1/21/2021	HEALY TIBBITTS BUILDERS, INC.	WAIANAE SMALL BOAT HARBOR PIERS B & C REPAIR, WAIANAE, OAHU, HI	DELIVERABLES / INVOICES / INSPECTION	N	S
LNR801	B	\$ 218,136	M	\$ 224,532.00	\$ 6,395.51	1/11/2019	1/16/2019	1/15/2020	MAUI DISPOSAL CO., INC.	REFUSE COLLECTION SVCS F/SML BOAT HARBORS & RAMP FACILITIES, DLNR, DOBOR	DELIVERABLES / INVOICES / INSPECTION	N	S
LNR801	B	\$ 217,637	M	\$ 535,700.00	\$ 318,062.91	10/24/2018	2/1/2019	1/31/2022	JOHNSON, H. E. CO., INC., THE	BUOY MAINTENANCE & REPAIR SVCS F/THE ISLAND OF OAHU, HAWAII	DELIVERABLES / INVOICES / INSPECTION	N	S
LNR801	B	\$ 59,233	M	\$ 400,000.00	\$ 340,767.70	4/30/2019	5/1/2019	4/30/2022	GOODSILL ANDERSON QUINN &	PROVIDE LEGAL SVCS IN INVESTIGATING & IDENTIFYING POTENTIALLY RESPONSIBL	BILLABLE HOURS AND INVOICE	Y	P

Department of Land and Natural Resources
Active Contracts as of December 1, 2022

Table 14

Prog ID	MOF	Amount	Frequency (M/A/O)	Max Value	Outstanding Balance	Date Executed	From	To	Entity	Contract Description	Explanation of How Contract is Monitored	POS Y/N	Category E/L/P/C/G/S/*
LNR801	C	\$ 47,663	M	\$ 323,162.47	\$ 275,499.56	10/1/2018	9/22/2019	12/31/2023	FUROMOTO, RANDAL S. &	NORTH KAWAIHAE SMALL BOAT HARBOR MARGINAL WHARF REPAIR, KAWAIHAE, ISLAND	DELIVERABLES/INVOICES	N	S
LNR801	C	\$ 249,995	M	\$ 334,092.00	\$ 84,097.15	8/5/2019	2/7/2020	12/31/2024	MOFFATT & NICHOL	LAHAINA SMALL BOAT HARBOR INNER MARGINAL WHARF REPAIR- LAHAINA, MAUI, HI	DELIVERABLES/INVOICES	N	S
LNR801	C	\$ 158,863	M	\$ 170,380.57	\$ 19,894.57	10/25/2019	1/20/2020	12/31/2024	KODANI & ASSOCIATES ENGINEERS,	KIKIAOLA SMALL BOAT HARBOR SITE IMPR. KEKAHA KAUAI HI	DELIVERABLES/INVOICES	N	S
LNR801	C	\$ 13,519	M	\$ 1,688,978.00	\$ 1,675,459.50	8/18/2020	2/1/2021	10/29/2021	SEA ENGINEERING, INC.	LAHAINA SMALL BOAT HARBOR INNER MARGINAL WHARF REPAIR, LAHAINA, MAUI, HI	DELIVERABLES / INVOICES / INSPECTION	N	S
LNR801	C	\$ 1,830,856	M	\$ 2,326,906.00	\$ 496,050.28	8/26/2020	1/1/2021	9/28/2021	CUSHNIE CONSTRUCTION COMPANY	KIKIAOLA SMALL BOAT HARBOR SITE IMPROVEMENTS- KEKAHA, KAUAI, HAWAII	DELIVERABLES / INVOICES / INSPECTION	N	S
LNR801	C	\$ 15,437,235	M	\$ 18,402,406.00	\$ 2,965,171.29	10/29/2020	4/1/2021	10/23/2021	HEALY TIBBITTS BUILDERS, INC.	LAHAINA SMALL BOAT HARBOR FERRY PIER IMPROVEMENTS, LAHAINA, MAUI, HAWAII	DELIVERABLES / INVOICES / INSPECTION	N	S
LNR801	C	\$ 90,312	M	\$ 99,497.00	\$ 9,185.00	3/10/2021	3/10/2021	12/31/2025	BILLS ENGINEERING INC.	ALA WAI SMALL BOAT HARBOR WATER SYST IMPROVEMENTS, HNL, OAHU, HI	DELIVERABLES/INVOICES	N	S
LNR801	C	\$ 1,166,808	M	\$ 1,542,946.00	\$ 376,138.09	8/26/2020	6/4/2021	12/1/2021	PACIFIC ISLES EQUIPMENT	ALA WAI BOAT HARBOR WATER SYSTEM IMPROVEMENTS - HONOLULU, OAHU, HAWAII	DELIVERABLES / INVOICES / INSPECTION	N	S
LNR801	C	\$ -	M	\$ 637,755.00	\$ 637,755.00	8/26/2020	8/2/2021	10/31/2021	CENTRAL CONSTRUCTION, INC.	KAHULUI SMALL BOAT HARBOR BATHROOM COMPLEX, KAHULUI MAUI, HAWAII	DELIVERABLES / INVOICES / INSPECTION	N	S
LNR801	C	\$ 1,256,255	M	\$ 1,355,571.70	\$ 99,316.28	11/13/2020	8/2/2021	1/29/2022	SITE ENGINEERING, INC.	NORTH KAWAHAE SMALL BOAT HARBOR INFRASTRUCTURE IMP, KAWAIHAE ISLAND	DELIVERABLES / INVOICES / INSPECTION	N	S
LNR801	C	\$ 15,291	M	\$ 892,590.00	\$ 87,298.76	11/13/2020	8/2/2021	1/29/2022	SITE ENGINEERING, INC.	SOUTH KAWAIHAE SMALL BOAT HARBOR PAVING IMPROVEMENTS, KAWAIHAE	DELIVERABLES / INVOICES / INSPECTION	N	S
LNR801	B	\$ 252,450	M	\$ 307,000.00	\$ 54,550.32	7/1/2021	1/3/2022	4/3/2022	SEA ENGINEERING, INC.	LAHAINA SMALL BOAT HARBOR MODIFICATION OF NAVIGATIONAL AIDS- LAHAINA, MAUI	DELIVERABLES / INVOICES / INSPECTION	N	S

Department of Land and Natural Resources
Active Contracts as of December 1, 2022

Table 14

<u>Prog ID</u>	<u>MOF</u>	<u>Amount</u>	<u>Frequency (M/A/O)</u>	<u>Max Value</u>	<u>Outstanding Balance</u>	<u>Date Executed</u>	<u>From</u>	<u>To</u>	<u>Entity</u>	<u>Contract Description</u>	<u>Explanation of How Contract is Monitored</u>	<u>POS Y/N</u>	<u>Category E/L/P/C/G/S/*</u>
LNR801	C	\$ 176,599	M	\$ 482,847.37	\$ 306,248.20	8/6/2021	9/1/2021	9/1/2026	HDR ENGINEERING, INC.	LAHAINA SMALL BOAT HARBOR FERR PIER IMPROVEMENTS - CONSTRUCTION MGMT	DELIVERABLES/INVOICES	N	S
LNR801	B	\$ 99,253	M	\$ 126,657.20	\$ 27,404.50	10/12/2021	11/9/2021	11/8/2022	MAUI DISPOSAL CO., INC.	FURNISHING REFUSE COLLECTION SERVICES FOR BOAT HARBORS & RAMP FACILITIES	DELIVERABLES / INVOICES / INSPECTION	N	S
LNR801	C	\$ 711,502	M	\$ 825,000.00	\$ 113,498.25	11/12/2021	1/3/2022	5/3/2022	KE NUI CONSTRUCTION LLC	KAHANA BAY BOAT RAMP SITE IMPROVEMENTS.	DELIVERABLES / INVOICES / INSPECTION	N	S
LNR801	C	\$ 205,629	M	\$ 637,099.85	\$ 431,470.68	11/4/2021	11/22/2021	12/31/2025	LIMITACO CONSULTING GROUP	POHOIKI BOAT RAMP DREDGING OF VOLCANIC DEBRIS & HAZARD MITIGATION	DELIVERABLES / INVOICES / INSPECTION	N	S
LNR801	C	\$ 117,563	M	\$ 531,175.00	\$ 413,612.50	3/23/2022	6/27/2022	10/25/2022	SEA ENGINEERING, INC.	KAILUA-KONA WHARF LOADING PLATFORM REPAIR, KAILUA-KONA, ISLAND OF HAWAII	DELIVERABLES / INVOICES / INSPECTION	N	S
LNR801	B	\$ 33,065	M	\$ 131,160.00	\$ 98,095.25	3/11/2022	3/11/2022	3/10/2023	VALLEY ISLE PUMPING, INC.	MAALAEA SMALL BOAT HARBOR, WASTEWATR TREATMENT PLANT & SEWAGE LIFT	DELIVERABLES / INVOICES / INSPECTION	N	S
LNR801	B	\$ 11,802	O - Periodic Progress Billing	\$ 169,300.00	\$ 157,498.35	5/3/2022	5/16/2022	5/15/2022	LITE ELECTRIC INC.	MAUI DISTRICT REPAIR OF STREET LIGHTING & ELECTRICAL SYST AT VARIOUS	DELIVERABLES / INVOICES / INSPECTION	N	S
LNR801	C	\$ 2,396,941	M	\$ 3,500,000.00	\$ 1,103,059.18	5/25/2022	6/16/2022	3/13/2023	AMERICAN MARINE CORPORATION	MAALEA SMALL BOAT HARBOR, S. MOLE FINGER PIER REPAIRS, UKUMEHAME, WAIKAPU	DELIVERABLES / INVOICES / INSPECTION	N	S
LNR801	B	\$ -	M	\$ 142,286.00	\$ 142,286.00	9/15/2022	10/14/2022	11/28/2022	JACK'S DIVING LOCKER	DAY USE MOORING KONA INSTALLATION, INSPECTION & MAINTENANCE	DELIVERABLES / INVOICES / INSPECTION	N	S
LNR801	B	\$ -	M	\$ 599,200.00	\$ 599,200.00	TBD			AMERICAN MARINE CORPORATION	BUOY MAINTENANCE & REPAIR SVCS F/THE ISLAND OF OAHU, HI	DELIVERABLES / INVOICES / INSPECTION	N	S
LNR801	B	\$ 147,313	M	\$ 414,209.00	\$ 266,896.30	9/1/2022	10/24/2022	12/8/2022	MAXUM CONSTRUCTION OF HAWAII,	MANELE SMALL BOAT HARBOR WATER LEAK REPAIR & PRESSURE REDUCING VALVE	DELIVERABLES / INVOICES / INSPECTION	N	S
LNR801	B	\$ -	M	\$ 324,820.00	\$ 324,820.00	10/4/2022	12/5/2022	3/2/2023	GLOBAL SPECIALTY CONTRACTORS,	KIHEI BOAT RAMP WASH DOWN DRAINAGE IMPROVEMENTS, KIHEI, MAUI, HI	DELIVERABLES / INVOICES / INSPECTION	N	S

Department of Land and Natural Resources
Active Contracts as of December 1, 2022

Table 14

Prog ID	MOF	Amount	Frequency (M/A/O)	Max Value	Outstanding Balance	Date Executed	From	To	Entity	Contract Description	Explanation of How Contract is Monitored	POS Y/N	Category E/L/P/C/G/S/*
LNR801	B	\$ -	M	\$ 99,000.00	\$ 99,000.00	9/23/2022	11/29/2022	11/28/2023	HONOLULU COMMERCIAL CARPET	PROV JANITORIAL SVCS F/SMALL BOAT HARBORS & RAMP FACILITIES-ISLANDS OF	DELIVERABLES / INVOICES / INSPECTION	N	S
LNR802	C	\$ 215,249	M	\$ 250,000.00	\$ 34,751.19	7/20/2020	9/15/2020	12/31/2025	ERSKINE ARCHITECTS, INC.	EAST HAWAII HISTORIC PRESERVATON CENTER, HILO, HAWAII	ENGINEERING DIVISION MONITORING PROGRESS AND VERIFIES INVOICE FOR PAYMENT	Y	S
LNR804	N	\$ 64,105	O- Periodic Progress Billing	\$ 76,000.00	\$ 141.60	12/28/2012	11/26/2012	CLOSED	TRI-ISLE RESOURCE CONSERVATION	LEEWARD HALEAKALA WATERSHED WP 13- IMPLEMENTATION OF WATERSHED	PROGRAM MANAGERS MONITORING PROGRESS AND VERIFIES INVOICE FOR PAYMENT	N	S
LNR804	W	\$ 31,986	O- Periodic Progress Billing	\$ 33,775.00	\$ 1,789.00	3/12/2013	3/12/2013	CLOSED	INABA ENGINEERING INC.	SURVEYING & MARKING PORTIONS OF KAUU FOREST RESERVE BOUNDARY & ADJACENT	CLOSED CONTRACT		S
LNR804	N	\$ -	O- Periodic Progress Billing	\$ 40,000.00	\$ 40,000.00	3/2/2017	6/1/2016	12/1/2018	KUPU	MANAGE & COORDINATE THE YOUTH CONSERVATION CORPS RFP-YCC17	PROGRAM MANAGERS MONITORING PROGRESS AND VERIFIES INVOICE FOR PAYMENT	N	S
LNR804	C	\$ 130,564	M	\$ 138,089.61	\$ 7,525.22	11/10/2016	5/29/2019	12/31/2021	ISEMOTO CONTRACTING CO., LTD.	KAULANA MANU NATIVE BIRD & PLANT SANCTUARY VIEWING PLATFORM & PARKING LO	ENGINEERING DIVISION PROCESSING CONTRACT CLOSE- OUT DOCUMENTS	Y	S
LNR804	C	\$ 368,509	M	\$ 521,140.00	\$ 152,630.64	7/7/2017	7/20/2017	12/31/2022	PBR HAWAII & ASSOCIATES, INC.	CONSULTANT SERVICES FOR KA IWA TRAIL IMPROVEMENTS, OAHU, HAWAII	ENGINEERING DIVISION MONITORING PROGRESS AND VERIFIES INVOICE FOR PAYMENT	Y	S
LNR804	C	\$ 35,435	M	\$ 200,000.00	\$ 164,565.00	10/18/2018	10/29/2018	12/31/2023	LIMITIACO CONSULTING GROUP,	MAUNAWILI TRAIL IMPROVEMENTS, OAHU, HI - JOB #D01CO60A	ENGINEERING DIVISION MONITORING PROGRESS AND VERIFIES INVOICE FOR PAYMENT	Y	S
LNR804	W	\$ 20,000	O- Periodic Progress Billing	\$ 30,000.00	\$ 10,000.00	6/12/2019	6/13/2019	6/12/2024	TRAILHEAD LABS, INC.	CONTRACT TO DEVELOP,CONFIGURE,DELIVER & DEPLOY TWO MOBILE APPLICATIONS	PROGRAM MANAGERS MONITORING PROGRESS AND VERIFIES INVOICE FOR PAYMENT	N	S
LNR804	C	\$ 170,000	O- Periodic Progress Billing	\$ 295,000.00	\$ 125,000.00	11/12/2019	7/1/2018	6/30/2021	HAWAII NATURE CENTER, INC.	HAWAII NATURE CENTER INC - CAPITAL IMPROVEMENT PROJECT GRANT IN AID	PROGRAM MANAGERS MONITORING PROGRESS AND VERIFIES INVOICE FOR PAYMENT	N	S
LNR804	N	\$ -	O- Periodic Progress Billing	\$ 64,344.00	\$ 64,344.00	2/3/2020	10/1/2019	1/1/2022	KUPU	MANAGE & COORDINATE THE YOUTH CONSERVATION CORPS - RFP YCC19 -	PROGRAM MANAGERS MONITORING PROGRESS AND VERIFIES INVOICE FOR PAYMENT	N	S

Department of Land and Natural Resources
Active Contracts as of December 1, 2022

Table 14

Prog ID	MOF	Amount	Frequency (M/A/O)	Max Value	Outstanding Balance	Date Executed	From	To	Entity	Contract Description	Explanation of How Contract is Monitored	POS Y/N	Category E/L/P/C/G/S/*
LNR804	C	\$ 118,750	M	\$ 350,000.00	\$ 231,250.00	5/19/2020	6/17/2020	12/31/2025	TOWILL, R. M. CORPORATION	KAUAI SHOOTING RANGE, KAUAI, HI - JOB #A00XK36A	ENGINEERING DIVISION MONITORING PROGRESS AND VERIFIES INVOICE FOR PAYMENT	Y	S
LNR804	C	\$ 102,242	M	\$ 399,998.00	\$ 297,756.20	3/23/2021	4/13/2021	12/31/2026	HELBER, HASTERT & FEE,	MAUNAWILI FALLS TRAIL IMPROVEMENTS - KAILUA, OAHU, HAWAII	ENGINEERING DIVISION MONITORING PROGRESS AND VERIFIES INVOICE FOR PAYMENT	Y	S
LNR804	C	\$ 246,905	O- Periodic Progress Billing	\$ 890,000.00	\$ 643,095.00	6/15/2021	7/1/2018	6/29/2024	MOANALUA GARDENS FOUNDATION	GIA F/MOANALUA GARDENS FOUNDATION - FUNDS WILL BE USED FOR A MASTER PLAN	PROGRAM MANAGERS MONITORING PROGRESS AND VERIFIES INVOICE FOR PAYMENT	N	S
LNR804	C	\$ -	M	\$ 500,000.00	\$ 500,000.00	8/12/2022	10/28/2022	12/31/2028	TOWNSCAPE, INC.	POLULU TRAILHEAD PLANNING HAWAII ISLAND - JOB #D01CH67A	ENGINEERING DIVISION MONITORING PROGRESS AND VERIFIES INVOICE FOR PAYMENT	y	S
LNR804	C	\$ -	M	\$ 430,000.00	\$ 430,000.00	11/18/2022	Awtg NTP	Awtg NTP	PBR HAWAII & ASSOCIATES, INC.	NA ALA HELE PROGRAM PLAN REVISIONS, STATEWIDE, HAWAII	ENGINEERING DIVISION MONITORING PROGRESS AND VERIFIES INVOICE FOR PAYMENT	y	S
LNR805	N	\$ 1,115,408	M	\$ 1,503,420.00	\$ 388,011.62	10/5/2009	7/1/2010	6/30/2018	RESEARCH CORPORATION OF THE	MAUI/OAHU MARINE RESOURCES ASSESSMENT.	CLOSED CONTRACT	Y	S
LNR805	N	\$ 405,509	M	\$ 506,250.00	\$ 100,740.90	8/24/2011	7/1/2013	6/30/2018	RESEARCH CORPORATION OF THE	HAWAII MARINE RECREATIONAL FISHING SURVEY	CLOSED CONTRACT	Y	S
LNR805	B	\$ 10,302	M	\$ 26,000.00	\$ 15,698.13	8/24/2011	7/1/2015	6/30/2017	RESEARCH CORPORATION OF THE	INVESTIGATION OF ESTUARINE HABITATS	CLOSED CONTRACT	Y	S
LNR805	N	\$ 1,476,154	M	\$ 2,240,000.00	\$ 763,845.71	2/14/2022	10/1/2021	9/30/2023	RESEARCH CORPORATION OF THE	STATEWIDE MARINE RESOURCE ASSESSMENT - PROJ #6847	PROGRAM COORDINATOR/PROJECT IN- CHARGE/PROJECT MANAGER VERIFY THE PROGRESS/ACCOMPLISHMENT REPORT AND THE MONTHLY BILL/INVOICE.	Y	S

Department of Land and Natural Resources
Active Contracts as of December 1, 2022

Table 14

Prog ID	MOF	Amount	Frequency (M/A/O)	Max Value	Outstanding Balance	Date Executed	From	To	Entity	Contract Description	Explanation of How Contract is Monitored	POS Y/N	Category E/L/P/C/G/S/*
LNR805	N	\$ 525,032	M	\$ 900,000.00	\$ 374,967.68	11/27/2018	10/1/2020	9/30/2023	RESEARCH CORPORATION OF THE	HI MARINE RECREATIONAL FISING SURVEY-CONTRACT PERIOD 07/1/18-06/30/23	PROGRAM COORDINATOR/PROJECT IN-CHARGE/PROJECT MANAGER VERIFY THE PROGRESS/ACCOMPLISHMENT REPORT AND THE MONTHLY BILL/INVOICE.	Y	S
LNR805	N	\$ 10,109	M	\$ 44,392.00	\$ 34,282.80	2/4/2020	2/20/2020	12/31/2025	PLANNING SOLUTIONS, INC.	ARTIFICIAL REEF - OAHU,HAWAII	ENGINEERING DIVISION MONITORING PROGRESS AND VERIFIES INVOICE FOR PAYMENT	Y	S
LNR806	C	\$ 185,372	M	\$ 2,000,000.00	\$ 1,814,628.00	2/8/2013	2/8/2013	NA-MOA	CITY & COUNTY OF HONOLULU	LUALUALEI FLATS/PUHAWAI STREAM FLOOD MITIGATION PROJECTS.	ENGINEERING DIVISION MONITORING PROGRESS AND VERIFIES INVOICE FOR PAYMENT	Y	S
LNR806	C	\$ -	M	\$ 2,000,000.00	\$ 2,000,000.00	6/18/2014	6/18/2014	N/A - MOA	CITY & COUNTY OF HONOLULU	PUHAWAI STREAM FLOOD MITIGATION PROJECT.	ENGINEERING DIVISION MONITORING PROGRESS AND VERIFIES INVOICE FOR PAYMENT	Y	S
LNR806	B	\$ 68,122	A	\$ 122,797.75	\$ 54,676.25	8/6/2014	8/1/2014	7/31/2015	APARC SYSTEMS, INC.	FURNISHING TOLL BOOTH ATTENDANTS & MANAGEMENT SVCS FOR DIAMOND HEAD STAT	BANKRUPTCY	N	S
LNR806	C	\$ 291,269	M	\$ 704,588.47	\$ 413,319.44	3/9/2015	3/18/2015	12/31/2023	FUKUNAGA & ASSOCIATES, INC.	WAILUA RIVER STATE PARK MARINA & FERN GROTTTO BLDG & SIT IMPR. F54B609B	ENGINEERING DIVISION MONITORING PROGRESS AND VERIFIES INVOICE FOR PAYMENT	Y	S
LNR806	C	\$ 497,431	M	\$ 514,615.00	\$ 17,184.17	3/24/2015	4/10/2015	12/31/2023	BELT COLLINS HAWAII LLC	KEALAKEKUA BAY STATE HISTORICAL PARK MASTER PLAN & EIS, HI	ENGINEERING DIVISION MONITORING PROGRESS AND VERIFIES INVOICE FOR PAYMENT	Y	S
LNR806	C	\$ 452,428	M	\$ 491,474.00	\$ 39,046.44	4/6/2015	4/15/2015	12/31/2023	GRAY, HONG, NOJIMA &	HAPUNA BEACH STATE RECREATIN AREA PHASE 3 PARK IMPR. & REPAIRS. S KOHALA	ENGINEERING DIVISION MONITORING PROGRESS AND VERIFIES INVOICE FOR PAYMENT	Y	S
LNR806	C	\$ 121,538	M	\$ 147,017.00	\$ 25,479.33	12/14/2015	2/8/2016	12/31/2024	ENGINEERING PARTNERS, INC.	HULIHEE PALACE STATE MONUMENT, REPAIR & RENOVATION IMP	ENGINEERING DIVISION MONITORING PROGRESS AND VERIFIES INVOICE FOR PAYMENT	Y	S

Department of Land and Natural Resources
Active Contracts as of December 1, 2022

Table 14

Prog ID	MOF	Amount	Frequency (M/A/O)	Max Value	Outstanding Balance	Date Executed	From	To	Entity	Contract Description	Explanation of How Contract is Monitored	POS Y/N	Category E/L/P/C/G/S/*
LNR806	C	\$ 159,999	M	\$ 363,500.00	\$ 203,500.54	3/11/2016	5/19/2016	12/31/2024	HART, CHRIS & PARTNERS, INC.	IAO VALLEY STATE MONUMENT MASTER PLAN MAUI, HI JOB#F32C676C	ENGINEERING DIVISION MONITORING PROGRESS AND VERIFIES INVOICE FOR PAYMENT	Y	S
LNR806	C	\$ 1,094	M	\$ 43,569.62	\$ 42,475.95	3/4/2016	5/19/2016	12/31/2024	LIMITACO CONSULTING GROUP,	MALAEKAHANA STATE RECREATIONAL AREA, KAHUKU SECTION, PARK IMPROVEMENTS	ENGINEERING DIVISION MONITORING PROGRESS AND VERIFIES INVOICE FOR PAYMENT	Y	S
LNR806	C	\$ 724,420	M	\$ 1,000,000.00	\$ 275,580.36	6/21/2016	10/23/2017	12/30/2022	SITE ENGINEERING, INC.	HAPUNA BEACH STATE RECREATION AREA PARK IMPR. & REPAIRS, PHASE 3 KOHALA	ENGINEERING DIVISION MONITORING PROGRESS AND VERIFIES INVOICE FOR PAYMENT	Y	S
LNR806	C	\$ 170,000	M	\$ 171,800.00	\$ 1,800.00	10/14/2010	1/3/2012	12/31/2016	PROMETHEUS CONSTRUCTION	DIAMOND HEAD STATE MONUMENT ROCKFALL MITIGATION - PHASE 2 (FY2015)	ENGINEERING DIVISION PROCESSING CONTRACT CLOSE-OUT DOCUMENTS	Y	S
LNR806	C	\$ 610,347	M	\$ 648,398.00	\$ 38,051.36	11/10/2016	7/21/2017	12/30/2021	ISEMOTO CONTRACTING CO., LTD.	KEKAHA KAI STATE PARK KUA BAY IMPR. NORTH KONA	ENGINEERING DIVISION MONITORING PROGRESS AND VERIFIES INVOICE FOR PAYMENT	Y	S
LNR806	C	\$ 182,320	M	\$ 182,820.00	\$ 500.00	11/28/2021	3/1/2019	12/31/2021	PRECISION DRILLING SERVICES	AHUPUA'A O KAHANA STATE PARK WATER WELL REHABILITATION - KAHANA OAHU HI	ENGINEERING DIVISION MONITORING PROGRESS AND VERIFIES INVOICE FOR PAYMENT	Y	S
LNR806	A	\$ 147,517	A	\$ 278,895.88	\$ 131,378.49	11/27/2020	12/1/2020	11/30/2021	AQUA ENGINEERS, INC.	OPERATION & MAINTENANCE OF KOKEE & POLIHALE WATER SYSTEMS, KOKEE	CONTRACT COMPLETE - TO BE CLOSED	N	S
LNR806	C	\$ 359,588	M	\$ 611,819.00	\$ 252,230.69	12/11/2017	1/3/2018	12/31/2024	PLANNING CONSULTANTS HAWAII	LIPOA POINT MANAGEMENT PLAN, MAUI, HAWAII - JOB NO H59C719A	ENGINEERING DIVISION MONITORING PROGRESS AND VERIFIES INVOICE FOR PAYMENT	Y	S
LNR806	C	\$ 421,214	M	\$ 514,473.00	\$ 93,258.82	4/6/2018	4/17/2018	12/31/2023	TOWILL, R. M. CORPORATION	SAND ISLAND STATE RECREATION AREA SEWER IMPROVEMENTS OAHU, HI	ENGINEERING DIVISION MONITORING PROGRESS AND VERIFIES INVOICE FOR PAYMENT	Y	S
LNR806	C	\$ 141,837	M	\$ 193,840.00	\$ 52,003.14	5/1/2018	4/25/2018	12/31/2023	PBR HAWAII & ASSOCIATES, INC.	DIAMOND HEAD STATE MONUMENT MASTER PLAN IMPLEMENTATION - OAHU,HI	ENGINEERING DIVISION MONITORING PROGRESS AND VERIFIES INVOICE FOR PAYMENT	Y	S
LNR806	C	\$ 308,932	M	\$ 683,038.05	\$ 374,105.56	6/1/2018	6/18/2018	12/31/2024	WILSON OKAMOTO CORPORATION	IAO VALLEY STATE MONUMENT FLOOD REPAIR, PHASE 2:JOB #J45CM418	ENGINEERING DIVISION MONITORING PROGRESS AND VERIFIES INVOICE FOR PAYMENT	Y	S

Department of Land and Natural Resources
Active Contracts as of December 1, 2022

Table 14

Prog ID	MOF	Amount	Frequency (M/A/O)	Max Value	Outstanding Balance	Date Executed	From	To	Entity	Contract Description	Explanation of How Contract is Monitored	POS Y/N	Category E/L/P/C/G/S/*
LNR806	C	\$ 583,000	O	\$ 1,500,000.00	\$ 917,000.00	6/5/2018	6/5/2018	6/30/2022	FRIENDS OF IOLANI PALACE	PROV F/ONGOING REPAIR, RESTORATION, RENOVATION, ETC-CHPTR 42F, HRS	INVOICES VERIFIED BY INTERPRETIVE AND ADMIN STAFF PRIOR TO PAYMENT	N	S
LNR806	A	\$ 111,791	O	\$ 130,000.00	\$ 18,209.32	6/4/2018	7/1/2017	11/30/2018	PACIFIC HISTORIC PARKS	PROV F/TRANSLATION SVCS OF THE DIAMOND HEAD MONUMENT SELF-GUIDED AUDIO	GRANT-IN-AID - TO BE CLOSED	N	S
LNR806	C	\$ 55,074	M	\$ 63,349.00	\$ 8,275.47	6/19/2018	4/11/2019	1/6/2020	STERLING PACIFIC CONSTRUCTION	DIAMOND HEAD STATE MONUMENT SEWER LIFT STATION REPLACEMENT-DIAMOND HEAD,	ENGINEERING DIVISION PROCESSING CONTRACT CLOSE-OUT DOCUMENTS	Y	S
LNR806	C	\$ -	O - Based on Services Rendered	\$ 500,000.00	\$ 500,000.00	6/26/2018	7/1/2015	6/23/2023	AHA HUI E KALA	CONSTRUCTION F/THE EDUCATIONAL CENTER AT LAWAI INTL CENTER	INVOICES VERIFIED BY INTERPRETIVE AND ADMIN STAFF PRIOR TO PAYMENT	N	S
LNR806	C	\$ 25,877	M	\$ 37,240.00	\$ 11,362.59	6/28/2018	8/13/2018	12/31/2019	LEE, R. H. S., INC.	INDIVIDUAL WASTEWATER SYSTEMS IMPROVEMENTS AT KEAIWA HEIAU STATE	ENGINEERING DIVISION PROCESSING CONTRACT CLOSE-OUT DOCUMENTS	Y	S
LNR806	C	\$ -	M	\$ 39,135.00	\$ 39,135.00	9/6/2018	9/13/2018	12/31/2023	UNEMORI, WARREN S. ENGINEERING	PALAAU STATE PARK IMPROVEMENTS, MOLOKAI, HAWAII - JOB #F60C623A	ENGINEERING DIVISION MONITORING PROGRESS AND VERIFIES INVOICE FOR PAYMENT	Y	S
LNR806	C	\$ 125,105	M	\$ 236,207.00	\$ 111,102.41	11/19/2018	10/30/2018	12/31/2023	WILSON OKAMOTO CORPORATION	IAO VALLEY STATE MONUMENT PARK IMPROVEMENTS, MAUI, HAWAII	ENGINEERING DIVISION MONITORING PROGRESS AND VERIFIES INVOICE FOR PAYMENT	Y	S
LNR806	C	\$ 165,511	M	\$ 195,300.00	\$ 29,789.34	3/8/2019	6/17/2019	12/31/2021	PAUL'S ELECTRICAL CONTRACTING,	DIAMOND HEAD STATE MONUMENT TRAFFIC CONTROL IMPROVEMENTS KAHALA TUNNEL,	ENGINEERING DIVISION MONITORING PROGRESS AND VERIFIES INVOICE FOR PAYMENT	Y	S
LNR806	C	\$ 303,140	M	\$ 416,711.00	\$ 133,571.29	3/14/2019	3/29/2019	12/31/2024	TANAKA, R.T. ENGINEERS, INC.	WAIANAPANAPA STATE PARK NEW COMFORT STATION, MAUI, HI - JOB #F55C642F	ENGINEERING DIVISION MONITORING PROGRESS AND VERIFIES INVOICE FOR PAYMENT	Y	S
LNR806	C	\$ 291,828	M	\$ 306,000.00	\$ 14,171.92	4/4/2019	5/9/2019	5/9/2020	SITE ENGINEERING, INC.	KALOPA STATE RECREATION AREA ADA IMPROVEMENTS, HONOKAA, HAWAII	ENGINEERING DIVISION PROCESSING CONTRACT CLOSE-OUT DOCUMENTS	Y	S
LNR806	C	\$ 57,423	M	\$ 79,950.00	\$ 22,526.90	6/6/2019	6/27/2019	12/31/2024	AKINAKA & ASSOCIATES, LTD.	UPCOUNTRY MAUI GROUND WATER WELL, MAUI HI - JOB NO J10M11A	ENGINEERING DIVISION MONITORING PROGRESS AND VERIFIES INVOICE FOR PAYMENT	Y	S

Department of Land and Natural Resources
Active Contracts as of December 1, 2022

Table 14

Prog ID	MOF	Amount	Frequency (M/A/O)	Max Value	Outstanding Balance	Date Executed	From	To	Entity	Contract Description	Explanation of How Contract is Monitored	POS Y/N	Category E/L/P/C/G/S/*
LNR806	C	\$ 420,258	M	\$ 449,035.00	\$ 28,777.42	7/8/2019	7/30/2019	12/31/2024	TANAKA, R.T. ENGINEERS, INC.	MAKENA STATE PARK IMPROVEMENTS, PHASE 2, MAUI, HI - JOB #F73C680B	ENGINEERING DIVISION MONITORING PROGRESS AND VERIFIES INVOICE FOR PAYMENT	Y	S
LNR806	C	\$ 564,933	M	\$ 670,000.00	\$ 105,067.28	8/28/2019	6/29/2020	12/31/2021	PETERSON BROS CONSTRUCTION,	SAND ISLAND STATE RECREATION AREA SEWER SYSTEM IMP. PHASE1 SEWER LINE A	ENGINEERING DIVISION MONITORING PROGRESS AND VERIFIES INVOICE FOR PAYMENT	Y	S
LNR806	C	\$ 176,630	M	\$ 225,500.00	\$ 48,370.00	2/24/2020	2/6/2020	12/31/2025	ENGINEERS SURVEYORS HAWAII,	WAAHILA RIDGE STATE RECREATION AREA PARK IMPROVEMENTS,OAHU,HI	ENGINEERING DIVISION MONITORING PROGRESS AND VERIFIES INVOICE FOR PAYMENT	Y	S
LNR806	C	\$ 31,832	M	\$ 60,000.00	\$ 28,168.21	2/24/2020	3/24/2020	12/31/2024	SSFM INTERNATIONAL, INC.	CONSTRUCTION MGMT SVCS FOR DLNR CONSTRUCTION PROJECTS, KAUAI	ENGINEERING DIVISION MONITORING PROGRESS AND VERIFIES INVOICE FOR PAYMENT	Y	S
LNR806	C	\$ 176,630	M	\$ 225,000.00	\$ 48,370.00	6/5/2020	6/18/2020	12/31/2025	ELEMENT ENVIRONMENTAL, LLC	AHUPUA'A O KAHANA STATE PARK IMPROVEMENTS - OAHU, HI	ENGINEERING DIVISION MONITORING PROGRESS AND VERIFIES INVOICE FOR PAYMENT	Y	S
LNR806	C	\$ 1,113,631	M	\$ 3,795,965.00	\$ 2,682,334.04	10/1/2020	Awaiting NTP	To Be Determ	PROMETHEUS CONSTRUCTION	IAO VALLEY STATE MONUMENT FLOOD REPAIRS & IMPROVEMENTS,WAILUKU,MAUI, HI	ENGINEERING DIVISION MONITORING PROGRESS AND VERIFIES INVOICE FOR PAYMENT	Y	S
LNR806	C	\$ 222,628	M	\$ 270,000.00	\$ 47,372.00	10/28/2020	11/13/2020	12/31/2025	PBR HAWAII & ASSOCIATES, INC.	STATEWIDE COMPREHENSIVE OUTDOOR RECREATIONAL PLAN(SCORP) 2020 UPDATE-HI	ENGINEERING DIVISION MONITORING PROGRESS AND VERIFIES INVOICE FOR PAYMENT	Y	S
LNR806	C	\$ 670,394	M	\$ 700,000.00	\$ 29,605.71	11/9/2020	2/16/2021	2/11/2022	HAWAII WORKS, INC.	WAAHILA RIDGE STATE RECREATION AREA PARK IMPROVEMENTS,OAHU,HAWAII	ENGINEERING DIVISION MONITORING PROGRESS AND VERIFIES INVOICE FOR PAYMENT	Y	S
LNR806	C	\$ 868,224	M	\$ 1,815,616.00	\$ 947,391.93	3/15/2021	4/12/2021	10/23/2022	PETERSON BROS CONSTRUCTION,	SAND ISLAND STATE RECREATION AREA SEWER SYST IMPROVEMENTS,PHASE 2	ENGINEERING DIVISION MONITORING PROGRESS AND VERIFIES INVOICE FOR PAYMENT	Y	S
LNR806	C	\$ 57,006	M	\$ 66,793.00	\$ 9,786.64	3/24/2021	4/12/2021	12/31/2026	BOW ENGINEERING & DEVELOPMENT,	WAHIAWA FRESHWATER STATE RECREATION AREA -PHASE 1 IMPROVEMENTS -OAHU,HI	ENGINEERING DIVISION MONITORING PROGRESS AND VERIFIES INVOICE FOR PAYMENT	Y	S

Department of Land and Natural Resources
Active Contracts as of December 1, 2022

Table 14

Prog ID	MOF	Amount	Frequency (M/A/O)	Max Value	Outstanding Balance	Date Executed	From	To	Entity	Contract Description	Explanation of How Contract is Monitored	POS Y/N	Category E/L/P/C/G/S/*
LNR806	C	\$ 92,611	M	\$ 339,261.00	\$ 246,650.32	8/18/2021	8/6/2021	12/31/2026	HELBER, HASTERT & FEE,	WAHIAWA FRESHWATER SRA PARKING IMPROVEMENTS, PHASE 1, OAHU, HI	ENGINEERING DIVISION MONITORING PROGRESS AND VERIFIES INVOICE FOR PAYMENT	Y	S
LNR806	C	\$ 40,282	M	\$ 65,000.00	\$ 24,718.00	12/1/2021	12/31/2021	12/31/2026	MASON ARCHITECTS, INC.	IOLANI PALACE STATE MONUMENT IMPROVEMENTS, PHASE 1, OAHU, HAWAII	ENGINEERING DIVISION MONITORING PROGRESS AND VERIFIES INVOICE FOR PAYMENT	Y	S
LNR806	C	\$ 66,219	M	\$ 130,000.00	\$ 63,781.00	3/9/2022	4/21/2022	12/31/2027	TOWILL, R. M. CORPORATION	SAND ISLAND STATE RECREATION AREA, PHASE I RESOURCE PROTECTION	ENGINEERING DIVISION MONITORING PROGRESS AND VERIFIES INVOICE FOR PAYMENT	Y	S
LNR806	C	\$ -	M	\$ 702,529.00	\$ 702,529.00	7/7/2022	Awtg NTP	Awtg NTP	RMY CONSTRUCTION, INC.	WAHIAWA FRESHWATER STATE RECREATION AREA PHASE 1 IMPROVEMENTS	ENGINEERING DIVISION MONITORING PROGRESS AND VERIFIES INVOICE FOR PAYMENT	Y	S
LNR806	C	\$ 43,700	M	\$ 999,995.00	\$ 956,295.00	7/11/2022	10/17/2022	10/16/2023	IIDA, T. CONTRACTING, LTD.	DIAMOND HEAD STATE MONUMENT IMPROVEMENTS - PHASE I OAHU, HAWAII	ENGINEERING DIVISION MONITORING PROGRESS AND VERIFIES INVOICE FOR PAYMENT	Y	S
LNR806	C	\$ -	M	\$ 2,500,000.00	\$ 2,500,000.00	7/5/2022	11/1/2022	10/31/2023	NA ALI'I CONSULTING & SALES	SAND ISLAND STATE RECREATIONAL AREA, PHASE I RESOURCE PROTECTION IMPROV,	ENGINEERING DIVISION MONITORING PROGRESS AND VERIFIES INVOICE FOR PAYMENT	Y	S
LNR806	C	\$ -	M	\$ 245,274.00	\$ 245,274.00	7/19/2022	10/6/2022	12/31/2028	KAI HAWAII, INC.	WAIMEA CANYON STATE PARK COMPLEX PARK IMPROVEMENTS - PHASE 3	ENGINEERING DIVISION MONITORING PROGRESS AND VERIFIES INVOICE FOR PAYMENT	Y	S
LNR806	C	\$ -	M	\$ 2,489,000.00	\$ 2,489,000.00	6/21/2022	Awtg NTP	Awtg NTP	F&H CONSTRUCTION	WAIANAPANAPA STATE PARK NEW COMFORT STATION, MAUI, HAWAII	ENGINEERING DIVISION MONITORING PROGRESS AND VERIFIES INVOICE FOR PAYMENT	Y	S
LNR806	C	\$ -	M	\$ 125,861.36	\$ 125,861.36	8/22/2022	10/26/2022	12/31/2027	LIMITACO CONSULTING GROUP,	MALAEKAHANA STATE REC AREA, KAHUKU SECTION PARK IMPROVEMENTS PHASE 1	ENGINEERING DIVISION MONITORING PROGRESS AND VERIFIES INVOICE FOR PAYMENT	Y	S
LNR806	C	\$ -	M	\$ 470,000.00	\$ 470,000.00	7/20/2022	Awtg NTP	Awtg NTP	ISEMOTO CONTRACTING CO., LTD.	REPAIR & MAINTENANCE IMPROVEMENTS PHASE 1 HULIHEE PALACE STATE MONUMENT	ENGINEERING DIVISION MONITORING PROGRESS AND VERIFIES INVOICE FOR PAYMENT	Y	S

Department of Land and Natural Resources
Active Contracts as of December 1, 2022

Table 14

Prog ID	MOF	Amount	Frequency (M/A/O)	Max Value	Outstanding Balance	Date Executed	From	To	Entity	Contract Description	Explanation of How Contract is Monitored	POS Y/N	Category E/L/P/C/G/S/*
LNR806	C	\$ -	M	\$ 1,086,871.00	\$ 1,086,871.00	8/18/2022	Awtg NTP	Awtg NTP	CUSHNIE CONSTRUCTION COMPANY	RUSSIAN FORT ELIZABETH HISTORICAL PARK VARIOUS IMPROVEMENTS WAIMEA KAUAI	ENGINEERING DIVISION MONITORING PROGRESS AND VERIFIES INVOICE FOR PAYMENT	Y	S
LNR806	C	\$ -	M	\$ 5,421,942.00	\$ 5,421,942.00	7/8/2022	Awtg NTP	Awtg NTP	KE NUI CONSTRUCTION LLC	MALAEKAHANA STATE RECREATIONAL AREA KAHUKU SECTION PARK IMPROVEMENTS	ENGINEERING DIVISION MONITORING PROGRESS AND VERIFIES INVOICE FOR PAYMENT	Y	S
LNR806	C	\$ -	M	\$ 230,000.00	\$ 230,000.00	8/10/2022	12/2/2022	12/31/2027	AECOM TECHNICAL SERVICES, INC.	DIAMOND HEAD STATE MONUMENT ROCKFALL MITIGATION -HNL,OAHU,HAWAII	ENGINEERING DIVISION MONITORING PROGRESS AND VERIFIES INVOICE FOR PAYMENT	Y	S
LNR806	C	\$ -	M	\$ 168,800.00	\$ 168,800.00	11/23/2022	12/1/2022	11/30/2023	MORIGUCHI ENTERPRISES	OPS & MAINT OF WATER WASTEWATER & SEWAGE SYSTEMS, KAUAI,HAWAII	ENGINEERING DIVISION MONITORING PROGRESS AND VERIFIES INVOICE FOR PAYMENT	Y	S
LNR810	B	\$ 217,984	M	\$ 300,000.00	\$ 82,016.27	1/13/2017	6/28/2016	12/31/2023	AECOM TECHNICAL SERVICES, INC.	TECHNICAL ASSISTANCE & TRAINING FOR DAM SAFETY PROGRAM	ENGINEERING DIVISION MONITORING PROGRESS AND VERIFIES INVOICE FOR PAYMENT	Y	S
LNR810	B	\$ 99,000	M	\$ 400,000.00	\$ 301,000.00	5/5/2017	5/12/2017	12/31/2022	TOWILL, R. M. CORPORATION	HYDROLOGIC AND HYDRAULIC ANALYSIS FOR VARIOUS DAMS	ENGINEERING DIVISION MONITORING PROGRESS AND VERIFIES INVOICE FOR PAYMENT	Y	S
LNR810	B	\$ 251,241	M	\$ 400,000.00	\$ 164,758.69	6/21/2018	7/9/2018	12/31/2023	GANNETT FLEMING, INC.	TECHNICAL ASSISTANCE F/DAM SAFETY PROGRAM - JOB #DS-2018- 01	ENGINEERING DIVISION MONITORING PROGRESS AND VERIFIES INVOICE FOR PAYMENT	Y	S
LNR810	B	\$ 213,465	M	\$ 250,000.00	\$ 36,535.38	8/27/2018	9/6/2018	6/30/2023	UNIVERSITY OF HAWAII	RESERVOIR WATER LEVEL MONITORING	ENGINEERING DIVISION MONITORING PROGRESS AND VERIFIES INVOICE FOR PAYMENT	Y	S
LNR810	B	\$ 298,229	M	\$ 300,000.00	\$ 1,770.46	9/21/2018	10/23/2019	12/31/2023	GANNETT FLEMING, INC.	DAM SAFETY - PHASE I INSPECTIONS - MAUI - #DS-2018- 02M	ENGINEERING DIVISION MONITORING PROGRESS AND VERIFIES INVOICE FOR PAYMENT	Y	S
LNR810	B	\$ 198,517	M	\$ 250,000.00	\$ 51,483.06	7/25/2019	8/6/2019	8/6/2024	UNIVERSITY OF HAWAII	RESERVOIR MONITORING STATIONS - YR 2	ENGINEERING DIVISION MONITORING PROGRESS AND VERIFIES INVOICE FOR PAYMENT	Y	S

Department of Land and Natural Resources
Active Contracts as of December 1, 2022

Table 14

Prog ID	MOF	Amount	Frequency (M/A/O)	Max Value	Outstanding Balance	Date Executed	From	To	Entity	Contract Description	Explanation of How Contract is Monitored	POS Y/N	Category E/L/P/C/G/S/*
LNR810	B	\$ 153,702	M	\$ 200,000.00	\$ 46,298.10	9/27/2019	10/18/2019	12/31/2024	AECOM TECHNICAL SERVICES, INC.	DAM SAFETY - 2019 OAHU INSPECTIONS - PROJ #DS-2019-03	ENGINEERING DIVISION MONITORING PROGRESS AND VERIFIES INVOICE FOR PAYMENT	Y	S
LNR810	B	\$ 346,587	M	\$ 400,000.00	\$ 53,413.46	11/8/2019	12/6/2019	12/31/2024	GANNETT FLEMING, INC.	DAM SAFETY SEISMIC HAZARD ASSESSMENT - PROJ #DS-2019-02	ENGINEERING DIVISION MONITORING PROGRESS AND VERIFIES INVOICE FOR PAYMENT	Y	S
LNR810	P	\$ 1,442	M	\$ 79,117.00	\$ 77,674.90	1/29/2021	2/12/2021	12/31/2024	PBR HAWAII & ASSOCIATES, INC.	FLOOD VULNERABILITY ASSESSMENT- MOLOKAI, LANAI, HAWAII	ENGINEERING DIVISION MONITORING PROGRESS AND VERIFIES INVOICE FOR PAYMENT	Y	S
LNR810	B	\$ -	M	\$ 85,000.00	\$ 85,000.00	3/12/2020	8/24/2020	12/31/2024	PBR HAWAII & ASSOCIATES, INC.	STATE NATIONAL FLOODPLAIN INS. PROGRAM(NFIP) COMPLIANCE & IMPLEMENTATION	ENGINEERING DIVISION MONITORING PROGRESS AND VERIFIES INVOICE FOR PAYMENT	Y	S
LNR810	B	\$ 66,352	M	\$ 99,655.00	\$ 33,302.55	3/15/2021	4/6/2021	12/31/2025	APPLIED WEATHER ASSOCIATES LLC	DAM SAFETY-PROBABLE MAXIMUM PRECIPITATION(PMP)STUDY F/ISLAND OF HAWAII	ENGINEERING DIVISION MONITORING PROGRESS AND VERIFIES INVOICE FOR PAYMENT	Y	S
LNR810	B	\$ 66,352	M	\$ 99,655.00	\$ 33,302.55	3/15/2021	4/6/2021	12/31/2025	APPLIED WEATHER ASSOCIATES LLC	DAM SAFETY-PROBABLE MAXIMUM PRECIPITATION(PMP)STUDY F/THE ISLAND OF MAUI	ENGINEERING DIVISION MONITORING PROGRESS AND VERIFIES INVOICE FOR PAYMENT	Y	S
LNR810	B	\$ 66,352	M	\$ 99,655.00	\$ 33,302.55	3/15/2021	4/6/2021	12/31/2025	APPLIED WEATHER ASSOCIATES LLC	DAM SAFETY-PROBABLE MAXIMUM PRECIPITATION(PMP)STUDY F/ISLAND OF OAHU	ENGINEERING DIVISION MONITORING PROGRESS AND VERIFIES INVOICE FOR PAYMENT	Y	S
LNR810	B	\$ 66,352	M	\$ 99,655.00	\$ 33,302.55	3/15/2021	4/6/2021	12/31/2025	APPLIED WEATHER ASSOCIATES LLC	DAM SAFETY-PROBABLE MAXIMUM PRECIPITATION(PMP)STUDY F/ISLAND OF KAUAI	ENGINEERING DIVISION MONITORING PROGRESS AND VERIFIES INVOICE FOR PAYMENT	Y	S
LNR810	B	\$ 47,899	M	\$ 74,910.00	\$ 27,010.93	3/15/2021	4/6/2021	12/31/2025	APPLIED WEATHER ASSOCIATES LLC	DAM SAFETY-PROBABLE MAXIMUM PRECIPITATION(PMP)STUDY F/MOLOKAI & LANAI	ENGINEERING DIVISION MONITORING PROGRESS AND VERIFIES INVOICE FOR PAYMENT	Y	S
LNR810	B	\$ 22,709	M	\$ 250,000.00	\$ 227,290.90	4/2/2021	4/15/2021	3/31/2026	UNIVERSITY OF HAWAII	RESERVOIR MONITORING STATION - YEAR 3 - JOB #DS-2021-02	ENGINEERING DIVISION MONITORING PROGRESS AND VERIFIES INVOICE FOR PAYMENT	Y	G/S

Department of Land and Natural Resources
Active Contracts as of December 1, 2022

Prog ID	MOF	Amount	Frequency (M/A/O)	Max Value	Outstanding Balance	Date Executed	From	To	Entity	Contract Description	Explanation of How Contract is Monitored	POS Y/N	Category E/L/P/C/G/S/*
LNR810	B	\$ 285,485	M	\$ 531,548.00	\$ 246,062.62	9/16/2021	9/23/2021	12/31/2026	GANNETT FLEMING, INC.	DAM SAFETY PHASE 1 INSPECTIONS GROUP 1 STATEWIDE	ENGINEERING DIVISION MONITORING PROGRESS AND VERIFIES INVOICE FOR PAYMENT	Y	S
LNR810	A	\$ 431,714	M	\$ 589,523.00	\$ 157,808.57	4/2/2021	4/13/2021	12/31/2026	KAI HAWAII, INC.	LIHUE-KOLOA FOREST RESERVE- KEAHUA & QUEENSLAND LOW WATER CROSSING, LIHUE	ENGINEERING DIVISION MONITORING PROGRESS AND VERIFIES INVOICE FOR PAYMENT	Y	S
LNR810	P	\$ 2,660	M	\$ 110,000.00	\$ 107,340.00	1/7/2022	3/9/2022	12/31/2027	STANTEC CONSULTING SERVICES	BASE LEVEL ENGINEERING TO DEVELOP GIS DATA, KAUAI, HAWAII	ENGINEERING DIVISION MONITORING PROGRESS AND VERIFIES INVOICE FOR PAYMENT	Y	S
LNR810	B	\$ 1,194	M	\$ 400,000.00	\$ 398,805.56	2/15/2022	4/22/2022	12/31/2027	GANNETT FLEMING, INC.	TECHNICAL ASSISTANCE FOR DAM SAFETY PROGRAM	ENGINEERING DIVISION MONITORING PROGRESS AND VERIFIES INVOICE FOR PAYMENT	Y	S
LNR810	B	\$ -	M	\$ 99,000.00	\$ 99,000.00	7/5/2022	10/12/2022	12/31/2027	AECOM TECHNICAL SERVICES, INC.	TECHNCAL ASSISTANCE F/DAM SAFETY PROGRAM STATEWIDE HAWAII	ENGINEERING DIVISION MONITORING PROGRESS AND VERIFIES INVOICE FOR PAYMENT	Y	S
LNR906	C	\$ 1,874,001	M	\$ 1,942,566.00	\$ 68,565.47	2/5/2014	5/15/2014	12/31/2016	AMERICAN MARINE CORPORATION	KEEHI SMALL BOAT HARBOR TSUNAMI DAMAGE REPAIRS JOB#BOBOR1-01	ENGINEERING DIVISION PROCESSING CONTRACT CLOSE- OUT DOCUMENTS	Y	S
LNR906	C	\$ 520,787	M	\$ 568,842.04	\$ 48,055.00	9/22/2014	11/26/2014	12/31/2022	BROWN AND CALDWELL	ADA IMPROVEMENTS AT DLNR FACILITIES, STATEWIDE, JOB NO J00CS68A	ENGINEERING DIVISION MONITORING PROGRESS AND VERIFIES INVOICE FOR PAYMENT	Y	S
LNR906	A	\$ 117,415	M	\$ 194,280.60	\$ 76,865.90	1/27/2021	1/1/2021	1/31/2024	781/811 KOLU STREET, LLC	DAGS LEASE #75-23-0475 FOR KAHOOLAWE ISLAND RESERCE	KIRC STAFF REGULARLY MONITORS CONTRACT PERFORMANCE AND VERIFIES PROGRESS FOR PAYMENT.	N	L
LNR906	T	\$ 15,451	M	\$ 25,741.82	\$ 10,291.13	4/28/2019	11/6/2019	1/4/2020	J'S INT'L INC.	KUHIO BEACH STUB GROIN EROSION REMEDIATION, HONOLULU	ENGINEERING DIVISION PROCESSING CONTRACT CLOSE- OUT DOCUMENTS	Y	S
LNR906	T	\$ 38,117	M	\$ 75,012.07	\$ 36,894.62	5/3/2021	5/1/2021	4/30/2022	HARMER RADIO & ELECTRONICS, INC	KAHO'OLAWA ISLAND RESERVE COMMUNICATIONS MGMT SVCS - IFB OPS21-COM01	KIRC STAFF REGULARLY MONITORS CONTRACT PERFORMANCE AND VERIFIES PROGRESS FOR PAYMENT.	Y	S
LNR906	T	\$ 231,391	M	\$ 497,297.67	\$ 265,906.62	5/3/2021	5/16/2021	5/15/2022	DAWSON SOLUTIONS LLC	KAO'OLAWA ISLAND BASE CAMP OPS-MANAGE BASE CAMP & FACILITIES	KIRC STAFF REGULARLY MONITORS CONTRACT PERFORMANCE AND VERIFIES PROGRESS FOR PAYMENT.	Y	S

Department of Land and Natural Resources
Active Contracts as of December 1, 2022

Table 14

<u>Prog ID</u>	<u>MOF</u>	<u>Amount</u>	<u>Frequency</u> <u>(M/A/O)</u>	<u>Max Value</u>	<u>Outstanding</u> <u>Balance</u>	<u>Date</u> <u>Executed</u>	<u>From</u>	<u>To</u>	<u>Entity</u>	<u>Contract Description</u>	<u>Explanation of How Contract is</u> <u>Monitored</u>	<u>POS</u> <u>Y/N</u>	<u>Category</u> <u>E/L/P/C/G/S/*</u>
LNR906	T	\$ 1,320	O	\$ 50,500.00	\$ 49,180.00	9/20/2021	9/20/2021	12/30/2022	WINDWARD AVIATION, INC.	REMOVING MARINE DEBRIS FROM KKANAPOU ON KAHOOLAWA	KIRC STAFF REGULARLY MONITORS CONTRACT PERFORMANCE AND VERIFIES PROGRESS FOR PAYMENT.	Y	S
LNR906	T	\$ 11,222	M	\$ 56,495.00	\$ 45,273.13	4/14/2022	6/16.22	12/31/2027	BOW ENGINEERING & DEVELOPMENT,	DAR KAUAI WORK STATION SITE WORK, KAUAI, HAWAII	ENGINEERING DIVISION MONITORING PROGRESS AND VERIFIES INVOICE FOR PAYMENT	Y	S

Department of Land and Natural Resources
Capital Improvements Program (CIP) Requests

Table 15

<u>Prog ID</u>	<u>Prog ID</u> <u>Priority</u>	<u>Dept- Wide</u> <u>Priority</u>	<u>Senate</u> <u>District</u>	<u>Rep.</u> <u>District</u>	<u>Project Title</u>	<u>MOF</u>	<u>FY24 \$\$\$</u>	<u>FY25 \$\$\$</u>
LNR141	1	1	SW	SW	Lump Sum Major CIP, Statewide	C	\$ 20,000,000	\$ 20,000,000
LNR141	2	2	SW	SW	Lump Sum Minor Repairs and Maintenance, Statewide	A	\$ 10,000,000	\$ 10,000,000

Department of Land and Natural Resources
CIP Lapses

Table 16

<u>Prog ID</u>	<u>Act/Year of Appropriation</u>	<u>Project Title</u>	<u>MOF</u>	<u>Lapse Amount</u> <u>\$\$\$\$</u>	<u>Reason</u>
LNR101	248/22	Demolition and Removal of Existing Improvements, Hilo, Hawaii	B	\$ 12,000,000	Special Land Development Fund is unable to fund the construction of this project

Department of Land and Natural Resources
 Program ID Sub-Organizations

<u>Program ID</u>	<u>Sub-Org Code</u>	<u>Name</u>	<u>Objective</u>
LNR101	EA	Public Lands Management/Land Management Division	<p>The Land Division is responsible for overseeing approximately 1.3 million acres of public lands. The vast majority of these lands comprise ceded lands in that they were ceded to the United States by the Republic and returned upon admission as a state. Much of these lands have been set aside to other governmental agencies for such purposes as schools, parks, forest reserves and State or County office buildings. The land division also leases out a portion of these land to private parties for such purposes as agriculture, pasture, commercial, industrial, resort and renewable energy projects.</p> <p>The Office of Conservation and Coastal Lands (OCCL) is under LNR 101. The OCCL processes: Conservation District Use Permits (CDUP), prosecution of land use violations, resolution of shoreline encroachments, enactment of beach restoration projects (i.e. Waikiki Beach Improvements/Kaanapali Beach and Dune Enhancement), administration of contested cases involving Conservation District Use Permit's and shoreline certifications. OCCL provides information to landowners, decision makers and the general public regarding Conservation District matters. OCCL provides direction and guidance on a wide variety of coastal issues. This includes response to coastal erosion, coastal development setbacks, and beach nourishment. OCCL is in charge of the Hawaii Climate Adaptation Initiative (OP is Co-Chair) and is developing the State Sea Level Rise Vulnerability and Adaptation Report.</p>
LNR102	EB	Legacy Land Conservation Program	To Invest money every year to protect the State's natural capital base by conserving land for watershed protection, coastal preservation, flood prevention, parks, habitat protection, cultural preservation, agricultural production, and open space and scenic resources (Act 156, SLH 2005).
LNR111	BA	Conveyances and Recording/Conveyances Division	To serve and protect the public by providing for an accurate, timely, permanent and accessible system for recording, maintaining and preserving land title documents, related maps and facilitating Uniform Commercial Code filings.

Department of Land and Natural Resources
Program ID Sub-Organizations

Table 17

<u>Program ID</u>	<u>Sub-Org Code</u>	<u>Name</u>	<u>Objective</u>
LNR141	GA	Water and Land Development/Dowald-Water and Land Development	Promote economic development and enhance public welfare by developing water supplies and state lands, with priority given to state-sponsored projects. Investigate and develop traditional and alternative water sources to augment and conserve existing supplies while meeting the increasing demands of state-sponsored projects. Provide engineering services to other divisions of the Department and other state agencies to execute Capital Improvements Program (CIP) and/or operating, maintenance and repair projects. Effectively manage geothermal resources and its development to protect the health and safety, and to ensure continued viability of the resource for the future.
LNR172	DA	Forestry Resource Management & Development/Forestry Division	To strengthen the State's economic opportunities through forest resource management to improve and assist in the sustainable production of forest products and services from forest reserves and other public and private lands. To promote resource restoration and conservation through outreach and education.
LNR401	CA	Ecosystem Protection and Restoration/Aquatic Resources Division	To preserve and enhance native and indigenous fish and other aquatic species and their habitats for Hawaii's people and its visitors through active protection, restoration, public information and education, and other effective management measures. Manage the wise use of Hawaii's fishery resources and other aquatic life for Hawaii's people and its visitors by providing opportunities in freshwater and marine areas for fishing, diving, photography, or nature study, by providing opportunities and facilities for skill development, and by the implementation of effective resource management, appropriate regulatory frameworks, outreach, collaboration, and the wise use of and the long-term sustainability of Hawaii's fishery resources. Coordinate with other resource management agencies in the management of fishery resources for the people of Hawaii. Enriches the lives of people of all ages of the respective counties within the State of Hawaii by providing aquatic resource management at an appropriate level. Takes into account the differences between each County in Hawaii and consults with the appropriate moku on resource management.
LNR402	DA	Natural Resources and Fire Protection Program/Wildlife Section	Manage habitats to protect, maintain, and enhance the biological integrity of native ecosystems. Reduce the impacts of wildfires on native ecosystems and watersheds. Reduce the impacts of invasive species on native resources. Protect, maintain, and enhance native species populations, and recover threatened and endangered species.

Department of Land and Natural Resources
 Program ID Sub-Organizations

<u>Program ID</u>	<u>Sub-Org Code</u>	<u>Name</u>	<u>Objective</u>
LNR402	DB	Natural Resources and Fire Protection Program/Wildlife Section	Promote outreach and foster partnerships to improve public understanding, responsibility, and participation in natural resource protection. Conduct monitoring and evaluation to guide the development of recovery and management plans, and ensure cost effective adaptive management of implementation actions.
LNR404	GC	Water Resources/CWRM - Water Code	To set overall water conservation, quality and use policies, define reasonable and beneficial uses, protect ground and surface water resources, watersheds and natural stream environments, establish criteria for water use priorities while assuring appurtenant rights and existing correlative and riparian uses and establish procedures for protecting and managing Hawaii's water resources.
LNR405	HB	Conservation and Resources Enforcement/Enforcement	To effectively uphold the laws that serve to protect, conserve and manage Hawaii's unique and limited natural, cultural and historic resources held in public trust for current and future generations of visitors and the people of Hawaii nei.
LNR407	NA	Natural Area Reserves and Watershed Management/Native Ecosystem Section	To protect, restore, and enhance Hawaii's natural areas, forested watersheds, native ecosystems, unique native plant and animal species, and cultural and geological features for their inherent cultural, scientific, educational and economic values for the enrichment of present and future generations.
LNR 801	CH	Ocean-Based Recreation/Administration	To enrich the lives of people of all ages, both residents and visitors alike, by providing opportunities and facilities for developing skills and participating in both organized and non-organized ocean-based outdoor activities such as boating of all types, salt water fishing, surfing, sailboarding and diving, ocean swimming and other related activities of all types.
LNR802	HP	Historic Preservation/Historical Preservation	To develop and maintain a comprehensive program of historic preservation to promote the use and conservation of historic properties for the education, inspiration, pleasure and enrichment of the citizens of Hawai'i.
LNR804	DA	Forestry and Outdoor Recreation/Forest Recreation Section	To provide managed opportunities and facilities for the public to engage in multi-use outdoor recreation activities (hiking, biking, equestrian riding, off-highway vehicle use, hunting, and camping), while also providing access for resource management. To maintain and enhance a public hunting program to control animal damage in watershed areas, and to provide a source of food and outdoor recreation for the public. To document and inventory ownership of historic trails and old government roads for public use.

Department of Land and Natural Resources
 Program ID Sub-Organizations

Table 17

<u>Program ID</u>	<u>Sub-Org Code</u>	<u>Name</u>	<u>Objective</u>
LNR806	FA	Parks Administration and Operations/State Parks Division	Maintain natural and cultural parks, facilities, and resources for current and future generations. Provide safe public access to state parks containing both sensitive natural resources and historic sites.
LNR806	FI	Parks Administration and Operations/Park Interpretation	Educate the public in accessing sensitive resources and historic sites by developing interpretive programs, signage and providing public information. Expand the Interpretive Technician staff to educate and interact with the public for enrichment of experience and to improve safety and compliant behavior.
LNR810	GD	Prevention of Natural Resources/Dowald-Flood Control and Dam Safety	Protect people, property, and natural resources from natural hazards through planning, management, mitigative efforts, and regulatory programs (including the National Flood Insurance Program - NFIP).
LNR906	AA	LNR - Natural and Physical Environment/Departmental Administration - LNR	To enhance program effectiveness and efficiency by formulating policies, directing and coordinating operations and personnel, and providing other administrative and support services.
LNR907	AB	Aha Moku Advisory Committee	To bring the people (na iwi o ka'aina) and the public trust, and their voices and decisions forward to all policy makers regarding the sustainability and perpetuation of all natural and cultural resources connected to the akua that created the 'aina/land, and 'aina from which the kanaka was born.
LNR908	AC	Kahoolawe Island Reserve Commission	To protect and manage the use and resources of the Kaho`olawe Island Reserve; provide safe and meaningful public access to the Kaho`olawe Island Reserve; restore the devastated landscape of Kaho`olawe; and care for the island's unique cultural and historic resources.
LNR909	AD	Mauna Kea Stewardship and Oversight Authority	To manage land uses, human activities, other uses and access, stewardship, education, research, disposition, and overall operations of the Mauna Kea lands.

Department of Land and Natural Resources
Organization Changes

<u>Year of Change</u> FY24/FY25	<u>Description of Change</u>
FY23	Extend budgeted exempt position 117517 not-to-exceed 06-30-23.
FY23	Relocate position 2731 from the Secretarial/Clerical Services to the Deputy to the Chairperson-Board of Land and Natural Resources effective 12-07-22.
FY23	Redescribe position 2731 from Office Assistant III to Administrative Services Assistant pending approval of variance request.
FY23	Redescribe position 2961 from Account Clerk V to Account Clerk IV effective 08-09-22.
FY23	Relocate position 120594 from the Aquatic Resources Division, Administrative Services Office effective 11-03-22.
FY23	Relocate positions 110303 and 118265 from the Division of Forestry and Wildlife, Administrative Management Office effective 11-03-22.
FY23	Relocate position 46758 from the Division of Boating and Ocean Recreation, Staff Services Office effective 11-03-22.
FY23	Relocate position 52375 from Division of Conservation and Resources Enforcement effective 11-03-22.
FY23	Relocate position 12969 from the Division of State Parks, Staff Services effective 11-03-22.
FY23	Relocate position 9912 from the Expenditure Section I to the Revenue Section effective 11-03-22.
FY23	Relocate position 121362 from the Expenditure Section I to the Expenditure Section II effective 11-03-22.
FY23	Relocate position 50939 to the Program Operations Support Financial Management Staff effective 11-03-22.
FY23	Extend budgeted exempt position 122530 not-to-exceed 06-30-23.
FY23	Extend budgeted temporary civil service position 118972 not-to-exceed 06-30-23.
FY23	Relocate position 52375 to the Administrative Services Office, Program Operations Support Financial Management Staff effective 11-03-22.
FY23	Relocate position 120594 to the Administrative Services Office, Program Operations Support Financial Management Staff effective 11-03-22.
FY23	Relocate position 120594 to the Administrative Services Office, Program Operations Support Financial Management Staff effective 11-03-22.
FY23	Convert budgeted civil service positions 122543 and 122712 from temporary to permanent effective 07-01-22 per Act 248, SLH 2022.
FY23	Extend budgeted temporary civil service position 116574 not-to-exceed 06-30-23.
FY23	Extend budgeted temporary civil service position 116575 not-to-exceed 06-30-23.
FY23	Convert budgeted civil service position 122714 from temporary to permanent effective 07-01-22 per Act 248, SLH 2022.
FY23	Extend budgeted temporary civil service position 118250 not-to-exceed 06-30-23.
FY23	Convert budgeted civil service position 121976 and 122213 from temporary to permanent effective 07-01-22 per Act 248, SLH 2022.
FY23	Establish budgeted civil service position 124493 effective 10-21-22 per Act 248, SLH 2022.
FY23	Redescribe position 123131 from Natural Resources Management Specialist III to Natural Resources Management Specialist IV effective 12-16-22.
FY23	Relocate positions 110303 and 118265 to the Administrative Services Office, Program Operations Support Financial Management Staff effective 11-03-22.
FY23	Extend budgeted temporary civil service positions 122487, 122328, 122329, and 122966 not-to-exceed 06-30-23.
FY23	Convert budgeted civil service position 122326 from temporary to permanent effective 07-01-22 per Act 248, SLH 2022.
FY23	Convert budgeted civil service position 121624 from temporary to permanent effective 07-01-22 per Act 248, SLH 2022.
FY23	Extend budgeted temporary civil service position 122005 not-to-exceed 06-30-23.

Department of Land and Natural Resources
Organization Changes

<u>Year of Change</u> FY24/FY25	<u>Description of Change</u>
FY23	Extend budgeted exempt position 117517 not-to-exceed 06-30-23.
FY23	Extend budgeted temporary civil service positions 122278, 122501, 122574, 122817 and 122821 not-to-exceed 06-30-23.
FY23	Convert budgeted civil service position 122003 from temporary to permanent effective 07-01-22 per Act 248, SLH 2022.
FY23	Extend budgeted temporary civil service positions 122836 and 122857 not-to-exceed 06-30-23.
FY23	Convert budgeted civil service positions 122488 and 122243 from temporary to permanent effective 07-01-22 per Act 248, SLH 2022.
FY23	Redescribe exempt position 121586 from Shoreline Disposition Specialist to Shoreline Specialist and relocate from Oahu District Branch to Land
FY23	Relocate position 12969 to Administrative Services Office, Program Operations Support Financial Management Staff effective 11-03-22.
FY23	Redescribe position 117778 from General Laborer I to Park Caretaker II effective 11-23-22.
FY23	Establish budgeted civil service positions 124540, 124541 and 124542 effective 12-05-22 per Act 248, SLH 2022.
FY23	Establish budgeted civil service position 124569 effective 12-16-22 per Act 248, SLH 2022.
FY23	Extend budgeted exempt positions 100377, 100378, 121283, and 122938 not-to-exceed 06-30-23.
FY23	Extend budgeted exempt position 102055 not-to-exceed 06-30-23.
FY23	Relocate position 46758 to the Administrative Services Office, Program Operations Support Financial Management Staff effective 11-03-22.

Department of Land and Natural Resources
American Rescue Plan Act Fund Initiatives

Prog ID	Amount Allotted	Budget for Personnel	Budget for OCE (Other Than Contracts)	Budget for Contracts	Dates of Initiative		Initiative Description	Appropriating Act or GOV	Is This A New Initiative Or An Enhancement To An Existing Initiative/Program
					From	To			
LNR141	\$ 150,000	\$ -	\$ -	\$ 150,000	5/11/2021	6/30/2023	Black Cinder Quarry Site Survey, Island of Hawaii - to identify the most suitable location(s) for black cinder cone quarries on the Island of Hawaii.	Act 191, SLH 2021	New Initiative
LNR153	\$ 1,000,000	\$ -	\$ -	\$ 1,000,000	5/11/2021	6/30/2023	Sea Urchin Hatchery Repair	Act 88, SLH 2021	New Initiative
LNR172	\$ 750,000	\$ -	\$ 104,340	\$ 645,660	5/11/2021	6/30/2023	State Tree Nursery	Act 192, SLH 2021	Enhancement to an existing initiative/program
LNR402	\$ 995,000	\$ -	\$ 100,000	\$ 895,000	5/11/2021	6/30/2023	Rapid Ohia Death Response	Act 88, SLH 2021	Enhancement to an existing initiative/program
LNR402	\$ 120,000	\$ -	\$ -	\$ 120,000	5/11/2021	6/30/2023	Rapid Ohia Death Response	GOV	Enhancement to an existing initiative/program
LNR405	\$ 2,548,290	\$ -	\$ 2,548,290	\$ -	5/11/2021	6/30/2023	DOCARE Entry Level Training Academy Course of Instruction and new hire equipment support.	Act 88, SLH 2021	Enhancement to an existing initiative/program
LNR407	\$ 5,000,000	\$ -	\$ -	\$ 5,000,000	5/11/2021	6/30/2023	Green Jobs Youth Corps Program	Act 181, SLH 2021	New Initiative
LNR802	\$ 1,700,000	\$ -	\$ -	\$ 1,700,000	5/11/2021	6/30/2023	Archaeological Survey and Predictive Modelling	GOV	New Initiative
LNR806	\$ 728,080	\$ -	\$ -	\$ 728,080	5/11/2021	6/30/2022	Parks Administration and Operation - Lifeguard contracts (Fully Expended)	Act 88, SLH 2021	Enhancement to an existing initiative/program (Fully Expended)