

DLNR Mission

Enhance, protect, conserve and manage
Hawaii's unique and limited natural,
cultural and historic resources

held in public trust for current and future
generations of the people of Hawaii Nei,
and its visitors,

in partnership with others from the public
and private sectors



'Akikiki feeding (PC: DLNR)

DLNR Goal:

Meet our mission to manage Hawaii's amazing and diverse Natural Resources.

To meet our mission, the Department's supplemental budget request includes:

- Special Fund **ceiling** increases
- **Restoring positions** and funding cuts
- Restoring funding to **programs** that were cut due to COVID-19
- **New** funding and positions that are **critical** to our operations.
- CIP funds for **critical infrastructure**
- <https://storymaps.arcgis.com/stories/2c31bd7dfde440e89b173c00fd38641a>



Lake Wai'au, Mauna Kea, Hawai'i

LNR101 Land Division



Future Hawaii District Branch Office

Supplemental Budget Request:

- Add **\$3 Million** from **B (S-316, SLDF)** funds for Hawaii District Branch, **Land Office** Renovation
- Establish a **Planner VI** position (SR26 Step H, B funds) in the administration.
- **Replace funding** for the **Supervising Land Agent** (SR26 Step H, B funds)
- Establish **seven (7) Property Manager/Land Agent** positions (SR25 Step H, B Funds) to ensure timely property inspections

LNR101 Land Division Supplemental Budget Cont.

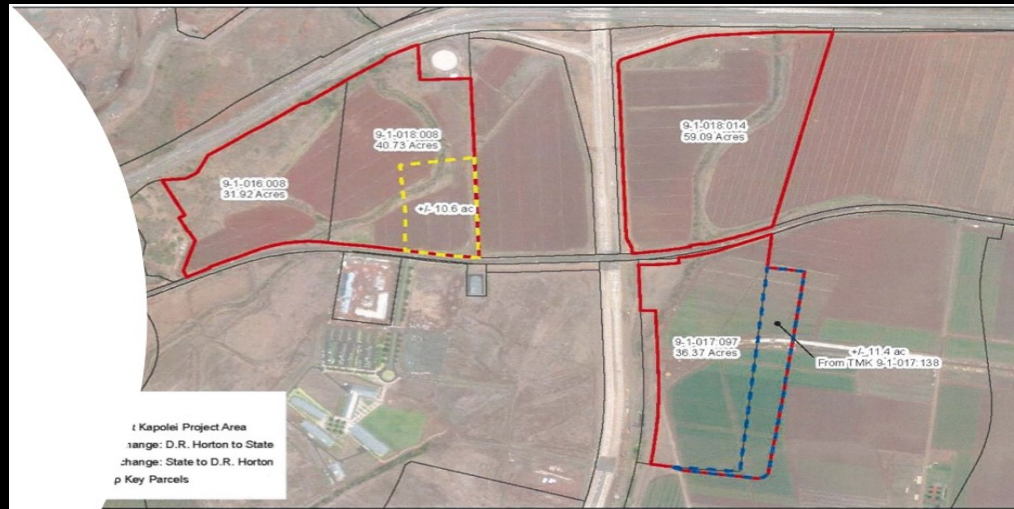
- Increase the **Spending Ceiling** for Land Division Fund (S-316, SLDF) by **\$3M** per year to address:

Inflationary pressures that have **increased operating costs.**

- 30% rise in **Appraisal costs**
- **Consultant Costs** for all phases of planned development projects.

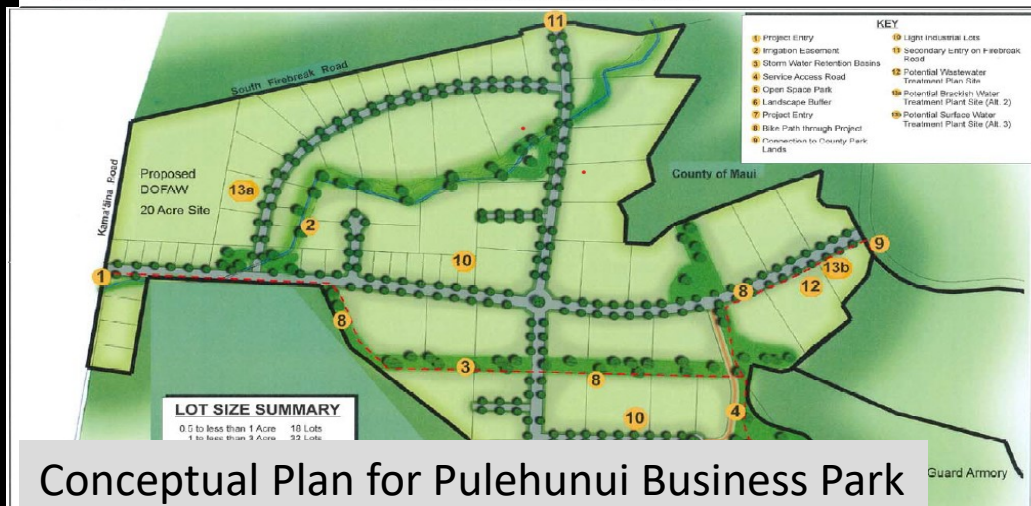
Public health and safety issues

- **Maintain East Kauai irrigation system.**
- **Dam safety on public lands -- Address increased climate change risk to climate dams and reservoirs on public lands.**
- **Address hazardous conditions such as rockfalls and the unauthorized occupation of public lands.**



LOCATION MAP
DLNR EAST KAPOLEI
STRATEGIC DEVELOPMENT PLAN

EXHIBIT A
Image Source: RM Town



Conceptual Plan for Pulehunui Business Park



LNR101 OCCL

- In January 2021 OCCL placed 20,000 cubic yards of **sand** on the **Kūhiʻo beach** sector of Waikīkī, increasing the size of the beach by 52,141 square feet.
 - **Next phase:** Fort DeRussy and Kawehewehe sectors.
 - Supplemental Request:
 - Supplemental \$1.85 M in General Obligation Bonds for construction.
- To be matched by
- \$3.5 M in trust funds
 - \$3 M in private contributions

LNR111

Bureau of Conveyance

Accomplishments:

- **Remained open** throughout 2021 through customer appointments with safe COVID-19 protocols
- Completed **Land Records System** replacement - significant technical upgrade in March 2021
- Completed Phase III and procured Phase IV of V of its ongoing **Digitization Project** in 2021



The Bureau's Library

Engineering: LNR141 Water and Land Development

- **\$3.3 M Upcountry Maui Exploratory Well** project
Water for public projects and domestic use
started in Feb 2021
expected to be completed by Aug 2022.
- **\$18 M Lahaina Small Boat Harbor Ferry Pier**
expected to be completed by Dec 2022.
- **\$900,000 Oahu DOFAW Kawainui Marsh Baseyard
new storage building** completed in Feb 2021.
- FY23 Operating Budget Request:
 - Proposed restoration of funding to **3 Engineer positions**
 - Supplemental funds (MOF A) for payroll and other current expenses.



Continued implementation of CIP projects boosts the construction industry & economy.

Nuuanu Dam No 4, Oahu (Improvements, Feb 2021)



Kaupakalua Dam Spillway, Maui (Storm Event, Mar 2021)



Kaupakalua Dam, Maui (Dam Removal, Nov 2021)



Engineering Division
LNR810 – Prevention
of Natural Disasters
(Flood Control/Dam
Safety)

- LNR810 is funded entirely by the Dam & Reservoir Safety Special Fund and transfers from the Special Land and Development Fund. This program is important to minimize the risk of a dam failure.
- In March 2021, \$2.04 M in contingency general fund restrictions from various DLNR programs were released to accelerate the program’s emergency dam safety inspections statewide. All dam safety field inspections are done, and report findings are being prepared.

LNR153, 401, 805 – Aquatic Resources

MAHALO!

Seven DAR Administrative Bills passed in 2021


Several key positions created

2021 Accomplishments

- Revenue generation to support aquatic programs
- Enhanced Fisheries Regulations
- Ecosystem Restoration and Response
- Fisher engagement
- Re-organization



FY 23 SUPPLEMENTAL BUDGET REQUEST



- Restore **Operating Funds** and **Positions** lost due to Pandemic related economic crisis.
- CIP- Upgrade **Anuenue Fisheries Research Center** to increase fish stock and aquaculture development – e.g. **fingerlings** for fishponds
- **Ceiling adjustments** for new Revenue Generating Bills passed in the 2021 Legislative Session
 - Ocean Stewardship Special Fund (Establish Season)
 - Sport Fish Special Fund (raise ceiling for non-residential fishing license.

LNR407, 402: Endangered Species

Division of Forestry & Wildlife



Accomplishments

- 284-acre Lehua Island declared rat-free
- 'Ua'u found on Mauna Kea – population not seen since 1954
- Successful reintroduction of Oahu's orange-black damselfly
- New plant and snail species discovered

CIP Requests ()

- Infrastructure for Lehua island (\$60k), Kaua'i.
- Four snail predator proof fences across Moloka'i, West Maui, and Ko'olau Mtns (\$150k each)
- Insectary renovations for mosquito project (\$100k)
- Rare plant nursery improvements (\$240k)
- Mauna Kea 'Ua'u & silversword predator proof fence (\$160k) and Mauna Kea fence (\$200k)

LNR172

Division of Forestry & Wildlife

- Community Supported Land Acquisitions at Kāneʻohe Pali and Maunawili (CIP Requests)



LNR101 Legacy Land

- Since FY20, completed 6 acquisitions:
 - Hawai'i: Kapanai'a (Kohala), Kaunāmano (Ka'ū)
 - Maui: Kamehamenui Forest (Kula), Maka'alae (Hāna)
 - O'ahu: Hakipu'u (Ko'olaupoko), Pia (Kona)
- Future grants limited by ceiling restrictions and a cap on revenue deposits



LNR172, 402 & 407 Operating Requests Division of Forestry & Wildlife

2021 accomplishments include assisting counties on **Waimea fire** response and organizing **COVID-19 vaccination ops**

FY23 Request:

- \$1.1M Recurring for Fire & Emergency Response (Pre-During-Post)
- Support 19 Positions Abolished or De-funded
 - Trained wildland fire fighters and incident command responders
 - Significant cuts to small teams
- Restore LNR172 funding for tree planting, invasive species control, road maintenance, and forest recreation



LNR804

Division of Forestry & Wildlife

Accomplishments:

- partnering with HTA to utilize EDA funds for improving recreational features used by residents and visitors.

FY23 Request:

- Fund LNR804 salary shortfall
- Add operational funds to address:
 - Hazard trees and landslides
 - Trail maintenance
 - Overuse issues

LNR402, 407, 172

CIP Requests

Division of Forestry & Wildlife

- Watershed Initiative: **\$4M additional CIP** requested in FY 23 for **\$8M total request**. Since 2013, CIP and operating funds have been **matched by over \$49 million in non-State funds**.
- State Tree Nurseries (Waimea and Maui)
- Baseyard Infrastructure Investments



CWRM Supplemental Budget Request LNR404

Aquatic Biologist Positions, 4 FTE (\$113,160)

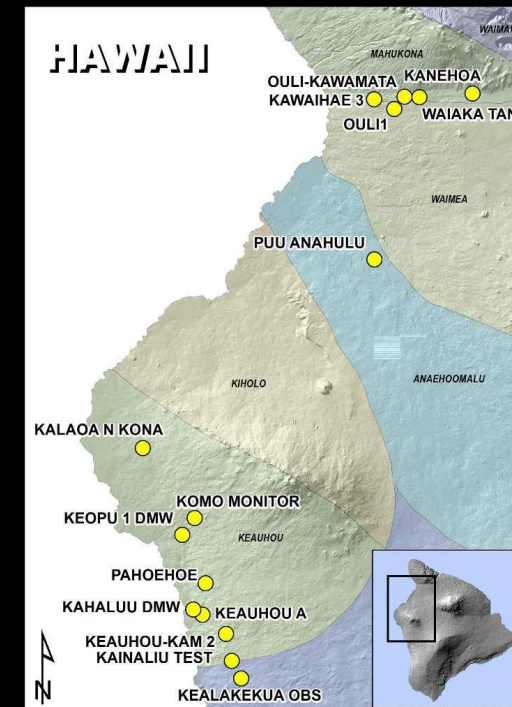
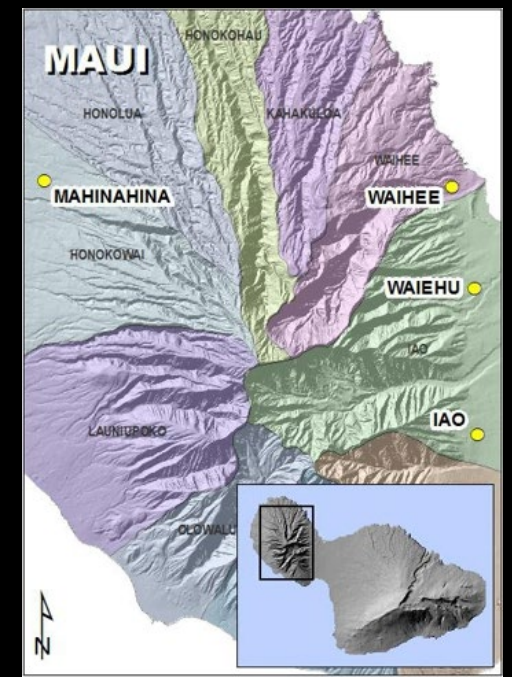
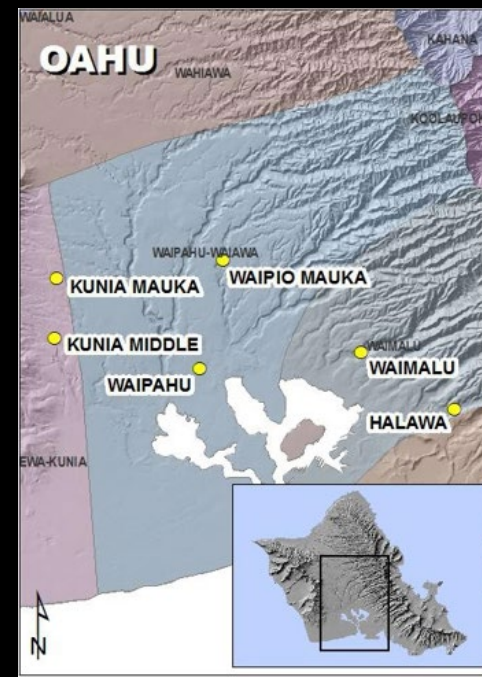
- Essential for setting interim instream flow standards (IIFS)
- Additional staff needed for research, data collection, analysis
- Assess appurtenant rights and public trust purposes
- Currently only 3 staff working on setting IIFS (75 IIFS adopted by CWRM to date)
- 376 perennial streams in Hawai'i
- Hot spots: West Maui, Central Maui (Nā Wai 'Ehā), SW Kaua'i, Moloka'i, Pearl Harbor Streams



CWRM Supplemental Budget Request LNR404

Deep Monitor Wells CIP (\$2,000,000)

- Deep monitor wells crucial to monitoring aquifer health (CWRM currently operates 13 DMW + 26 water level monitor wells)
- Climate change and increasing demands require enhanced monitoring
- 114 aquifer systems; 3,557 MGD sustainable yield
- 2020 USGS Report: additional 204 well sites for monitoring (67 exist statewide)
- Hot spots: Honolulu, Pearl Harbor, Kualapu'u, Central Maui, Keauhou, Waimea (Kamuela)





LNR405 Conservation and Resource Enforcement- 2021 Accomplishments

- Did two recruitments for Conservation Resource Officers in November and December to fill **46 entry level officer** positions statewide.
- Assigned an O'ahu Officer to support the coordination of the Department's actions to deal with **homelessness**, leaving district officers free to deal with **conservation violations**.
- Identified culprit responsible for stream poisoning in the Hilo area. Presented the investigation findings to the BLNR, resulting in the **largest fine** levied by the board against an individual
- Issued citations for **illegal lay net** and take of **undersized or endangered species**.

LNR801 Div. of Boating & Ocean Recreation 2021 CIP Accomplishments



Kukuiula Small Boat Harbor Loading Dock Repair

Scope of Work: Remove damaged wooden loading dock and replace with new aluminum framed loading dock with plastic lumber fenders and fiber reinforced plastic decking.

Cost: \$322,500



Waianae Small Boat Harbor Pier B and C Repair

Scope of Work: Replace damaged concrete main pier and finger piers for Piers B and C. with new concrete main pier and finger piers.

Cost: \$4,807,000



Kikiaola Small Boat Harbor Site Improvements

Scope of Work: Construction of new water main, asphalt pavement resurfacing, new concrete pavement, new boat wash down area, replace concrete boat ramp panels, and new comfort station with wastewater treatment system.

Cost: \$2,300,000

Div. of Boating & Ocean Recreation FY23 Supplemental Budget CIP Projects



Heeia Kea Small Boat Harbor Wastewater

Need: Wastewater treatment system currently under Notice of Violation & Order from DOH to replace existing treatment systems.

Scope of Work: Construction of new package sewage treatment plant.

Budget Amount: \$3,000,000



North Kawaihae Small Boat Harbor Breakwater

Need: The top elevation of the existing breakwater is too low to protect harbor from large ocean swells overtopping it. The breached breakwater is a public safety concern.

Scope of Work: Repair and raise elevation of breakwater.

Budget Amount: \$500,000



Keehi Small Boat Harbor Boat Ramp Loading Dock Repair

Need: The damaged loading dock is heavily used by the public and poses a public safety concern.

Scope of Work: Replace damaged loading dock with new aluminum framed dock with plastic lumber fenders and fiberglass decking.

Budget Amount: \$650,000

LNR802 Historic Preservation-Supplemental Request



Kahalu'u Taro Loi, one of 3 properties owned by SHPD.

- ❖ Increase **SLDF ceiling to fund 3 existing SHPD positions** - 2 Archaeologist IV and an Office Assistant III.
- ❖ **Add 15 positions** to address volume of required reviews under both State and Federal laws.
- ❖ Fund **increased compensation for 21 positions**, making them competitive with the labor market.
- ❖ Restore \$200,000 in ops cut from budget in 2020.
 - Digitization of legacy data into HICRIS
 - Address increased operating costs
- ❖ CIP – Funds for design & planning of East Hawaii Historic Preservation Center to replace Hilo facility.

LNR806 State Parks



- State Parks manages **natural, scenic, and cultural resources** for Hawai'i residents, **visitors, and future generations.**

Plays a key role in Hawaii's **economy**, recognized as both **visitor industry assets** and hotspots for over-tourism.

Although in the top 20 most visited state park systems nationally, ***Hawaii is dead last in park staffing***, with 128 positions to manage 52 parks across 5 islands.

- In 2020, DLNR/State Parks raised fees in all parks for entry, parking, camping and lodging, resulting in greatly increased special fund revenue in 2021.



LNR806 SP Fund Balances



As of December 2021, the S312 Special Fund balance is @ **\$ 9,522,933**


(20% Ceded Land Trust Fund: **\$1,904,586**)

Current net revenue (FY22, partial): **\$7,618,347**

FY 23 Supplemental Budget Request:

- *S312 special fund ceiling be increased to \$12,000,000 (a conservative projection)*
- *Restoration of funding for the 6 unfunded positions in LNR806*

State Parks has crafted a *spending plan* to use the increased revenue to augment general funded operations, allowing the division to cover basic costs and reinvest in Hawaii's State Park System



Beaches of Kaho'olawe



Cultural Uses of Kaho'olawe



Challenges of Restoration

LNR906 Kaho'olawe Island Reserve Commission

In FY 2021, KIRC Implemented CDC COVID-19 Guidelines allowing Kaho'olawe to remain open throughout the year. Required more cleaning and space for people, meaning fewer volunteers allowed on each access.

FY 2023 Supplemental Budget Request

- Restore Funding (\$100,000 from Act 140, SLH 2018, eliminated in FY 22 budget). This funding helps to meet the challenges of restoring Kaho'olawe.
- Add 1.0 FTE Cultural Resource Specialist II position to coordinated cultural resource management and Native Hawaiian Traditional uses of Kaho'olawe.

LNR906 Admin

Accomplishments

Major fines levied by BLNR for illegal aquarium fish, coral damage, stream poisoning and illegal beach structures.

Issued 3 Dam Safety Fines totaling \$37,500

Managed numerous contested cases

Ensured ADA compliance

Worked with DOT to manage homeless camps on DLNR lands

Transparent & Pro-active Media

- 370 videos
- 2 full length TV specials
- 237 News Releases



SUPPLEMENTAL BUDGET REQUEST

- **Re-establish one IT position**, Information Technology Band B, abolished by Act 88, SLH 2021, (MOF A, \$32,310) to support WRIMS Application. Data from this application is critical to the development of the **State Water Plan**.
- Add position and funds for **two Accountant IV positions** (MOF A, \$67,200) to perform financial reporting, analysis and funds management to support better compliance across the Department.
- Special Fund ceiling increase for fringe benefit adjustment (MOF B, \$192,020)



Questions?

**Department of Land and Natural Resources
FY 23 Supplemental Budget Overview**

A. Provide your agency’s mission statement, strategic objectives, goals, and performance metrics. Discuss how the agency will measure progress and what milestones will be tracked.

The Department of Land and Natural Resources’ (DLNR) mission is to enhance, protect, conserve, and manage Hawaii’s unique and limited natural, cultural, and historic resources held in public trust for current and future generations of the people of Hawai’i nei, and its visitors, in partnership with others from the public and private sectors.

DLNR is responsible for managing or overseeing:

- 1.3 million acres of Hawaii’s public lands in forests, parks and other natural areas
- 3 million acres of state ocean waters (including all fisheries, coral reefs, small boat facilities, and ocean recreation)
- All fresh water resources (including more than 376 streams and all ground water aquifers)
- Historic and cultural sites
- Forests and watersheds
- Public beaches
- State parks
- Regulation of dams and reservoirs
- Rockfall mitigation (on public lands)
- Endangered species protection
- Invasive species control
- Regulating 3 million acres of land in the Conservation District

DLNR works in partnership with federal, county, and other state agencies, as well as community groups, non-profit organizations and private land owners, to carry out its mission.

Land Management Division -- LNR101

Land Division (LAND)

Land Division’s purpose is to ensure the effective and efficient use of miscellaneous public lands not otherwise set aside to other agencies, in ways that fulfill the public trust obligations and promote the sustained social, environmental, and economic well-being of Hawaii’s people. The Land Division acquires land needed for public purposes such as protection of conservation and natural resource lands, and works with the Land Board to obtain approval to transfer the management of lands to other government agencies for their respective uses through executive orders, and disposes of land to the private sector through leases, licenses, grants of easements, revocable permits, and rights-of-entry. The Land Division manages about 300 or so short -term permits and 2,000 or so longer-term dispositions such as leases and easements, statewide, for

commercial purposes, and a handful of residential leases and permits. The Land Division also maintains an inventory of State lands and is a repository of government land documents dating back to the Great Mahele of 1848.

Office of Conservation and Coastal Lands (OCCL)

The mission of the Office of Conservation and Coastal Lands (OCCL) is to protect and conserve Conservation District lands and beaches within the State of Hawai'i for the benefit of present and future generations, pursuant to Article XI, Section 1, of the Hawai'i State Constitution, through regulation of uses of public and private lands in the Conservation District. These lands encompass our State's terrestrial and marine environments, with special emphasis on coastal areas and beaches. OCCL seeks to balance the conservation of the State's unique and fragile natural resources with development of these resources for the good of the State.

Bureau of Conveyances (BOC) -- LNR111

The mission of the Bureau of Conveyances is to serve and protect the public by providing for an accurate, timely, and permanent system of recording, maintaining, and preserving land title recordings and related documents and maps for all land transfers in the State of Hawai'i.

Division of Aquatic Resources (DAR) -- LNR153, LNR401, LNR805

The mission of the Division of Aquatic Resources is to manage, conserve and restore the state's stream, reef and ocean aquatic resources and ecosystems for present and future generations through marine resources planning, management, regulation and monitoring.

Division of Forestry and Wildlife (DOFAW) -- LNR172, LNR402, LNR407, LNR804

The mission of the Department of Land and Natural Resource's Division of Forestry and Wildlife is to manage and protect watersheds, native ecosystems, and cultural resources, and provide outdoor recreation and sustainable forest products opportunities, while facilitating partnerships, community involvement and education.

Engineering Division (ENG) -- LNR141, LNR810

The Engineering Division administers programs to: (1) provide engineering services to other divisions of the Department to execute Capital Improvements Program (CIP) and/or operating, maintenance and repair projects; (2) reduce the risk to people, property, and natural resources from natural hazards and the failure of dams and reservoirs, through planning, management, mitigative efforts, educations and administration of compatible regulatory programs (including the National Flood Insurance Program – NFIP); (3) effectively manage geothermal resources and its development to protect the health and safety, and to ensure continued viability of the resource for the future; and (4) promote economic development and enhance public welfare by developing water supplies and state lands in support of State-sponsored projects.

Commission on Water Resource Management (CWRM) -- LNR404

The mission of CWRM is to protect and manage the waters of the State of Hawai'i for present and future generations. To work towards its mission, CWRM: (1) Collects and analyzes hydrologic data and assesses water resource availability and use; (2) Designates water management areas and regulates water use where water resources may be threatened; (3) Establishes instream flow standards on a stream-by-stream basis whenever necessary to protect the public interest in waters of the State; (4) Administers a statewide permitting system for well construction, pump installation, stream channel alteration, and stream diversion works; (5) Administers a water use permitting system in designated water management areas; (6) Develops, implements, and updates comprehensive short and long-range plans to protect, conserve and manage water resources; (7) Investigates and arbitrates water-related complaints/disputes.

Division of Conservation and Resources Enforcement (DOCARE) -- LNR405

The Division of Conservation and Resources Enforcement (DOCARE) has primary responsibility for the enforcement of laws created to manage, protect, and conserve Hawaii's unique and limited, natural, cultural and historic resources. DOCARE is responsible for patrolling and monitoring 3 million acres of marine waters, the largest tropical forest in the nation; the 11th largest forest reserve in the nation of which over 1 million acres have been set aside for hunting; 1.2 million acres of state-owned lands; 2 million acres of conservation lands and 23,000 acres of inland surface waters. Throughout the State, DOCARE officers are required to serve a resident population of approximately 1.4 million and approximately 9 million visitors that utilize Hawaii's resources on a regular basis. Visitor count is a mean average prior to the COVID-19 pandemic.

Division of Boating and Ocean Recreation (DOBOR) -- LNR801

The mission of the Division of Boating and Ocean Recreation is to enrich the lives of people of all ages, both residents and visitors alike, by providing ocean-based opportunities, facilities, activities, skill development, and area management including boating of all types, salt water fishing, surfing, sailboarding and diving, ocean swimming and other ocean activities.

State Historic Preservation Division (SHPD) -- LNR802

The mission of the State Historic Preservation Division is to develop and maintain a comprehensive program of historic preservation through review of projects to assess potential impacts to historic properties, and to promote the use and conservation of historic properties for the education, inspiration, pleasure and enrichment of the citizens of Hawai'i.

Division of State Parks (State Parks) -- LNR806

The mission of the Division of State Parks is to manage, maintain and enhance state park operations and infrastructure and programs for the public by providing statewide administrative and interpretive services, formulating overall policies and plans, and determining current and future needs for state parks and Land and Water Conservation Fund supported activities. To provide public safety and quality to recreational and cultural park experience while minimizing potential impacts to natural and cultural resources when developing and operating state parks.

Administration (Admin) -- LNR906

DLNR Administration's objective is to enhance the effectiveness and efficiency of the Department by formulating policies, directing and coordinating operations, fiscal management, information technology, communications and personnel, and providing other core administrative and support services.

Kaho'olawe Island Reserve Commission (KIRC) -- LNR906

The Kaho'olawe Island Reserve Commission (KIRC) was established, under the Hawai'i Revised Statutes – Chapter 6K, to manage Kaho'olawe, its surrounding waters, and its resources, in trust for the general public and for a future Native Hawaiian sovereign entity. The mission of the KIRC is to implement the vision for Kaho'olawe, in which the kino (physical manifestation) of Kanaloa is restored, and nā po'e (people of) Hawai'i care for the land through the meaningful, safe use of Kaho'olawe for the purposes of the traditional and cultural practices of the Native Hawaiian people, and the restoration of the island and its waters.

The KIRC is placed administratively under the DLNR. The KIRC depends upon the Department for its fiscal and personnel support functions. All other functions required to operate the Reserve are conducted from the KIRC's Wailuku, Maui office.

B. Discuss how current state-wide conditions have affected your division's operations and the ability to meet goals. Identify and discuss notable performance measures, expected outcomes, and recent results.

Land Management Division -- LNR101

Land Division (LAND)

Land Division has been affected by the state-wide conditions of COVID-19, sea level rise and homelessness. COVID-19 has negatively impacted rent revenues with a number of tenants requesting and receiving partial rent deferrals and other tenants simply defaulting on rent payments. Sea level rise has caused an increase in the number of applications processed for rights-of-entry and easements for shoreline protection measures. The homelessness crisis has consumed significant staff time in cleanup of unencumbered lands, locating lands for possible 'ohana zone shelters, and even required the surrender of a base yard used by Land Division and other divisions of the department for use as a homeless shelter.

An objective measure of effectiveness has been the amount of annual revenues generated by the Land Division for the Special Land and Development Fund for the use and expenditure by the Land Division and other conservation and natural resource protection offices in the Department. Another objective measure is the number of applications processed for land dispositions (e.g., for permits, leases, rights of entry, easements, etc.) and shoreline certifications. Subjective measures of effectiveness include staff involvement and work on projects having significant statewide importance. Some examples of on-going projects are the renewal of the UH lease at Mauna Kea and Army leases statewide. Potential future challenges include the lingering negative economic impacts of COVID-19, inability to utilize revenues generated by the Land Division to support critical Department initiatives due to the limited spending authority imposed on the Special Land and Development Fund. Furthermore, statutory provisions of Chapter 171, HRS impose limitations on the Land Division's ability to effectively dispose of lands for income generation.

The Land Division administers the Special Land and Development Fund (SLDF). In the fiscal year ending June 30, 2021, the Land Division generated about \$20.6 million in revenues (that included a \$2.7 million transfer/reimbursement from Trust & Agency accounts) for the SLDF, and expended about \$18.3 million (including \$10 million, special fund transfer to general funds per Act 97, SLH 2021). The Land Division transferred a net amount of about \$5.6 million to divisions and programs within the Department. The Land Division also paid to OHA \$2.2 million in public land trust proceeds.

In fiscal year ending June 30, 2021, the Land Division had issued 55 dispositions involving permits, leases, easements and set asides to other federal, state and county agencies. The Land Division also received and processed 115 applications for a shoreline certification.

The Land Division participated in the Hail Interagency Council for Transit Oriented Development and is in the pre-planning stage for the development of lands in East Kapolei, Oahu and Pūlehunui, Maui. The Land Division is also evaluating options for the redevelopment of certain

aging buildings on Banyan Drive in Hilo. Additional projects include working with water lease applicants to satisfy the statutory requirements for securing leases and developing proposed legislation to clarify the water leasing process, as well as implementing a new land management information system.

Land Division's budget request includes a ceiling appropriation that is essentially unchanged from last year fiscal year (except for minor adjustments to reflect changes to the compensation plans) and a CIP appropriation to be funded from the Special Land and Development Fund. Land Division requires approval of its annual expenditure ceiling to perform its day-to-day land management functions and make progress on development projects such as East Kapolei, Oahu and Pūlehunui, Maui, and Banyan Drive in Hilo, Hawaii. Progress on issuance of leases, revocable permits, easements, and rights-of-entry is monitored through annual reports on new dispositions.

Office of Conservation and Coastal Lands (OCCL)

The OCCL is engaged in major beach management and restoration efforts statewide. Under a prior appropriation, an environmental impact statement (EIS) is in process to restore sand at Ka'anapali Beach, and OCCL anticipates that the final EIS will be submitted shortly. OCCL continues to monitor the outcomes of the 2020 Waikiki Beach Maintenance project through drone surveys. Additionally, an environmental impact statement for the Waikiki Beach Improvement and Maintenance Program, and funds have been allocated for the design and construction of the preferred alternative actions in Fort DeRussy and Halekulani beach sectors.

OCCL saw a significant decrease in the number of applications for new land uses during the first part of the fiscal year, though the number steadily increased during the latter part. This was presumably due to the economic slowdown triggered by the ongoing COVID pandemic. Conversely, the Office saw a significant increase in the number of potential conservation district violations involving shoreline structures. This is presumably triggered by rising seas and the increase in coastal erosion along vulnerable shores.

In FY 2021 OCCL processed approximately 7 Conservation District Use Applications, 58 Site Plan Approvals, 3 loko ia restoration permits, 13 emergency permits, 5 shoreline encroachments, and 167 correspondences. The office opened investigations into 60 alleged conservation district land use violations. In addition to these formal violations, OCCL has notified the owners of 83 shoreline structures that had previously been approved that they appear to be non-compliant with their permit conditions.

OCCL has been participating in virtual meetings and events in regard to shoreline management and climate change throughout the pandemic. In the latter half of FY 21 OCCL staff recommenced in person site visits and site evaluations. OCCL also continues to oversee major beach restoration projects at Kaanapali and Waikiki, to manage the Hawaii Climate Change Mitigation and

Adaptation Commission, and to participate in the on-going review of the management of State lands on Mauna Kea.

Bureau of Conveyances (BOC) - - LNR111

The Bureau of Conveyances' daily operations, revenues and expenses are directly impacted by the volume of recordings, which is largely depending upon real estate market conditions and the overall health of Hawaii and the national economy.

Revenues from document recording fees, certified copies, and user fees totaled \$7,285,265 in FY21. These revenues were sufficient in covering operating expenses. In FY22, the Bureau is anticipating a flat trending to possibly nominal decrease in revenues due to the impacts of the COVID-19 pandemic on the State/National economy.

Engineering Division (ENG) -- LNR141, LNR810

Due to the COVID-19 pandemic with its related restrictions and limitations, the Engineering division has had to modify its formerly typical operations to perform its duties. For example, previously curtailed travel for staff to conduct site visits of DLNR construction projects and dam inspections prompted the program to develop alternative methods to enable the program to continue to operate and to meet our goals. This was accomplished by utilizing outer island consultants and implementing virtual or dam owner-certified inspections to ensure and maintain compliance with safety regulations. With the lifting of pandemic restrictions, travel for outer-island project site visits has resumed thus requiring less reliance on outer-island consultants and dam owners.

To the extent possible, paper processes have been replaced with digital processes by utilizing current technology such as email, eSign for communicating and routing for approval, and SharePoint/OneDrive collaboratively reviewing/editing documents and filing which has improved efficiency in current operations. We anticipate that these processes will continue post-pandemic as it has enabled our programs to become much more effective in performing our operations and meeting our goals.

Millions of dollars have been appropriated for DLNR shovel ready projects and maintaining staff capacity to execute/expedite these projects will create jobs that could stimulate and boost the economy. Several performance measures are 1) completing projects and expending project funds that will boost the construction industry; and 2) meeting our regulatory program mandates, conducting routine safety inspections, and issuing permits in a timely manner for our dam safety and mineral resources sections.

Division of Aquatic Resources (DAR) -- LNR153, LNR401, LNR805

Hawai'i continues to face unprecedented changes to our marine environments caused by climate change in the form of increased ocean temperatures, sea level rise, ocean acidification, and more severe and frequent storm events. Although Hawai'i was fortunate in not suffering extensive

coral bleaching this year, the Division of Aquatic Resources realizes that another major coral bleaching event could be just around the corner which will result in more coral loss throughout the State. The Division of Aquatic Resources is re-thinking its management strategies to address the threat of climate change and focusing on four major priorities:

1. Increase our network of marine managed areas (30x30 Marine Initiative)
2. Promote “pono” fishing practices and compliance with fishing rules and regulations
3. Coral Reef Restoration and invasive species prevention
4. Ecosystem Monitoring

To accomplish these goals the Division of Aquatic Resources is focusing on developing and strengthening the essential components of effective management, including development of a resilient marine managed area network, statewide fisheries rules, outreach and enforcement strategies, and effective monitoring. The Holomua: Marine 30x30 initiative is an invitation to residents to work with DAR and its partners to achieve our shared goal of a healthy nearshore ecosystem and abundant fish. The initiative will improve the health of our nearshore resources by setting specific goals related to improving ocean-based enforcement, fisheries management, land-based and ocean-based source pollution, and climate adaptation measures.

Hawai'i's marine environment faces many growing pressures from polluted runoff, increased ocean temperatures, and unsustainable fishing practices. However, our marine ecosystem is resilient and can recover if proper actions are taken. Many of our residents are embracing and promoting “pono” or sustainable fishing practices and communities are already working to manage our nearshore waters.

In response to repeated coral bleaching events and coral loss associated with those events, DAR has created a coral nursery where corals are collected from harbor infrastructure and fast-grown into coral colonies to be out-planted onto the reef. DAR has also created a rare coral ark to essentially begin a “seed bank” of rare corals only found in Hawai'i in the event of catastrophic loss. These rare corals are being propagated for reintroduction to areas lost by coral bleaching events.

In support of coral restoration activities DAR's sea urchin hatchery continues to produce hundreds of thousands of juvenile native collector urchins as effective biological control for invasive seaweeds smothering coral reefs around Oahu.

In addition, the Division of Aquatic Resources is placing more effort on monitoring our estuarine and marine resources to track changes to these vital ecosystems which are being impacted by our changing climate. Through increased monitoring DAR hopes to be able to identify areas where management actions need to be further adapted. Recently, DAR started a pilot project to grow makaloa plants at the Ānuenuue Fisheries Research Center on Sand Island to investigate and evaluate the feasibility of using these native plants to restore coastal and estuarine habitats and

improve water quality. The makaloa plants are being currently planted at the Hono'uli'uli Restoration site located in Pearl Harbor's West Loch.

We are interacting with multiple communities throughout the state to update fishing rules, listen to the fishing public, act on concerns and recommendations on management of aquatic resources, and seek new revenue sources needed to achieve our objectives and goals. Objectives such as providing enhance recreational fishing opportunities, systematic monitoring of commercial fish catches, responding to interest in establishing new community-based subsistence fishing areas, restoring shoreline habitat choked off by invasive mangroves by clearing and replanting native plants, restoring aquatic habitats by rearing and stocking sea urchins on algae infested reefs, adding man-made coral colonies developed from a fast-growth protocol to reef areas affected by poor coral coverage or impacted by natural or man-made damage, conducting inventories of stream life altered by diversions, and many more. At present these objectives continue to be affected by the less than optimal fiscal situation the state is currently experiencing due to the continuing impact of the COVID-19 virus. However, if the virus and its variants can be managed, the State's improving economy may allow for legislative approval of our budget request. Restoration of our budget is essential to continue to meet important objectives, goals, and performance measures such as the Governor's marine 30x30 initiative, or Holomua, the effective management of Hawaii's nearshore waters for healthy reefs, fish, and communities. Included in this initiative are the development of community-based subsistence fishing areas, new regulations managing aquatic life especially herbivorous fishes, protecting our coral reefs along with monitoring and managing aquatic resources, place-based planning, restoration of fragile nearshore ecosystem, and promoting "pono" fishing practices. Our goal for this initiative is to achieve a healthy nearshore ecosystem with abundant marine resources allowing the people of Hawai'i to enjoy our coastal waters, support our livelihoods, and feed our families.

In addition, in numerous scenarios collaboration is in the best interest of the Division of Aquatic Resources. DAR realizes that communication with, and the added resources and expertise of, our partners give DAR a better chance of effectively managing Hawaii's aquatic resources. DAR has worked with our federal partners (USACE, NOAA, USFWS, and EPA) to design and implement an emergency restoration response for a coral reef damage event adjacent to the Honolulu Harbor Channel. The result of this response was the reattachment of over 5000 dislodged coral colonies. DAR has collaborated with NOAA, The Nature Conservancy, and the Hawaii Institute of Marine Biology (UH), in developing the first phase of a coral restoration plan for Hawaii. DAR has partnered with community groups of He'eia and Hono'uli'uli to secure funding for watershed restoration activities to improve water quality and habitat for aquatic resources. Additionally, we have held many stakeholder meetings targeting fishers to open lines of communication. We plan to continue these meeting and develop an understanding and relationship with stakeholders to better manage aquatic resources for the people of Hawaii.

Division of Forestry and Wildlife (DOFAW) -- LNR 172, LNR 402, LNR 407, LNR 804

The Division of Forestry and Wildlife (DOFAW) is responsible for the stewardship and management of approximately one million acres of land – a quarter of all the land area in Hawai‘i – designated as Forest Reserves, Wildlife Sanctuaries, Natural Area Reserves, Game Management Areas, Public Hunting Areas, and Na Ala Hele trails. Through voluntary, collaborative partnerships, DOFAW assists in managing another one million acres of partnership lands that protect Hawai‘i’s natural and cultural heritage as well as our source of clean, fresh water, and home to more endangered species than any other state in the nation.

DOFAW’s top priority is providing a sustained and abundant water supply, and recent support by the Legislature has enabled DOFAW to increase watershed lands protected against damage by feral ungulates and invasive species from 10% to 17% over the last 10 years. The Sustainable Hawai‘i Initiative calls for the protection and management of 30% of watershed lands by 2030 to ensure our forests provide for and recharge freshwater supplies. In addition to state-owned watershed areas, the Watershed Partnership Program supports management across one million acres of land through voluntary alliances of large landowners committed to maintaining their forest lands for the water they provide. Sixty-six percent of forest lands in Hawai‘i are privately-owned, and the State, with support from federal partners, works to provide expertise to private landowners to assure that forest lands remain in forests via Hawai‘i’s Forest Stewardship, Forest Legacy, Urban and Community Forestry, Natural Area Partnership, and Legacy Land Conservation programs. Another component of the Sustainable Hawai‘i Initiative is implementation of the Hawai‘i Interagency Biosecurity Plan. DOFAW administers the interagency Hawai‘i Invasive Species Council, which develops an annual interagency budget to implement cost-saving prevention, control, research, and outreach projects in line with the Hawai‘i Interagency Biosecurity Plan.

Another top DOFAW priority is to manage wildland fire impacts to natural resources and to the wildland-urban interface. Large wildland fires events are not a part of Hawai‘i’s natural landscapes: fires threaten public health and safety, damage native ecosystems and property, lay the groundwork for invasive species invasions, and erode watershed function. Recent investments in wildland fire infrastructure and dedicated fire suppression funding have allowed DOFAW to be more effective in fire-fighting efforts and improved DOFAW’s capacity to manage large emergency incidents such as floods, hurricanes, and lava flow events.

Mitigating climate change is a major focus for DOFAW, impacting all our work from forest health, wildland fire, and invasive species control, to rare species management and extinction prevention. Planning is underway to develop contingencies for anticipated climate change scenarios such as sea-level rise, longer drought periods with intermittent extreme rainfall events, and forest health implications including the movement of forest diseases, pests, and invasive species.

Novel management strategies are needed to prevent the imminent extinction of several of Hawaii's endangered forest birds due to disease spread as a result of climate change-induced mosquito range expansion and the subsequent spread of avian malaria.

The Plant Extinction Prevention Program has successfully kept at-risk plant species from going extinct under its watch, but reduction in federal funding has eliminated much of the program's funding, and without additional support, the state may return to a previous extinction rate of one plant species per year.

DOFAW is poised to support climate change mitigation measures through carbon sequestration. Tree planting is a relatively low-cost, effective, and a natural way to capture and store carbon from the atmosphere that provides multiple ecosystem benefits, and DOFAW is looking for opportunities to scale-up tree planting efforts across the State.

Commission on Water Resource Management (CWRM) -- LNR404

While the COVID-19 crisis has resulted in reducing CWRM's level of general funding for payroll and contracts, CWRM will try to persevere in maintaining its core regulatory functions, including revising, and adopting an updated Hawaii Water Plan (HWP) and enforcing administrative rules. Streamlining regulatory functions is an on-going process. Secondary functions will be impacted and/or suspended during this difficult economic period. When the opportunity presents itself, CWRM hopes to engage the services of interns and volunteers to assist in some of its activities.

Notwithstanding this diminished capacity, available resources have enabled CWRM to meet the following performance measures, expected outcomes, and recent results:

Ground Water Regulation/Survey

- Improved groundwater use reporting compliance statewide – increase from 27% in 2008 to 65% in 2021.
- Review and process a yearly average of 120 new wells that must meet the Hawai'i Construction Standards and subsequent reporting requirements.

Completed repair of the existing Keopu (Keauhou-Kona) deep monitor well and oversee the construction of new deep monitor wells Keopu 2 and Kaloko in the Kona area to protect & monitor the ground water resource.

Stream Protection and Management

- Conducted public fact-gathering meetings for the He'eia surface water hydrologic unit on the island of O'ahu and prepared instream flow standard assessment reports for Lāwa'i on Kaua'i, He'eia, Kawainui/Kaelepulu, Ki'iki'i and Kaupuni on O'ahu, Kawela on Moloka'i, and Ho'olawa, Waipi'o, Hoalua, Hanawana, Kailua, Nailiilihaele, Puehu, Oopuola, Kaaiea,

Punalu'u, and Kōlea on the island of Maui as part of the process to set measurable instream flow standards.

- Continued increases to stream diversion and stream flow monitoring:
 - Installed three (3) continuous gaging stations on Maui (Nua'ailua Stream) and Hawai'i island (Waikoloa Stream and Lower Hāmākua Ditch); and
 - Three (3) real-time continuous gaging stations added to the United States Geological Survey (USGS) Cooperative program on Moloka'i (Waihanau Stream), Maui (Waikapū Stream), and Hawai'i (Manowai'ōpae Stream).
- Conducted three (3) community meetings, in cooperation with the USGS, to educate and outreach to the public about USGS stream gaging efforts in Waimea, Lāwa'i, and Wailua on Kaua'i.
- Completion of the USGS Low-Flow Characteristics Study for Southeast Kaua'i to support the development of instream flow standards.
- Established measurable instream flow standards for Lāwa'i and Wai'oli Streams on Kaua'i, Kaukonahua Stream on O'ahu, and Honokōhau, Kaluanui, and Honolulu Streams on Maui.

Issued the Findings of Fact, Conclusions of Law, and Decision and Order in contested case hearing CCH-MA15-01 on the Surface Water Use Permit Applications, Integration of Appurtenant Rights and Amendments to the Interim Instream Flow Standards, Nā Wai 'Ehā Surface Water Management Areas of Waihe'e, Waiehu, 'Īao and Waikapū Streams, Maui.

Planning

- Conducted pilot outreach with Aha Moku Advisory Council to native Hawaiian traditional and customary practitioners in a West Hawai'i community that may be affected by groundwater development.
- Cooperated with USGS in a study to assess groundwater recharge for future climate conditions for the Hawaiian islands of Kaua'i, O'ahu, Molokai, Lana'i, Maui, and Hawai'i.
- Adopted the State Water Projects Plan, the component of the Hawai'i Water Plan that provides a framework for planning and implementation of water development programs to meet projected water demands for State projects, such as schools, harbors, parks, agricultural parks, and office buildings to ensure orderly authorization and development of the State's water resources.
- Initiated updating the Framework for the HWP. This Framework guides State and County agencies in the updating of the various components of the HWP

Continued to work with HWP preparers on various components of the HWP, including the Molokai Island Water Use and Development Plan and the Keauhou Water Use and Development Plan.

Continued the implementation of the Water Audit Program, established under Act 169, Session Laws of Hawai'i 2016, while receiving annual validated water audits from the municipal water departments and public water systems serving a population of 1,000 or more and those within water management areas; and provide technical assistance as needed.

Performance metrics include number of wells monitored, number of streams gauged, number of stream diversion monitored, number of permits processed, number of petitions for water management areas, number of issues resolved under contested case hearings.

CWRM measures progress in terms of the performance metrics described above as well as the progress of priority projects and tasks identified in the CWRM's Water Resource Protection Plan (WRPP). Milestones tracked include percent of permits processed within time limits, percent of complaints satisfactorily resolved, annual ground water usage, annual surface water usage, water code related complaints/disputes filed, number of new WRPP projects/tasks initiated, and number of WRPP projects/tasks completed.

There is much more work to be done. Future activities and expected outcomes include:

Ground Water Regulation/Survey

- Resolving pending petitions and water disputes in Kualapu'u (Molokai).
- Pursuing additional funding for new deep monitor wells in priority areas.
- Resolving the proposed boundary amendment for the Waimea and 'Anaeho'omalu Aquifer System Areas on the Island of Hawai'i.
- Continuing the development of a pilot adaptive management plan to protect ground water dependent ecosystems at the Kaloko-Honokōhau National Historical Park on the Island of Hawai'i.
- Wai'anae water use reporting outreach program continuance.

In conjunction with Stream Protection and Management Branch, designation of Lahaina surface and ground water with ground water management areas within the Lahaina Aquifer Sector Area and the six aquifer systems area hydrologic units within it (Honokōhau, Honolulu, Honokōwai, Launiupoko, Olowalu, Ukumehame).

Stream Protection and Management

- Resolving pending petitions and water disputes in West Maui, Wailua (Kaua'i), and Kawela (Molokai).

- Establishment of measurable instream flow standards for Heʻeia, Kawainui/Kaelepulu, and Kaupuni hydrologic units on the island of Oʻahu, and Hoʻolawa, Waipiʻo, Hoalua, Hanawana, Kailua, Nailiilihaele, Puehu, Oopuola, Kaaiea, Punaluʻu, and Kōlea hydrologic units on the island of Maui.
- Continued preparation of instream flow standard assessment reports for surface water hydrologic units in southeast Kauaʻi, windward Oʻahu, and central Molokaʻi.

Completion of the USGS Cooperative Study to Estimate Low-Flow Characteristics for Streams in Hawaiʻi (StreamStats).

Planning

- Update the Framework for the HWP. This Framework guides state and county agencies in the updating of the various components of the HWP to facilitate integration of land use and water planning efforts so that a consistent and coordinated plan for the protection, conservation and management of our water resources is achieved.
- Conduct rule-making proceedings on revisions to Chapters 13-167, 13-168, 13-169, 13-170, and 13-171 Hawaii Administrative Rules, to facilitate enforcement and clarify rules for penalties and daily fines.
- Increase the coordination between water use planning and land use planning at the state and county level.
- Enhance our understanding on how climate change will impact water resources in the future.
- Improve our communication and outreach to native Hawaiian traditional and customary practitioners who may be impacted by CWRM permitting activities; including Ka Paʻakai analysis.

Division of Conservation and Resources Enforcement (DOCARE) -- LNR405

The COVID-19 pandemic diverted efforts from conservation and resources enforcement to response efforts related to the pandemic, including the transport of emergency order violators, monitoring State Parks closures, and responding to other violations related to emergency rules and orders. Performance can be measured by the accomplishment reports during the respective time periods.

Division of Boating and Ocean Recreation (DOBOR) - - LNR801

Due to the reduction in General Fund revenues from the ongoing pandemic, DOBOR has had three General Fund positions cut and the seven positions are potentially subject to furlough. This reduces DOBOR's ability to service the boating and general public at its harbors and will reduce DOBOR's ability to maintain its facilities.

Commercial operations have resumed and are approaching pre-pandemic levels as the State has increased the percentage of residents taking the vaccine for the COVID-19 virus and travel has resumed to the State. DOBOR expects the number of visitors to the islands to increase.

DOBOR has seen a strong recovery in its revenue from facilities and from property rentals. Commercial activity has recovered strongly in the past year, and this has resulted in an increase in commercial revenue both from ocean-based activities and from property rentals. Additionally, DOBOR is expecting the resumption of cruise ship arrivals in January 2022.

The increase in the cost of living has led to homeless individuals living on abandoned and derelict vessels as well as within the state small boat harbors. This has also led to a substantial increase in illegal activities occurring within the facilities statewide.

Recent DOBOR results include:

- Transitioning to a new electronic system for harbor management, property management, online transactions, and a new vessel titling program.
- Ongoing transitioning from Revocable Permits to long term contracts.
- Completed the following CIP projects: completed repairs to the Kukuiloa loading dock and launch ramp, Hana loading dock and launch ramp, and Maunaloa Bay loading dock.

The existing management structure for the state small boat harbors and coastal areas program cannot adequately cover both the harbors as well as ocean recreation. A new management structure is needed to address the shortfalls in deferred maintenance and program operations. DOBOR proposes to enter into Public Private Partnerships or qualified management agreements for the operation and management of the State small boat harbors, and extend staff focus to ocean recreation management.

Expected outcomes for DOBOR include:

- Continue the Capital Improvement Program for the state small boat harbor facilities to address the \$310 million dollar deferred maintenance backlog.
- Enter into Public Private Partnerships or qualified management agreements for the operation and management of the state small boat harbors.
- Increase staffing presence in state waters to better manage recreational and commercial activities and address user conflicts occurring within the coastal areas program.
- Addressing derelict and abandoned vessels statewide; and
- Work in conjunction with Hawai'i County to formulate Hawai'i Administrative Rules to regulate commercial operations that include manta tours and surf schools.

State Historic Preservation Division (SHPD) - - LNR802

The COVID-19 pandemic and resulting slowdown in economic activity has had an impact on the annual revenue received for conducting HRS, 6E, reviews reports, permits, and submittals, which

has dropped from \$46,000 to less than \$20,000. This has provided a greater challenge to SHPD in meeting its operating expenses.

SHPD's budget request will have an impact on program size increasing staff count from 40 to 55 staff, however, it will also have an impact on program activities by increasing the number and percent of projects reviewed within legally mandated timeframes, along with a greater percentage and number of inadvertent burials responded to on a timely basis, historic sites record in GIS, and nominations made to the State and National registers of historic places, respectively. Upon filling the 15 additional positions requested in the budget and maintaining the incumbent program staff with the requested salary/payroll increases, SHPD will be able to eliminate its backlog and complete project reviews within the legally mandated timeframes.

Under the existing level of resources, SHPD continues to work at meeting the following performance measures:

1. New projects received are reviewed within the legally mandated timeframes, however, SHPD continues to work on the reducing the backlog of reviews.
2. The reported inadvertent burials are routinely responded to within the legally mandated timeframes.
3. The number of nominations made to the Hawaii State Register of Historic Places continues to range from 5 to 10 per year.
4. The number of nominations made to the National Register of Historic Places continues to range from 2 to 5 per year.

Division of State Parks (State Parks) -- LNR 806

The Division of State Parks established new parking, entry, camping and lodging fees in 2020. In January of 2021, when the State reopened and visitor access protocols for COVID were established to enable the visitor industry, fee increase coupled with the unanticipated robust resurgence of visitors has resulted in State Parks revenue that is anticipated to exceed 12 million dollars by the end of FY22.

State Parks is trying to establish a sustainable base budget for quality-based operations and to meet increasing costs associated with payroll and contractual obligations derived from the State Parks' funding.

To accomplish this, State Parks is focusing on several critical objectives:

- Maintain and improve public safety and park management through the continuation of service and infrastructure/resource modification, repair, and construction.
- Prevent the loss of historic and natural resources through management actions and increasing public private partnerships for enhanced management.
- Increase revenue production through parking, entry, camping and lodging fees at designated park units consistent with cost recovery practices for state parks nationwide,

to offset increased cost and respond to deferred maintenance and lack of staffing capacity. An increase in the State Parks special fund ceiling is required to implement this.

- Continue with capital projects to stabilize deterioration of infrastructure for safety and to sustain park unit assets.

Administration – LNR906

As the core responsibility of the Admin division is to provide for the general administration of the Department, the current situation due to the pandemic is placing severe constraints in the Department's goal to manage fiscal responsibilities, carry out planned initiatives, and maximize revenues by increasing the existing revenues and creating new revenue sources.

The loss of professional staff to entities that offer higher compensation in an extremely competitive pandemic labor market and the limited resources will significantly impact the Department's ability to provide adequate fiscal and administrative support to the programs and divisions.

Kaho'olawe Island Reserve Commission (KIRC) -- LNR906

Effects of climate change resulting in escalation of weather severity and instability especially on Kaho'olawe and in the surrounding ocean channels. Due to limited funding, additional manpower and resources are necessary to continue the long-term restoration efforts and safety support the volunteer workforce to and on Kaho'olawe.

This has been significantly impacted the island of Kaho'olawe in the past year as seen by the devastating wildfire of February 2020 that burned a third of the island and destroyed vital KIRC equipment and facilities on Kaho'olawe. The KIRC had sought emergency appropriations in the previous legislative session to help recovery efforts, but due to competing fiscal demands of the COVID-19 pandemic, this initiative was set aside.

Expected outcomes for the Kaho'olawe Island Reserve Commission include:

- Begin a new coastal wetland restoration effort which will include planting 10,000 native plants over a two-year effort funded by US Fish and Wildlife Services through the North American Wetland Conservation Act (NAWCA).
- Continue operating an island-wide photovoltaic-battery electrical grid on Kaho'olawe with projected savings of \$100,000 annually in fuel and operating cost.
- Executing marine debris cleanups of the island's coastline, expecting 3-5 tons of plastic to be removed from Kaho'olawe.
- Continue operations of remote base camp facilities and twice monthly volunteer work trips supporting Kaho'olawe restoration efforts.
- Continue restoration activities on-island with a reduced volunteer workforce due to implementing new COVID-19 safety precautions and sanitation.

- Continue supporting native Hawaiian steward groups safe and meaningful access to Kahoʻolawe by maintaining on-island facilities, providing unexploded ordnance safety training and response and emergency communications network.

Kahoʻolawe Island Reserve Commission results include:

- Began limited recovery efforts from the February 2020 island-wide wildfire. Monitored the expanse of the wildfire and tracking the subsequent ecological recovery and volunteer work crews established firebreaks around sensitive cultural sites. Expanded fire breaks surrounding all KIRC infrastructure on Kahoʻolawe with additional brush clearance and gravel.
- Restored public volunteer access to the Honokanai`a Base Camp by implementing new COVID-19 sanitation and cleaning protocols for common touch areas on island and implemented CDC recommended daily health screenings, increased social distancing and workplace physical separation rules and mask requirements for on Kahoʻolawe and at the KIRC's Maui offices and base yard.
- Expand coastal restoration efforts with 6,000 native coastal plantings funded by a Cooke Foundation grant.
- Planted 2,000 of 5,000 native dryland forest plantings and erosion controls barriers on the northern slopes of Kahoʻolawe as part of a Non-Point Source Pollution Prevention project from the Department of Health, Clean Water Branch funding.

C. Federal Funds: Identify programs that have lost or are at risk of losing federal grants and provide the following:

- **Federal Award Title:**
- **CFDA Number:**
- **Discuss the impact to the public and your planned response, including efforts to supplant any federal fund reductions for the current year (FY22) and upcoming fiscal year (FY23) with other funds.**

Land Management Division -- LNR101

Land Division (LAND): Land Division does not receive federal funds for its operations.

Office of Conservation and Coastal Lands (OCCL): None

Bureau of Conveyances (BOC) - - LNR111: Not applicable

Engineering Division (ENG) -- LNR141, LNR810: None

Division of Aquatic Resources (DAR) -- LNR153, LNR401, LNR805

- **Federal Award Title:** Cooperative Conservation and Long-Term Management of Hawaiian Monk Seals and Sea Turtles
- **CFDA Number:** 11.472

- **Discuss the impact to the public and your planned response, including efforts to supplant any federal fund reductions for the current year (FY22) and upcoming fiscal year (FY23) with other funds.**

A grant application to continue the conservation and management of monk seals and sea turtles in Hawaii was not awarded for FY22. Unused monies from the prior three -year grant award was used to fund the majority of existing project staff through most of the current fiscal year. Supplemental federal funds were also provided by NOAA and certain staff moved to other funding sources in order to continue state support for this vital program involving the conservation, management, and recovery of endangered and threaten marine species such as the Hawaiian monk sea, green sea turtle and the hawksbill turtle. A new grant application was recently submitted to provide funding for the next state fiscal year. The new grant is necessary to continue the state’s efforts to protect Hawaii’s endangered and threatened marine species from localized pollution events, deadly diseases, marine debris, negative human, and animal interactions, etc.

Division of Forestry and Wildlife (DOFAW) -- LNR 172, LNR 402, LNR 407, LNR 804: None

Commission on Water Resource Management (CWRM) -- LNR404: Not Applicable

Division of Conservation and Resources Enforcement (DOCARE) -- LNR405: None

Division of Boating and Ocean Recreation (DOBOR) - - LNR801: None

State Historic Preservation Division (SHPD) - - LNR802:

- **Federal Award Title:** Historic Preservation Fund Grant-In-Aid
- **CFDA Number:** 15.904
- **Discuss the impact to the public and your planned response, including efforts to supplant any federal fund reductions for the current year (FY22) and upcoming fiscal year (FY23) with other funds.**

SHPD continues to work at maintaining its obligations under the National Historic Preservation Act (NHPA). In December 2020, SHPD installed the Hawaii Cultural Resource Information System (HICRIS) a new workflow and information management system to assist with the increasing volume of permits, reports and submittals required for review. The completion and installation of HICRIS, was the final element under the NPS Corrective Action Plan to be met and resulted in the release of SHPD from the “high risk” status and supplant any federal fund reductions.

Division of State Parks (State Parks) -- LNR 806:

State Parks is currently not at risk of losing any Federal funds.

Administration – LNR906: None

Kaho‘olawe Island Reserve Commission (KIRC) -- LNR906: None

D. Provide a web link (url) of the reports to the Legislature on non-general funds under your department pursuant to HRS 37-47.

<https://dlnr.hawaii.gov/reports/reports-to-the-legislature/2022-reports-to-the-legislature/>

E. Explain the process used to develop the agency’s budget and prioritize requests for budget changes.

DLNR prioritizes projects and programs based on public safety, compliance, and public trust resource protection. Implementation of the Sustainable Hawai‘i Initiative is the core focus for DLNR’s forest, marine and invasive species work, as well as DLNR support for local food production and renewable energy.

Under that framework, each DLNR division undergoes its own budget review and prioritization in accordance with statutory mandates that guide its vision, mission, goals, and objectives to manage resources for the benefit of the public and to protect the resources and the public. Implementation plans are also established which outline short-term benchmarks and deliverables towards long-term targets.

These results are combined into an overall DLNR budget review and prioritization. The programs consider the major initiatives in progress and planned for upcoming budget cycles and prepare requests for operational and capital funding to support the initiation and/or sustenance of those initiatives and core programs.

Requests are prioritized by considering the scope of potential impacts in serving the citizens of the State of Hawai‘i and what potential risks and delays may result in not receiving funds by certain time periods and what alternatives are available.

For revenue generating divisions, management teams review expected revenues and needs to establish a sustainable base budget for operations. They assess needs for special fund ceiling increase requests. Priorities are established to meet minimum standards of operation, including salaries and the fringe benefit assessment, IT system and hardware maintenance and replacement, and preservation of records expenses.

F. Identify and discuss significant adjustments contained in the budget request submitted to the Legislature. Explain and quantify how significant requests for additional funds are expected to affect outcomes.

Land Management Division -- LNR101

Land Division (LAND)

Land Division's budget request includes:

- Add \$3 million ceiling increase: Inflationary pressures have resulted in increased operating costs. As an example, appraisal costs have increased about 30% from recent years, and the Land Division anticipates the need to retain consultants for land planning, land entitlements, master planning, infrastructure and construction for projects including the Department's East Kapolei Transit Oriented Development Project and the proposed Industrial and Business Park at Pūlehunui, Maui. In addition, the ceiling increase would support current and future Land Division projects and DLNR's public trust priorities. Income generated from the Land Division projects will provide necessary funding for the DLNR's natural resource, protection, and conservation programs.
- Establish a Planner VI position (SR26 Step H) in the administration: A planner position would address critical needs of the Land Division. Long range planning would be integral for Land Division to manage lands effectively and consistently with its public trust obligations and to priority projects involving the utilization of State lands involving multiple State agencies, such as the East Kapolei Transit Oriented Development Project as well as the development of Land Division's strategic and asset management plans, pursuant to the implementation of recommendations of Audit Report 19-12.
- Property Inspections – Seven new Land Agents (SR25 step H): Land Division seeks additional land agent positions for the purpose of conducting inspections for leases and revocable permits on a more frequent, consistent basis (each lease/revocable permit inspected once every two years). This would assist Land Division to meet its public trust obligations and more effectively manage public lands. This request for additional positions to increase inspections is supported by recent court decisions regarding DLNR's public trust obligations and comments received from the House Investigative Committee to investigate compliance with the audit of the Land Division and the Special Land and Development Fund (Audit 19-12). Please note that this expense is limited to salary and fringe benefit costs for the positions. Additional funds would be necessary for additional office space and equipment would be covered by requested spending ceiling increase as described above.
- Replace funding for Supervising Land Agent (SR26 step H): For FY 2022 the Legislature (SEQ # 3000-001) eliminated payroll funding for the permanent Supervising Land Agent position (#13178) in the Land Division. The amount should cover the funding for the position which was vacant in the 2021 legislative session but has since been filled.

- \$3 million CIP from B funds (Specials Funds) to renovations to an existing building for Hawaii District Branch: Renovate an existing facility to provide a larger office space to support LAND staff on the island of Hawaii.

The current office space available to the Hawaii District staff in the State Office Building in Hilo is inadequate for its needs. The number of Hawaii District personnel has expanded to currently have the most staff members of any district land office. The existing office space is shared with three other divisions of the Department and the combined workstation and file storage needs of the four divisions exceed the capacity of the space. Land Division approached the Department of Accounting and General Services to inquire as to whether additional space in a State facility was available, and the response was negative. The hotel/resort, commercial and industrial leases the Hawaii District manages on Banyan Drive and in the Kanoelehua Industrial Area all go to support the Special Land Development Fund (SLDF).

Also, of all the Land Division districts, Hawaii District is responsible for the management of the largest unencumbered land area. Providing the Hawaii District staff with an office of appropriate size will facilitate the management of existing leases and issuance of new ones. Plans and specifications for renovation of an existing structure have been substantially completed, so deferral or abandonment of the project would result in no return on those expenditures. Additionally, the lack of needed additional space would impact the Hawaii District's ability to effectively resolve priority issues facing the Land Division.

Office of Conservation and Coastal Lands (OCCL)

Waikiki Beach Master Plan Improvements: Waikiki Beach requires periodic improvements to maintain and improve engineered structures and replace eroded sand. Certain beach segments along Waikiki Beach do not function properly because the structures (groins) are either deteriorating or poorly designed. The purpose of the project is to conduct various improvements along Waikiki Beach in the Fort DeRussy, Kawehewehe (Halekulani), Royal Hawaiian, and Kuhio Beach Sectors to improve and stabilize the beaches. Improvements to include sand restoration, refurbishment of derelict groins, and construction of new groins, with offshore sand dredging, with beach sand placement. Projects will be designed to accommodate future sea level rise. Total amount is \$11,500,000 – this includes the reauthorization of \$3,150,000 of general obligation bonds, supplemented by an additional \$1,850,000 in general obligation bonds, ; \$3,500,000 from DLNR trust funds, and \$3,000,000 from private contributions (Waikiki Beach Improvement District Association).

- With the anticipated acceptance of the EIS and having initiated the design process, these funds will allow construction of the preferred alternatives in the Fort DeRussy and Kawehewehe sectors.

Bureau of Conveyances (BOC) -- LNR111:

No significant adjustments contained in the supplemental budget request.

Engineering Division (ENG) -- LNR141, LNR810

Restoration of funding for three (3) existing engineer positions is needed to coordinate, manage, implement and/or execute CIP and operating budget projects. Funding for the positions was deleted from the LNR141 budget by the 2019 legislature.

Supplemental general fund payroll is needed to fill all budgeted engineer positions at an independent working level (difference between budgeted salary and actual + shortage differentials). The existing level of other current expenses is insufficient to support all general funded positions, therefore, impacting the program's ability to effectively implement projects.

Experienced independent working level engineers are needed to coordinate, manage, implement and/or execute CIP and operating budget projects with minimal supervision. As Hawaii recovers from the impacts of the COVID-19 pandemic, the positions will be a critical component in restoring jobs in the construction industry to spur the economy and to address on-going health and safety issues at DLNR facilities. Since construction projects/jobs will be key in Hawaii's economic recovery, the Department should be prepared to effectively implement any amount of CIP appropriated in a timely manner, particularly for shovel ready projects. Continued performance of mandated regulatory functions will protect public health and safety.

Division of Aquatic Resources (DAR) -- LNR153, LNR401, LNR805

Restoring funds to all DAR's unfunded permanent positions (#120823, #120814, #120815 & #24262) and the return of 50% of operating monies cut last year would go a long way in providing the needed staff and funds to make DAR whole again. This is especially true for the alien invasive species team where three of six staff positions are currently unfunded.

Increases to the ceiling of both new Ocean Stewardship and existing Sport Fish Special Funds would give DAR the ability to fund new environmental marine habitat protection and restoration projects and support sorely needed recreational fishing opportunities.

The positions to restart the marine aquaculture program (Aquatic Biologist VI) and manage the coral program (Aquatic Biologist V) are needed to lead and plan each program's objectives along with the responsibility of obtaining funds necessary to support program growth.

The \$300,000 are start-up funds for the hatchery production of juvenile fish or fingerlings to be stocked and matured in community fishponds.

Changes in the method of funding for several positions (#117067, #117069 & #113267) would stabilize the funding source for each position necessary for recruitment.

Conversion of three (originally Ocean Resources Management Plan positions) temporary positions (#122543, #122712 & #122714) to permanent status would be extremely helpful in terms of staff retention.

Two CIP proposals include \$2 million to modernize and upgrade infrastructure, many of which are 40-50 years old, at DAR's Anuenue Fisheries Research Center (AFRC) on Sand Island and \$500,000 for design and planning of an adjacent lot for eventual expansion of urchin hatchery and the coral nursery.

Division of Forestry and Wildlife (DOFAW) -- LNR 172, LNR 402, LNR 407, LNR 804

LNR 172

- Restore recurring funds for operating costs for Forestry Resource Management and Development (\$300,000, A).

The budget for Forest Resource Management and Development was reduced by 20% during the 2021 Legislative Session due to budget concerns surrounding COVID-19. Forest Reserves management projects and services have been reduced, including watershed protection and management, invasive species control, fence maintenance, tree planting, and forest recreation. Forest Reserves provide essential ecosystem services such as freshwater replenishment, oxygen production, and carbon sequestration. Restoration of funding is needed to maintain forest reserve benefits to the public.

- Request to restore funding for Office Assistant III, #39733, SR08, Hawaii. No funding per Act 88, SLH 2021 (\$33,120, A).

This position is responsible for providing clerical and administrative support to the staff of the Forestry and Wildlife Hawaii Branch, and for providing walk-in service to the general public (issuance of maps, hunting licenses, game tags, camping permits, nursery seedling sales, and permits for the collection of forest products). Without this position the capacity of the Hawaii Branch to serve DOFAW's employees and the public is reduced by over 15%. Hawaii island clerical is currently operating at half-staff due to a hiring freeze and the elimination of three clerical positions, including this position. Without this position, the State will not be able to provide full service to natural and cultural resources, employees, and the public.

- Re-establish positions abolished by Act 88, SLH 2021: Forester V, #121262; Forestry & Wildlife Worker II, #21434, #21441, #27059 (\$104,958, A).

Forester V (#121262) - This position plans, develops, and conducts long-range programs, administers studies in sustainable forestry management, and provides training and oversight for the forestry program statewide. The position performs duties related to forest products, including evaluating, coordinating and recommending projects, resource planning, and applying for and administering federal grants related to forest products. The position also conducts forest surveys to inventory forest product revenue potential,

forest health, and leads the coordination of the Forest Inventory and Analysis program through the U.S. Forest Service. Without this position, the state's personnel capacity for sustainable forest management will be lost. DOFAW will have reduced capacity to develop innovative programs that provide economic diversification and revenue from sustainable forestry activities and forest products.

Forestry and Wildlife Worker II (#21434, #21441, #27059) - These positions were eliminated last legislative session. The Forestry and Wildlife Workers on Hawaii island implement protection and management of watershed forests, planting trees to reforest areas to improve watersheds and mitigate climate change by sequestering carbon, protecting native species and habitat, and constructing, managing, and maintaining forest recreation facilities such as roads and trails. These positions are critical for wildland fire and emergency response, as well as ecosystem and wildlife protection projects. Without these positions, DOFAW will need to rely on contracted services, increasing costs. The specialized nature of forestry and wildlife work favors stable civil service employment where staff can gain the rigorous training in wilderness skills, species identification, and knowledge of remote landscapes and the tasks needed to manage these ecosystems.

- Re-establish Forester III, # 122990 for Admin abolished by Act 88, SLH 2021 (\$25,512.00, A).
The Forester III assists the Forestry Program Manager in statewide planning and development programs related to forest management. The position provides capacity for wildland fire and emergency response statewide. Loss of this position will reduce ability to generate forest product revenue that supports management of the Forest Reserve System. The position monitors forest health impacts such as rapid ohia death, fire, disease, and climate change impacts. Without this position, DOFAW will lose critical capacity to develop and manage programs to provide statewide watershed and forest reserve protection, restoration, and management.
- Add funds to upgrade Forestry and Wildlife Technician IV, #112452, SR 13 (BU03) to Natural Resources Management Specialist IV, SR 22, (BU13), Kauai (\$15,660, A)
The Forestry and Wildlife Technician IV position is currently working to manage invasive species removal in 86,000 acres of forest reserves on Kaua'i. Invasive species are the primary threat to our diminishing native ecosystems. This position evaluates threats to forest reserves, develops plans for action, and monitors results. The position executes and manages contracts, applies for and manages competitive grants, participates in watershed partnership planning and project implementation, research invasive species control methods that can be applied on a large scale, and many other tasks beyond the actual mechanical control of plants. This Natural Resource Management Specialist position would also have the qualifications required to lead ungulate and predator control programs for Division Forestry programs

- Federal Fund Ceiling Adjustment (\$1,050,000, P).
Anticipated new grants from Forest Service.
- CIP: Maunawili Acquisition, Oahu (\$1,650,000, C)
The Maunawili Acquisition on Oahu will protect and restore important agricultural, cultural, recreational and forest resources across 1,084 acres. CIP funds are needed to provide required non-federal matching funds for federal grant funds that will be used to purchase the property. The property is threatened by conversion from forest and agricultural uses (planned for subdivision). The property consists of all HRT landholdings at Maunawili, bounded mauka by state land in agricultural use and Waimanalo Forest Reserve to the summit of the Koolau Mountains and makai by the state's largest freshwater wetland, Kawainui Marsh. The property will enable cohesive management of an entire watershed that empties into Kailua Bay, enabling restoration of traditional farming and cultural practices, supporting managed recreational and alternative modes of transportation connecting Kaneohe, Kailua and Waimanalo along traditional historic routes, and providing opportunities for the development of forest product revenue to support forest reserve management (carbon sequestration, forest production, and golf course lease rent). The acquisition will protect the land from conversion and protect the forest resources while allowing continued investment in the economy. If state funds are not provided, DOFAW will continue to seek funds for the project, but as much of the property is found in the agricultural land use district it could be cleared of its forest cover and converted at any time. The Maunawili Trailhead has negatively impacted the neighboring community for years, and this acquisition would provide opportunities to better manage recreational public access to this trail and others in the area in a comprehensive way. The project has broad community support and a willing landowner. Once acquired, DOFAW will work with the community to ensure sustainable and long-term stewardship of the property.
- CIP: Waimea State Tree Nursery and Maui District Nursery, Statewide (\$500,000, C)
The Waimea State Tree Nursery and Maui District Nursery are both critically needed to produce trees for large-scale landscape reforestation projects statewide. The need for trees for reforestation is growing substantially to meet state climate change goals and increase carbon sequestration through tree planting. This project will enable the construction of two pest-proof greenhouse structures approximately 35' X 85' in size at these two nurseries. The project also includes the design and installation of sub-irrigation systems with ebb-and-flow benches to efficiently and effectively provide irrigation to the entire nursery. Over the last five years, DOFAW's reforestation projects have purchased and planted more than 250,000 trees grown by contract nurseries. The current capacity of the state tree nurseries to grow and distribute plants is limited by inadequate infrastructure to ensure invasive species sanitation (e.g., protect nursery seedlings produced from invasive pests such as fire ants, coqui frogs, and weed seeds) so trees can be safely grown, distributed and planted. Additionally, existing nursery structures are

deteriorating, and makeshift facilities are frequently damaged by severe wind and weather, making these facilities costly to maintain. Construction of improved nurseries will reduce maintenance costs, diversify seed and tree sources available for restoration, increase the capacity and numbers of trees produced by the nurseries to meet state reforestation goals, and provide cost savings by growing trees that would otherwise need to be purchased from private nurseries. Deferral will result in high maintenance costs to maintain poor facilities, continued reliance on contract nurseries, and lost opportunities for cost savings.

- CIP: Kaneohe Pali Acquisition, Oahu (\$1,800,000, C)

The Kaneohe Pali acquisition will protect 950 acres on the windward side of Oahu for important scenic, forest, and watershed values and endangered species habitat. CIP funding is needed to provide non-federal matching funds for federal grants that will be used to purchase the property. The property includes windward cliffs to the summit of the Koolau Mountains and forested foothills below that provide spectacular scenic views from the Pali lookout (Nuuanu Pali State Wayside), Hoomaluhia Botanical Garden, and Kaneohe. The property's forests and streams provide federally designated critical habitat for 31 endangered species (plants and animals). The property is vital to the recharge of windward Oahu aquifers as its forests recharge watershed that feeds two wells on and just below the property, which provide fresh drinking water for Kaneohe residents. The property contains 11 streams that feed into nearshore coral ecosystems and support important fisheries in Kaneohe Bay. Important cultural resources on the property include hundreds of historic and active taro lo'i. The property is threatened by forest degradation and residential development, which would result in a substantial loss of the significant scenic, environmental, watershed, cultural, historic, and recreational benefits the parcel could provide to the public. The acquisition will secure the property for the people of Hawaii and protect this important parcel from conversion threats. Once acquired, DOFAW will work with the community and conservation partners to ensure sustainable and long-term stewardship of the property.

LNR 402

- Transfer in Wildlife Biologist IV, #120852 (0.50FTE) from LNR 804 to LNR 402 properly reflect the duties of the position. (\$48,521, N).

This established position is located at the Oahu native species wildlife program that is currently funded through federal grants. Change in MOF will accurately reflect the duties of this position. Position will be 100% funded by LNR 402 (N) Federal Aid to Wildlife Non-Game Grant.

- Restore operational funds transferred to payroll to retain Wildlife Program Manager, #15015, SR 26; Natural Resources Management Specialist V (HISC Wildlife Biologist V), #52385, SR24; Maui Secretary, #2940, SR12, per Act 88, SLH 2021 (\$176,856, A).

The three positions, Position #15015 Wildlife Program Manager, SR 26; Position #52385 Natural Resources Management Specialist V (HISC), SR 24; Position #2940 Maui Secretary, SR 12, were defunded during the 2021 legislative session; operating funds were transferred to secure these critical positions. Restoring funding for these positions is important as the Wildlife Manager manages the Wildlife Program statewide; the HISC position coordinates the invasive species program statewide; and the Maui Secretary is the primary clerical and administrative services lead for the DOFAW Maui Branch (Maui, Molokai, Lanai). Position funding should be restored to maintain uninterrupted functioning of the LNR 402 Native Resources and Fire Protection Program.

- Restore funding for Forester IV, #27060, SR22, Maui. No funding per SB126, Act 5, SLH 2019 (\$55,200, A).

Position #27060 Forester IV position was defunded during the last legislative session. This position is the branch protection forester responsible for the implementation of the fire protection and forest health program for Maui Nui. Vacancy of the position risks loss of native resources due to wildland fire and forest health threats, which includes invasive species, insects, and disease prevention, including survey and control of Rapid Ohia Death. The position is the primary wildland fire officer for the branch, overseeing the planning and implementation of the wildland fire prevention and control program.

- Restore funding for the following positions (no funding per Act 5, SLH 2019): #10947, Wildlife Biologist, SR22; #2919, Forestry & Wildlife Worker II, BC05; #52393, Account Clerk III, SR11 (.5FTE) (\$124,320, A).

Wildlife Biologist IV Position #10947 on Hawaii Island was defunded during the 2019 legislative session. Restoring funding to this position is important for managing Hawaii's native species diversity, non-native species impacts, and public outreach, and ensures the DOFAW Hawaii wildlife program continues to function in a capacity that protects natural resources and public use. Vacancy of the position results in loss of protection for native species, and the ability of the branch to respond to fires and other threats.

Forestry and Wildlife and Worker II Position #2919 was eliminated last legislative session. The Forestry and Wildlife Worker on Oahu has essential duties for the protection and management of watershed forests, protecting native species and habitat, and constructing, managing, and maintaining forest recreation facilities such as roads and trails. This position is critical for wildland fire and emergency response, as well as ecosystem and wildlife protection projects. Without this position, DOFAW will need to rely on contracted services, increasing costs. The specialized nature of forestry and wildlife work favors stable civil service employment where staff can gain rigorous training in wilderness skills, species identification, and knowledge of remote landscapes and the tasks needed to manage these ecosystems.

Account Clerk III Position # 52393 is one of three front office staff that support the Kauai Division of Forestry and Wildlife and represents 30% of the branch clerical capacity. The position is .50

- Change MOF from T to N for Wildlife Biologist IV, #122269, (Oahu) to LNR 402 (.50FTE) and LNR804 (.50FTE) federal funds to primarily reflect the duties of the position (-\$86,202, T; \$43,101, N)

This established position is located in the Oahu native species wildlife program, but is currently under MOF T, and is unfunded. Change in MOF will accurately reflect the duties of this position. Position is .50 General Fund (A) and .50 Federal Fund (N, S-256)

- Add funds for the Fire and Emergency Response Program (\$1,100,000, A)
Requested funds will support DOFAW's fire and emergency response program, including overtime costs, contracts for helicopter operations, and replacement and upgrade of critical equipment. Climate change is making fires larger and more frequent. Subsequent environmental damage calls for burn area ecological restoration. Recent investments have made DOFAW the go-to agency for wildland fire response - additional investments will improve public and firefighter safety and improve environmental conditions.
- Inter-departmental ceiling increase for fringe benefit adjustment (\$19,319, U)
- Federal Fund Ceiling Adjustment (\$65,168, N; \$2,161,161, P).
Additional anticipated Federal funds from Fish and Wildlife Service and USDA Forest Service.
- CIP: Radio Repeater/Patch Link install (4 units) Maui, Molokai (\$100,000, C)
This project, if completed, will provide staff members a reliable source/system of communication in and out of these remote "dead zone" areas of our watersheds that management has identified. The current Hawaii Wireless Interoperability Network (HIWIN) radio system within the Maui district has been developed and built out to a level that provides communication coverage over a vast majority of Maui County land area. However, some of our management areas are in remote areas where the current infrastructure does not support a reliable source of communication.
- CIP: Mauna Kea Fence, Hawaii (\$200,000, C)
These funds are requested for the completion of the Palila Critical Habitat ungulate fence replacement. The completion of this project will protect the remaining habitat of the palila, an endangered forest bird that is restricted to the slopes of Mauna Kea. The completion of the fence project will also protect several endangered plant species on Mauna Kea from destruction by ungulates.

- CIP: Baseyard Security Fence, Maui (\$120,000, C)
 The fence will ensure that state property is protected, avoiding potential costs to replace or repair damaged or stolen items, and will provide for the safety of staff working after hours.
- CIP: Baseyard Improvements, Oahu (\$500,000, C)
 Oahu DOFAW Makiki Baseyard improvements to include installation of critically needed Individual Wastewater System (IWS) (design complete and permitted by Department of Health (DOH) to support baseyard facilities. If an IWS is not installed, porta-potty facilities will need to be procured to keep the facility operational.
- CIP: Lehua Facilities Restoration, Kauai (\$60,000, C)
 Improve existing facilities on Lehua Island to enable ongoing seabird and marine animal monitoring and habitat restoration. All existing facilities on the island will be improved including the weather dome, the deck, the lua and the water system. New technologies such as solar panels and batteries and the use of drones to map the island and monitor seabird species will also be used. Also, a permanent mooring will allow other Divisions in DLNR to conduct under-water surveys to monitor the health of the corals and marine life.
- CIP: Kulani Water Tank Reservoir, Hawaii (\$240,000, C)
 Plans, design, construction and equipment to convert and refurbish water catchments to provide water for wildfire suppression. If the project is deferred, the State will be particularly vulnerable to fires in this region since the only options for water for fighting fires is much further away. This can lead to increased costs for firefighting and restoration to damaged areas, as well as to threats to the safety of firefighters.
- CIP: Quarry Hazardous Waste Assessment and Clean up, Puuwawaa Forest Reserve, Hawaii (\$200,000, C)
 The existing situation is a large diesel tank that may leak and cause contamination, a large dumpsite that may be a hazard to the public and leach toxins into the environment and soils, and trash and potentially hazardous material that is sitting on top of the ground around the quarry which needs immediate clean-up before someone is injured. All of this is directly adjacent to the most popular hiking trail in Leeward Hawaii Island on state lands. If not cleaned up soon the diesel tank may fail, and contamination spread and thus be much more expensive if delayed
- CIP: Hilo Office Roof Replacement, Hawaii (\$185,000, C)
 The current roofing is 25 years old and has been painted multiple times. It has now developed leaks and requires regular repairs. The roofing needs to be replaced to provide sufficient protection for the main office and all its contents. If the project is deferred the

roof will continue to leak and require more painting and repairs.

LNR 407

- Request for ceiling for the Natural Area Reserves Fund (S-342) to expend funds generated by parking fee revenues to fund Natural Area Reserve improvements (\$180,000, B).
Act 84, SLH 2015 halted conveyance tax deposits into the Natural Area Reserve Fund (S342), which was the primary funding source for S342. Act 119, SLH 2015 set the ceiling of the Natural Area Reserve Fund at \$0.00. Although S-342 no longer receives conveyance tax funds, other revenues are being collected through a parking fee in Ahihi Kinau Natural Area Reserve (NAR) on Maui. Increasing the spending ceiling to allow use of these revenues will allow the Department to fund the marine and coastal management of Ahihi Kinau NAR, as well as other urgently needed natural area reserve protection and management work. This would allow revenues generated to go back to the improvement of the Natural Area Reserves. Funds would support management for endangered species populations and native ecosystem protection.
- Re-establish the positions abolished by Act 88, SLH 2021: Natural Resources Management Specialist IV, #121718 (T) Oahu, #118337 (P) Kauai, #122006 (T) Maui; Forestry and Wildlife Worker II, #118335 (P) Oahu, #122327 (T) Maui, #122434 (T) Hawaii (\$156,690, A).
These positions support programs that protect and maintain native ecosystems and watersheds statewide. They maintain over 400 miles of State-funded infrastructure including animal-control fences to keep 176,000 acres protected from hooved animals. They establish and maintain firebreaks; are responsible for invasive species control in Natural Area Reserves and other high-value native ecosystems; and many other natural resource management projects. The loss of these positions will decrease DOFAW's ability to accomplish mandated tasks, leading to costly repairs and setbacks if fires, hooved animals, and other pests are allowed to spread uncontrolled. The positions are trained wildland firefighters and are critical emergency response incident command personnel. The Kauai native ecosystem program has the fewest specialists in the state, so the loss of the specialist position was a significant impact to the program. Similarly, the Maui position is one of two Molokai positions that were lost to the budget crisis, a highly significant impact to an already small team.
- Convert seven (7) positions from temporary permanent: #121624, #121976 #122003, #122213, #122243, #122326, #122488 (A)
These long-standing and budgeted positions should be made permanent because their duties are necessary for the long-term maintenance and protection of natural areas, watersheds, and threatened and endangered species. Conversions will reduce employee turnover by increasing the positions' stability and providing career-ladder opportunities.

- Federal Fund Ceiling Adjustment (\$5,475,668, P)
To add funds for anticipated federal grant awards from various federal agencies.
- CIP: Watershed Protection and Initiatives, Statewide (\$4,000,000, C)
This request implements the Sustainable Hawaii Initiative to protect 30% of priority watershed forests by 2030. Hawaii's native forest is degrading from non-native hooved animals like goats, sheep, cattle, pigs, and deer. Fencing these forests and degraded areas to protect them from hooved animals will lead to increased carbon storage. Forest restoration is the top priority land management tool to attain the goal to become carbon neutral by 2045, per the Hawaii Greenhouse Gas Sequestration Task Force. These forests are also the source of Hawaii's freshwater. Immediate action is needed to secure Hawaii's water supply. Hotter, drier conditions, climate change, and damaged watersheds are escalating the costs and conflicts over water. Hawaii's coral reefs are also increasingly threatened. Protecting forests reduces erosion and runoff that is a major threat to reef health and reduces flooding hazards. Finally, Hawaii has about a third of the endangered species in the nation, with many on the brink of extinction. This project will secure habitat for dozens of these highly endangered plants and wildlife.
- CIP: Insectary Renovation for Mosquito Control Program (\$100,000, C)
This project is needed for protection of forest birds from extinction due to avian malaria, which is spread by mosquitoes. This project will result in a devoted DLNR bio-secure facility exclusively for holding and rearing sterile Wolbachia mosquitoes to be released on the landscape to suppress wild mosquito populations. Currently there is no devoted DLNR run facility for this purpose. This renovation will allow DLNR to import, hold and rear sterile Wolbachia mosquitoes so we can proceed with landscape-level mosquito control efforts.
- CIP: Portable Radio Repeaters for Na Pali, Kauai (\$50,000, C)
Currently, staff have no radio communications in areas frequently visited for natural resource and recreational management. This will improve communications for staff if there are emergencies like wildfires, natural disasters, law enforcement, and medical issues.
- CIP: Kuia Natural Area Reserve Rare Plant Fence, Kauai (\$40,000, C)
This project will protect an important native plant species from going extinct and create a place for other plants to be protected from hooved animals. These species are biological jewels that provide unique beauty. However, they are threatened by extinction due to invasive species. There are on-going efforts to maintain the survival and diversity of the *Psychotria* population through nursery work, out-plantings, and fencing. This will expand existing areas protected, including the existing native forest in the area.

- CIP: Puu Alii Molokai Tree Snail Predator Proof Fence, Maui (\$300,000, C)
 Kāhuli, Hawaiian tree snails, are treasured as "jewels of the Hawaiian forest" for their beautiful shells, as well as their integral role in sustaining healthy forest ecosystems. Because of introduced predators, many kāhuli are facing imminent extinction. Currently, there is a single DLNR laboratory on O'ahu - all the rare snails, from all islands, are literally in one captive basket. This fence on Molokai will provide a space to reintroduce captive-reared Molokai species, easing the pressure on the O'ahu facility. Within a fenced sanctuary, snail populations can rebound naturally and thrive in their natural landscapes where they can support other native species. In Hawaiian custom, kāhuli are extremely important in cultural practices of hula and chant: they are the voice of the forest, and they embody the Polynesian oral tradition of passing on one's genealogy through voice. We seek to keep those voices alive where they belong.
- CIP: West Maui Tree Snail Predator Proof Fence, Maui (\$150,000, C)
 Tree snails are rapidly declining across the state due to introduced predators. These animals are being erased from the landscape at a rate and scale that is truly alarming. It is estimated that within 1-10 years most remaining kāhuli species will go extinct without intervention. We are running out of time to act. A small, one-acre fence will provide complete protection, and is a critical component of ongoing multi-island efforts to save our kāhuli, to ensure they can remain in the landscapes where they have lived for millions of years.
- CIP: Koolau Endangered Tree Snail Predator Proof Fence, Maui (\$150,000, C)
 Other predator-proof fences have been highly successful at providing a site where captive-reared snails can be released back into the wild. Inside these fences, the snail populations rebound naturally and provide hope for the survival of these species. There is no other viable option for protecting wild populations of these species that once were a familiar and legendary part of the native Hawaiian forests.
- CIP: Storm-harden Waimano Baseyard, Oahu (\$50,000, C)
 The frequency of hurricanes and other extreme weather events is increasing. These measures will help to improve readiness for these events. It will also support the ability of staff to be fully operational in the wake of storm events. This will allow DOFAW to focus on the primary task of managing natural resources (including checking fence lines, clearing roads and trails and insuring the survival of rare species). The Wifi network will allow staff the freedom to accomplish data entry, communication and networking throughout the baseyard facility from their mobile devices
- CIP: Baseyard Improvements at Pua Loke, Kauai (\$150,000)
 This project will upgrade rusting and dangerous roofs, upgrade the electrical system, replace old fences and support changing to a fiber optic system. These improvements will

improve safety for staff who work in these facilities. They will also improve security from frequent theft attempts.

- CIP: Maunakea Uau and Silversword Fence, Hawaii (\$160,000, C)

This predator-proof fence will provide protection to new and existing silversword plantings and newly discovered 'ua'u (Hawaiian petrel) seabird nests in Pu'u Kaiwi'iwi, situated on the island of Hawai'i, upslope of Hilo on Mauna kea. This nest was the first time this seabird was found on Mauna Kea for over half a century. The Mauna Kea silversword is found nowhere else in the world, and the Hawaiian petrel is severely endangered. There are ongoing efforts to maintain the survival and diversity of the silversword population through nursery work, out-plantings, and fencing. This site is ideal for this project because it will support nearby fencing by simplifying accessibility, monitoring, and maintenance.

- CIP: Kaala Boardwalk Improvements, Oahu (\$20,000, C)

Project will fund the full completion of the Ka'ala Bog boardwalk replacement. The existing boardwalk at Mt. Ka'ala bog is made of natural wood. Due to the wet nature of the area the wood rapidly degrades. Recently, the NEPM program began experimenting with using synthetic lumber that does not rot. To date approximately 1/3 of the boardwalk has been replaced with synthetic lumber with great results. This request seeks funding to complete the full remaining length of the boardwalk with synthetic lumber. With broken, sinking, and deteriorating boards the wood boardwalk is a trip hazard to the public and resource management personnel.

- CIP: Rare Plant Nursery Modernization and Disaster Preparation, Statewide (\$260,000, C)

The Department of Land and Natural Resources manages a series of specialized propagation and seed-bank facilities on the islands of Kauai, Oahu, Maui, and Hawaii to grow Endangered and other Hawaiian native plants. These facilities and their staff enable DOFAW to meet its obligations to prevent the extinction of species and to restore watersheds that provide us with clean drinking water and protect our reefs. These facilities need infrastructure upgrades and structural hardening to improve the efficiency of operations which will increase the output of native plants for reforestation and protect staff, endangered species, and the state's assets from the impacts of a natural disaster or power loss.

LNR 804

- Transfer out Wildlife Biologist IV, #120852 (0.50 FTE) from LNR 804 to LNR 402 properly reflect the duties of the position (-\$48,521, N)
This established position is a key position in the Oahu wildlife program that is currently funded 100% through federal grants. Change in MOF will accurately reflect the duties of this position.
- Wildlife Revolving Fund (S-343) ceiling increase to allow DOFAW to accomplish increasing annual program needs (\$150,000, W) (Other Current Expenses, \$120,000; Equipment, \$30,000).
DOFAW is requesting a ceiling increase to allow the Wildlife Revolving Fund to accomplish Increasing annual program needs. The funds add capacity to provide new hunter access routes to several hunting units; purchase additional ground and maintenance equipment and supplies to maintain existing game management facilities; and improve game habitat projects in game management areas. Game bird hunting has become more popular - funds will aid in game bird rearing/release projects while creating additional game bird habitat. Funds will also aid in the continued development of our online electronic tag and permit system and will support the ongoing ungulate mapping research that is being conducted statewide.
- Restore funding for Trails and Access Specialist IV, #45494, (Hawaii). No funding per SB126, Act 5, SLH 2019 (\$55,200, A)
The recently eliminated position had essential duties for the forest and outdoor recreation program, including public hunting and diversified recreation including hiking, biking, equestrian, and motorized recreation. The Trails and Access Specialist provides wildland firefighting and emergency response, and forestry and wildlife operational support. Without this position, DOFAW will need to rely on contracted services which will increase costs while reducing quality, as in-house staff provides long-term expertise and job knowledge. The specialized nature of ecosystem and species protection work favors civil service employment where staff can gain rigorous training in wilderness skills, species identification, and knowledge of remote landscapes, and the tasks needed to provide program support.
- Add funds for LNR 804 personnel budget shortfall (\$300,000, A)
LNR 804 is not fully funded to cover all the positions assigned to the program, requiring DOFAW to transfer funds from other programs to cover personnel shortfalls. For FY 22, LNR 402 and LNR 407 are each having to budget \$150,000 from their operational budgets to cover the LNR 804 shortfall, detracting from their program objectives. LNR 804 should be fully funded.

- Re-establish Forestry and Wildlife Technician IV, #52386 (Oahu), abolished by Act 88, SLH 2021 (\$32,182, B)
The recently eliminated position had essential duties for the forest and outdoor recreation program, including public hunting and diversified recreation including hiking, biking, equestrian, and motorized recreation. The Forestry and Wildlife Technician provides wildland firefighting and emergency response, and forestry and wildlife operational support. Without this position, DOFAW will need to rely on contracted services which will increase costs while reducing quality, as the in-house staff provides long-term expertise and job knowledge. The specialized nature of ecosystem and species protection work favors civil service employment where staff can gain rigorous training in wilderness skills, species identification, and knowledge of remote landscapes, and the tasks needed to provide program support.
- Add funds for the Maunawili trail and comfort station maintenance (\$50,000, A)
This request would install a rustic parking area and temporary bathroom facilities. The trail will also be realigned to avoid impact to cultural sites and the surrounding community. Funds will be used to implement the trail improvement plan.
- Change MOF from T to N for Wildlife Biologist IV, #122269, (Oahu) to LNR 804 (.50 FTE) federal funds to primarily reflect the duties of the position, \$43,101, N (Salary: \$26,478, Fringe Benefit: \$16,623)
This established position is a key position in the Oahu wildlife program that is currently funded 100% through federal grants. Change in MOF will accurately reflect the duties of this position.
- Federal Fund Ceiling Adjustment for an anticipated increase in Federal funding (\$71,538, N)
Anticipated increase for Federal Grants from Fish and Wildlife Service/Federal Highways Division.

Commission on Water Resource Management (CWRM) -- LNR404

- Establish and fund (\$113,160 A) four (4.00) new Aquatic Biologist positions to assist with establishing instream flow standards (IFS) and conducting field investigations.

CWRM is currently involved with multiple stream-related water issues including contested case hearings, petitions to establish instream flow standards (IFS), monitoring of established IFS, potential designation of surface water management areas, and complaints. With more variable streamflows, CWRM is seeing an increase in complaints regarding public trust uses of water, with greater competition in areas such as West Maui (Kahoma, Launiupoko, Kaua'ula), Central Maui (Nā Wai 'Ehā region including Waihe'e, Waiehu, Wailuku, and Waikapū), and Southeast Kaua'i (Wailua). To address these issues and accomplish its mission, CWRM must have adequate field staff to investigate, collect

data, conduct field research, and meet with community members. CWRM's workload will only increase with climate change causing extreme fluctuations in streamflows and increasing encroachments upon traditional and customary native Hawaiian practices and water rights. The biggest challenge to meeting goals is the current lack of staff as tasks continue to expand. CWRM currently has only three staff to conduct routine field work, on top of office tasks including preparation of IFS assessments, GIS data analysis, agency meetings, and managing water use reporting by stream diversion owners. Establishment and corresponding funding (\$113,160 A) for four (4.00) permanent Aquatic Biologist positions will greatly assist with completing the required field work associated with the challenges detailed above.

- Appropriate \$2,000,000 in general obligation bond funds for the planning, land acquisition, designing and construction of deep monitor wells statewide.

Water is Hawaii's most important resource. Protecting and preserving water resources is directly linked to health, welfare, and the quality of life. Limited water resources and growing demand require careful consideration and effective coordination between land use planning and water supply. Deep monitor wells penetrate the entire water column from fresh water into the saltwater. The data are used to track the changes in the thickness and elevation of the freshwater aquifers over time. In order to ensure sustainable drinking water supplies into the future, the response of aquifers to pumping (as reported by individual well owners) and changes in land use as well as climate needs to be continuously monitored. Deep monitor well and reported pumpage, water-level, and chloride data are also used to help construct computer models that help us to understand the direction, flow, and sustainable yields of underground water resources. Additional funding (\$2,000,000 C) is needed to enable CWRM to plan, design, and acquire land for deep monitor wells in aquifers that are or may be threatened by increasing ground water withdrawals.

Division of Conservation and Resources Enforcement (DOCARE) -- LNR405

No significant adjustments contained in the supplemental budget request.

Division of Boating and Ocean Recreation (DOBOR) -- LNR801

DOBOR is requesting a \$3,000,000 special fund ceiling increase that will allow DOBOR to utilize its recent fee increase and engage in additional Repair and Maintenance (R&M) projects. The current ceiling does not allow DOBOR to expend funds on needed repair and maintenance projects in a timely manner. The ceiling increase will allow DOBOR to expend the increase in funding from its fee increase that was implemented in late 2019.

DOBOR is also requesting Capital Improvement Project (CIP) requests for:

1. Funds for a wastewater treatment plant at the He'eia Kea Small Boat Harbor. The Department of Health, Clean Water Branch, has issued a Notice of Violation in the amount of \$600,000 for failure to update the sewer system at the harbor. DOBOR has been requesting funding for several years but only received partial funding that was used to repair the absorption beds in the facility. Additional funding is needed to bring the sewer system into compliance.
2. Improvements for the North and South Kawaihae Small Boat Harbor. This includes improvements to both sites and a funds for improvements to the loading dock at North Kawaihae.
3. Funding to repair the loading dock at the Keehi Small Boat Harbor launch ramp that was damaged during a storm event.

State Historic Preservation Division (SHPD) – LNR802

- Increase in ceiling for existing positions under the SHPD - Special Land Development Fund (S319). This will provide DLNR-SHPD the authority to fund payroll and fringe benefit expenditures under the newly changed MOF made in the 2020, SLH, from general to special fund for three existing positions including two Archaeologists IV positions and one Office Assistant III.
- Request for funding to recapture \$100,000 for the digitization of legacy data that was originally approved by 2019 SLH for the FY 21 SHPD Budget and cut by the 2020 SLH. The recapture of funds is part of an on-going initiative to compile legacy data and convert it into the proper electronic format for storing in the Hawaii Cultural Resource Information System's (HICRIS) data base and make its extensive library of cultural resource information more widely available and usable to professionals, planners, and the public via internet access. SHPD has no other viable source of revenue to support this budget request.
- Increase in compensation for 21 SHPD Program positions to compete with federal agencies and private industry for qualified professional staff and reduce the loss of professional staff to entities that offer higher compensation in an extremely tight pandemic labor market.
- Addition of fifteen (15) program staff positions required to meet the workflow and volume under the Review and Compliance, Burial Sites, State and National Register, Survey and Inventory, Tax Incentive, Certified Local Government Programs, and project reviews mandated by HRS, Chapter 6E and Sections 106 and 110 of the National Historic Protection Act of 1966, as amended. 4. This will allow SHPD a full complement of staff sufficient to meet its mandates and regulatory timeframes which have been extremely challenging over the years. A delay in fulfilling this budget request and the previous

request for salary increases will have a significant negative impact on SHPD’s capacity and ability to reduce its project review backlog.

- Funding to increase SHPD’s operating budget by \$100,000 for newly incorporated monthly expenses including: HICRIS technical and maintenance support as well as cloud maintenance and storage expenses for HICRIS data files. The increase in funds to support operations is to offset budget cuts made in the 2020, SLH, which reduced the SHPD operating budget from approximately \$150,000 to \$10,000. Furthermore, the recent activation of the HICRIS system has increased SHPD’s operating cost by \$100,000 for cloud storage and annual technical support. This does not include other routine operating expenses such as telephone and communication expenses, rental of copy and fax machines, electricity, etc., or office equipment for new staff.
- Funding for the design and plans to construct the East Hawaii Historic Preservation Center on Hawaii Island to replace the current facility used by the SHPD Hilo Unit Capital Improvement Project (CIP) budget request. The design and planning phase is required to provide the specifications and cost breakdown for the replacement facility which will provide the SHPD Hilo Unit new office space, resource library, conference facility and curation space for the Rosenthal collection currently housed in two shipping containers.

Division of State Parks (State Parks) -- LNR 806

The State Parks special fund spending plan is contingent upon the approval of the request to increase the LNR 806 Special Fund ceiling.

The current ceiling is:

S-312 special fund	\$ 93,312
S-305 special fund – TAT	\$2,417,008
S-355 special fund – SLDF	\$ 584,216

State Parks’ supplemental budget request is to **increase** the ceiling by approximately \$12,000,000.

S-312 special fund	\$12,000,000
S-305 special fund – TAT	\$ 2,417,008
S-355 special fund – SLDF	\$ 584,216

While there is still uncertainty associated with the long-term viability of the sustained tourism due to COVID implications, State Parks has determined that the ceiling increase is justified and warranted.

Pending the approval of the ceiling, State Parks intends to offset a portion of general funds for park operations with special funds. The General fund savings could then be applied to the salary

cost of the additional positions critically needed to support the beleaguered and inadequate number of existing staff and to improve the quality of resource and the public's experience in all State Parks.

There is an approximate \$40 million dollar backlog in deferred maintenance and with the robust increase in ceiling, in addition to supporting County lifeguard contracts, reoccurring operational costs, equipment and vehicles, these deferred maintenance costs could be supported with revenue rather than CIP - which in some cases is ineligible for CIP, such as the critically needed maintenance of Statewide tree trimming.

In 2020, State Parks significantly increased fees associated with parking and entry for out of state visitors and commercial tour operators with a modicum increase in camping and lodging fees with staggered rate for visitors and residents. With the unanticipated robust return of visitors in 2021 from the U.S. Mainland market, revenue has been increasing dramatically. Additional parks are being examined for parking and entry fees, which will further increase revenue, along with new concessions.

- Funding of unfunded positions

At 128 positions, Hawaii State Parks is the least staffed State Park System in the entire United States but ranked in the top 20 in visitation. State Parks is making staunch efforts to maintain and improve baseline park operations and services for the public with inadequate staff positions. During the onset of the pandemic when park units were closed and visitors restricted, there was a significant reduction in revenue jeopardizing the salary of 48 special funded positions. These have been converted to general funded positions.

- CIP request

The Lump Sum CIP improvement request of \$5,515,000 in General Obligation Bonds is for the implementation of measures to ensure public health and safety, planning for the protection of cultural and historic resources, implement a design in progress for the substantial repair of interior park roadways and for critical water system related infrastructure specifically at Kokee and Waimea Canyon State Parks and Polihale State Park on Kauai.

Administration (Admin) – LNR906

The Administration Division requests the following:

- Re-establish one IT position, Information Technology Band B, abolished by Act 88, SLH 2021 (MOF A, \$32,310).

The IT position is dedicated to support the publicly available web service, Water Resource Commission Information Management System (WRIMS) Application in addition to supporting the local area network and telework environments that allow employees to perform the same level of at work duties. The Commission on Water Resource

Management utilizes information from the online application for data collection surveying, analysis, and planning detailed by the state's water resource protection plan. Technology maintenance of the WRIMS system allows for the continued management of Hawaii's ground water and surface water resources. Water use data for every well owner is to be continuously updated on a monthly basis and supported by the availability of the application via the Department of Land and Natural Resources' (DLNR) website.

- Add position and funds for two (2) Accountant IV positions (MOF A, \$67,200).
The two (2) Accountant IV positions will be performing financial reporting, analysis, and funds management. These positions will be doing in-depth analysis of program funds, provide the necessary advice and service vital to division heads/administrators in ensuring the federal grants are expended in full compliance of its requirements, and the general funds are utilized to the fullest. These positions will give the Department the best chance to institute better compliance, enhance internal controls, and will result in the better use of the department's time and financial resources.

One of the essential functions of the Administrative Services Office (ASO) is to provide guidance and oversight of the Department's budget, financial management and operations for all of Department of Land and Natural Resources (DLNR) divisions' various funds, grants, and other awards to ensure that funds necessary to carry out the Department's mission are obtained, allocated, and expended in accordance with the Department's priorities and relevant laws and policies. This will give ASO the additional manpower it needs to efficiently support the Department.

- Special Fund ceiling increase for fringe benefit adjustment (MOF B, \$192,020).
Special Fund ceiling increase is needed to cover the increase in fringe benefit due to higher fringe benefit rate (62.78%).

Kaho'olawe Island Reserve Commission (KIRC) -- LNR906

KIRC submitted the following adjustments in the biennium budget:

- Add funds for other operating expenditures (\$100,000) per provisions from Act 140, SLH 2018 (KIRC).
Additional funds for FY23 are for a continuation of funds established in Act 140, SLH 2018 to continue for FY23. The funds will be used to reestablish a critical, underfunded program established by Act 140 SLH 2018 and to support the Kaho'olawe Island Reserve Commission (KIRC) to effectively meet the unique challenges of restoring, preserving and determining the appropriate uses of the Kaho'olawe island reserve for the people of Hawaii. The funds will be used to support native on-island plantings, restoration supplies and materials including irrigation and water collection systems as well as transportation and logistics support to move materials and supplies to Kaho'olawe.

The provided funds allow the KIRC to effectively meet the unique challenges of restoring, preserving, and determining the appropriate uses of the Kaho'olawe Island Reserve for the people of Hawaii.

- Add position and funds for one (1) KIRC Cultural Resource Specialist II, #112516, FY23: \$50,000

Additional position and funds for one KIRC Cultural Resource Specialist II, #112516. This position is necessary to review and coordinate the various request to use the Kaho`olawe Island Reserve for Native Hawaiian cultural practices; conduct regular surveys and project coordination of the KIRC many cultural and archaeological preservation and protection projects and to help expand the KIRC staff ability to install traditional native Hawaiian practices and knowledge into its many programs.

The KIRC Cultural Resource Specialist II position will assist the KIRC in its management of the historic and cultural resources in the Reserve by instilling traditional Native Hawaiian practices and knowledge in its day-to-day program management activities and tasks; oversees multiple preservation projects of cultural sites in the Reserve and coordinates the various request for cultural use of the Reserve.

Department of Land and Natural Resources
Functions

Table 1

Division	Description of Function	Activities	Prog ID(s)	Dept-Wide	
				Priority	Statutory Reference
LAND	To ensure the effective and efficient use of public lands in ways that will fulfill the public land trust obligations and promote the sustained social, environmental and economical well-being of Hawaii's people, including planning for the use of and developing State lands, leasing lands for agricultural, commercial, industrial renewable energy, and resort purposes; issuing revocable permits and easements, taking inventory of and managing public lands, and ensuring the availability of lands for public purposes.	Land Division is tasked with the disposition of State lands through fee sale, lease, permit, grant-of-easement, license, executive order or other types of dispositions, and acquisition of private lands and lands owned by other government entities that are required by the State agencies through negotiation, condemnation or land exchange. Lease administration, including conducting site inspections, processing lessee requests for consents to mortgages or assignments, and the ongoing enforcement of lease terms and conditions to ensure rent, insurance, performance bond and other lease requirements are met in a full and timely manner. Property management of unencumbered State lands includes responding to complaints by the public, conducting land maintenance activities (e.g. clearing stream mouths, cutting trees, towing abandoned vehicles), and cleaning illegal dumps.	LNR101	12	Chapter 171, et seq., HRS
		Proactive planning and development initiatives ensure more effective and efficient use of public lands to fulfill our trust obligations and promotes economic activity in Hawaii. Maintains an inventory of State-owned public lands that are under the management jurisdiction of the BLNR as defined in HRS 171-2, and the Division also serves as a repository of land documents dating back to the "Great Mahele" of 1848. Provides abstracting services and land management advice to other State agencies. Responsible for processing shoreline certifications for properties bordering the ocean.	LNR101	34	Chapter 171, et seq., HRS

Department of Land and Natural Resources
Functions

Table 1

Division	Description of Function	Activities	Prog ID(s)	Dept-Wide	
				Priority	Statutory Reference
LAND (OCCL)	To conserve, protect, and preserve important natural resources of the state through appropriate management and to promote their long-term sustainability and the public health, safety and welfare through regulation and enforcement of land use laws under Chapter 183C, Hawaii Revised Statutes; and protect and restore sandy beaches around the state through improving planning and early identification of coastal hazards, as well as through beach restoration and avoidance of coastal hazards.	The Office of Conservation & Coastal Lands processes: Conservation District Use Permits (CDUP), prosecution of land use violations, resolution of shoreline encroachments, enactment of beach restoration projects (i.e. Waikiki Beach Improvements/Kaanapali Beach and Dune Enhancement), administration of contested cases involving Conservation District Use Permit's and shoreline certifications. OCCL provides information to landowners, decision makers and the general public regarding Conservation District matters. OCCL provides direction and guidance on a wide variety of coastal issues. This includes response to coastal erosion, coastal development setbacks, and beach nourishment. OCCL is in charge of the Hawaii Climate Adaptation Initiative and is developing the State Sea Level Rise Vulnerability and Adaptation Report.	LNR101	9	183C & 190D, HRS
BOC	To serve and protect the public by providing for an accurate, timely and permanent system of recording, maintaining and preserving land title recordings and related documents and maps.	Recording, indexing and processing land title and other related legal documents and maps. Issuing Land Court Certificates of Title, certifying copies of matters of record and conducting records and Uniform Commercial Code (UCC) searches. Providing secure public access to and public notice of our recorded information.	LNR 111	13	Chapters 501 & 502, HRS.
ENG	1. Engineering services to other divisions and agencies	Administer contracts for planning, design or construct of departmental projects; provide engineering services provided to other agencies or DLNR divisions.	LNR141	18	--
	2. Rockfall and/or flood mitigation	Retain consultants or contractors to assess conditions and/or implement projects to address rockfall hazards and/or flood damage located on or due to DLNR lands.	LNR141	20	--
	3. Dam safety program	Perform dam inspections; review and/or issue dam permits; develop or implement dam safety projects; prepare dam-related reports or maps; provide dam-related technical assistance; enter dam-related cooperative agreements.	LNR810	21	Chap. 179D, HRS
	4. Geothermal and other mineral resources management/regulation	Review and/or issue geothermal permits; monitor geothermal development activities.	LNR141	22	Chapters 182, 196D, HRS

Department of Land and Natural Resources
Functions

Table 1

Division	Description of Function	Activities	Prog ID(s)	Dept-Wide	Statutory Reference
				Priority	
ENG	5. Flood control program, including administration of National Flood Insurance Program	Review flood control and prevention plans; coordinate flood-related cooperative agreements; provide flood-related technical assistance; perform flood control research, studies or investigations.	LNR810	23	Chap. 179, HRS
	6. Develop water and land resources to support State projects	Implement and/or coordinate projects to develop ground or surface water sources in support of State projects.	LNR141	58	Chapter 174, HRS
	7. Soil and Water Conservation District (SWCD) Program	Provide administrative support and funding to the SWCD program.	LNR141	66	Chapter 180, HRS
DAR	1. Preserve/enhance marine, estuarine, freshwater native and other resident aquatic species and their habitats.	Create and amend administrative rules to protect aquatic species and their habitats, also conduct surveys, monitoring, inventory of important fishery stocks and habitats.	LNR401	6	187A-2; 190-1,2,3,4,5
	2. Promote sustainable resource use and ensure the viability of Hawaii's commercial and recreational fisheries.	Process and analyze commercial fish catch reports, contact fishermen for late reports, issue delinquency letters, and record number of freshwater fishing licenses purchased.	LNR153, LNR805	29	187A-2(1)
	3. Detect, map and eradicate invasive alien species and prevent entry into state waters.	Plant sea urchins on reefs choked with alien algae to biologically control unwanted algae species.	LNR401	30	187A-31,32
	4. Formulate in-stream flow standards to preserve Hawaii's stream biota.	Conduct annual stream surveys and analyze survey data to model habitat requirements for native stream biota.	LNR401	39	195D-3(a)
	5. Promote public understanding of the importance of Hawaii's aquatic resources.	Encourage conservation and ethical use of the aquatic resources through education and outreach activities.	LNR401	40	187A-9
	6. Issue commercial marine (fishing) licenses, freshwater gamefish licenses, duplicate licenses, dealer permits.	Provide for various fishing opportunities in coastal waters and public fishing areas statewide, log permit and license information.	LNR153, LNR805	41	189-2(6), 189-3
	7. Review applications for permits to take aquatic life for science, education, and propagation purposes.	Process permit applications in a timely manner provide applications are complete with all necessary information and request would assure no adverse impact on aquatic resources and their habitat.	LNR401	42	187A-6, 6.5
	8. Manage public fishing areas, fish aggregating devices, marine life conservation districts, shoreline fishery management areas, artificial reefs, and refuges.	Conduct creel surveys at public fishing areas, replace and conduct research on fish aggregating devices, monitor fish populations at marine life conservation districts, fishery management areas, artificial reefs and other refuges.	LNR153, LNR805	46	187A-2(3), 187A-21, 188-22.6-22.9, 188-53
	9. Provide conservation and safety education.	Coordinate/assist with response to shark attacks and provide hazardous marine warnings.	LNR401	43	187A-9
	10. Protect and restore coral reef habitat.	Propagate corals for preservation of biodiversity (coral ark) and reef restoration.	LNR401	55	187A-2

Department of Land and Natural Resources
Functions

Table 1

Division	Description of Function	Activities	Prog ID(s)	Dept-Wide	
				Priority	Statutory Reference
DOFAW	1. Protect and manage forested watersheds, forest reserves, wildlife sanctuaries, and natural area reserves.	Protect and manage forested watersheds, forest reserves, wildlife sanctuaries, natural area reserves, and public hunting and recreation areas across the state.	LNR172, 402, 407, 804	2	HRS 183, 183D, 195, 195D, 198D
		Support forest and natural resource management across the state including watershed partnerships, forest stewardship partners, and natural area partnerships.	LNR407, LNR172	3	HRS 195, 195F
		Prevent and suppress wildland fire on public and private lands with important resources.	LNR402	4	HRS 185
		Address and monitor natural resource threats to Hawaii's forests and natural areas including control damaging feral animals, predators, weeds, invasive species, and diseases.	LNR172, 402, 407, 804	5	HRS 183, 183D, 194, 195, 195D, 195F
		Administer State Land Legacy and federal land acquisition programs.	LNR172, 402, 407	17	HRS 173A, 195, 195D
	2. Protect and manage native ecosystems, threatened/endangered species, native plants and animals, and prevent the establishment of invasive species in state.	Support Hawaii Invasive Species Council and county invasive species committees.	LNR402, LNR172	14	HRS 194
		Implement management and recovery projects for Threatened and Endangered (T&E) native species.	LNR402, LNR407	15	HRS 183D, 195, 195D
		Process T&E habitat conservation plans, safe harbor agreements, and research permits.	LNR402, LNR407	16	HRS 183D, 195, 195D
	3. Provide outdoor recreation for hiking, hunting, camping, riding and off-road vehicle use.	Maintain and develop multi-use trails, Off Highway Vehicle (OHV) use, and camping and recreation sites. All while pursuing more access opportunities into our public lands. Maintain and manage Commercial Trail Tour Activity (CTTA) that contributes to Hawaii's economic growth.	LNR 804, LNR172	27	HRS 198D, 183
		Document, inventory, protect and restore historic trails and old government roads.	LNR804	28	HRS 198D
		Maintain public hunting as a source of food, recreation, and to control game animals.	LNR804	47	HRS 183D
	4. Manage and develop forest resources to strengthen the state's economy, and promote sustainable production of forest products and services on state and private lands.	Work with local forestry industry professionals to support development and utilization of forest products for wood, biomass, non-timber, and community products.	LNR172	48	HRS 183, 195F
		Support the development of sustainable forest product industries.	LNR 172	49	HRS 183

Department of Land and Natural Resources
Functions

Table 1

Division	Description of Function	Activities	Prog ID(s)	Dept-Wide	
				Priority	Statutory Reference
		Manage and permit the collection of forest products for personal and cultural gathering purposes.	LNR172	50	HRS 183
		Administer private landowner assistance projects for forest protection and management, native species habitat, and forest products development.	LNR172	51	HRS 183, 186, 195F
DOFAW	5. Support the Youth Conservation Corps program, and provide environmental education, outreach and volunteer opportunities.	Administer Youth Conservation Corps (YCC) program; develop and coordinate volunteer projects for native species restoration and conservation; develop and disseminate environmental education materials.	LNR407	52	HRS 193, 195
CWRM	Protect ground and surface water resources to obtain maximum reasonable beneficial use while ensuring adequate provision for water rights, existing uses, and objectives declared to be in the public interest.	<ol style="list-style-type: none"> 1. Collect and analyze hydrologic data and assess water resource availability and use. 2. Designate water management areas and regulate water use where water resources may be threatened. 3. Establish instream flow standards on a stream-by stream basis whenever necessary to protect the public interest in waters of the State. 4. Administer a statewide permitting system for well construction, pump installation, stream channel alteration, and stream diversion works. 5. Administer water use permitting system in designated water management areas. 6. Develop, implement, and update comprehensive short- and long-range plans to protect, conserve and manage water resources. 7. Investigate and arbitrate water-related complaints/disputes. 	LNR404	7	Chapter 174C, HRS
DOCARE	<p>1. The enforcement of laws and rules relating to state parks, historic sites, forests and forest reserves, aquatic life and its sanctuaries, public fishing areas, boating, ocean recreation and coastal programs, wildlife and its sanctuaries, game management areas, public hunting areas, and natural area reserves, consistent with and in support of the provisions of Title 12, Chapters 6D, 6E, and 6K, Chapter 134, Chapter 200, and provisions of Title 37, Hawaii Penal Code, Hawaii Revised Statutes.</p> <p>2. Engage in educational activities for the dissemination of</p>	Investigate complaints, gather evidence, conduct investigations, conduct field observations and inspections, and provide education to the public for the effective enforcement of state laws and rules protecting natural, cultural and historic resources on public lands, state parks, forest reserves, forests, aquatic life and wildlife areas, Kaho'olawe Island Reserve, and any other lands and waters within the State. Enforce the rules in the areas of boating safety, conservation, and search and rescue relative to the control and management of boating facilities owned or controlled by the State, ocean waters, and navigable streams and any activities	LNR405	10	Title 12, Subtitle 7, Chapter 199, HRS

Department of Land and Natural Resources
Functions

Table 1

Division	Description of Function	Activities	Prog ID(s)	Dept-Wide	
				Priority	Statutory Reference
	<p>information relating to sustainability, waterborne activities and safety, and resource conservation laws, rules and practices through the school system, community organizations and the information media.</p> <p>3. Furnish in-service training for division personnel to maintain and/or increase the level of proficiency needed for effective implementation of program objectives.</p>	<p>thereon or therein, beaches encumbered with easements in favor of the public, and the rules regulating vessels and their use in State waters. Exercise all of the powers and authority of a police officer including the apprehension of violators when violations are detected and when the investigation warrants, effectuate arrests or issue citations for violations of Title 12, Chapter 6D, 6E, or 6K or any rule adopted thereunder.</p>			
	<p>4. Administer the Hunter Education Program to educate and instruct the public on outdoor safety and resource conservation as mandated by Chapter 183D-28, Hawaii Revised Statutes.</p>	<p>Provide instruction to the public in hunter safety, principles of conservation and sportsmanship. Issue hunter education certificates or letters of exemption. Plan and develop public outdoor and indoor target ranges for the program.</p>	LNR405	44	Title 12, Chapter 183D, HRS
	<p>5. Coordinate activities with other State, County and Federal law enforcement agencies to suppress cultivation and minimize the availability of marijuana through crop destruction. This function is temporarily suspended due to the COVID-19 pandemic.</p>	<p>Plan and implement missions to eradicate marijuana on state-owned lands and forest areas.</p>	LNR405	60	Title 12, Subtitle 7, Chapter 199, HRS
DOBOR	<p>1. Managing and administrating the ocean-based recreation and coastal areas programs of the state.</p>	<p>Establish, maintain, and revise Hawaii Administrative Rules (HAR). HAR governs the use of state harbors, ramps, and ocean recreation areas. Active oversight and responsibility of managing state small harbors, ramps and ocean recreation areas as well as the ocean waters of the State out to three miles. Maintain, repair, and replace aids to navigation as well as ensure access to small boat harbors and ramps to the boating and non-boating public. Responsible for managing the use of all near shore waters, which includes regulating the use of ocean waters for surfers, stand-up paddleboarders, kayakers, and other users of the nearshore waters. Issue marine activity permits for organized uses of the nearshore waters for regattas, surf contests, etc.</p>	LNR 801	19	Chapter 200

Department of Land and Natural Resources
Functions

Table 1

Division	Description of Function	Activities	Prog ID(s)	Dept-Wide	Statutory Reference
				Priority	
	2. Planning, developing, operating, administering, and maintaining small boat harbors, launching ramps, and other boating facilities and associated aids to navigation throughout the state.	Operate, maintain, and repair 16 small boat harbors and 52 small boat ramps statewide. Also maintain, repair, and replace navigational aids and aids to navigation statewide. Responsible for dredging harbor and ramp entrance channels.	LNR 801	31	Chapter 200
DOBOR	3. Developing and administering an ocean recreation management plan.	Work with community to develop appropriate uses for state ocean waters.	LNR 801	35	Chapter 200
	4. Administering and operating a vessel registration system for the state.	Registers all new and existing vessels in the state. This includes vessel sales and transfers.	LNR 801	36	Chapter 200
	5. Regulating the commercial use of state waters and marine resources, including operations originating from private marinas.	The division issues commercial use permits for the use of state small boat harbor facilities and state waters in accordance with the Hawaii Administrative Rules (HAR).	LNR 801	37	Chapter 200
	6. Regulating boat regattas and other ocean water events.	The division issues marine event permits for ocean recreation activities such as regattas, surf contests and other uses of the ocean waters.	LNR 801	38	Chapter 200
	7. Administering a marine casualty and investigation program.	Tracks marine accidents statewide as well as coordinates investigations of marine accidents. Accident reports are tracked and submitted to the United States Coast Guard (USCG).	LNR 801	56	Chapter 200
	8. Assisting in abating air, water, and noise pollution.		LNR 801	53	Chapter 200
	9. Conducting public education in boating safety.	Promotes safe boating activities state wide through educational activities at boat shows, schools and other public, marine gatherings. This includes coordinating activities with USCG Reserve and USCG Auxiliary.	LNR 801	61	Chapter 200
	10. Administering the boating special fund.	Responsible for processing payments and expenditures for the program in accordance with B&F and DAGS guidelines.	LNR 801	54	Chapter 200
	11. Assisting in Controlling Shoreline Erosion	Works with DLNR Engineering and the Office of Conservation and Coastal Lands (OCCL).	LNR 801	62	Chapter 200
	12. Repairing seawalls and other existing coastal protective structures under the jurisdiction of the State.	Works with DLNR Engineering and the Office of Conservation and Coastal Lands (OCCL).	LNR 801	63	Chapter 200
	13. Removing nonnatural obstructions and public safety hazards from the shoreline, navigable streams, harbors, channels, and coastal areas of the State.	Removes grounded vessels, submerged vehicles, whale carcasses, and other marine debris from beaches and near shore waters.	LNR 801	45	Chapter 200

Department of Land and Natural Resources
Functions

Table 1

Division	Description of Function	Activities	Prog ID(s)	Dept-Wide	
				Priority	Statutory Reference
	14. Issue long term leases, concession contracts, revocable permits, etc. for the use of fast lands within a state small boat harbor.	The property management section is responsible for developing the fast lands in the state small boat harbor in order to increase revenue that will be used to support the program.	LNR 801	32	Chapter 200
SHPD	1. Review of State and Federal projects	Review reports, photos, inventories, meet with project proponents, enter into agreements with other agencies regarding the treatment of historic or cultural properties.	LNR802	8	6E-8, 6E-10, 6E-42 National Historic Preservation Act as amended (NHPA)
	2. Inventory and Survey	Inventory and catalogue significant cultural and historic sites.	LNR802	24	6E-3, NHPA, NPS Grant Manual
	3. Burial Protection	Staff the island burial councils (5), make determinations on inadvertent finds, review genealogies and make recommendations to the burial councils, review burial treatment plans and make recommendations to the burial councils. Attend meetings with descendants and project proponents.	LNR802	25	6E-3, 6E-43, 6E-43.5, 6E-43.6
	4. National Register	Staff the Historic Hawaii Review Board (HHRB), review nominations for completeness, present nominations to the HHRB, forward appropriate nominations to the National Register, maintain files on register sites.	LNR802	57	6E-3, 6E5.5, NPS Grant Manual
	5. Certified Local Governments (CLGs)	Work with the counties to ensure historic preservation programs on all islands. Provide grants to Hawaii, Maui and Kauai in alternate years, as they are the 3 counties with CLGs.	LNR802	64	6E-3, NHPA, NPS Grant Manual
	6. Planning	Develop the statewide Historic Preservation Plan and update every 5 years.		65	6E-3, NHPA, NPS Grant Manual
	7. Education and Outreach	Develop programs to educate the public about historic preservation and its importance to the state.	LNR802	59	6E-3, NHPA
STATE PARKS	1. Maintain natural and cultural parks, facilities, & resources for current and future generations.	Repair, maintain and improve the quality of park facilities, continue education efforts for the public to enrich experience and reduce impact to sensitive resources and historic sites; carry out capital improvements projects to create and restore park infrastructure.	LNR806	11	Section 184

Department of Land and Natural Resources
Functions

Table 1

Division	Description of Function	Activities	Prog ID(s)	Dept-Wide	Statutory Reference
				Priority	
	2. Provide safe public access to state parks that contain both sensitive natural resources and cultural and historic sites.	Provide lifeguard services at parks on Oahu, Maui, Kauai, and Hawaii; determine and implement park safety improvements and install, as warranted, and maintain increasing number of both warning and interpretive signage for public safety, and education. Expand the Interpretive Technician staff to educate and interact with the public for enrichment of experience and to improve safety and compliant behavior.	LNR806	26	Section 184
STATE PARKS	3. Increase opportunities for the enjoyment, appreciation, and management of state parks.	Evaluate and assess the value of park resources by determining new methods to generate income in order to offset shortages in the operating budget and improve the quality of the park experience statewide. Operate camping, lodging, picnic & day use recreational facilities; issue park use permits; continue interpretive programs; administer Land & Water Conservation Funds, State Comprehensive Outdoor Recreation Plan (every 5 years), manage grants-in-aid, and provide public information. Continue to develop public/private partnerships for management and income generation.	LNR806	33	
ADMIN	Provide direction, oversight and accountability for department and all administrative support services to every division.	Plan, direct, & coordinate the various activities of the department within the scope of laws & regulations; direct the preparation of department budgets, submit and justify budgets before review by approving authorities and exercise control of funds made available for the department; maintain a comprehensive accounting and financial information system for the Department's revenues, expenditures and financial transactions; provide and maintain a comprehensive personnel management program for the department providing support services to the Chairperson, staff offices, 11 operating divisions, and one attached agency; plan, coordinate and administer the department's information processing and telecommunications services for program functions.	LNR906	1	Chapters 6D, 6E, 6K, 26, 76, 171, 172, 173, 173A, 174, 174C, 179D, 180, 181, 182, 183, 183B, 183C, 183D, 184, 185, 186, 187A, 188, 188F, 189, 190, 190D, 193, 194, 195, 195D, 195F, 196D, 198D, 199, 199D, 200, 501, 502, HRS

Department of Land and Natural Resources
Department-Wide Totals

Table 2

Fiscal Year 2022					
Budget Acts Appropriation	Reductions	Additions	Emergency Appropriations	Total FY22	MOF
\$ 66,208,602.00				\$ 66,208,602.00	A
\$ 67,974,133.00				\$ 67,974,133.00	B
\$ 17,916,970.00				\$ 17,916,970.00	N
\$ 24,734,025.00				\$ 24,734,025.00	P
\$ 728,081.00				\$ 728,081.00	S
\$ 392,156.00				\$ 392,156.00	T
\$ 1,686,056.00				\$ 1,686,056.00	U
\$ 5,271,370.00				\$ 5,271,370.00	V
\$ 659,106.00				\$ 659,106.00	W
\$ 185,570,499.00	\$ -	\$ -	\$ -	\$ 185,570,499.00	Total
Fiscal Year 2023					
Budget Acts Appropriation	Reductions	Additions		Total FY23	MOF
\$ 63,089,782.00	\$ -	\$ 5,017,230.00		\$ 68,107,012.00	A
\$ 69,974,133.00	\$ -	\$ 17,856,938.00		\$ 87,831,071.00	B
\$ 16,296,659.00	\$ (88,320.00)	\$ 222,908.00		\$ 16,431,247.00	N
\$ 8,031,303.00	\$ (280,346.00)	\$ 8,842,640.00		\$ 16,593,597.00	P
\$ 728,081.00	\$ -	\$ -		\$ 728,081.00	S
\$ 392,156.00	\$ (86,202.00)	\$ -		\$ 305,954.00	T
\$ 1,686,056.00	\$ -	\$ 19,319.00		\$ 1,705,375.00	U
\$ 848,080.00	\$ -	\$ -		\$ 848,080.00	V
\$ 659,106.00	\$ -	\$ 150,000.00		\$ 809,106.00	W
\$ 161,705,356.00	\$ (454,868.00)	\$ 32,109,035.00	\$ -	\$ 193,359,523.00	Total

Department of Land and Natural Resources
Program ID Totals

Table 3

Prog ID	Program Title	MOF	As budgeted (FY22)			As budgeted (FY23)			Governor's Submittal (FY22)				Governor's Submittal (FY23)			
			Pos (P)	Pos (T)	\$\$\$	Pos (P)	Pos (T)	\$\$\$	Pos (P)	Pos (T)	\$\$\$	Percent Change of \$\$\$\$	Pos (P)	Pos (T)	\$\$\$	Percent Change of \$\$\$\$
LNR 101	Public Lands Management	A	-	1.00	170,264	-	1.00	170,264	-	1.00	170,264	0.00%	-	1.00	170,264	0.00%
		B	56.00	-	22,727,960	56.00	-	24,727,960	56.00	-	22,727,960	0.00%	64.00	-	28,518,847	15.33%
	LNR 101 Total	56.00	1.00	22,898,224	56.00	1.00	24,898,224	56.00	1.00	22,898,224	0.00%	64.00	1.00	28,689,111	15.23%	
LNR 111	Conveyances and Recordings	B	57.00	3.00	7,613,533	57.00	3.00	7,613,533	57.00	3.00	7,613,533	0.00%	57.00	3.00	7,712,956	1.31%
		LNR111 Total	57.00	3.00	7,613,533	57.00	3.00	7,613,533	57.00	3.00	7,613,533	0.00%	57.00	3.00	7,712,956	1.31%
LNR 141	Water & Land Development	A	24.00	-	2,583,711	24.00	-	2,583,711	24.00	-	2,583,711	0.00%	24.00	-	2,918,651	12.96%
		B	4.00	-	820,764	4.00	-	820,764	4.00	-	820,764	0.00%	4.00	-	820,764	0.00%
		T	-	-	199,479	-	-	199,479	-	-	199,479	0.00%	-	-	199,479	0.00%
	LNR 141 Total	28.00	0.00	3,603,954	28.00	0.00	3,603,954	28.00	0.00	3,603,954	0.00%	28.00	0.00	3,938,894	9.29%	
LNR 153	Commercial Fisheries & Aquaculture	A	11.00	-	987,079	11.00	-	987,079	11.00	-	987,079	0.00%	11.00	-	1,327,059	34.44%
		B	2.00	-	381,355	2.00	-	381,355	2.00	-	381,355	0.00%	3.00	-	440,540	15.52%
		N	-	-	420,000	-	-	420,000	-	-	420,000	0.00%	-	-	420,000	0.00%
		P	2.00	1.00	731,836	2.00	1.00	325,000	2.00	1.00	731,836	0.00%	1.00	1.00	267,474	-17.70%
		V	-	-	1,000,000	-	-	-	-	-	1,000,000	0.00%	-	-	-	0.00%
LNR 153 Total	15.00	1.00	3,520,270	15.00	1.00	2,113,434	15.00	1.00	3,520,270	0.00%	15.00	1.00	2,455,073	16.17%		
LNR 172	Forestry - Products Development	A	29.00	-	2,713,692	29.00	-	2,713,692	29.00	-	2,713,692	0.00%	34.00	-	3,192,942	17.66%
		B	-	-	2,455,475	-	-	2,455,475	-	-	2,455,475	0.00%	-	-	2,455,475	0.00%
		P	1.00	-	10,421,463	1.00	-	500,000	1.00	-	10,421,463	0.00%	1.00	-	1,550,000	210.00%
	LNR 172 Total	30.00	-	15,590,630	30.00	-	5,669,167	30.00	-	15,590,630	0.00%	35.00	-	7,198,417	26.97%	

Department of Land and Natural Resources
Program ID Totals

Table 3

Prog ID	Program Title	MOF	As budgeted (FY22)			As budgeted (FY23)			Governor's Submittal (FY22)				Governor's Submittal (FY23)			
			Pos (P)	Pos (T)	\$\$\$	Pos (P)	Pos (T)	\$\$\$	Pos (P)	Pos (T)	\$\$\$	Percent Change of \$\$\$\$	Pos (P)	Pos (T)	\$\$\$	Percent Change of \$\$\$\$
LNR 401	Aquatic Resources	A	25.00	3.50	2,023,023	25.00	3.50	2,023,023	25.00	3.50	2,023,023	0.00%	30.00	0.50	2,295,831	13.49%
		B	-	-	-	-	-	-	-	-	-	0.00%	-	1.00	348,320	100.00%
		N	-	2.00	2,410,000	-	2.00	2,410,000	-	2.00	2,410,000	0.00%	-	1.00	2,321,680	-3.66%
		P	1.00	4.50	5,994,189	1.00	4.50	2,154,189	1.00	4.50	5,994,189	0.00%	1.00	4.50	2,310,000	7.23%
	LNR 401 Total		26.00	10.00	10,427,212	26.00	10.00	6,587,212	26.00	10.00	10,427,212	0.00%	31.00	7.00	7,275,831	10.45%
LNR 402	Forest and Wildlife Resources	A	51.50	-	14,821,778	51.50	-	11,710,832	51.50	-	14,821,778	0.00%	51.50	-	13,167,208	12.44%
		N	17.50	-	3,679,764	17.50	-	2,034,832	17.50	-	3,679,764	0.00%	18.50	-	2,191,622	7.71%
		P	2.50	1.00	4,031,129	2.50	1.00	1,486,706	2.50	1.00	4,031,129	0.00%	2.50	1.00	3,647,867	145.37%
		T	1.00	-	192,677	1.00	-	192,677	1.00	-	192,677	0.00%	-	-	106,475	-44.74%
		U	-	7.00	1,686,056	-	7.00	1,686,056	-	7.00	1,686,056	0.00%	-	7.00	1,705,375	1.15%
		V	-	-	995,000	-	-	120,000	-	-	995,000	0.00%	-	-	120,000	0.00%
	LNR 402 Total		72.50	8.00	25,406,404	72.50	8.00	17,231,103	72.50	8.00	25,406,404	0.00%	72.50	8.00	20,938,547	21.52%
LNR 404	Water Resources Management	A	18.00	-	2,838,042	18.00	-	2,838,042	18.00	-	2,838,042	0.00%	22.00	-	2,951,202	3.99%
		B	5.00	-	1,169,242	5.00	-	1,169,242	5.00	-	1,169,242	0.00%	5.00	-	1,169,242	0.00%
		LNR 404 Total		23.00	-	4,007,284	23.00	-	4,007,284	23.00	-	4,007,284	0.00%	27.00	-	4,120,444
LNR 405	Conservation & Resource Enforcement	A	137.25	-	10,774,525	137.25	-	10,774,525	137.25	-	10,774,525	0.00%	137.25	-	10,774,525	0.00%
		B	-	-	893,523	-	-	893,523	-	-	893,523	0.00%	-	-	893,523	0.00%
		N	3.75	-	1,319,046	3.75	-	1,319,046	3.75	-	1,319,046	0.00%	3.75	-	1,319,046	0.00%
		P	-	-	900,000	-	-	900,000	-	-	900,000	0.00%	-	-	900,000	0.00%
		W	-	-	32,671	-	-	32,671	-	-	32,671	0.00%	-	-	32,671	0.00%
		V	-	-	2,548,290	-	-	-	-	-	2,548,290	0.00%	-	-	-	0.00%
	LNR 405 Total		141.00	-	16,468,055	141.00	-	13,919,765	141.00	-	16,468,055	0.00%	141.00	-	13,919,765	0.00%

Department of Land and Natural Resources
Program ID Totals

Table 3

Prog ID	Program Title	MOF	As budgeted (FY22)			As budgeted (FY23)			Governor's Submittal (FY22)				Governor's Submittal (FY23)			
			Pos (P)	Pos (T)	\$\$\$	Pos (P)	Pos (T)	\$\$\$	Pos (P)	Pos (T)	\$\$\$	Percent Change of \$\$\$\$	Pos (P)	Pos (T)	\$\$\$	Percent Change of \$\$\$\$
LNR 407	Natural Area Reserves and Mgmt	A	44.50	19.00	8,350,262	44.50	19.00	8,350,262	44.50	19.00	8,350,262	0.00%	53.50	16.00	8,506,952	1.88%
		B	-	-	-	-	-	-	-	-	-	0.00%	-	-	180,000	100.00%
		N	-	-	500,000	-	-	500,000	-	-	500,000	0.00%	-	-	500,000	0.00%
		P	0.50	-	2,195,408	0.50	-	2,195,408	0.50	-	2,195,408	0.00%	0.50	-	7,671,076	249.41%
LNR 407 Total			45.00	19.00	11,045,670	45.00	19.00	11,045,670	45.00	19.00	11,045,670	0.00%	54.00	16.00	16,858,028	52.62%
LNR 801	Ocean-Based Recreation	A	10.00	-	445,255	10.00	-	445,255	10.00	-	445,255	0.00%	10.00	-	445,255	0.00%
		B	114.00	-	22,382,995	114.00	-	22,382,995	114.00	-	22,382,995	0.00%	114.00	-	23,002,166	2.77%
		N	-	-	1,500,000	-	-	1,500,000	-	-	1,500,000	0.00%	-	-	1,500,000	0.00%
		LNR 801 Total			124.00	-	24,328,250	124.00	-	24,328,250	124.00	-	24,328,250	0.00%	124.00	-
LNR 802	Historic Preservation	A	31.00	-	2,174,884	31.00	-	2,174,884	31.00	-	2,174,884	0.00%	46.00	-	3,329,530	53.09%
		B	3.00	-	495,902	3.00	-	495,902	3.00	-	495,902	0.00%	3.00	-	878,754	77.20%
		N	6.00	-	597,515	6.00	-	622,136	6.00	-	597,515	0.00%	6.00	-	622,136	0.00%
		LNR 802 Total			40.00	-	3,268,301	40.00	-	3,292,922	40.00	-	3,268,301	0.00%	55.00	-
LNR 804	Forest Recreation	A	33.00	-	1,893,781	33.00	-	1,893,781	33.00	-	1,893,781	0.00%	33.00	-	2,298,981	21.40%
		B	2.00	-	816,713	2.00	-	816,713	2.00	-	816,713	0.00%	3.00	-	848,895	3.94%
		N	18.50	-	5,278,462	18.50	-	5,278,462	18.50	-	5,278,462	0.00%	18.50	-	5,344,580	1.25%
		W	3.00	-	626,435	3.00	-	626,435	3.00	-	626,435	0.00%	3.00	-	776,435	23.95%
		LNR 804 Total			56.50	-	8,615,391	56.50	-	8,615,391	56.50	-	8,615,391	0.00%	57.50	-
LNR 805	Recreational Fisheries	A	22.00	-	1,324,529	22.00	-	1,324,529	22.00	-	1,324,529	0.00%	23.00	-	1,404,199	6.01%
		B	-	0.25	104,910	-	0.25	104,910	-	0.25	104,910	0.00%	-	0.25	307,107	192.73%
		N	-	0.75	1,900,000	-	0.75	1,900,000	-	0.75	1,900,000	0.00%	-	0.75	1,900,000	0.00%
		LNR 805 Total			22.00	1.00	3,329,439	22.00	1.00	3,329,439	22.00	1.00	3,329,439	0.00%	23.00	1.00

Department of Land and Natural Resources
Program ID Totals

Table 3

Prog ID	Program Title	MOF	As budgeted (FY22)			As budgeted (FY23)			Governor's Submittal (FY22)				Governor's Submittal (FY23)			
			Pos (P)	Pos (T)	\$\$\$	Pos (P)	Pos (T)	\$\$\$	Pos (P)	Pos (T)	\$\$\$	Percent Change of \$\$\$\$	Pos (P)	Pos (T)	\$\$\$	Percent Change of \$\$\$\$
LNR 806	State Parks	A	127.00	-	10,716,714	127.00	-	10,716,714	127.00	-	10,716,714	0.00%	127.00	-	10,716,714	0.00%
		B	-	-	3,094,536	-	-	3,094,536	-	-	3,094,536	0.00%	-	-	15,001,224	384.76%
		S			728,081			728,081			728,081	0.00%	-	-	728,081	0.00%
		V			728,080			728,080			728,080	0.00%	-	-	728,080	0.00%
LNR 806 Total			127.00	-	15,267,411	127.00	-	15,267,411	127.00	-	15,267,411	0.00%	127.00	-	27,174,099	77.99%
LNR 810	Prevention of Natural Disasters	B	8.00	-	2,427,576	8.00	-	2,427,576	8.00	-	2,427,576	0.00%	8.00	-	2,471,589	1.81%
		P	-	-	460,000	-	-	470,000	-	-	460,000	0.00%	-	-	247,180	-47.41%
		LNR 810 Total			8.00	-	2,887,576	8.00	-	2,897,576	8.00	-	2,887,576	0.00%	8.00	-
LNR 906	Natural Physical Environment	A	42.25	14.00	4,391,063	42.25	14.00	4,383,189	42.25	14.00	4,391,063	0.00%	45.25	15.00	4,607,699	5.12%
		B	19.00	1.00	2,589,649	19.00	1.00	2,589,649	19.00	1.00	2,589,649	0.00%	19.00	1.00	2,781,669	7.41%
		N	1.75	-	312,183	1.75	-	312,183	1.75	-	312,183	0.00%	1.75	-	312,183	0.00%
		LNR 906 Total			63.00	15.00	7,292,895	63.00	15.00	7,285,021	63.00	15.00	7,292,895	0.00%	66.00	16.00
Department Totals			934.00	58.00	185,570,499	934.00	58.00	161,705,356	934.00	58.00	185,570,499	0.00%	985.00	53.00	193,359,523	19.58%
Totals By MOF																
	General	A	605.50	37.50	66,208,602	605.50	37.50	63,089,782	605.50	37.50	66,208,602	0.00%	647.50	32.50	68,107,012	7.95%
	Special	B	270.00	4.25	67,974,133	270.00	4.25	69,974,133	270.00	4.25	67,974,133	0.00%	280.00	5.25	87,831,071	25.52%
	Federal	N	47.50	2.75	17,916,970	47.50	2.75	16,296,659	47.50	2.75	17,916,970	0.00%	48.50	1.75	16,431,247	0.83%
	Other Federal	P	7.00	6.50	24,734,025	7.00	6.50	8,031,303	7.00	6.50	24,734,025	0.00%	6.00	6.50	16,593,597	106.61%
	County Funds	S	-	-	728,081	-	-	728,081	-	-	728,081	0.00%	-	-	728,081	0.00%
	Trust	T	1.00	-	392,156	1.00	-	392,156	1.00	-	392,156	0.00%	-	-	305,954	-21.98%
	Interdepartmental	U	-	7.00	1,686,056	-	7.00	1,686,056	-	7.00	1,686,056	0.00%	-	7.00	1,705,375	1.15%
	Federal Stimulus Funds	V	-	-	5,271,370	-	-	848,080	-	-	5,271,370	0.00%	-	-	848,080	0.00%
	Revolving	W	3.00	-	659,106	3.00	-	659,106	3.00	-	659,106	0.00%	3.00	-	809,106	22.76%
			934.00	58.00	185,570,499	934.00	58.00	161,705,356	934.00	58.00	185,570,499	0.00%	985.00	53.00	193,359,523	19.58%

Department of Land and Natural Resources
Budget Decisions

Table 4

Prog ID	Sub-Org	Description of Request	MOF	Initial Department Requests						Budget and Finance Recommendations						Governor's Decision					
				FY22			FY23			FY22			FY23			FY22			FY23		
				Pos (P)	Pos (T)	\$\$\$	Pos (P)	Pos (T)	\$\$\$	Pos (P)	Pos (T)	\$\$\$	Pos (P)	Pos (T)	\$\$\$	Pos (P)	Pos (T)	\$\$\$	Pos (P)	Pos (T)	\$\$\$
BUDGET REQUESTS:																					
TRADE-OFF/TRANSFER & CONVERSION OF UNBUDGETED POSITIONS REQUESTS:																					
ENGINEERING DIVISION (ENG)																					
LNR141	GA	No-cost trade-off: Reclassify Other Personal Services-Payroll Adjustment to fund the Shortage Differential for filled general funded Engineer positions	A	-	-	-	-	-	(161,424)	-	-	-	-	-	(161,424)	-	-	-	-	-	(161,424)
LNR141	GA	No-cost trade-off: Funding of Shortage Differential for filled Engineer positions thru reclassification of Other Personal Services-Payroll Adjustment	A	-	-	-	-	-	161,424	-	-	-	-	-	161,424	-	-	-	-	-	161,424
DIVISION OF STATE PARKS (PARKS)																					
LNR806	FA	Trade-off: Decrease funds in Other Current Expenses to fund unbudgeted positions: #121302, #118777, #22336, #117778, #22173 and #122829 (\$263,796)	A	-	-	-	-	-	(263,796)	-	-	-	-	-	(263,796)	-	-	-	-	-	(263,796)
LNR806	FA	Trade-off: Fund unbudgeted positions #121302, #118777, #22336, #117778, #22173 and #122829 from Other Current Expenses, \$263,796	A	-	-	-	-	-	263,796	-	-	-	-	-	263,796	-	-	-	-	-	263,796
DIVISION OF FORESTRY & WILDLIFE (DOFAW)																					
LNR402	DA	Transfer in Wildlife Biologist IV, #120852 (0.50FTE) from LNR 804 to LNR 402 properly reflect the duties of the position	N	-	-	-	-	0.50	48,521	-	-	-	-	0.50	48,521	-	-	-	0.50	-	48,521
LNR804	DA	Transfer out Wildlife Biologist IV, #120852 (0.50FTE) from LNR 804 to LNR 402 properly reflect the duties of the position	N	-	-	-	-	(0.50)	(48,521)	-	-	-	-	(0.50)	(48,521)	-	-	-	(0.50)	-	(48,521)
ALLOWABLE NON-DISCRETIONARY EXPENSE REQUESTS:																					
NA																					
FEDERAL FUND ADJUSTMENT REQUESTS:																					
LNR172	DA	Federal Fund Ceiling Adjustment	P	-	-	-	-	-	1,050,000	-	-	-	-	-	1,050,000	-	-	-	-	-	1,050,000
LNR401	CA	Federal Fund Ceiling Adjustment	P	-	-	-	-	-	155,811	-	-	-	-	-	155,811	-	-	-	-	-	155,811
LNR402	DA	Federal Fund Ceiling Adjustment	N	-	-	-	-	-	65,168	-	-	-	-	-	65,168	-	-	-	-	-	65,168
LNR402	DB	Federal Fund Ceiling Adjustment	P	-	-	-	-	-	2,161,161	-	-	-	-	-	2,161,161	-	-	-	-	-	2,161,161
LNR407	NA	Federal Fund Ceiling Adjustment	P	-	-	-	-	-	5,475,668	-	-	-	-	-	5,475,668	-	-	-	-	-	5,475,668
LNR804	DA	Federal Fund Ceiling Adjustment	N	-	-	-	-	-	71,538	-	-	-	-	-	71,538	-	-	-	-	-	71,538
LNR810	GD	Federal Fund Ceiling Adjustment	P	-	-	-	-	-	(222,820)	-	-	-	-	-	(222,820)	-	-	-	-	-	(222,820)
OTHER REQUESTS:																					
LAND MANAGEMENT DIVISION (LAND)																					
LNR101	EA	Add \$3,000,000 per year to increase spending ceiling for Land Division Fund (S-316).	B	-	-	-	-	-	3,000,000	-	-	-	-	-	3,000,000	-	-	-	-	-	3,000,000
LNR101	EA	Restore funding for the Supervising Land Agent, #13178 Salary: \$81,744 Fringe Benefit: \$51,319	B	-	-	-	-	-	133,063	-	-	-	-	-	84,016	-	-	-	-	-	84,016
LNR101	EA	Establish a Planner VI position in the Administration/Land Division, \$81,744; Fringe Benefit, \$51,319.	B	-	-	-	1.00	-	133,063	-	-	-	1.00	-	66,532	-	-	-	1.00	-	66,532
LNR101	EA	Special Fund ceiling increase for fringe benefit adjustment	B	-	-	-	-	-	192,463	-	-	-	-	-	192,463	-	-	-	-	-	192,463

Department of Land and Natural Resources
Budget Decisions

Table 4

Prog ID	Sub-Org	Description of Request	MOF	Initial Department Requests						Budget and Finance Recommendations						Governor's Decision						
				FY22			FY23			FY22			FY23			FY22			FY23			
				Pos (P)	Pos (T)	\$\$\$	Pos (P)	Pos (T)	\$\$\$	Pos (P)	Pos (T)	\$\$\$	Pos (P)	Pos (T)	\$\$\$	Pos (P)	Pos (T)	\$\$\$	Pos (P)	Pos (T)	\$\$\$	
LNR101	EA	Establish seven (7) Property Manager/Land Agent positions	B	-	-	-	7.00	-	-	447,876	-	-	-	7.00	-	447,876	-	-	-	7.00	-	447,876
BUREAU OF CONVEYANCES (BOC)																						
LNR111	BA	Special Fund ceiling increase for fringe benefit adjustment	B	-	-	-	-	-	-	99,423	-	-	-	-	-	99,423	-	-	-	-	-	99,423
ENGINEERING DIVISION (ENG)																						
LNR141	GA	Restore funding for three (3) unfunded Engineer positions, #117792, #120910, #123037	A	-	-	-	-	-	-	267,876	-	-	-	-	-	-	-	-	-	-	-	267,876
LNR141	GA	Supplemental other current expenses to support general funded positions and payroll funds to allow filling of two (2) budgeted engineer positions.	A	-	-	-	-	-	-	67,064	-	-	-	-	-	-	-	-	-	-	-	67,064
LNR810	GD	Special Fund ceiling increase for fringe benefit adjustment	B	-	-	-	-	-	-	44,013	-	-	-	-	-	44,013	-	-	-	-	-	44,013
DIVISION OF AQUATIC RESOURCES (DAR)																						
LNR153	CB	Restore operating funds cut in FY21	A	-	-	-	-	-	-	79,961	-	-	-	-	-	39,980	-	-	-	-	-	39,980
LNR153	CB	Add \$400,000 in operating funds for Fish Aggregating Device (FAD) project	A	-	-	-	-	-	-	400,000	-	-	-	-	-	-	-	-	-	-	-	-
LNR153	CB	Add \$300,000 in operating funds for fingerlings hatchery/production for community fishpond grow out	A	-	-	-	-	-	-	300,000	-	-	-	-	-	300,000	-	-	-	-	-	300,000
LNR153	CB	Change MOF from P to B for two (2) Office Assistant positions, #117067 (.50 FTE) and #117069 (.50 FTE)	P	-	-	-	(1.00)	-	-	(57,526)	-	-	-	(1.00)	-	(57,526)	-	-	-	(1.00)	-	(57,526)
LNR153	CB	Change MOF from P to B for two (2) Office Assistant positions, #117067 (.50 FTE) and #117069 (.50 FTE)	B	-	-	-	1.00	-	-	57,526	-	-	-	1.00	-	57,526	-	-	-	1.00	-	57,526
LNR153	CB	Special Fund ceiling increase for fringe benefit adjustment	B	-	-	-	-	-	-	1,659	-	-	-	-	-	1,659	-	-	-	-	-	1,659
LNR401	CA	Establish ceiling for new Ocean Stewardship Special Fund	B	-	-	-	-	-	-	260,000	-	-	-	-	-	260,000	-	-	-	-	-	260,000
LNR401	CA	Restore funding for the following unfunded positions: one (1) Aquatic Biologist III, #120823 and two (2) Fishery Technicians IV, #120814 and #120815	A	-	-	-	-	-	-	67,140	-	-	-	-	-	-	-	-	-	-	-	67,140
LNR401	CA	Restore part of operating funds cut in FY21	A	-	-	-	-	-	-	282,000	-	-	-	-	-	141,000	-	-	-	-	-	141,000
LNR401	CA	Add new Aquatic Biologist VI, \$33,600, and Aquatic Biologist V positions, \$31,068 (6-month funding)	A	-	-	-	2.00	-	-	64,668	-	-	-	2.00	-	64,668	-	-	-	2.00	-	64,668
LNR401	CA	Convert three (3) temporary positions to permanent #122543, #122712, # 122714	A	-	-	-	3.00	(3.00)	-	-	-	-	-	3.00	(3.00)	-	-	-	-	3.00	(3.00)	-
LNR401	CA	Change MOF from P to B for one (1) Aquatic Biologist IV, #113267	P	-	-	-	-	(1.00)	-	(88,320)	-	-	-	-	-	-	-	-	-	-	-	-
LNR401	CA	Change MOF from P to B for one (1) Aquatic Biologist IV, #113267	B	-	-	-	-	1.00	-	88,320	-	-	-	-	1.00	88,320	-	-	-	-	-	88,320
LNR401	CA	Change MOF from P to B for one (1) Aquatic Biologist IV, #113267	N	-	-	-	-	-	-	-	-	-	-	(1.00)	(88,320)	-	-	-	-	-	(1.00)	(88,320)

Department of Land and Natural Resources
Budget Decisions

Table 4

Prog ID	Sub-Org	Description of Request	MOF	Initial Department Requests						Budget and Finance Recommendations						Governor's Decision					
				FY22			FY23			FY22			FY23			FY22			FY23		
				Pos (P)	Pos (T)	\$\$\$	Pos (P)	Pos (T)	\$\$\$	Pos (P)	Pos (T)	\$\$\$	Pos (P)	Pos (T)	\$\$\$	Pos (P)	Pos (T)	\$\$\$	Pos (P)	Pos (T)	\$\$\$
LNR805	CB	Request for ceiling increase for the Sports Fish Special Fund	B	-	-	-	-	-	200,000	-	-	-	-	-	200,000	-	-	-	-	-	200,000
LNR805	CB	Restore operating funds cut in FY21	A	-	-	-	-	-	59,900	-	-	-	-	-	-	-	-	-	-	-	59,900
LNR805	CB	Restore abolished Kona Office Fishery Technician IV, #24262	A	-	-	-	1.00	-	19,770	-	-	-	-	-	-	-	-	-	1.00	-	19,770
LNR805	CB	Add two (2) Aquatic Biologist III positions (Hilo & Oahu)	A	-	-	-	2.00	-	51,024	-	-	-	-	-	-	-	-	-	-	-	
LNR805	CB	Special Fund ceiling increase for fringe benefit adjustment	B	-	-	-	-	-	2,197	-	-	-	-	-	2,197	-	-	-	-	-	2,197
DIVISION OF FORESTRY & WILDLIFE (DOFAW)																					
LNR172	DA	Restore recurring funds for operating costs for Forestry Resource Management and Development	A	-	-	-	-	-	589,000	-	-	-	-	-	300,000	-	-	-	-	-	300,000
LNR172	DA	Request to restore funding for Office Assistant III, #39733, SR08, Hawaii. No funding per Act 88, SLH 2021	A	-	-	-	-	-	33,120	-	-	-	-	-	-	-	-	-	-	-	33,120
LNR172	DA	Re-establish the positions abolished by Act 88, SLH 2021: Forester V, #121262, #21434, #21441; Forestry & Wildlife Worker II, #27059	A	-	-	-	4.00	-	104,958	-	-	-	-	-	-	-	-	-	4.00	-	104,958
LNR172	DA	Re-establish Forester III, # 122990 for Admin abolished by Act 88, SLH 2021	A	-	-	-	1.00	-	25,512	-	-	-	-	-	-	-	-	-	1.00	-	25,512
LNR172	DA	Add funds to upgrade Forestry and Wildlife Technician IV, #112452, SR 13 (BU03) to Natural Resources Management Specialist IV, SR 22, (BU13), Kauai	A	-	-	-	-	-	15,660	-	-	-	-	-	-	-	-	-	-	-	15,660
LNR172	DA	Add recurring funds for hazard tree removal/Albizia utilization (statewide)	A	-	-	-	-	-	500,000	-	-	-	-	-	-	-	-	-	-	-	-
LNR402	DA	Restore operational funds transferred to payroll to retain Wildlife Program Manager, #15015, SR 26; Wildlife Biologist V (HISC), #52385, SR24; Maui Secretary, #2940, SR12 (Per Act 88, SLH 2021)	A	-	-	-	-	-	176,856	-	-	-	-	-	176,856	-	-	-	-	-	176,856
LNR402	DA	Restore funding for Forester IV, #27060, SR22, Maui. No funding per SB126 (Act 5, SLH 2019)	A	-	-	-	-	-	55,200	-	-	-	-	-	-	-	-	-	-	-	55,200
LNR402	DA	Restore funding for the following positions (no funding per Act 5, SLH 2019): #10947, Wildlife Biologist, SR22 #2919, Forestry & Wildlife Worker II, BC05 #52393, Account Clerk III, SR11	A	-	-	-	-	-	124,320	-	-	-	-	-	-	-	-	-	-	-	124,320
LNR402	DA	Add funds to change MOF from P to A (.50 FTE) for Forester V, #118212 for Oahu to properly reflect the duties of the position	A	-	-	-	0.50	-	36,264	-	-	-	-	-	-	-	-	-	-	-	-
LNR402	DA	Add funds to change MOF from P to A (.50 FTE) for Forester V, #118212 for Oahu to properly reflect the duties of the position	P	-	-	-	(0.50)	-	(36,264)	-	-	-	-	-	-	-	-	-	-	-	-
LNR402	DA	Change MOF from T to N for Wildlife Biologist IV, #122269, (Oahu) to LNR 402 (.50FTE) and LNR804 (.50FTE) federal funds to primarily reflect the duties of the position	T	-	-	-	(1.00)	-	(86,202)	-	-	-	(1.00)	-	(86,202)	-	-	-	(1.00)	-	(86,202)

Department of Land and Natural Resources
Budget Decisions

Table 4

Prog ID	Sub-Org	Description of Request	MOF	Initial Department Requests						Budget and Finance Recommendations						Governor's Decision					
				FY22			FY23			FY22			FY23			FY22			FY23		
				Pos (P)	Pos (T)	\$\$\$	Pos (P)	Pos (T)	\$\$\$	Pos (P)	Pos (T)	\$\$\$	Pos (P)	Pos (T)	\$\$\$	Pos (P)	Pos (T)	\$\$\$	Pos (P)	Pos (T)	\$\$\$
LNR402	DA	Change MOF from T to N for Wildlife Biologist IV, #122269, (Oahu) to LNR402 (.50FTE) federal funds to primarily reflect the duties of the position, \$26,478 Fringe Benefit: \$16,623	N	-	-	-	0.50	-	43,101	-	-	-	0.50	-	43,101	-	-	-	0.50	-	43,101
LNR402	DA	Add funds for LNR 402 endangered forest bird restoration	A	-	-	-	-	-	400,000	-	-	-	-	-	-	-	-	-	-	-	-
LNR402	DA	Add funds for the Fire and Emergency Response Program	A	-	-	-	-	-	1,800,000	-	-	-	-	-	1,100,000	-	-	-	-	-	1,100,000
LNR402	DA	Add funds for Forest Health, including Rapid Ohia Death response	A	-	-	-	-	-	1,700,000	-	-	-	-	-	-	-	-	-	-	-	-
LNR402	DA	Add funds for Forest Health: Biological Control of Forest Pests	A	-	-	-	-	-	250,000	-	-	-	-	-	-	-	-	-	-	-	-
LNR402	DA	Add operating funds to the Hawaii Invasive Species Council for the management of invasive species	A	-	-	-	-	-	1,000,000	-	-	-	-	-	-	-	-	-	-	-	-
LNR402	DA	Add two (2) positions and funds to establish Assistant Administrator (Admin), EM07 and General and Construction Management Supervisor, (Oahu), F110 A	A	-	-	-	2.00	-	87,342	-	-	-	-	-	-	-	-	-	-	-	-
LNR402	DB	Inter-departmental ceiling increase for fringe benefit adjustment	U	-	-	-	-	-	19,319	-	-	-	-	-	19,319	-	-	-	-	-	19,319
LNR407	NA	Request for ceiling for the Natural Area Reserves Fund (\$342) to expend funds generated by parking fee revenues to fund Natural area Reserve improvements	B	-	-	-	-	-	180,000	-	-	-	-	-	180,000	-	-	-	-	-	180,000
LNR407	NA	Re-establish the positions abolished by Act 88, SLH 2021: Natural Resources Management Specialist IV, # 121718 (Oahu), #118337 (Kauai), #122006 (Maui); Forestry and Wildlife Worker II, #118335 (Oahu), #122327 (Maui), #122434	A	-	-	-	2.00	4.00	156,690	-	-	-	-	-	-	-	-	-	2.00	4.00	156,690
LNR407	NA	Convert seven (7) positions from temporary to permanent: #121624, #121976, #122003, #122213, #122243, #122326, #123230	A	-	-	-	7.00	(7.00)	-	-	-	-	7.00	(7.00)	-	-	-	-	7.00	(7.00)	-
LNR407	NA	Add funds for the Hawaii Green Jobs Youth Corps Program	A	-	-	-	-	-	1,000,000	-	-	-	-	-	-	-	-	-	-	-	-
LNR804	DA	Wildlife Revolving Fund (S-343) ceiling increase to allow the Division to accomplish increasing annual program needs: Other Current Expenses, \$120,000; Equipment, \$30,000.	W	-	-	-	-	-	150,000	-	-	-	-	-	150,000	-	-	-	-	-	150,000
LNR804	DA	Restore funding for Trails and Access Specialist IV, #45494, (Hawaii). No funding per SB126 (Act 5, SLH 2019)	A	-	-	-	-	-	55,200	-	-	-	-	-	-	-	-	-	-	-	55,200
LNR804	DA	Add funds for LNR 804 personnel budget shortfall	A	-	-	-	-	-	300,000	-	-	-	-	-	-	-	-	-	-	-	300,000
LNR804	DA	Re-establish Forestry and Wildlife Technician IV, #52386 (Oahu), abolished by Act 88, SLH 2021	B	-	-	-	1.00	-	32,182	-	-	-	1.00	-	32,182	-	-	-	1.00	-	32,182
LNR804	DA	Add funds for the Maunawili trail and comfort station maintenance	A	-	-	-	-	-	50,000	-	-	-	-	-	-	-	-	-	-	-	50,000
LNR804	DA	Change MOF from T to N for Wildlife Biologist IV, #122269, (Oahu) to LNR804 (.50FTE) federal funds to primarily reflect the duties of the position, \$26,478 Fringe Benefit: \$16,623	N	-	-	-	0.50	-	43,101	-	-	-	0.50	-	43,101	-	-	-	0.50	-	43,101

Department of Land and Natural Resources
Budget Decisions

Table 4

Prog ID	Sub-Org	Description of Request	MOF	Initial Department Requests						Budget and Finance Recommendations						Governor's Decision					
				FY22			FY23			FY22			FY23			FY22			FY23		
				Pos (P)	Pos (T)	\$\$\$	Pos (P)	Pos (T)	\$\$\$	Pos (P)	Pos (T)	\$\$\$	Pos (P)	Pos (T)	\$\$\$	Pos (P)	Pos (T)	\$\$\$	Pos (P)	Pos (T)	\$\$\$
LNR804	DA	Add funds for operating expenditures	A	-	-	-	-	-	400,000	-	-	-	-	-	-	-	-	-	-		
COMMISSION ON WATER RESOURCE MANAGEMENT (CWRM)																					
LNR404	GA	Supplemental Funding for USGS Joint Funding Agreements	A	-	-	-	-	-	250,000	-	-	-	-	-	-	-	-	-	-		
LNR404	GA	Establish four (4) new Aquatic Biologist positions to assist with establishing Interim Flow Standards and conduct field investigations	A	-	-	-	4.00	-	113,160	-	-	-	-	-	-	-	-	4.00	-	113,160	
LNR404	GA	Establish new position (Planner IV) to function as community outreach planner	A	-	-	-	1.00	-	27,600	-	-	-	-	-	-	-	-	-	-		
DIVISION OF CONSERVATION & RESOURCES ENFORCEMENT (DOCARE)																					
LNR405	HA	Establish and fund the personal services and start-up costs for two (2) Program Specialist V positions, \$31,068; Other Operating Expense: \$5,000; Equipment: \$10,000.	A	-	-	-	2.00	-	92,136	-	-	-	-	-	-	-	-	-	-		
LNR405	HA	Establish and fund the personal services for one (1) Program Specialist IV position, \$27,600, & other related expenditures: Other Operating Expense, \$5,000, Equipment, \$10,000, to support the Division of Conservation and Resources Enforcement's administrative programs, operation and Makai Watch Program.	A	-	-	-	1.00	-	42,600	-	-	-	-	-	-	-	-	-	-		
DIVISION OF BOATING & OCEAN RECREATION (DOBOR)																					
LNR801	CH	Requesting a ceiling increase to fund the following existing positions: Account Clerk II, #34702, \$33,120, Office Assistant III, #121293, \$33,120, General Laborer II, #21662, \$45,540, Office Assistant III, #28791, \$45,540, General Laborer II, #120396, \$45,540, Office Assistant V, #48178, \$38,004, General Laborer II, #21387, \$45,540, General Laborer II, #26767, \$45,540, Office Assistant III, #119001, \$33,120, General Laborer II, #117747, \$45,540, General Laborer II, #26307, \$45,540, General Laborer II, #121561, \$45,540, Property Manager IV, #121939, \$55,200, General Laborer II, #118114, \$45,540, Fringe Benefits, \$378,202	B	-	-	-	-	-	980,626	-	-	-	-	-	619,171	-	-	-	-	619,171	
STATE HISTORIC PRESERVATION DIVISION (SHPD)																					
LNR802	HP	Increase in ceiling for existing positions for SHPD - Special Land Development Fund (S319)	B	-	-	-	-	-	382,852	-	-	-	-	-	382,852	-	-	-	-	382,852	
LNR802	HP	Request for funding to recapture \$100,000 for the digitization of legacy data that was originally approved by 2019 SLH for the FY 21 SHPD Budget and cut by the 2020 SLH	A	-	-	-	-	-	100,000	-	-	-	-	-	100,000	-	-	-	-	100,000	
LNR802	HP	Increase in compensation for 21 SHPD Program positions to compete with federal agencies and private industry for qualified professional staff and reduce the loss of professional staff to entities that offer higher compensation	A	-	-	-	-	-	394,816	-	-	-	-	-	394,816	-	-	-	-	394,816	

Department of Land and Natural Resources
Budget Decisions

Table 4

Prog ID	Sub-Org	Description of Request	MOF	Initial Department Requests						Budget and Finance Recommendations						Governor's Decision								
				FY22			FY23			FY22			FY23			FY22			FY23					
				Pos (P)	Pos (T)	\$\$\$	Pos (P)	Pos (T)	\$\$\$	Pos (P)	Pos (T)	\$\$\$	Pos (P)	Pos (T)	\$\$\$	Pos (P)	Pos (T)	\$\$\$	Pos (P)	Pos (T)	\$\$\$			
LNR802	HP	Addition of fifteen (15) program staff positions required to meet the workflow and volume under the Review and Compliance, Burial Sites, State and National Register, Survey and Inventory, Tax Incentive, Certified Local Government Programs as mandated by HRS, Chapter 6E and Sections 106 and 110 of the National Historic Protection Act of 1966, as amended	A	-	-	-	15.00	-	-	559,830	-	-	-	15.00	-	-	559,830	-	-	-	15.00	-	-	559,830
LNR802	HP	Funding to increase SHPD operating budget for other current expenditures by \$300,000 for routine monthly expenses including: telephone, electricity, janitorial services, copy machine leases, HICRIS technical and maintenance support as well as cloud maintenance and storage for HICRIS data files, gas, office supplies, building security due to COVID-19, etc. As a result, SHPD can barely manage to pay its monthly routine expenses to keep the lights on and phones operating (funding was reduced to \$10,000 for FY22)	A	-	-	-	-	-	-	300,000	-	-	-	-	-	-	100,000	-	-	-	-	-	-	100,000
LNR802	HP	Funding in support of a SHPD Bill for the delegation of the HRS, Chapter 6E-42 reviews relating to private property to the counties that are not State or Federally funded	A	-	-	-	-	-	-	550,000	-	-	-	-	-	-	-	-	-	-	-	-	-	-
DIVISION OF STATE PARKS (PARKS)																								
LNR806	FI	Increase S312 ceiling by \$11,906,688 from \$93,312, due to increase in park entry fee: Other Current Expenses, \$9,906,688; Equipment, \$1,000,000; Motor Vehicles, \$1,000,000.	B	-	-	-	-	-	-	11,906,688	-	-	-	-	-	-	11,906,688	-	-	-	-	-	-	11,906,688
LNR806	FA	Add twenty eight (28) permanent positions and funds to maintain and enhance State parks operations and emergency response	A	-	-	-	28.00	-	-	637,080	-	-	-	-	-	-	-	-	-	-	-	-	-	-
LNR ADMINISTRATION (ADMIN)																								
LNR906	AA	Re-establish one (1) IT position abolished by Act 88 SLH 2021 Information Technology Band B, #0011777 to support technology services for the Commission on Water Resource Management operations and the entire department	A	-	-	-	1.00	-	-	32,310	-	-	-	-	-	-	-	-	-	-	1.00	-	-	32,310
LNR906	AA	Add position and funds for two (2) Accountant IV positions	A	-	-	-	2.00	-	-	67,200	-	-	-	-	-	-	-	-	-	-	2.00	-	-	67,200
LNR906	AA	Add position and funds for an Administrative Assistant VI (half year salary); Office equipment, \$4,500.	A	-	-	-	1.00	-	-	45,372	-	-	-	-	-	-	-	-	-	-	-	-	-	-
LNR906 KIRC	AA	Add funds for other operating expenditures (\$100,00) per provisions from Act 140, SLH 2018 (KIRC)	A	-	-	-	-	-	-	100,000	-	-	-	-	-	-	-	-	-	-	-	-	-	100,000
LNR906 KIRC	AA	Add position and funds for one (1) KIRC Cultural Resource Specialist II, #112516, FY23: \$50,000	A	-	-	-	-	-	-	1.00	-	-	-	-	-	-	-	-	-	-	-	-	1.00	25,000
LNR906 KIRC	AA	Additional operating funds for health and safety management of Kaho'olawe Base Camp and KIRC Landing Craft	A	-	-	-	-	-	-	500,000	-	-	-	-	-	-	-	-	-	-	-	-	-	-

Department of Land and Natural Resources
Budget Decisions

Table 4

Prog ID	Sub-Org	Description of Request	MOF	Initial Department Requests						Budget and Finance Recommendations						Governor's Decision					
				FY22			FY23			FY22			FY23			FY22			FY23		
				Pos (P)	Pos (T)	\$\$\$	Pos (P)	Pos (T)	\$\$\$	Pos (P)	Pos (T)	\$\$\$	Pos (P)	Pos (T)	\$\$\$	Pos (P)	Pos (T)	\$\$\$	Pos (P)	Pos (T)	\$\$\$
LNR906 KIRC	AA	Add position and funds for the personal services of one (1) Kaho'olawe Island Reserve Specialist III to support the Kaho'olawe Island Reserve Commission's boat operations and logistics program. FY23: \$48,000	A	-	-	-	-	1.00	24,000	-	-	-	-	-	-	-	-	-	-	-	
LNR906	AA	Special Fund ceiling increase for fringe benefit adjustment	B	-	-	-	-	-	192,020	-	-	-	-	-	192,020	-	-	-	-	-	
		Personal Services for unfunded positions and/or the restoration of position counts and funds for abolished positions	A	-	-	-	-	-	-	-	-	-	-	-	527,628	-	-	-	-	-	
		By MOF		-	-	-	88.00	(4.00)	41,458,335	-	-	-	36.00	(10.00)	30,441,715	-	-	-	51.00	(5.00)	31,654,167
		General	A	-	-	-	79.50	(4.00)	14,380,629	-	-	-	27.00	(10.00)	3,804,778	-	-	-	42.00	(5.00)	5,017,230
		Special	B	-	-	-	10.00	1.00	18,333,971	-	-	-	10.00	1.00	17,856,938	-	-	-	10.00	1.00	17,856,938
		Federal Funds	N	-	-	-	1.00	-	222,908	-	-	-	1.00	(1.00)	134,588	-	-	-	1.00	(1.00)	134,588
		Other Federal Funds	P	-	-	-	(1.50)	(1.00)	8,437,710	-	-	-	(1.00)	-	8,562,294	-	-	-	(1.00)	-	8,562,294
		Private	R	-	-	-	-	-	-	-	-	-	-	-	-	-	-	-	-	-	-
		County	S	-	-	-	-	-	-	-	-	-	-	-	-	-	-	-	-	-	-
		Trust	T	-	-	-	(1.00)	-	(86,202)	-	-	-	(1.00)	-	(86,202)	-	-	-	(1.00)	-	(86,202)
		Inter-departmental Transfer	U	-	-	-	-	-	19,319	-	-	-	-	-	19,319	-	-	-	-	-	19,319
		Federal Stimulus Funds	V	-	-	-	-	-	-	-	-	-	-	-	-	-	-	-	-	-	-
		Revolving	W	-	-	-	-	-	150,000	-	-	-	-	-	150,000	-	-	-	-	-	150,000
		Other	X	-	-	-	-	-	-	-	-	-	-	-	-	-	-	-	-	-	-

Department of Land and Natural Resources
Proposed Budget Reductions

Table 5

Prog ID	Sub-Org	Description of Reduction	Impact of Reduction	MOF	FY22			FY23			FY21
					Pos (P)	Pos (T)	\$\$\$\$	Pos (P)	Pos (T)	\$\$\$\$	Restriction (Y/N)
ENGINEERING DIVISION (ENG)											
LNR810	GD	Federal Fund Ceiling Adjustment	The award amount for each grant may vary from year to year. Negative adjustment is to match anticipated federal grant awards received by this program	P	-	-	-	-	-	\$ (222,820)	N
DIVISION OF AQUATIC RESOURCES (DAR)											
LNR153	CB	Change MOF from P to B for two (2) Office Assistant positions, #117067 (.50 FTE) and #117069 (.50 FTE)	No impact, change needed due to limited federal funding available and .50 FTE from the commercial fisheries special fund available to fill position	P	-	-	-	(1.00)	-	\$ (57,526)	N
LNR401	CA	Convert three (3) temporary positions to permanent #122543, #122712, # 122714	No impact, permanent status is needed in the recruitment and retention of these staff positions	A	-	-	-	-	(3.00)	-	N
LNR401	CA	Change MOF from P to B for one (1) Aquatic Biologist IV, #113267	No impact, change of funding needed due to limited federal funding and special funds would be appropriate for position duties	N	-	-	-	-	(1.00)	\$ (88,320)	N
DIVISION OF FORESTRY & WILDLIFE (DOFAW)											
LNR402	DA	Change MOF from T to N for Wildlife Biologist IV, #122269, (Oahu) to LNR 402 (.50FTE) and LNR804 (.50FTE) federal funds to primarily reflect the duties of the position	This established position is located in the Oahu native species wildlife program, but is currently under MOF T, and is unfunded. Change in MOF will accurately reflect the duties of this position.	T	-	-	-	(1.00)		\$ (86,202)	N
LNR407	NA	Convert seven (7) positions from temporary to permanent: #121624, #121976, #122003, #122213, #122243, #122326, #123230	These long-standing and budgeted positions should be made permanent because their duties are necessary for the long-term maintenance and protection of natural areas, watersheds, and threatened and endangered species. Conversions will reduce employee turnover by increasing the positions' stability and providing career-ladder opportunities.	A	-	-	-	-	(7.00)	-	N
								(2.00)	(11.00)	\$ (454,868)	
Total by MOF											
				A				-	(10.00)	\$ -	
				B				-	-	\$ -	
				N				-	(1.00)	\$ (88,320)	
				P				(1.00)	-	\$ (280,346)	
				T				(1.00)	-	\$ (86,202)	
								(2.00)	(11.00)	\$ (454,868)	

Department of Land and Natural Resources
Proposed Budget Additions

Table 6

Prog ID	Sub-Org	Addition Type	Prog ID Priority	Dept-Wide Priority	Description of Addition	Justification	MOF	FY22			FY23			
								Pos (P)	Pos (T)	\$\$\$	Pos (P)	Pos (T)	\$\$\$	
LAND MANAGEMENT DIVISION (LAND)														
LNR101	EA	NG	3	2	Add \$3,000,000 per year to increase spending ceiling for Land Division Fund (S-316).	Inflationary pressures have resulted in increased operating costs. As an example, appraisal costs have increased about 30% from recent years, and the division anticipates the need to retain consultants for land planning, land entitlements, master planning, infrastructure and construction for projects including the Department's East Kapolei Transit Oriented Development Project and the proposed Industrial and Business Park at Pūlehunui, Maui. In addition, the ceiling increase would support current and future Land Division projects and DLNR's public trust priorities. Income generated from the Land Division projects will provide necessary funding for the DLNR's natural resource, protection and conservation programs.	B	-	-	-	-	-	-	3,000,000
LNR101	EA	NG	2	11	Restore funding for the Supervising Land Agent, #13178 Salary: \$81,744 Fringe Benefit: \$51,319	For FY 2022 the Legislature (SEQ # 3000-001) eliminated payroll funding for the permanent Supervising Land Agent position (#13178) in the division. The amount should cover the funding for the position which was vacant in the 2021 legislative session but has since been filled.	B	-	-	-	-	-	-	84,016
LNR101	EA	NG	1	36	Establish a Planner VI position in the Administration/Land Division, \$81,744; Fringe Benefit, \$51,319.	A planner position would address critical needs of the Land Division. Long range planning would be integral for Land Division to manage lands effectively and consistently with its public trust obligations and to priority projects involving the utilization of State lands involving multiple State agencies, such as the East Kapolei Transit Oriented Development Project as well as the development of Land Division's strategic and asset management plans, pursuant to the implementation of recommendations of Audit Report 19-12.	B	-	-	-	1.00	-	-	66,532
LNR101	EA	NG	5	69	Special Fund ceiling increase for fringe benefit adjustment	Special Fund ceiling increase is needed to cover the increase in fringe benefit due to higher fringe benefit rate (62.78%)	B	-	-	-	-	-	-	192,463

Department of Land and Natural Resources
Proposed Budget Additions

Table 6

Prog ID	Sub-Org	Addition Type	Prog ID Priority	Dept-Wide Priority	Description of Addition	Justification	MOF	Pos (P)	Pos (T)	\$\$\$	Pos (P)	Pos (T)	\$\$\$
LNR101	EA	FC	4	46	Establish seven (7) Property Manager/Land Agent positions	Land Division seeks additional land agent positions for the purpose of conducting inspections for leases and revocable permits on a more frequent, consistent basis (each lease/revocable permit inspected once every two years). This would assist Land Division to meet its public trust obligations and more effectively manage public lands. This request for additional positions to increase inspections is supported by recent court decisions regarding DLNR's public trust obligations and comments received from the House Investigative Committee to investigate compliance with the audit of the Land Division and the Special Land and Development Fund (Audit 19-12). Please note that this expense is limited to salary and fringe benefit costs for the positions.	B	-	-	-	7.00	-	447,876
BUREAU OF CONVEYANCE (BOC)													
LNR111	BA	NG	1	70	Special Fund ceiling increase for fringe benefit adjustment	Special Fund ceiling increase is needed to cover the increase in fringe benefit due to higher fringe benefit rate (62.78%)	B	-	-	-	-	-	99,423
ENGINEERING DIVISION (ENG)													
LNR141	GA	FC	2	12	Restore funding for three (3) unfunded Engineer positions, #117792, #120910, #123037	Restoration of funding for three (3) existing engineer positions is needed to coordinate, manage, implement and/or execute CIP and operating budget projects to intended staff levels. Funding for the positions was deleted from the LNR141 budget by the 2019 legislature.	A	-	-	-	-	-	267,876
LNR141	GA	FC	1	22	Supplemental other current expenses to support general funded positions and payroll funds to allow filling of two (2) budgeted engineer positions.	Supplemental general fund payroll is needed to fill all budgeted engineer positions at an independent working level. The existing level of other current expenses is insufficient to support all general funded positions, therefore, impacting the program's ability to effectively implement projects.	A	-	-	-	-	-	67,064
LNR810	GD	NG	3	74	Special Fund ceiling increase for fringe benefit adjustment	Special Fund ceiling increase is needed to cover the increase in fringe benefit due to higher fringe benefit rate (62.78%)	B	-	-	-	-	-	44,013

Department of Land and Natural Resources
Proposed Budget Additions

Table 6

Prog ID	Sub-Org	Addition Type	Prog ID Priority	Dept-Wide Priority	Description of Addition	Justification	MOF	Pos (P)	Pos (T)	\$\$\$	Pos (P)	Pos (T)	\$\$\$
DIVISION OF AQUATIC RESOURCES (DAR)													
LNR153	CB	AR	4	15	Restore operating funds cut in FY21	Operating funds needed to support the day-to-day operations of the Aneuenue Fisheries Research Center located on Sand Island, Oahu	A	-	-	-	-	-	39,980
LNR153	CB	AR	5	45	Add \$300,000 in operating funds for fingerlings hatchery/production for community fishpond grow out	Start-up funds needed to rear juvenile fish species for stocking of community fishponds for eventual harvest of adult fish for food production	A	-	-	-	-	-	300,000
LNR153	CB	NG	8	49	Change MOF from P to B for two (2) Office Assistant positions, #117067 (.50 FTE) and #117069 (.50 FTE)	Switching of .50 FTE from federal funds (P) to the commercial fisheries special fund is requested due to the limited level of federal funding available	B	-	-	-	1.00	-	57,526
LNR153	CB	NG	14	71	Special Fund ceiling increase for fringe benefit adjustment	Ceiling increase to cover fringe benefit cost of positions funded by the commercial fisheries special fund	B	-	-	-	-	-	1,659
LNR401	CA	NG	12	6	Establish ceiling for new Ocean Stewardship Special Fund	Ceiling for the new Ocean Stewardship special fund is needed to deposit 260K in rent monies from a leased property	B	-	-	-	-	-	260,000
LNR401	CA	FC	1	9	Restore funding for the following unfunded positions: one (1) Aquatic Biologist III, #120823 and two (2) Fishery Technicians IV, #120814 and #120815	Funding for these three Alien Invasive Species (AIS) positions are needed to restore half of the AIS team members	A	-	-	-	-	-	67,140
LNR401	CA	AR	6	17	Restore part of operating funds cut in FY21	Partial restoration of the program's operational budget cut last year would allow continued support for the Governor's 30x30 initiative	A	-	-	-	-	-	141,000
LNR401	CA	FC	3	41	Add new Aquatic Biologist VI, \$33,600, and Aquatic Biologist V positions, \$31,068 (6-month funding)	New aquatic biologist positions are needed to lead the Division's marine aquaculture program (eliminated during cuts due to the "Great Recession") and a coral curator for the coral restoration nursery, respectively	A	-	-	-	2.00	-	64,668
LNR401	CA	FC	10	51	Convert three (3) temporary positions to permanent #122543, #122712, # 122714	Conversion of the three temporary position to permanent status is needed for recruitment and retention purposes	A	-	-	-	3.00	-	-
LNR401	CA	NG	9	50	Change MOF from P to B for one (1) Aquatic Biologist IV, #113267	Changing the funding source from federal to the sport fish special fund would provide the ability to recruit an aquatic biologist to lead various sport fish projects	B	-	-	-	-	1.00	88,320
LNR401	CA	FF	13	2	Federal Fund Ceiling Adjustment	Adjustment needed to support online fish reports access/outreach and the Papahauaumokuakea Monument	P	-	-	-	-	-	155,811

Department of Land and Natural Resources
Proposed Budget Additions

Table 6

<u>Prog ID</u>	<u>Sub-Org</u>	<u>Addition Type</u>	<u>Prog ID Priority</u>	<u>Dept-Wide Priority</u>	<u>Description of Addition</u>	<u>Justification</u>	<u>MOF</u>	<u>Pos (P)</u>	<u>Pos (T)</u>	<u>\$\$\$</u>	<u>Pos (P)</u>	<u>Pos (T)</u>	<u>\$\$\$</u>
LNR805	CB	NG	11	5	Request for ceiling increase for the Sports Fish Special Fund	Ceiling increase is needed to accommodate revenue from online sales of the new marine non-resident recreational fishing license	B	-	-	-	-	-	200,000
LNR805	CB	AR	7	19	Restore operating funds cut in FY21	Restoration of these monies are needed to support normal operations of our outer island offices in Lihue, Kauai; Kahului, Maui, Kailua-Kona and Hilo on the Big Island	A	-	-	-	-	-	59,900
LNR805	CB	FC	2	25	Restore abolished Kona Office Fishery Technician IV, #24262	Restoring the only fisheries technician in the Kona office would provide the needed support for the many marine programs in West Hawaii	A	-	-	-	1.00	-	19,770
LNR805	CB	NG	15	73	Special Fund ceiling increase for fringe benefit adjustment	Ceiling increase to cover fringe benefit cost of the position funded by the sport fish special fund	B	-	-	-	-	-	2,197
DIVISION OF FORESTRY & WILDLIFE (DOFAW)													
LNR172	DA	AR	1	10	Restore recurring funds for operating costs for Forestry Resource Management and Development	The budget for Forest Resource Management and Development was reduced by 20% during the 2021 Legislative Session due to budget concerns surrounding Covid. Forest Reserves management projects and services have been reduced, including watershed protection and management, invasive species control, fence maintenance, tree planting, and forest recreation. Forest Reserves provide essential ecosystem services such as freshwater replenishment, oxygen production, and carbon sequestration. Restoration of funding is needed to maintain forest reserve benefits to the public.	A	-	-	-	-	-	300,000

Department of Land and Natural Resources
Proposed Budget Additions

Table 6

<u>Prog ID</u>	<u>Sub-Org</u>	<u>Addition Type</u>	<u>Prog ID Priority</u>	<u>Dept-Wide Priority</u>	<u>Description of Addition</u>	<u>Justification</u>	<u>MOF</u>	<u>Pos (P)</u>	<u>Pos (T)</u>	<u>\$\$\$</u>	<u>Pos (P)</u>	<u>Pos (T)</u>	<u>\$\$\$</u>
LNR172	DA	FC	6	18	Request to restore funding for Office Assistant III, #39733, SR08, Hawaii. No funding per Act 88, SLH 2021	This position is responsible for providing clerical and administrative support to the staff of the Forestry and Wildlife Hawaii Branch, and for providing walk-in service to the general public (issuance of maps, hunting licenses, game tags, camping permits, nursery seedling sales, and permits for the collection of forest products). Without this position the capacity of the Hawaii Branch to serve the division's employees and the public is reduced by over 15%. Hawaii island clerical is currently operating at half-staff due to a hiring freeze and the elimination of three clerical positions, including this position. Without this position, the State will not be able to provide full service to natural and cultural resources, employees, and the public.	A	-	-	-	-	-	33,120
LNR172	DA	FC	5	27	Re-establish the positions abolished by Act 88, SLH 2021: Forester V, #121262, #21434, #21441; Forestry & Wildlife Worker II, #27059	Forester V (#121262) - This position plans, develops, and conducts long-range programs, administers studies in sustainable forestry management, and provides training and oversight for the forestry program statewide. The position performs duties related to forest products, including evaluating, coordinating and recommending projects, resource planning, and applying for and administering federal grants related to forest products. The position also conducts forest surveys to inventory forest product revenue potential, forest health, and leads the coordination of the Forest Inventory and Analysis program through the U.S. Forest Service. Without this position, the state's personnel capacity for sustainable forest management will be lost. The Division will have reduced capacity to develop innovative programs that provide economic diversification and revenue from sustainable forestry activities and forest products.	A	-	-	-	4.00	-	104,958

Department of Land and Natural Resources
Proposed Budget Additions

Table 6

<u>Prog ID</u>	<u>Sub-Org</u>	<u>Addition Type</u>	<u>Prog ID Priority</u>	<u>Dept-Wide Priority</u>	<u>Description of Addition</u>	<u>Justification</u>	<u>MOF</u>	<u>Pos (P)</u>	<u>Pos (T)</u>	<u>\$\$\$</u>	<u>Pos (P)</u>	<u>Pos (T)</u>	<u>\$\$\$</u>
						Forestry and Wildlife Worker II (#21434, #21441, #27059) - These positions were eliminated last legislative session. The Forestry and Wildlife Workers on Hawaii island implement protection and management of watershed forests, planting trees to reforest areas to improve watersheds and mitigate climate change by sequestering carbon, protecting native species and habitat, and constructing, managing, and maintaining forest recreation facilities such as roads and trails. These positions are critical for wildland fire and emergency response, as well as ecosystem and wildlife protection projects. Without these positions, the Division will need to rely on contracted services, increasing costs. The specialized nature of forestry and wildlife work favors stable civil service employment where staff can gain the rigorous training in wilderness skills, species identification, and knowledge of remote landscapes and the tasks needed to manage these ecosystems.							
LNR172	DA	FC	10	29	Re-establish Forester III, # 122990 for Admin abolished by Act 88, SLH 2021	The Forester III assists the Forestry Program Manager in statewide planning and development programs related to forest management. The position provides capacity for wildland fire and emergency response statewide. Loss of this position will reduce ability to generate forest product revenue that supports management of the Forest Reserve System. The position monitors forest health impacts such as rapid ohia death, fire, disease and climate change impacts. Without this position, the Division will lose critical capacity to develop and manage programs to provide statewide watershed and forest reserve protection, restoration, and management.	A	-	-	-	1.00	-	25,512

Department of Land and Natural Resources
Proposed Budget Additions

Table 6

Prog ID	Sub-Org	Addition Type	Prog ID Priority	Dept-Wide Priority	Description of Addition	Justification	MOF	Pos (P)	Pos (T)	\$\$\$	Pos (P)	Pos (T)	\$\$\$
LNR172	DA	FC	11	54	Add funds to upgrade Forestry and Wildlife Technician IV, #112452, SR 13 (BU03) to Natural Resources Management Specialist IV, SR 22, (BU13), Kauai	The Forestry and Wildlife Technician IV position is currently working to manage invasive species removal in 86,000 acres of forest reserves on Kaua'i. Invasive species are the primary threat to our diminishing native ecosystems. This position evaluates threats to forest reserves, develops plans for action, and monitors results. The position executes and manages contracts, applies for and manages competitive grants, participates in watershed partnership planning and project implementation, researches invasive species control methods that can be applied on a large scale, and many other tasks beyond the actual mechanical control of plants. This Natural Resource Management Specialist position would also have the qualifications required to lead ungulate and predator control programs for Division Forestry programs.	A	-	-	-	-	-	15,660
LNR172	DA	FF	18		Federal Fund Ceiling Adjustment	Anticipated new grants from Forest Service.	P	-	-	-	-	-	1,050,000
LNR402	DA	AR	2	13	Restore operational funds transferred to payroll to retain Wildlife Program Manager, #15015, SR 26; Wildlife Biologist V (HISC), #52385, SR24; Maui Secretary, #2940, SR12 (Per Act 88, SLH 2021)	The three positions, Position #15015 Wildlife Program Manager, SR 26; Position #52385 Natural Resources Management Specialist V (HISC), SR 24; Position #2940 Maui Secretary, SR 12, were defunded during the 2021 legislative session; operating funds were transferred to secure these critical positions. Restoring funding for these positions is important as the Wildlife Manager manages the Wildlife Program statewide; the HISC position coordinates the invasive species program statewide; and the Maui Secretary is the primary clerical and administrative services lead for the DOFAW Maui Branch (Maui, Molokai, Lanai). Position funding should be restored to maintain uninterrupted functioning of the LNR 402 Native Resources and Fire Protection Program.	A	-	-	-	-	-	176,856

Department of Land and Natural Resources
Proposed Budget Additions

Table 6

<u>Prog ID</u>	<u>Sub-Org</u>	<u>Addition Type</u>	<u>Prog ID Priority</u>	<u>Dept-Wide Priority</u>	<u>Description of Addition</u>	<u>Justification</u>	<u>MOF</u>	<u>Pos (P)</u>	<u>Pos (T)</u>	<u>\$\$\$</u>	<u>Pos (P)</u>	<u>Pos (T)</u>	<u>\$\$\$</u>
LNR402	DA	FC	3	14	Restore funding for Forester IV, #27060, SR22, Maui. No funding per SB126 (Act 5, SLH 2019)	Position #27060 Forester IV position was defunded during the last legislative session. This position is the branch protection forester responsible for the implementation of the fire protection and forest health program for Maui Nui. Vacancy of the position risks loss of native resources due to wildland fire and forest health threats, which includes invasive species, insects, and disease prevention, including survey and control of Rapid Ohia Death. The position is the primary wildland fire officer for the branch, overseeing the planning and implementation of the wildland fire prevention and control program.	A	-	-	-	-	-	55,200
LNR402	DA	FC	7	20	Restore funding for the following positions (no funding per Act 5, SLH 2019): #10947, Wildlife Biologist, SR22 #2919, Forestry & Wildlife Worker II, BC05 #52393, Account Clerk III, SR11	Wildlife Biologist IV Position #10947 on Hawaii Island was defunded during the 2019 legislative session. Restoring funding to this position is important for managing Hawaii's native species diversity, non-native species impacts, and public outreach, and ensures the DOFAW Hawaii wildlife program continues to function in a capacity that protects natural resources and public use. Vacancy of the position results in loss of protection for native species, and the ability of the branch to respond to fires and other threats.	A	-	-	-	-	-	124,320

Department of Land and Natural Resources
Proposed Budget Additions

Table 6

<u>Prog ID</u>	<u>Sub-Org</u>	<u>Addition Type</u>	<u>Prog ID Priority</u>	<u>Dept-Wide Priority</u>	<u>Description of Addition</u>	<u>Justification</u>	<u>MOF</u>	<u>Pos (P)</u>	<u>Pos (T)</u>	<u>\$\$\$</u>	<u>Pos (P)</u>	<u>Pos (T)</u>	<u>\$\$\$</u>
						Forestry and Wildlife and Worker II Position #2919 was eliminated last legislative session. The Forestry and Wildlife Worker on Oahu has essential duties for the protection and management of watershed forests, protecting native species and habitat, and constructing, managing, and maintaining forest recreation facilities such as roads and trails. This position is critical for wildland fire and emergency response, as well as ecosystem and wildlife protection projects. Without this position, the Division will need to rely on contracted services, increasing costs. The specialized nature of forestry and wildlife work favors stable civil service employment where staff can gain rigorous training in wilderness skills, species identification, and knowledge of remote landscapes and the tasks needed to manage these ecosystems.							
						Account Clerk III Position # 52393 is one of three front office staff that support the Kauai Division of Forestry and Wildlife and represents 30% of the branch clerical capacity.							
LNR402	DA	NG	12	53B	Change MOF from T to N for Wildlife Biologist IV, #122269, (Oahu) to LNR402 (.50FTE) federal funds to primarily reflect the duties of the position, \$26,478 Fringe Benefit: \$16,623	This established position is located in the Oahu native species wildlife program, but is currently under MOF T, and is unfunded. Change in MOF will accurately reflect the duties of this position.	N	-	-	-	0.50	-	43,101
LNR402	DA	NR	14	58	Add funds for the Fire and Emergency Response Program	Requested funds will support the Division's fire and emergency response program, including overtime costs, contracts for helicopter operations, and replacement and upgrade of critical equipment. Climate change is making fires larger and more frequent. Subsequent environmental damage calls for burn area ecological restoration. Recent investments have made DOFAW the go-to agency for wildland fire response - additional investments will improve public and firefighter safety and improve environmental conditions.	A	-	-	-	-	-	1,100,000

Department of Land and Natural Resources
Proposed Budget Additions

Table 6

<u>Prog ID</u>	<u>Sub-Org</u>	<u>Addition Type</u>	<u>Prog ID Priority</u>	<u>Dept-Wide Priority</u>	<u>Description of Addition</u>	<u>Justification</u>	<u>MOF</u>	<u>Pos (P)</u>	<u>Pos (T)</u>	<u>\$\$\$</u>	<u>Pos (P)</u>	<u>Pos (T)</u>	<u>\$\$\$</u>
LNR402	DB	NG	23	72	Inter-departmental ceiling increase for fringe benefit adjustment	Fringe benefit adjustment	U	-	-	-	-	-	19,319
LNR402	DA	FF	19	3	Federal Fund Ceiling Adjustment	Additional anticipated Federal funds from Fish and Wildlife Service and USDA Forest Service.	N	-	-	-	-	-	65,168
LNR402	DB	FF	20	4	Federal Fund Ceiling Adjustment	Additional anticipated Federal funds from Fish and Wildlife Service and USDA Forest Service.	P	-	-	-	-	-	2,161,161
LNR407	NA	NG	15	8	Request for ceiling for the Natural Area Reserves Fund (S342) to expend funds generated by parking fee revenues to fund Natural area Reserve improvements	Act 84, SLH 2015 halted conveyance tax deposits into the Natural Area Reserve Fund (S-342), which was the primary funding source for S-342. Act 119, SLH 2015 set the ceiling of the Natural Area Reserve Fund at \$0.00. Although S-342 no longer receives conveyance tax funds, other revenues are being collected through a parking fee in Ahihi Kinau Natural Area Reserve (NAR) on Maui. Increasing the spending ceiling to allow use of these revenues will allow the Department to fund the marine and coastal management of Ahihi Kinau NAR, as well as other urgently needed natural area reserve protection and management work. This would allow revenues generated to go back to the improvement of the Natural Area Reserves. Funds would support management for endangered species populations and native ecosystem protection.	B	-	-	-	-	-	180,000

Department of Land and Natural Resources
Proposed Budget Additions

Table 6

<u>Prog ID</u>	<u>Sub-Org</u>	<u>Addition Type</u>	<u>Prog ID Priority</u>	<u>Dept-Wide Priority</u>	<u>Description of Addition</u>	<u>Justification</u>	<u>MOF</u>	<u>Pos (P)</u>	<u>Pos (T)</u>	<u>\$\$\$</u>	<u>Pos (P)</u>	<u>Pos (T)</u>	<u>\$\$\$</u>
LNR407	NA	FC	4	26	Re-establish the positions abolished by Act 88, SLH 2021: Natural Resources Management Specialist IV, # 121718 (Oahu), #118337 (Kauai), #122006 (Maui); Forestry and Wildlife Worker II, #118335 (Oahu), #122327 (Maui), #122434	These positions support programs that protect and maintain native ecosystems and watersheds statewide. They maintain over 400 miles of State-funded infrastructure including animal-control fences to keep 176,000 acres protected from hooved animals. They establish and maintain firebreaks; are responsible for invasive species control in Natural Area Reserves and other high-value native ecosystems; and many other natural resource management projects. The loss of these positions will decrease the division's ability to accomplish mandated tasks, leading to costly repairs and setbacks if fires, hooved animals, and other pests are allowed to spread uncontrolled. The positions are trained wildland firefighters and are critical emergency response incident command personnel. The Kauai native ecosystem program has the fewest specialists in the state, so the loss of the specialist position was a significant impact to the program. Similarly, the Maui position is one of two Molokai positions that were lost to the budget crisis, a highly significant impact to an already small team.	A	-	-	-	2.00	4.00	156,690
LNR407	NA	FC	16	57	Convert seven (7) positions from temporary to permanent: #121624, #121976, #122003, #122213, #122243, #122326, #123230	These long-standing and budgeted positions should be made permanent because their duties are necessary for the long-term maintenance and protection of natural areas, watersheds, and threatened and endangered species. Conversions will reduce employee turnover by increasing the positions' stability and providing career-ladder opportunities.	A	-	-	-	7.00	-	-
LNR407	NA	FF	21	5	Federal Fund Ceiling Adjustment	To add funds for anticipated federal grant awards from various federal agencies.	P	-	-	-	-	-	5,475,668

Department of Land and Natural Resources
Proposed Budget Additions

Table 6

<u>Prog ID</u>	<u>Sub-Org</u>	<u>Addition Type</u>	<u>Prog ID Priority</u>	<u>Dept-Wide Priority</u>	<u>Description of Addition</u>	<u>Justification</u>	<u>MOF</u>	<u>Pos (P)</u>	<u>Pos (T)</u>	<u>\$\$\$</u>	<u>Pos (P)</u>	<u>Pos (T)</u>	<u>\$\$\$</u>
LNR804	DA	NG	14	7	Wildlife Revolving Fund (S-343) ceiling increase to allow the Division to accomplish increasing annual program needs: Other Current Expenses, \$120,000; Equipment, \$30,000.	The Division is requesting a ceiling increase to allow the Wildlife Revolving Fund to accomplish increasing annual program needs. The funds add capacity to provide new hunter access routes to several hunting units; purchase additional ground and maintenance equipment and supplies to maintain existing game management facilities; and improve game habitat projects in game management areas. Game bird hunting has become more popular - funds will aid in game bird rearing/release projects while creating additional game bird habitat. Funds will also aid in the continued development of our online electronic tag and permit system and will support the ongoing ungulate mapping research that is being conducted statewide.	W	-	-	-	-	-	150,000
LNR804	DA	FC	9	21	Restore funding for Trails and Access Specialist IV, #45494, (Hawaii). No funding per SB126 (Act 5, SLH 2019)	The recently eliminated position had essential duties for the forest and outdoor recreation program, including public hunting and diversified recreation including hiking, biking, equestrian, and motorized recreation. The Trails and Access Specialist provides wildland firefighting and emergency response, and forestry and wildlife operational support. Without this position, the Division will need to rely on contracted services which will increase costs while reducing quality, as in-house staff provides long-term expertise and job knowledge. The specialized nature of ecosystem and species protection work favors civil service employment where staff can gain rigorous training in wilderness skills, species identification, and knowledge of remote landscapes, and the tasks needed to provide program support.	A	-	-	-	-	-	55,200
LNR804	DA	FC	13	23	Add funds for LNR 804 personnel budget shortfall	LNR 804 is not fully funded to cover all the positions assigned to the program, requiring the Division to transfer funds from other programs to cover personnel shortfalls. For FY 22, LNR 402 and LNR 407 are each having to budget \$150,000 from their operational budgets to cover the LNR 804 shortfall, detracting from their program objectives. LNR 804 should be fully funded.	A	-	-	-	-	-	300,000

Department of Land and Natural Resources
Proposed Budget Additions

Table 6

Prog ID	Sub-Org	Addition Type	Prog ID Priority	Dept-Wide Priority	Description of Addition	Justification	MOF	Pos (P)	Pos (T)	\$\$\$	Pos (P)	Pos (T)	\$\$\$
LNR804	DA	FC	8	28	Re-establish Forestry and Wildlife Technician IV, #52386 (Oahu), abolished by Act 88, SLH 2021	The recently eliminated position had essential duties for the forest and outdoor recreation program, including public hunting and diversified recreation including hiking, biking, equestrian, and motorized recreation. The Forestry and Wildlife Technician provides wildland firefighting and emergency response, and forestry and wildlife operational support. Without this position, the Division will need to rely on contracted services which will increase costs while reducing quality, as the in-house staff provides long-term expertise and job knowledge. The specialized nature of ecosystem and species protection work favors civil service employment where staff can gain rigorous training in wilderness skills, species identification, and knowledge of remote landscapes, and the tasks needed to provide program support.	B	-	-	-	1.00	-	32,182
LNR804	DA	NR	17	47	Add funds for the Maunawili trail and comfort station maintenance	This request would install a rustic parking area and temporary bathroom facilities. The trail will also be realigned to avoid impact to cultural sites and the surrounding community. Funds will be used to implement the trail improvement plan.	A	-	-	-	-	-	50,000
LNR804	DA	NG	12	53C	Change MOF from T to N for Wildlife Biologist IV, #122269, (Oahu) to LNR804 (.50FTE) federal funds to primarily reflect the duties of the position, \$26,478 Fringe Benefit: \$16,623	This established position is a key position in the Oahu wildlife program that is currently funded 100% through federal grants. Change in MOF will accurately reflect the duties of this position.	N	-	-	-	0.50	-	43,101
LNR804	DA	NG	22	6	Federal Fund Ceiling Adjustment	Anticipated increase for Federal Grants from Fish and Wildlife Service/Federal Highways Division.	N	-	-	-	-	-	71,538

Department of Land and Natural Resources
Proposed Budget Additions

Table 6

Prog ID	Sub-Org	Addition Type	Prog ID Priority	Dept-Wide Priority	Description of Addition	Justification	MOF	Pos (P)	Pos (T)	\$\$\$	Pos (P)	Pos (T)	\$\$\$
COMMISSION ON WATER RESOURCE MANAGEMENT (CWRM)													
LNR404	GA	FC	1	39	Establish four (4) new Aquatic Biologist positions to assist with establishing Interim Flow Standards and conduct field investigations	The Commission on Water Resource Management (CWRM) is currently involved with multiple stream-related water issues including: contested case hearings, petitions to establish IFS, monitoring of established IFS, potential designation of surface water management areas, and complaints. With more variable streamflows, CWRM is seeing an increase in complaints regarding public trust uses of water, with greater competition in areas such as West Maui (Kahoma, Launiupoko, Kaula'ula), Central Maui (Nā Wai 'Ehā region including Waihe'e, Waiehu, Wailuku, and Waikapū), and Southeast Kaula'i (Wailua). To address these issues and accomplish its mission, CWRM must have adequate field staff to investigate, collect data, conduct field research, and meet with community members. CWRM's workload will only increase with climate change causing extreme fluctuations in streamflows and increasing encroachments upon traditional and customary native Hawaiian practices and water rights.	A	-	-	-	4.00	-	113,160
DIVISION OF BOATING & OCEAN RECREATION (DOBOR)													
LNR801	CH	NG	1	3	Requesting a ceiling increase to fund the following existing positions: Account Clerk II, #34702, \$33,120, Office Assistant III, #121293, \$33,120, General Laborer II, #21662, \$45,540, Office Assistant III, #28791, \$45,540, General Laborer II, #120396, \$45,540, Office Assistant V, #48178, \$38,004, General Laborer II, #21387, \$45,540, General Laborer II, #26767, \$45,540, Office Assistant III, #119001, \$33,120, General Laborer II, #117747, \$45,540, General Laborer II, #26307, \$45,540, General Laborer II, #121561, \$45,540, Property Manager IV, #121939, \$55,200, General Laborer II, #118114, \$45,540, Fringe Benefits, \$378,202	Although positions were maintained, they were de-funded by the SLH 2021. This would re-establish the funding for the positions	B	-	-	-	-	-	619,171

Department of Land and Natural Resources
Proposed Budget Additions

Table 6

Prog ID	Sub-Org	Addition Type	Prog ID Priority	Dept-Wide Priority	Description of Addition	Justification	MOF	Pos (P)	Pos (T)	\$\$\$	Pos (P)	Pos (T)	\$\$\$
STATE HISTORIC PRESERVATION DIVISION (SHPD)													
LNR802	HP	NG	4	4	Increase in ceiling for existing positions for SHPD - Special Land Development Fund (S319)	This request provides DLNR-SHPD the authority to fund payroll and fringe benefit expenditures under the newly changed MOF made in the 2020, SLH, from general to special fund for three existing positions including two Archaeologists IV positions and one Office Assistant III.	B	-	-	-	-	-	382,852
LNR802	HP	AR	5	16	Request for funding to recapture \$100,000 for the digitization of legacy data that was originally approved by 2019 SLH for the FY 21 SHPD Budget and cut by the 2020 SLH	The recapture of funds is part of an on-going initiative to compile legacy data and convert it into the proper electronic format for storing in the Hawaii Cultural Resource Information System's (HICRIS) data base and make its extensive library of cultural resource information more widely available and usable to professionals, planners, and the public via internet access. SHPD has no other viable source of revenue to support this budget request.	A	-	-	-	-	-	100,000
LNR802	HP	FC	1	31	Increase in compensation for 21 SHPD Program positions to compete with federal agencies and private industry for qualified professional staff and reduce the loss of professional staff to entities that offer higher compensation	This budget request to increase the compensation of SHPD Professional Staff is to help stem the loss of seasoned to entities that offer greater compensation and to better allow SHPD to compete with Federal agencies and Private Industry for Qualified Professional Staff in a extremely tight labor market. This budget request coupled with the request for additional professional staff will set SHPD on a path to finally be able to meet and fulfil its mandates under HRS, 6E, and Section 106 and 110 of the National Historic Preservation Act of 1966, as amended, resulting in timely reviews and proactive engagement with other state, federal and county agencies.	A	-	-	-	-	-	394,816
LNR802	HP	FC	2	33	Addition of fifteen (15) program staff positions required to meet the workflow and volume under the Review and Compliance, Burial Sites, State and National Register, Survey and Inventory, Tax Incentive, Certified Local Government Programs as mandated by HRS, Chapter 6E and Sections 106 and 110 of the National Historic Protection Act of 1966, as amended	This will allow the Division a full complement of staff sufficient to meet its mandates and regulatory timeframes which have been extremely challenging over the years. A delay in fulfilling this budget request and the previous request for salary increases will have a significant negative impact on the Division's capacity and ability to reduce its project review backlog.	A	-	-	-	15.00	-	559,830

Department of Land and Natural Resources
Proposed Budget Additions

Table 6

<u>Prog ID</u>	<u>Sub-Org</u>	<u>Addition Type</u>	<u>Prog ID Priority</u>	<u>Dept-Wide Priority</u>	<u>Description of Addition</u>	<u>Justification</u>	<u>MOF</u>	<u>Pos (P)</u>	<u>Pos (T)</u>	<u>\$\$\$</u>	<u>Pos (P)</u>	<u>Pos (T)</u>	<u>\$\$\$</u>
LNR802	HP	AR	3	34	Funding to increase SHPD operating budget for other current expenditures by \$300,000 for routine monthly expenses including: telephone, electricity, janitorial services, copy machine leases, HICRIS technical and maintenance support as well as cloud maintenance and storage for HICRIS data files, gas, office supplies, building security due to COVID-19, etc. As a result, SHPD can barely manage to pay its monthly routine expenses to keep the lights on and phones operating (funding was reduced to \$10,000 for FY22)	Due to the recent activation of the HICRIS system SHPD's operating cost has increased \$100,000 for cloud storage and annual technical support. This does not include other routine operating expenses such as telephone and communication expenses, rental of copy and fax machines, electricity, etc., or office equipment for new staff. Thus, the request for an increase in funds for operating cost is needed to cover the new HICRIS maintenance costs and to offset budget cuts made in the 2020, SLH, which reduced the SHPD operating budget from approximately \$150,000 to \$10,000.	A	-	-	-	-	-	100,000
DIVISION OF STATE PARKS (PARKS)													
LNR806	FI	NG	1	1	Increase S312 ceiling by \$11,906,688 from \$93,312, due to increase in park entry fee: Other Current Expenses, \$9,906,688; Equipment, \$1,000,000; Motor Vehicles, \$1,000,000.	Fee increase coupled with the unanticipated robust resurgence of visitors has resulted in DSP revenue that is anticipated to exceed 12 million dollars by the end of FY22. DSP is trying to establish a sustainable base budget for quality-based operations and to meet contractual obligations derived from DSP funding.	B	-	-	-	-	-	11,906,688

Department of Land and Natural Resources
Proposed Budget Additions

Table 6

Prog ID	Sub-Org	Addition Type	Prog ID Priority	Dept-Wide Priority	Description of Addition	Justification	MOF	Pos (P)	Pos (T)	\$\$\$	Pos (P)	Pos (T)	\$\$\$
LNR ADMINISTRATION (ADMIN)													
LNR906	AA	FC	1	24	Re-establish one (1) IT position abolished by Act 88 SLH 2021 Information Technology Band B, #0011777 to support technology services for the Commission on Water Resource Management operations and the entire department	This IT position is dedicated to support the publicly available web service, Water Resource Commission Information Management System (WRIMS) Application in addition to supporting the local area network and telework environments that allow employees to perform the same level of at work duties. The Commission on Water Resource Management utilizes information from the online application for data collection surveying, analysis, and planning detailed by the state's water resource protection plan.	A	-	-	-	1.00	-	32,310
LNR906	AA	FC	2	30	Add position and funds for two (2) Accountant IV positions	The two Accountant IV positions will be performing financial reporting, analysis, and funds management. These positions will be doing in-depth analysis of program funds, provide the necessary advice and service vital to division heads/administrators in ensuring the federal grants are expended in full compliance of its requirements, and the general funds are utilized to the fullest. These positions will give the Department the best chance to institute better compliance, enhance internal controls, and will result in the better use of the department's time and financial resources.	A	-	-	-	2.00	-	67,200
LNR906 KIRC	AA	AR	3	65	Add funds for other operating expenditures (\$100,00) per provisions from Act 140, SLH 2018 (KIRC)	Additional funds for FY23 are for a continuation of funds established in Act 140, SLH 2018 to continue for FY23. The funds will be used to reestablish a critical, underfunded program established by Act 140 SLH 2018 and to support the Kaho'olawe Island Reserve Commission (KIRC) to effectively meet the unique challenges of restoring, preserving and determining the appropriate uses of the Kaho'olawe island reserve for the people of Hawaii. The funds will be used to support native on-island plantings, restoration supplies and materials including irrigation and water collection systems as well as transportation and logistics support to move materials and supplies to Kaho'olawe.	A	-	-	-	-	-	100,000

Department of Land and Natural Resources
 FB 2020 - 2022 Restrictions

Table 7

<u>Fiscal Year</u>	<u>Prog ID</u>	<u>Sub-Org</u>	<u>MOF</u>	<u>Budgeted by Dept</u>	<u>Restriction</u>	<u>Difference Between Budgeted & Restricted</u>	<u>Percent Difference</u>	<u>Impact</u>
FY 20								
FY20	LNR101	EA	A	205,000	23,103	181,897	88.73%	Restriction limits ability to contract for climate mitigation and adaptation initiatives but does not jeopardize the climate coordinator position and will be absorbed.
FY20	LNR141	GA	A	2,781,113	317,182	2,463,931	88.60%	Ongoing recruitment for all program vacancies experienced difficulty in filling vacancies due to historically low unemployment levels and attractive salaries in the private sector. Program continued to exercise general cost cutting wherever possible. Corresponding prorated restriction was also applied to funds distributed for operation of the Soil and Water Conservation District program (program attached to DLNR per HRS Chapter 180).
FY20	LNR153	CB	A	845,514	96,366	749,148	88.60%	Limited amount of funds during and at the end of the fiscal year for only scheduled maintenance and replacement of essential older equipment at the Anuenue Fisheries Research Center on Sand Island.
FY20	LNR172	DA	A	3,566,192	404,507	3,161,685	88.66%	Reduction in operational funds dedicated to management of the statewide forest reserve system; reduced ability to provide matching funds for federal grants; reduced capacity for forest reserve management; reduced ability to respond to natural resource threats; reduced revenue generation from forest products and development of wood utilization program; and reduced ability to maintain emergency response capacity to wildfires, hurricanes and tsunami.
FY20	LNR401	CA	A	2,492,890	313,113	2,179,777	87.44%	Conservative budgeting throughout the fiscal year with no or limited new activities undertaken and some matches for federal grants were more difficult to come by. Contracts to other government agencies and non-state services were significantly reduced.
FY20	LNR402	DA	A	15,779,456	1,934,923	13,844,533	87.74%	The reduction produced limited operational funds for various wildlife projects. Lack of funds for waterbird habitat management and predator control, resulting in inability to implement key recovery actions for six endangered waterbird species. Gaps in supporting statewide invasive species management which will lead to spread of priority species such as coqui, little fire ant, and miconia; scaling back of Rapid Ohia Death surveys and response. Suspension of research on invasive species control tools. Reduction in funds available for watershed protection. Difficulty in providing required match amounts for federal grants. Limited match for applying to competitive grants. Lack of funds for analysis of wildlife population surveys. Delays in regulatory compliance review and annual site visits at Habitat Conservation Plan incidental take license sites.
FY20	LNR404	GC	A	3,323,222	379,612	2,943,610	88.58%	While the Commission on Water Resource Management actively pursued filling vacancies, inability to find qualified and suitable candidates hampered this effort and resulted in payroll savings which were applied to meet the imposed 5% general fund restriction and 5% general fund contingency restriction. The effect of not filling positions resulted in: (1) Delays in implementing interim instream flow standards in multiple Maui streams; (2) Delays in analysis and processing existing and new surface water use permit applications; (3) Delays in analysis and processing of applications and reports for water use permits in designated water management areas, statewide surface water use reporting, stream channel alterations, stream diversion works; (4) Cutting back or deferring complex hydrologic studies and investigations; (5) Diminished response and resolution of citizen complaints/disputes.
FY20	LNR405	HA	A	10,957,051	1,249,673	9,707,378	88.59%	The additional restrictions resulted in the cancellation or deferral of planned enforcement equipment purchases and maintenance undertakings.
FY20	LNR407	NA	A	8,501,978	950,582	7,551,396	88.82%	The restriction reduced maintenance of capital improvement project investments and long-term projects focusing on fresh water, reduced greenhouse gas emissions, flood mitigation, erosion, wildfires and threatened and endangered species.
FY20	LNR801	CH	A	641,944	73,016	568,928	88.63%	Reduction in services to the public and existing staff's work load increasing to cover vacant positions.
FY20	LNR802	HP	A	2,564,800	292,811	2,271,989	88.58%	Severely restricted SHPD's ability to pay non-personnel operating costs. Resolved through reprogramming vacancy savings.

Department of Land and Natural Resources
 FB 2020 - 2022 Restrictions

Table 7

<u>Fiscal Year</u>	<u>Prog ID</u>	<u>Sub-Org</u>	<u>MOF</u>	<u>Budgeted by Dept</u>	<u>Restriction</u>	<u>Difference Between Budgeted & Restricted</u>	<u>Percent Difference</u>	<u>Impact</u>
FY20	LNR804	DA	A	1,867,235	76,449	1,790,786	95.91%	Reduced operational funds available to provide necessary equipment, supplies, and operational capacity to meet forest and outdoor recreation goals and objectives; restricted maintenance of access roads and trails.
FY20	LNR805	CB	A	1,095,524	125,091	970,433	88.58%	Watchful of any large expenditures for all offices especially expensive equipment repairs or replacements and certain payroll used for match of federal funds was of concern.
FY20	LNR806	FA	A	6,764,914	769,890	5,995,024	88.62%	COVID-19 occurred in March of 2020, and due to park closures, State Parks average loss of revenue during the closures was about \$500,000 per month. The restriction impact affected a variety of park operations and reduced services including basic operations associated with repair and maintenance, hazard tree mitigation, gate operations and contracts.
FY20	LNR906	AA	A	4,358,352	403,104	3,955,248	90.75%	Cost cutting on other operating expenses was implemented to meet restriction. If possible and when necessary, funds from other division/programs were tapped to cover expenses. The funds were critically needed to support on-island operations and support functions for the safety and general welfare of all on-island workers, KIRC staff and public.
	TOTAL			65,745,185	7,409,422	58,335,763	88.73%	
FY 21 Amended								
FY21	LNR101	EA	A	205,000	13,140	191,860	93.59%	Restriction limits ability to contract for climate mitigation and adaptation initiatives but does not jeopardize the climate coordinator position and will be absorbed.
FY21	LNR141	GA	A	2,565,142	60,493	2,504,649	97.64%	Portion of general fund restrictions was released to perform emergency dam safety inspections due to the March 2021 heavy rains statewide.
FY21	LNR153	CB	A	708,694	45,431	663,263	93.59%	Preventative maintenance of certain equipment and structures at the Anuenue Fisheries Research Center
FY21	LNR172	DA	A	3,259,342	208,921	3,050,421	93.59%	Reduction of general-funded management projects in the 680,000 acres of the public Forest Reserve System, including reductions to fence, road, trail, campsite, and facility maintenance; reduced ungulate and invasive species control trips; reduced forest restoration and tree planting projects; reduced fuel reduction and fire break maintenance; and reduced capacity for management of threatened and endangered species.
FY21	LNR401	CA	A	2,321,234	148,790	2,172,444	93.59%	Reduced contracting services and delayed replacement of high cost equipment including vehicles.
FY21	LNR402	DA	A	14,642,658	938,589	13,704,069	93.59%	The reduction produced limited operational funds for various wildlife projects. Lack of funds for waterbird habitat management and predator control, resulting in inability to implement key recovery actions for six endangered waterbird species. Gaps in supporting statewide invasive species management which led to spread of priority species such as coqui, little fire ant, and miconia; scaling back of Rapid Ohia Death research, surveys, and response. Suspension of research on invasive species control tools. Reduction in funds available for watershed protection. Lack of funds for analysis of wildlife population surveys. Delays in regulatory compliance review and annual site visits at Habitat Conservation Plan incidental take license sites.

Department of Land and Natural Resources
 FB 2020 - 2022 Restrictions

Table 7

<u>Fiscal Year</u>	<u>Prog ID</u>	<u>Sub-Org</u>	<u>MOF</u>	<u>Budgeted by Dept</u>	<u>Restriction</u>	<u>Difference Between Budgeted & Restricted</u>	<u>Percent Difference</u>	<u>Impact</u>
FY21	LNR404	GC	A	3,058,917	226,074	2,832,843	92.61%	In accordance with the Administration's directive for departments to make only critical, high priority expenditures considering the potential long-term impact of the COVID-19 crisis, procedures were temporarily put in place requiring departments to secure approval from the Governor's Office to fill its vacancies. Previously, the authority to fill vacancies was delegated to department heads. As such, this caused a delay for the Commission on Water Resource Management on filling its vacancies. Payroll savings were applied to meet the Administration imposed 5% general fund restriction and 5% general fund contingency restriction. The effect of not filling positions resulted in: (1) Delays in implementing interim instream flow standards in multiple Maui streams; (2) Delays in analysis and processing existing and new surface water use permit applications; (3) Delays in analysis and processing of applications and reports for water use permits in designated water management areas, statewide surface water use reporting, stream channel alterations, stream diversion works; (4) Delays in processing well construction and pump installation permits; (5) Delays in certifying wells and pumps; (6) Cutting back or deferring complex hydrologic studies and investigations; (7) Diminished response and resolution of citizen complaints/disputes; (8) Delays in fulfilling information requests.
FY21	LNR405	HA	A	7,706,851	494,003	7,212,848	93.59%	Restrictions resulted in the cancellation or deferral of planned enforcement equipment purchases and critical repairs & maintenance undertakings. Restrictions affected the Division's operations and capacity to respond to natural resources enforcement.
FY21	LNR407	NA	A	8,165,664	523,413	7,642,251	93.59%	The restriction reduced maintenance of capital improvement project investments and long-term projects focusing on fresh water, reduced greenhouse gas emissions, flood mitigation, erosion, wildfires, and threatened and endangered species.
FY21	LNR801	CH	A	528,363	64,370	463,993	87.82%	Reduction in services to the public and existing staff's work load increasing to cover vacant positions.
FY21	LNR802	HP	A	2,354,597	150,925	2,203,672	93.59%	Severely restricted SHPD's ability to pay non-personnel operating costs. Resolved through reprogramming vacancy savings.
FY21	LNR804	DA	A	1,791,478	114,833	1,676,645	93.59%	Reduced operational funds available to provide necessary equipment, supplies, and operational capacity to meet forest and outdoor recreation goals and objectives; restricted maintenance of access roads and trails.
FY21	LNR805	CB	A	985,554	63,172	922,382	93.59%	Limited purchases of supplies and delayed baseyard structure maintenance and purchase of a vehicle.
FY21	LNR806	FA	A	12,065,934	773,416	11,292,518	93.59%	The restriction reduced required repair and maintenance of parks and limited equipment. The lifeguard contract fund for Kua Bay for \$480,000 was reduced.
FY21	LNR906	AA	A	4,047,218	175,090	3,872,128	95.67%	Cost cutting on other operating expenses was implemented to meet restriction. If possible and when necessary, funds from other division/programs were tapped to cover expenses. The funds were critically needed to support on-island operations and support functions for the safety and general welfare of all on-island workers, KIRC staff and public.
				64,406,646	4,000,660	60,405,986	93.79%	
FY 22								
FY22	LNR101	EA	A	170,264	11,540	158,724	93.22%	Restriction limits ability to contract for climate mitigation and adaptation initiatives but does not jeopardize the climate coordinator position and will be absorbed.
FY22	LNR141	GA	A	2,583,711	175,111	2,408,600	93.22%	The restriction creates a shortfall in payroll funds which impacts the division's ability to fill all authorized budgeted positions. The restriction also creates a shortfall in operating funds which is needed to support all general funded positions, therefore, impacting the division's ability to effectively implement projects.
FY22	LNR153	CB	A	987,079	66,899	920,180	93.22%	Continued delay of preventative maintenance and replacement of equipment and structures at the Anuenue Fisheries Research Center.

Department of Land and Natural Resources
 FB 2020 - 2022 Restrictions

Table 7

<u>Fiscal Year</u>	<u>Prog ID</u>	<u>Sub-Org</u>	<u>MOF</u>	<u>Budgeted by Dept</u>	<u>Restriction</u>	<u>Difference Between Budgeted & Restricted</u>	<u>Percent Difference</u>	<u>Impact</u>
FY22	LNR172	DA	A	2,713,692	183,921	2,529,771	93.22%	Reduction of general-funded management projects in the 680,000 acres of the public Forest Reserve System, including reductions to fence, road, trail, campsite, and facility maintenance; reduced ungulate and invasive species control trips; reduced forest restoration and tree planting projects; reduced fuel reduction and fire break maintenance; and reduced capacity for management of threatened and endangered species. The impact of the cut will result in a set-back to long-term management projects, increase invasive species movement, thereby increasing establishment of pests and diseases, and increased the cost in wildfire suppression response (due to reduced capacity for pre-suppression and prevention measures). The Division will be able to continue the majority of projects, but will reduce the scale and frequency of actions (such as number of fence checks, animal control efforts, road maintenance miles completed per year).
FY22	LNR401	CA	A	2,023,023	137,111	1,885,912	93.22%	Continue limiting of contracting services and delay replacing high cost equipment including vehicles.
FY22	LNR402	DA	A	14,821,778	1,066,885	13,754,893	92.80%	The reduction would limit the department's ability to implement a landscape-level mosquito control program that aims to prevent the likely extinction of four Hawaiian forest birds in the next five years. Ongoing population surveys, predator control programs, and habitat restoration activities would be scaled back, which are essential for long-term recovery programs for numerous endangered species. Funds to establish predator-proof areas at endangered breeding colonies for three threatened or endangered seabird species would be limited, as would funds for seabird breeding colony monitoring and management activities. Reduced funds for waterbird habitat management and predator control would threaten key recovery actions for six endangered waterbird species, resulting in decreased nesting success for endangered waterbird species. Reduced capacity to respond to injured wildlife and public inquiries concerning wildlife issues. A cut in operational funding would have a magnified impact on the rare plant and invertebrate program's budgets as they are already operating with minimal funding. These programs manage 228 species that have fewer than 50 individuals remaining in the wild. Loss of funds available for watershed protection. Budget reduction will limit the funding availability for wildfire and natural disaster response, resulting in reduced response capacity and possibly borrowing funds from other departmental programs to cover response costs, causing further program impacts. It will cause a reduction in the number of invasive species targeted such as little fire ants, coqui frogs, and coffee leaf rust; increase in long-term costs of controlling invasive species due to lost progress of current projects. Other impacts include: lack of funds for analysis of wildlife surveys; and reduced capacity to conduct regulatory compliance reviews.
FY22	LNR404	GC	A	2,838,042	192,348	2,645,694	93.22%	The Commission on Water Resource Management is actively pursuing filling its vacancies. Finding qualified and suitable candidates for some of its vacancies has however, prolonged this effort, resulting in payroll savings being applied to meet the Administration imposed 5% general fund restriction and 2% general fund contingency restriction. The effect of not filling positions will result in: (1) Delays in implementing interim instream flow standards in multiple Maui streams; (2) Delays in analysis and processing existing and new surface water use permit applications; (3) Delays in analysis and processing of applications and reports for water use permits in designated water management areas, statewide surface water use reporting, stream channel alterations, stream diversion works; (4) Delays in processing well construction and pump installation permits; (5) Delays in certifying wells and pumps; (6) Cutting back or deferring complex hydrologic studies and investigations; (7) Diminished response and resolution of citizen complaints/disputes; (8) Delays in fulfilling information requests.
FY22	LNR405	HA	A	10,774,525	730,243	10,044,282	93.22%	Restrictions will impact the Division's capacity to support the planned Recruitment Academy and related additional expenditures.

Department of Land and Natural Resources
 FB 2020 - 2022 Restrictions

Table 7

<u>Fiscal Year</u>	<u>Prog ID</u>	<u>Sub-Org</u>	<u>MOF</u>	<u>Budgeted by Dept</u>	<u>Restriction</u>	<u>Difference Between Budgeted & Restricted</u>	<u>Percent Difference</u>	<u>Impact</u>
FY22	LNR407	NA	A	8,350,262	625,939	7,724,323	92.50%	A vast majority of LNR 407 operating funds supports long-term contracted labor, so this cut will result in loss of approximately 7-10 local jobs and highly skilled and experienced staff capacity. These programs maintain over 400 miles of State-funded infrastructure of fences to keep 176,000 acres protected from hooved animals, plants over 20,000 trees per year, removes over 20,000 invasive species, maintains firebreaks, and many other natural resource tasks. These cuts would limit the ability to expand on these critical tasks which results in dramatic gains in fresh water security, erosion reduction, carbon sequestration, and biodiversity. These investments have been repeatedly shown to be cost-effective in external studies of the economic return of forest protection. These programs are also preventing extinctions of hundreds of endangered species by reintroducing individuals and improving habitat.
FY22	LNR801	CH	A	445,255	30,177	415,078	93.22%	Reduction in services to the public and existing staff's work load increasing to cover vacant positions.
FY22	LNR802	HP	A	2,174,884	147,403	2,027,481	93.22%	Severely restricted SHPD's ability to pay non-personnel operating costs. Resolved through reprogramming vacancy savings.
FY22	LNR804	DA	A	1,893,781	7,058	1,886,723	99.63%	Reduced operational funds available to provide necessary equipment, supplies, and operational capacity to meet forest and outdoor recreation goals and objectives; restricted maintenance of access roads and trails.
FY22	LNR805	CB	A	1,324,529	89,769	1,234,760	93.22%	Continued to limited purchase of supplies and delay baseyard structure maintenance and purchase of a vehicle.
FY22	LNR806	FA	A	10,716,714	726,324	9,990,390	93.22%	The restriction will affect a variety of park operations and reduce services including basic operations associated with repair and maintenance, gate operations and lifeguard contracts. These operational costs would have to be covered with special fund, which in turn will impact State Parks ability to pay the special fund assessment as required by Act 34, SLH 1964.
FY22	LNR906	AA	A	4,391,063	163,874	4,227,189	96.27%	Cost cutting on other operating expenses was implemented to meet restriction. If possible and when necessary, funds from other division/programs were tapped to cover expenses. The funds were critically needed to support on-island operations and support functions for the safety and general welfare of all on-island workers, KIRC staff and public.
				66,208,602	4,354,602	61,854,000	93.42%	

Department of Land and Natural Resources
Intradepartmental Transfers in FY21 and FY22

Table 10

<u>Actual or Anticipated Date of Transfer</u>	<u>MOF</u>	<u>Pos (P)</u>	<u>Pos (T)</u>	<u>\$\$\$</u>	<u>From Prog ID</u>	<u>Percent of Program ID Appropriation Transferred From</u>	<u>To Prog ID</u>	<u>Percent of Receiving Program ID Appropriation</u>	<u>Reason for Transfer</u>	<u>Recurring (Y/N)</u>
Transfer of Posiitons:										
FY 21										
None										
FY 22										
None										
Transfer of Funds:										
FY21										
3/1/2021	A			\$ 80,000	LNR 404	1.82%	LNR 401	0.97%	Funding transfer from LNR 404 to LNR 401 was needed for DAR to conduct the needed stream habitat monitoring for proper assessment of instream flow standards and to meet the Legislature's intent.	N
4/22/2021	A			\$ 6,198	LNR 101	0.03%	LNR 141	0.17%	Transfer of funds from various programs to LNR 141 was needed to conduct emergency inspections to assess the current status of select regulated dam structures statewide due to the severe rainfall events of March, 2021. These emergency inspections would accelerate the program's normal inspection schedule and would assess any damages sustained by the recent storm events.	N
4/22/2021	A			\$ 21,427	LNR 153	1.08%	LNR 141	0.06%		N
4/22/2021	A			\$ 98,545	LNR 172	1.49%	LNR 141	2.78%		N
4/22/2021	A			\$ 70,182	LNR 401	0.85%	LNR 141	1.97%		N
4/22/2021	A			\$ 442,715	LNR 402	2.22%	LNR 141	12.43%		N
4/22/2021	A			\$ 92,486	LNR 404	2.10%	LNR 141	2.60%		N
4/22/2021	A			\$ 233,013	LNR 405	2.06%	LNR 141	6.54%		N
4/22/2021	A			\$ 246,885	LNR 407	2.43%	LNR 141	6.93%		N
4/22/2021	A			\$ 15,975	LNR 801	0.07%	LNR 141	0.45%		N
4/22/2021	A			\$ 71,191	LNR 802	2.07%	LNR 141	2.00%		N
4/22/2021	A			\$ 54,165	LNR 804	0.71%	LNR 141	1.52%		N
4/22/2021	A			\$ 29,798	LNR 805	0.94%	LNR 141	0.84%		N
4/22/2021	A			\$ 364,808	LNR 806	2.41%	LNR 141	10.24%		N
4/22/2021	A			\$ 111,127	LNR 906	1.62%	LNR 141	3.12%	N	

Department of Land and Natural Resources
Vacancy Report as of November 30, 2021

Table 11

Prog ID	Sub-Org	Date of Vacancy	Expected Fill Date	Position Number	Position Title	Exempt (Y/N)	SR Level	BU Code	Perm Temp (P/T)	FTE	MOF	Budgeted Amount	Actual Salary Last Paid	Authority to Hire (Y/N)	Occupied by 89 Day Hire (Y/N)	# of 89 Hire Appts	Describe if Filled by other Means	Priority # to Retain
LNR101	EA	7/1/2021	2/1/2022	41672	Land Agent IV	N	SR22	BU13	P	1.00	B	\$ 52,956	\$ 67,200	Y	N	0	N/A	26
LNR101	EA	4/17/2021	2/1/2022	122500	Land Agent IV	N	SR22	BU13	P	1.00	B	\$ 59,448	\$ 64,620	Y	N	0	N/A	38
LNR111	BA	12/31/2020	1/1/2022	40435	Conveyancing Supervisor	N	SR24	BU04	P	1.00	B	\$ 79,548	\$ 80,232	Y	N	0	N/A	17
LNR111	BA	10/2/2021	1/1/2022	137	Deputy Regr of Conveyances	N	EM03	BU35	P	1.00	B	\$ 83,508	\$ 99,612	Y	N	0	N/A	25
LNR111	BA	12/31/2020	3/1/2022	9055	Abstractor IX	N	SR21	BU03	P	1.00	B	\$ 67,944	\$ 74,172	N	Y	2	N/A	35
LNR111	BA	7/1/2021	3/1/2022	135	Abstractor IX	N	SR21	BU03	P	1.00	B	\$ 71,592	\$ 74,064	N	N	0	N/A	45
LNR111	BA	11/29/2021	3/1/2022	157	Abstracting Assistant IV	N	SR11	BU03	P	1.00	B	\$ 34,020	\$ 36,564	N	N	0	N/A	54
LNR111	BA	5/10/2021	3/1/2022	138	Abstractor VI	N	SR15	BU03	P	1.00	B	\$ 44,724	\$ 48,084	N	N	0	N/A	61
LNR111	BA	8/28/2021	3/1/2022	48171	Cashier II	N	SR12	BU03	P	1.00	B	\$ 35,340	\$ 38,004	N	N	0	N/A	69
LNR111	BA	9/16/2021	3/1/2022	118407	Cashier II	N	SR12	BU03	P	1.00	B	\$ 35,340	\$ 38,004	N	N	0	N/A	75
LNR111	BA	11/8/2021	3/1/2022	159	Office Assistant III	N	SR08	BU03	P	1.00	B	\$ 30,240	\$ 33,120	N	N	0	N/A	81
LNR111	BA	8/23/2019	3/1/2022	38263	Office Assistant III	N	SR08	BU03	P	1.00	B	\$ -	\$ 30,240	N	N	0	N/A	87
LNR111	BA	1/1/2018	3/1/2022	47354	Office Assistant III	N	SR08	BU03	P	1.00	B	\$ -	\$ 33,120	N	N	0	N/A	93
LNR111	BA	11/15/2019	3/1/2022	47355	Office Assistant III	N	SR08	BU03	P	1.00	B	\$ -	\$ 32,664	N	N	0	N/A	99
LNR111	BA	9/1/2021	3/1/2022	147	Office Assistant IV	N	SR10	BU03	P	1.00	B	\$ 43,008	\$ 44,496	N	N	0	N/A	105
LNR111	BA	10/14/2019	3/1/2022	120981(T)	Abstracting Assistant III	N	SR09	BU03	T	1.00	B	\$ 31,440	\$ 31,440	N	N	0	N/A	111
LNR111	BA	2/16/2017	3/1/2022	118994(T)	Office Assistant III	N	SR08	BU03	T	1.00	B	\$ 30,240	\$ 28,212	N	N	0	N/A	117
LNR141	GA	6/21/2021	1/1/2022	9714	Engineer V	N	SR26	BU13	P	1.00	A	\$ 67,044	\$ 72,684	Y	N	0	N/A	8
LNR141	GA	7/26/2021	1/1/2022	9715	Engineer V	N	SR26	BU13	P	1.00	A	\$ 64,476	\$ 81,744	Y	N	0	N/A	28
LNR141	GA	3/1/2019	3/1/2022	120910	Engineer V	N	SR26	BU13	P	1.00	A	\$ -	\$ 75,432	N	N	0	N/A	37
LNR141	GA	6/27/2019	3/1/2022	123037	Engineer V	N	SR26	BU13	P	1.00	A	\$ -	never filled	N	N	0	N/A	48
LNR141	GA	12/9/2019	3/1/2022	117792	Engineer V	N	SR26	BU13	P	1.00	A	\$ -	\$ 71,232	N	N	0	N/A	56
LNR153	CB	7/1/2021	3/1/2022	92202C	Aquatic Biologist VI	N	SR26	BU13	P	1.00	A	\$ 67,200	never filled	N	N	0	N/A	60
LNR153	CB	10/1/2020	3/1/2022	7647	Research Statistician IV	N	SR22	BU13	P	1.00	A	\$ 78,420	\$ 81,744	N	N	0	N/A	80
LNR153	CB	12/31/2019	3/1/2022	50978	Aquatic Biologist IV	N	SR22	BU13	P	1.00	A	\$ 72,528	\$ 74,088	N	N	0	N/A	104
LNR153	CB	7/1/2020	3/1/2022	117067	Office Assistant III	N	SR08	BU03	P	1.00	P	\$ 35,340	\$ 35,340	N	N	0	N/A	155
LNR172	DA	11/28/2020	3/1/2022	39733	Office Assistant III	N	SR08	BU03	P	1.00	A	\$ -	\$ 32,016	N	N	0	N/A	132
LNR172	DA	2/6/2021	3/1/2022	2949	Forestry & Wildlife Worker II	N	BC05	BU01	P	1.00	A	\$ 48,000	\$ 49,260	N	N	0	N/A	163
LNR401	CA	9/24/2019	3/1/2022	122543(T)	Program Specialist V	N	SR24	BU13	T	1.00	A	\$ 65,546	\$ 65,868	N	N	0	N/A	68
LNR401	CA	7/1/2021	3/1/2022	92203C	Program Specialist V	N	SR24	BU13	P	1.00	A	\$ 62,136	never filled	N	N	0	N/A	74
LNR401	CA	9/18/2021	3/1/2022	122714(T)	Aquatic Biologist IV	N	SR22	BU13	T	1.00	A	\$ 52,956	\$ 55,200	N	N	0	N/A	86
LNR401	CA	1/10/2020	3/1/2022	52378	Program Specialist IV	N	SR22	BU13	P	1.00	A	\$ 52,956	\$ 63,336	N	N	0	N/A	92
LNR401	CA	12/1/2020	3/1/2022	46124	Aquatic Biologist IV	N	SR22	BU13	P	1.00	A	\$ 78,420	\$ 81,744	N	N	0	N/A	98
LNR401	CA	3/9/2020	3/1/2022	113267(T)	Aquatic Biologist IV	N	SR22	BU13	T	1.00	N	\$ 52,956	\$ 50,004	N	N	0	N/A	110
LNR401	CA	7/2/2020	3/1/2022	120823	Aquatic Biologist III	N	SR20	BU13	P	1.00	A	\$ -	\$ 51,024	N	N	0	N/A	116
LNR401	CA	11/12/2021	3/1/2022	120817	Fishery Technician IV	N	SR13	BU03	P	1.00	A	\$ 36,732	\$ 39,540	N	N	0	N/A	122
LNR401	CA	1/11/2020	3/1/2022	120814	Fishery Technician IV	N	SR13	BU03	P	1.00	A	\$ -	\$ 36,732	N	N	0	N/A	126
LNR401	CA	12/5/2019	3/1/2022	120815	Fishery Technician IV	N	SR13	BU03	P	1.00	A	\$ -	\$ 38,220	N	N	0	N/A	130
LNR401	CA	5/1/2021	3/1/2022	118785(T)	Education Specialist (Aquatic Resources) III	N	SR20	BU13	T	0.50	A	\$ 24,474	\$ 27,600	N	N	0	N/A	134
LNR401	CA	5/1/2021	3/1/2022	118785(T)	Education Specialist (Aquatic Resources) III	N	SR20	BU13	T	0.50	P	\$ 24,474	\$ 27,600	N	N	0	N/A	135
LNR401	CA	10/3/2019	3/1/2022	117192	Contracts Specialist	N	SR22	BU13	P	1.00	P	\$ 78,420	\$ 41,856	N	N	0	N/A	139

Department of Land and Natural Resources
Vacancy Report as of November 30, 2021

Table 11

Prog ID	Sub-Org	Date of Vacancy	Expected Fill Date	Position Number	Position Title	Exempt (Y/N)	SR Level	BU Code	Perm Temp (P/T)	FTE	MOF	Budgeted Amount	Actual Salary Last Paid	Authority to Hire (Y/N)	Occupied by 89 Day Hire (Y/N)	# of 89 Hire Appts	Describe if Filled by other Means	Priority # to Retain
LNR401	CA	10/17/2017	2/1/2022	109101(T)	Aquatic Biologist V	N	SR24	BU13	T	1.00	P	\$ 62,400	\$ 65,568	Y	N	0	N/A	143
LNR401	CA	10/1/2020	3/1/2022	118628(T)	Program Specialist V	N	SR24	BU13	T	1.00	P	\$ 59,616	\$ 69,876	N	N	0	N/A	147
LNR401	CA	12/31/2019	3/1/2022	118784	Education Specialist (Aquatic Resources) IV	N	SR22	BU13	T	1.00	P	\$ 52,956	\$ 65,868	N	N	0	N/A	151
LNR402	DA	1/16/2020	1/3/2022	122076	Program Specialist V	N	SR24	BU13	P	0.50	N	\$ 27,546	\$ 31,002	Y	N	0	N/A	7
LNR402	DA	4/30/2021	1/1/2022	11422	Forestry Mgmt Prgm Specialist	N	SR26	BU13	P	1.00	A	\$ 78,420	\$ 81,744	Y	N	0	N/A	14
LNR402	DA	2/29/2020	1/1/2022	15015	Wildlife Mgmt Prgm Specialist	N	SR26	BU13	P	1.00	A	\$ 69,732	\$ 57,720	Y	N	0	N/A	22
LNR402	DA	7/1/2019	3/1/2022	27060	Forester II	N	SR18	BU13	P	1.00	A	\$ -	\$ 45,228	N	N	0	N/A	72
LNR402	DA	3/18/2020	3/1/2022	52385	Nat Rescs Mgmt Spclt V	N	SR24	BU13	P	1.00	A	\$ 65,760	\$ 68,484	Y	N	0	N/A	78
LNR402	DA	7/1/2021	3/1/2022	27062	Forester II	N	SR18	BU13	P	1.00	A	\$ 48,948	\$ 51,024	Y	N	0	N/A	90
LNR402	DA	12/31/2020	3/1/2022	2938	Equipment Operator III	N	BC09	BU01	P	1.00	A	\$ 57,864	\$ 58,668	N	N	0	N/A	96
LNR402	DA	10/1/2019	3/1/2022	10947	Wildlife Biologist IV	N	SR22	BU13	P	1.00	A	\$ -	\$ 68,484	N	N	0	N/A	108
LNR402	DA	11/8/2019	3/1/2022	52393	Account Clerk III	N	SR11	BU03	P	0.50	A	\$ -	\$ 17,010	N	N	0	N/A	114
LNR402	DA	11/8/2019	3/1/2022	52393	Account Clerk III	N	SR11	BU03	P	0.50	N	\$ 19,860	\$ 17,010	N	N	0	N/A	114
LNR402	DA	9/9/2020	3/1/2022	46948	Forestry and Wildlife Tech IV	N	SR13	BU03	P	0.50	A	\$ -	\$ 25,152	N	N	0	N/A	120
LNR402	DB	9/9/2020	3/1/2022	46948	Forestry and Wildlife Tech IV	N	SR13	BU03	P	0.50	P	\$ -	\$ 25,152	N	N	0	N/A	120
LNR402	DA	12/31/2019	3/1/2022	2919	Forestry & Wildlife Worker II	N	BC05	BU01	P	1.00	A	\$ -	\$ 47,148	N	N	0	N/A	124
LNR402	DA	2/15/2020	3/1/2022	116490	Office Assistant III	N	SR08	BU03	P	1.00	A	\$ -	\$ 32,664	N	N	0	N/A	169
LNR402	DA	5/12/2016	3/1/2022	122002(T)	Planner V	N	SR24	BU13	T	1.00	T	\$ 64,904	never filled	N	N	0	N/A	175
LNR402	DA	1/1/2021	3/1/2022	113201	Office Assistant III	N	SR08	BU03	P	1.00	N	\$ 32,664	\$ 33,288	N	N	0	N/A	178
LNR402	DA	3/4/2020	3/1/2022	122046	Forestry and Wildlife Tech IV	N	SR13	BU03	P	1.00	N	\$ 36,732	\$ 36,732	N	N	0	N/A	183
LNR402	DA	11/1/2021	3/1/2022	2931	Heavy Veh/Constr Equip Mech I	N	BC11	BU01	P	1.00	N	\$ 62,256	\$ 63,876	N	N	0	N/A	185
LNR402	DA	7/16/2021	3/1/2022	122269	Wildlife Biologist IV	N	SR22	BU13	T	1.00	T	\$ 52,956	\$ 57,420	N	N	0	N/A	191
LNR402	DA	9/3/2021	3/1/2022	116396	Account Clerk III	N	SR11	BU03	P	1.00	N	\$ 38,220	\$ 39,540	N	N	0	N/A	193
LNR404	GC	3/1/2021	1/1/2022	101875(E)	Hydrologic Planning Program Manager	Y	SRNA	BU93	P	1.00	A	\$ 97,608	\$ 101,736	Y	N	0	N/A	13
LNR404	GC	7/18/2020	1/1/2022	118214(E)	Hydrologist IV	Y	SRNA	BU13	P	1.00	A	\$ 51,300	\$ 55,200	Y	N	0	N/A	21
LNR404	GC	11/1/2020	1/1/2022	103088(E)	Hydrologist VI	Y	SRNA	BU13	P	1.00	A	\$ 91,776	\$ 95,652	Y	N	0	N/A	31
LNR404	GC	11/23/2021	3/1/2022	12770	Engineer V	N	SR26	BU13	P	1.00	A	\$ 90,600	\$ 95,652	N	N	0	N/A	41
LNR405	HA	2/3/2020	12/1/2021	34579	Conservation & Resources Enforcement Officer IV	N	SR22	BU14	P	1.00	A	\$75,184	\$ 86,796	Y	N	0	N/A	1
LNR405	HA	3/23/2020	12/2/2021	118410	Office Assistant III	N	SR08	BU03	P	1.00	A	\$30,240	\$ 30,240	Y	N	0	N/A	4
LNR405	HA	12/31/2020	2/1/2022	2955	Conservation & Resources Enforcement Officer IV	N	SR22	BU14	P	1.00	A	\$86,796	\$ 94,776	Y	N	0	N/A	5
LNR405	HA	11/1/2021	3/1/2022	39175	Conservation & Resources Enforcement Officer IV	N	SR22	BU14	P	1.00	A	\$56,316	\$ 87,600	Y	N	0	N/A	6
LNR405	HA	1/9/2019	2/1/2022	5025	Conservation & Resources Enforcement Assistant Administrator	N	EM05	BU37	P	1.00	A	\$102,348	\$ 86,940	Y	N	0	N/A	11
LNR405	HA	11/1/2020	3/1/2022	30182	Secretary III	N	SR16	BU63	P	1.00	A	\$63,612	\$ 63,612	Y	Y	2	N/A	19
LNR405	HA	12/31/2020	3/1/2022	26909	Secretary I	N	SR12	BU03	P	1.00	A	\$52,296	\$ 52,296	N	N	0	N/A	29
LNR405	HA	12/10/2020	3/1/2022	118854	Office Assistant III	N	SR08	BU03	P	1.00	A	\$34,020	\$ 34,692	N	N	0	N/A	39
LNR405	HA	4/1/2020	3/1/2022	43037	Education Specialist V	N	SR24	BU13	P	1.00	N	\$64,476	\$ 65,868	Y	N	0	N/A	49

Department of Land and Natural Resources
Vacancy Report as of November 30, 2021

Table 11

Prog ID	Sub-Org	Date of Vacancy	Expected Fill Date	Position Number	Position Title	Exempt (Y/N)	SR Level	BU Code	Perm Temp (P/T)	FTE	MOF	Budgeted Amount	Actual Salary Last Paid	Authority to Hire (Y/N)	Occupied by 89 Day Hire (Y/N)	# of 89 Hire Appts	Describe if Filled by other Means	Priority # to Retain
LNR405	HA	11/1/2021	3/1/2022	52347	Conservation & Resources Enforcement Officer III	N	SR20	BU14	P	1.00	A	\$77,650	\$ 87,600	Y	N	0	N/A	57
LNR405	HA	3/16/2020	2/1/2022	29605	Conservation & Resources Enforcement Officer III	N	SR20	BU14	P	1.00	A	\$52,092	\$ 46,548	Y	N	0	N/A	65
LNR405	HA	7/1/2021	3/1/2022	124129	Conservation & Resources Enforcement Officer I	N	SR16	BU14	P	1.00	A	\$48,648	never filled	Y	N	0	N/A	71
LNR405	HA	7/1/2021	3/1/2022	124130	Conservation & Resources Enforcement Officer I	N	SR16	BU14	P	1.00	A	\$48,648	never filled	Y	N	0	N/A	77
LNR405	HA	7/1/2021	3/1/2022	124131	Conservation & Resources Enforcement Officer I	N	SR16	BU14	P	1.00	A	\$48,648	never filled	Y	N	0	N/A	83
LNR405	HA	7/1/2021	3/1/2022	124132	Conservation & Resources Enforcement Officer I	N	SR16	BU14	P	1.00	A	\$48,648	never filled	Y	N	0	N/A	89
LNR405	HA	7/1/2021	3/1/2022	124133	Conservation & Resources Enforcement Officer I	N	SR16	BU14	P	1.00	A	\$48,648	never filled	Y	N	0	N/A	95
LNR405	HA	7/1/2021	3/1/2022	124134	Conservation & Resources Enforcement Officer I	N	SR16	BU14	P	1.00	A	\$48,648	never filled	Y	N	0	N/A	101
LNR405	HA	7/1/2021	3/1/2022	124135	Conservation & Resources Enforcement Officer I	N	SR16	BU14	P	1.00	A	\$48,648	never filled	Y	N	0	N/A	107
LNR405	HA	7/1/2021	3/1/2022	124136	Conservation & Resources Enforcement Officer I	N	SR16	BU14	P	1.00	A	\$48,648	never filled	Y	N	0	N/A	113
LNR405	HA	7/1/2021	3/1/2022	124137	Conservation & Resources Enforcement Officer I	N	SR16	BU14	P	1.00	A	\$48,648	never filled	Y	N	0	N/A	119
LNR405	HA	7/1/2021	3/1/2022	124138	Conservation & Resources Enforcement Officer I	N	SR16	BU14	P	1.00	A	\$48,648	never filled	Y	N	0	N/A	123
LNR405	HA	7/31/2021	3/1/2022	118066	Conservation & Resources Enforcement Officer III	N	SR20	BU14	P	1.00	A	\$65,928	\$ 71,988	Y	N	0	N/A	127
LNR405	HA	10/13/2021	3/1/2022	34479	Conservation & Resources Enforcement Officer III	N	SR20	BU14	P	1.00	A	\$52,092	\$ 52,584	Y	N	0	N/A	131
LNR405	HA	11/1/2021	3/1/2022	42113	Conservation & Resources Enforcement Officer III	N	SR20	BU14	P	1.00	A	\$80,220	\$ 87,600	Y	N	0	N/A	136
LNR405	HA	11/1/2021	3/1/2022	117086	Office Assistant III	N	SR08	BU03	P	1.00	A	\$38,220	\$ 40,308	N	N	0	N/A	140
LNR405	HA	11/3/2021	3/1/2022	50967	Conservation & Resources Enforcement Officer III	N	SR20	BU14	P	1.00	A	\$71,304	\$ 77,856	Y	N	0	N/A	144
LNR405	HA	11/3/2021	3/1/2022	117706	Conservation & Resources Enforcement Officer III	N	SR20	BU14	P	1.00	A	\$64,216	\$ 71,988	Y	N	0	N/A	148
LNR405	HA	12/31/2020	3/1/2022	25897	Conservation & Resources Enforcement Officer III	N	SR20	BU14	P	1.00	A	\$74,208	\$ 81,036	Y	N	0	N/A	152
LNR405	HA	7/1/2021	3/1/2022	124108	Conservation & Resources Enforcement Officer I	N	SR16	BU14	P	1.00	A	\$48,648	never filled	Y	N	0	N/A	156
LNR405	HA	7/1/2021	3/1/2022	124110	Conservation & Resources Enforcement Officer I	N	SR16	BU14	P	1.00	A	\$48,648	never filled	Y	N	0	N/A	159

Department of Land and Natural Resources
Vacancy Report as of November 30, 2021

Table 11

Prog ID	Sub-Org	Date of Vacancy	Expected Fill Date	Position Number	Position Title	Exempt (Y/N)	SR Level	BU Code	Perm Temp (P/T)	FTE	MOF	Budgeted Amount	Actual Salary Last Paid	Authority to Hire (Y/N)	Occupied by 89 Day Hire (Y/N)	# of 89 Hire Appts	Describe if Filled by other Means	Priority # to Retain
LNR405	HA	7/1/2021	3/1/2022	124111	Conservation & Resources Enforcement Officer I	N	SR16	BU14	P	1.00	A	\$48,648	never filled	Y	N	0	N/A	162
LNR405	HA	7/1/2021	3/1/2022	124112	Conservation & Resources Enforcement Officer I	N	SR16	BU14	P	1.00	A	\$48,648	never filled	Y	N	0	N/A	165
LNR405	HA	7/1/2021	3/1/2022	124113	Conservation & Resources Enforcement Officer I	N	SR16	BU14	P	1.00	A	\$48,648	never filled	Y	N	0	N/A	168
LNR405	HA	7/1/2021	3/1/2022	124114	Conservation & Resources Enforcement Officer I	N	SR16	BU14	P	1.00	A	\$48,648	never filled	Y	N	0	N/A	170
LNR405	HA	7/1/2021	3/1/2022	124115	Conservation & Resources Enforcement Officer I	N	SR16	BU14	P	1.00	A	\$48,648	never filled	Y	N	0	N/A	174
LNR405	HA	7/1/2021	3/1/2022	124116	Conservation & Resources Enforcement Officer I	N	SR16	BU14	P	1.00	A	\$48,648	never filled	Y	N	0	N/A	177
LNR405	HA	7/1/2021	3/1/2022	124117	Conservation & Resources Enforcement Officer I	N	SR16	BU14	P	1.00	A	\$48,648	never filled	Y	N	0	N/A	180
LNR405	HA	7/1/2021	3/1/2022	124118	Conservation & Resources Enforcement Officer I	N	SR16	BU14	P	1.00	A	\$48,648	never filled	Y	N	0	N/A	182
LNR405	HA	7/1/2021	3/1/2022	124119	Conservation & Resources Enforcement Officer I	N	SR16	BU14	P	1.00	A	\$48,648	never filled	Y	N	0	N/A	184
LNR405	HA	7/1/2021	3/1/2022	124120	Conservation & Resources Enforcement Officer I	N	SR16	BU14	P	1.00	A	\$48,648	never filled	Y	N	0	N/A	186
LNR405	HA	7/1/2021	3/1/2022	124121	Conservation & Resources Enforcement Officer I	N	SR16	BU14	P	1.00	A	\$48,648	never filled	Y	N	0	N/A	188
LNR405	HA	7/1/2021	3/1/2022	124122	Conservation & Resources Enforcement Officer I	N	SR16	BU14	P	1.00	A	\$48,648	never filled	Y	N	0	N/A	190
LNR405	HA	7/1/2021	3/1/2022	124123	Conservation & Resources Enforcement Officer I	N	SR16	BU14	P	1.00	A	\$48,648	never filled	Y	N	0	N/A	192
LNR405	HA	7/1/2021	3/1/2022	124124	Conservation & Resources Enforcement Officer I	N	SR16	BU14	P	1.00	A	\$48,648	never filled	Y	N	0	N/A	194
LNR405	HA	7/1/2021	3/1/2022	124125	Conservation & Resources Enforcement Officer I	N	SR16	BU14	P	1.00	A	\$48,648	never filled	Y	N	0	N/A	196
LNR405	HA	7/1/2021	3/1/2022	124126	Conservation & Resources Enforcement Officer I	N	SR16	BU14	P	1.00	A	\$48,648	never filled	Y	N	0	N/A	198
LNR405	HA	7/1/2021	3/1/2022	124127	Conservation & Resources Enforcement Officer I	N	SR16	BU14	P	1.00	A	\$48,648	never filled	Y	N	0	N/A	199
LNR405	HA	7/1/2021	3/1/2022	124128	Conservation & Resources Enforcement Officer I	N	SR16	BU14	P	1.00	A	\$48,648	never filled	Y	N	0	N/A	200
LNR405	HA	8/1/2021	3/1/2022	117705	Conservation & Resources Enforcement Officer III	N	SR20	BU14	P	1.00	A	\$70,611	\$ 77,856	Y	N	0	N/A	201
LNR405	HA	11/1/2021	3/1/2022	48206	Conservation & Resources Enforcement Officer III	N	SR20	BU14	P	1.00	A	\$80,220	\$ 87,600	Y	N	0	N/A	202
LNR405	HA	11/10/2021	3/1/2022	118724	Conservation & Resources Enforcement Officer III	N	SR20	BU14	P	1.00	A	\$65,928	\$ 71,988	Y	N	0	N/A	203

Department of Land and Natural Resources
Vacancy Report as of November 30, 2021

Table 11

Prog ID	Sub-Org	Date of Vacancy	Expected Fill Date	Position Number	Position Title	Exempt (Y/N)	SR Level	BU Code	Perm Temp (P/T)	FTE	MOF	Budgeted Amount	Actual Salary Last Paid	Authority to Hire (Y/N)	Occupied by 89 Day Hire (Y/N)	# of 89 Hire Appts	Describe if Filled by other Means	Priority # to Retain
LNR405	HA	11/17/2021	3/1/2022	10371	Conservation & Resources Enforcement Officer III	N	SR20	BU14	P	1.00	A	\$68,532	\$ 74,844	Y	N	0	N/A	204
LNR405	HA	8/1/2020	3/1/2022	39168	Conservation & Resources Enforcement Officer III	N	SR20	BU14	P	1.00	A	\$61,330	\$ 66,528	Y	N	0	N/A	205
LNR405	HA	7/1/2018	3/1/2022	123249	Clerk Dispatcher II	N	SR12	BU03	P	1.00	A	\$ 35,340	never filled	N	N	0	N/A	206
LNR405	HA	7/1/2018	3/1/2022	123250	Clerk Dispatcher II	N	SR12	BU03	P	1.00	A	\$ 35,340	never filled	N	N	0	N/A	207
LNR407	NA	4/17/2021	1/1/2022	118287	Natural Reserves Management Specialist IV	N	SR22	BU13	P	1.00	A	\$ 52,956	\$ 57,420	Y	N	0	N/A	42
LNR407	NA	10/15/2021	3/1/2022	118355	Natural Resources Management Specialist IV	N	SR22	BU13	P	1.00	A	\$ 62,416	\$ 67,200	N	N	0	N/A	58
LNR407	NA	9/1/2021	3/1/2022	118291	Forester III	N	SR20	BU13	P	1.00	A	\$ 48,948	\$ 55,200	N	N	0	N/A	66
LNR407	NA	10/20/2021	3/1/2022	122329	Natural Resources Management Specialist III	N	BC05	BU01	P	1.00	A	\$ 50,916	\$ 53,064	N	N	0	N/A	84
LNR407	NA	8/18/2020	1/1/2022	48776	Natural Reserves Management Specialist IV	N	SR22	BU13	P	1.00	A	\$ 69,732	\$ 57,324	Y	N	0	N/A	102
LNR407	NA	11/13/2021	3/1/2022	39937	Office Assistant III	N	SR08	BU03	P	1.00	A	\$ 30,240	\$ 33,120	N	N	0	N/A	128
LNR407	NA	7/17/2021	3/1/2022	118274	Forestry & Wildlife Tech IV	N	SR13	BU03	P	1.00	A	\$ 36,732	\$ 39,540	N	N	0	N/A	145
LNR407	NA	6/2/2021	3/1/2022	118338	Forestry & Wildlife Tech IV	N	SR13	BU03	P	1.00	A	\$ 36,732	\$ 39,540	N	N	0	N/A	153
LNR407	NA	11/3/2021	3/1/2022	38928	Account Clerk III	N	SR11	BU03	P	1.00	A	\$ 39,720	\$ 41,100	N	N	0	N/A	157
LNR407	NA	7/1/2021	3/1/2022	122501	Office Assistant III	N	SR08	BU03	T	1.00	A	\$ 30,240	\$ 33,120	N	N	0	N/A	160
LNR407	NA	8/1/2021	3/1/2022	122857	Forestry & Wildlife Tech IV	N	SR13	BU03	T	1.00	A	\$ 34,908	\$ 39,540	N	N	0	N/A	166
LNR801	CH	12/16/2018	3/1/2022	48943	Boating and Ocean Recreation Manager I	N	SR24	BU23	P	1.00	B	\$ 72,528	\$ 69,732	N	N	0	N/A	15
LNR801	CH	7/1/2021	3/1/2022	92201C	Environmental Health Specialist IV	N	SR22	BU13	P	1.00	B	\$ 55,200	never filled	N	N	0	N/A	23
LNR801	CH	9/8/2020	1/1/2022	121939	Property Manager IV	N	SR22	BU13	P	1.00	B	\$ -	\$ 56,280	Y	N	0	N/A	33
LNR801	CH	11/1/2020	3/1/2022	118308	Building Maintenance Supervisor I	N	F109	BU02	P	1.00	B	\$ 63,396	\$ 66,744	N	N	0	N/A	43
LNR801	CH	7/15/2019	3/1/2022	46609	Secretary II	N	SR14	BU03	P	1.00	B	\$ 30,240	\$ 30,240	N	N	0	N/A	52
LNR801	CH	10/6/2021	3/1/2022	9562	Boating and Ocean Recreation Harbor Agent IV	N	SR18	BU03	P	1.00	B	\$ 56,532	\$ 48,084	N	N	0	N/A	59
LNR801	CH	6/1/2021	3/1/2022	9786	Boating and Ocean Recreation Harbor Agent IV	N	SR18	BU03	P	1.00	B	\$ 58,824	\$ 63,288	N	N	0	N/A	67
LNR801	CH	7/1/2021	3/1/2022	22886	Boating and Ocean Recreation Harbor Agent IV	N	SR18	BU03	P	1.00	B	\$ 44,724	\$ 48,084	N	N	0	N/A	73
LNR801	CH	10/15/2021	3/1/2022	122391	Office Assistant IV	N	SR10	BU03	P	1.00	B	\$ 28,884	\$ 35,196	N	N	0	N/A	79
LNR801	CH	9/16/2021	3/1/2022	46140	Office Assistant III	N	SR08	BU03	P	1.00	B	\$ 30,240	\$ 33,120	N	N	0	N/A	85
LNR801	CH	9/1/2021	3/1/2022	48181	Office Assistant III	N	SR08	BU03	P	1.00	B	\$ 32,664	\$ 33,120	N	N	0	N/A	91
LNR801	CH	4/25/2020	3/1/2022	119001	Office Assistant III	N	SR08	BU03	P	1.00	B	\$ -	\$ 30,240	N	N	0	N/A	97
LNR801	CH	9/27/2021	3/1/2022	120846	Boating and Ocean Recreation Harbor Agent II	N	SR14	BU03	P	1.00	B	\$ 38,220	\$ 41,100	N	N	0	N/A	103
LNR801	CH	11/2/2021	3/1/2022	28791	Office Assistant III	N	SR08	BU03	P	1.00	B	\$ -	\$ 33,120	N	N	0	N/A	109
LNR801	CH	11/20/2019	3/1/2022	121293	Office Assistant III	N	SR08	BU03	P	1.00	B	\$ -	\$ 34,020	N	N	0	N/A	115
LNR801	CH	6/4/2021	3/1/2022	46141	Office Assistant III	N	SR08	BU03	P	1.00	B	\$ 30,240	\$ 33,120	N	N	0	N/A	121

Department of Land and Natural Resources
Vacancy Report as of November 30, 2021

Table 11

Prog ID	Sub-Org	Date of Vacancy	Expected Fill Date	Position Number	Position Title	Exempt (Y/N)	SR Level	BU Code	Perm Temp (P/T)	FTE	MOF	Budgeted Amount	Actual Salary Last Paid	Authority to Hire (Y/N)	Occupied by 89 Day Hire (Y/N)	# of 89 Hire Appts	Describe if Filled by other Means	Priority # to Retain
LNR801	CH	10/1/2019	3/1/2022	122224	Boating and Ocean Recreation Harbor Agent II	N	SR14	BU03	P	1.00	A	\$ -	\$ 58,824	Y	N	0	N/A	125
LNR801	CH	12/2/2019	3/1/2022	122226	Boating and Ocean Recreation Harbor Agent II	N	SR14	BU03	P	1.00	A	\$ -	\$ 58,824	N	N	0	N/A	129
LNR801	CH	4/20/2020	3/1/2022	122227	Boating and Ocean Recreation Harbor Agent II	N	SR14	BU03	P	1.00	A	\$ -	\$ 38,220	N	N	0	N/A	133
LNR801	CH	5/5/2021	3/1/2022	122437	Boating and Ocean Recreation Harbor Agent II	N	SR14	BU03	P	1.00	A	\$ 33,720	\$ 50,016	N	N	0	N/A	138
LNR801	CH	8/16/2021	3/1/2022	122222	Boating and Ocean Recreation Harbor Agent II	N	SR14	BU03	P	1.00	A	\$ 38,220	\$ 41,100	N	N	0	N/A	142
LNR801	CH	4/1/2021	3/1/2022	121777	Building Maintenance Worker I	N	BC09	BU01	P	1.00	B	\$ 57,864	\$ 59,374	N	N	0	N/A	146
LNR801	CH	12/9/2019	3/1/2022	121662	General Laborer II	N	BC03	BU01	P	1.00	B	\$ -	\$ 43,584	N	N	0	N/A	150
LNR801	CH	1/24/2020	3/1/2022	120396	General Laborer II	N	BC03	BU01	P	1.00	B	\$ -	\$ 44,112	N	N	0	N/A	154
LNR801	CH	2/24/2020	3/1/2022	21387	General Laborer II	N	BC03	BU01	P	1.00	B	\$ -	\$ 44,112	N	N	0	N/A	158
LNR801	CH	3/19/2020	3/1/2022	26767	General Laborer II	N	BC03	BU01	P	1.00	B	\$ -	\$ 44,112	N	N	0	N/A	161
LNR801	CH	5/16/2020	3/1/2022	117747	General Laborer II	N	BC03	BU01	P	1.00	B	\$ -	\$ 44,112	N	N	0	N/A	164
LNR801	CH	5/30/2020	3/1/2022	26307	General Laborer II	N	BC03	BU01	P	1.00	B	\$ -	\$ 44,112	N	N	0	N/A	167
LNR801	CH	6/27/2020	3/1/2022	121561	General Laborer II	N	BC03	BU01	P	1.00	B	\$ -	\$ 44,112	N	N	0	N/A	171
LNR801	CH	11/14/2020	3/1/2022	118114	General Laborer II	N	BC03	BU01	P	1.00	B	\$ -	\$ 45,000	N	N	0	N/A	173
LNR801	CH	6/26/2021	3/1/2022	121993	General Laborer II	N	BC03	BU01	P	1.00	B	\$ 44,460	\$ 45,540	N	N	0	N/A	176
LNR801	CH	7/9/2021	3/1/2022	46730	General Laborer II	N	BC03	BU01	P	1.00	B	\$ 44,376	\$ 45,540	N	N	0	N/A	179
LNR802	HP	3/6/2021	3/1/2022	100380E	Architectural Branch Chief	Y	SRNA	BU13	P	1.00	A	\$ 78,192	\$ 81,624	Y	N	0	N/A	12
LNR802	HP	4/21/2018	2/1/2022	100379E	Historic Preservation Archaeologist IV	Y	SRNA	BU13	P	1.00	B	\$ -	\$ 65,556	Y	N	0	N/A	20
LNR802	HP	8/9/2019	2/1/2022	122489E	Historic Preservation Archaeologist IV	Y	SRNA	BU13	P	1.00	B	\$ -	\$ 68,484	Y	N	0	N/A	30
LNR802	HP	12/31/2019	3/1/2022	43185	Office Assistant IV	N	SR10	BU03	P	1.00	B	\$ -	\$ 34,020	N	N	0	N/A	40
LNR802	HP	6/25/2020	3/1/2022	112243E	Architectural Historian	Y	SRNA	BU13	P	1.00	A	\$ 56,784	\$ 51,084	Y	N	0	N/A	50
LNR804	DA	1/16/2020	3/1/2022	122076	Program Specialist V	N	SR24	BU13	P	0.50	N	\$ 27,546	\$ 31,002	Y	N	0	N/A	7
LNR804	DA	5/1/2021	1/1/2022	47599	Forester VI	N	SR26	BU13	P	1.00	A	\$ 62,004	\$ 69,876	Y	N	0	N/A	32
LNR804	DA	7/1/2021	3/1/2022	8282	Gen Constr & Maintenance Supvr I	N	F110	BU02	P	0.50	A	\$ 32,322	\$ 34,446	N	N	0	N/A	51
LNR804	DA	7/1/2021	3/1/2022	8282	Gen Constr & Maintenance Supvr I	N	F110	BU02	P	0.50	N	\$ 32,322	\$ 34,446	N	N	0	N/A	51
LNR804	DA	8/6/2019	3/1/2022	45494	Trails and Access Specialist IV	N	SR22	BU13	P	1.00	A	\$ -	\$ 56,280	N	N	0	N/A	137
LNR804	DA	6/1/2021	3/1/2022	118679	Carpenter I	N	BC09	BU01	P	1.00	A	\$ 57,972	\$ 59,376	N	N	0	N/A	141
LNR804	DA	5/1/2021	3/1/2022	45496	Forestry & Wildlife Worker III	N	WS05	BU01	P	1.00	A	\$ 51,408	\$ 52,764	N	N	0	N/A	149
LNR804	DA	1/22/2020	3/1/2022	12075	Forestry & Wildlife Technician IV	N	SR13	BU03	P	0.50	A	\$ -	\$ 18,366	N	N	0	N/A	172
LNR804	DA	1/22/2020	3/1/2022	12075	Forestry & Wildlife Technician IV	N	SR13	BU03	P	0.50	N	\$ 24,174	\$ 18,366	N	N	0	N/A	172
LNR804	DA	11/2/2021	3/1/2022	121490	Forestry & Wildlife Technician IV	N	SR13	BU03	P	1.00	N	\$ 36,732	\$ 39,540	N	N	0	N/A	181
LNR804	DA	11/15/2021	3/1/2022	120325	Forestry & Wildlife Technician IV	N	SR13	BU03	P	1.00	N	\$ 36,732	\$ 39,540	N	N	0	N/A	187
LNR804	DA	11/29/2021	3/1/2022	4663	Forestry & Wildlife Worker III	N	WS05	BU01	P	1.00	N	\$ 51,408	\$ 52,764	N	N	0	N/A	189
LNR804	DA	2/29/2020	3/1/2022	117828	General Laborer I	N	BC02	BU01	P	0.50	W	\$ -	\$ 21,450	N	N	0	N/A	195
LNR804	DA	9/12/2021	3/1/2022	13357	General Laborer I	N	BC02	BU01	P	0.50	W	\$ 21,624	\$ 22,146	N	N	0	N/A	197
LNR805	CB	7/1/2021	3/1/2022	92234C	Aquatic Biologist VI	N	SR26	BU13	P	1.00	A	\$ 70,000	never filled	N	N	0	N/A	16

Department of Land and Natural Resources
Vacancy Report as of November 30, 2021

Table 11

Prog ID	Sub-Org	Date of Vacancy	Expected Fill Date	Position Number	Position Title	Exempt (Y/N)	SR Level	BU Code	Perm Temp (P/T)	FTE	MOF	Budgeted Amount	Actual Salary Last Paid	Authority to Hire (Y/N)	Occupied by 89 Day Hire (Y/N)	# of 89 Hire Appts	Describe if Filled by other Means	Priority # to Retain
LNR805	CB	7/1/2021	3/1/2022	92235C	Aquatic Biologist VI	N	SR26	BU13	P	1.00	A	\$ 70,000	never filled	N	N	0	N/A	24
LNR805	CB	7/1/2021	3/1/2022	92236C	Aquatic Biologist VI	N	SR26	BU13	P	1.00	A	\$ 70,000	never filled	N	N	0	N/A	34
LNR805	CB	7/1/2021	3/1/2022	92237C	Aquatic Biologist VI	N	SR26	BU13	P	1.00	A	\$ 70,000	never filled	N	N	0	N/A	44
LNR805	CB	7/1/2021	3/1/2022	92238C	Aquatic Biologist VI	N	SR26	BU13	P	1.00	A	\$ 70,000	never filled	N	N	0	N/A	53
LNR806	FI	1/9/2021	12/1/2021	121303	General Laborer I	N	BC02	BU01	P	1.00	A	\$ 43,164	\$ 44,292	Y	N	0	N/A	3
LNR806	FA	1/31/2021	3/1/2022	40822	General Laborer I	N	BC02	BU01	P	1.00	A	\$ 43,164	\$ 43,764	Y	N	0	N/A	9
LNR806	FI	9/7/2021	2/1/2021	113132	Property Manager V	N	SR24	BU13	P	1.00	B	\$ 62,004	\$ 67,200	Y	N	0	N/A	27
LNR806	FA	9/9/2019	3/1/2022	8702	Park Maintenance Supervisor II	N	F204	BU02	P	1.00	A	\$ 53,652	\$ 53,652	N	N	0	N/A	36
LNR806	FI	11/1/2020	2/1/2021	52934	Park Interpretive Ctr Coord	N	SR20	BU13	P	1.00	A	\$ 69,732	\$ 75,588	Y	N	0	N/A	46
LNR806	FA	2/11/2020	3/1/2022	12050	General Laborer I	N	BC02	BU01	P	1.00	A	\$ 43,164	\$ 42,900	N	N	0	N/A	55
LNR806	FA	11/1/2020	3/1/2022	122829	General Laborer I	N	BC02	BU01	P	1.00	A	\$ -	\$ 43,764	N	N	0	N/A	62
LNR806	FA	11/24/2021	3/1/2022	31513	General Laborer I	N	BC02	BU01	P	1.00	B	\$ 43,164	\$ 44,292	N	N	0	N/A	70
LNR806	FA	11/1/2021	3/1/2022	40142	Office Assistant III	N	SR08	BU03	P	1.00	B	\$ 44,724	\$ 49,020	N	N	0	N/A	76
LNR806	FI	11/19/2019	3/1/2022	121302	General Laborer I	N	BC02	BU01	P	1.00	A	\$ -	\$ 42,396	N	N	0	N/A	82
LNR806	FI	2/3/2020	3/1/2022	118777	Park Caretaker II	N	BC04	BU01	P	1.00	A	\$ -	\$ 45,888	N	N	0	N/A	88
LNR806	FA	11/1/2021	2/1/2021	21435	Park Interpretive Ctr Coord	N	SR20	BU13	P	1.00	B	\$ 64,476	\$ 67,200	Y	N	0	N/A	94
LNR806	FA	6/1/2021	3/1/2022	16036	Park Maintenance Supervisor II	N	F204	BU02	P	1.00	B	\$ 53,652	\$ 56,316	N	N	0	N/A	100
LNR806	FI	2/23/2020	3/1/2022	22336	General Laborer I	N	BC02	BU01	P	1.00	A	\$ -	\$ 45,888	N	N	0	N/A	106
LNR806	FI	3/20/2020	3/1/2022	117778	Park Caretaker II	N	BC04	BU01	P	1.00	A	\$ -	\$ 45,888	N	N	0	N/A	112
LNR806	FI	9/11/2020	3/1/2022	22173	Office Assistant III	N	SR08	BU03	P	0.50	A	\$ -	\$ 15,120	N	N	0	N/A	118
LNR806	FA	9/11/2020	3/1/2022	22173	Office Assistant III	N	SR08	BU03	P	0.50	B	\$ -	\$ 15,120	N	N	0	N/A	118
LNR906	AA	1/25/2020	12/2/2021	41587	Human Resources Assistant V	N	SR13	BU63	P	1.00	A	\$ 36,732	\$ 34,020	Y	N	1	N/A	2
LNR906	AA	8/3/2019	1/1/2022	50939	Accountant III	N	SR20	BU13	P	1.00	B	\$ 50,916	\$ 52,008	Y	N	0	N/A	5
LNR906	AA	3/1/2021	1/1/2022	118265	Accountant IV	N	SR22	BU13	P	1.00	A	\$ 52,956	\$ 64,620	Y	N	0	N/A	5
LNR906	AA	7/10/2021	1/1/2022	122036	Accountant IV	N	SR22	BU13	P	1.00	B	\$ 47,100	\$ 55,200	Y	N	0	N/A	5
LNR906	AA	12/1/2020	1/11/2022	121501	Human Resources Specialist IV	N	SR22	BU73	P	1.00	A	\$ 75,432	\$ 78,612	Y	N	0	N/A	10
LNR906	AA	7/7/2020	3/1/2022	2961	Account Clerk V	N	SR15	BU03	P	1.00	A	\$ 39,720	\$ 39,720	N	N	0	N/A	15
LNR906	AA	1/1/2021	3/1/2022	116451	Account Clerk IV	N	SR13	BU03	P	0.13	A	\$ 6,288	\$ 4,969	N	N	0	N/A	15
LNR906	AA	1/1/2021	3/1/2022	116451	Account Clerk IV	N	SR13	BU03	P	0.87	B	\$ 44,016	\$ 33,251	N	N	0	N/A	15
LNR906	DA	1/28/2020	3/1/2022	118680	Forestry & Wildlife Worker II	N	BC05	BU01	P	1.00	A	\$ 48,096	\$ 47,712	N	N	0	N/A	18
LNR906	NA	2/18/2020	3/1/2022	13332	Forestry & Wildlife Worker II	N	BC05	BU01	P	1.00	A	\$ 48,096	\$ 47,712	N	N	0	N/A	20
LNR906	AA	2/1/2021	1/1/2022	2735	Human Resources Specialist IV	N	SR22	BU73	P	1.00	A	\$ 52,956	\$ 57,420	Y	N	0	N/A	47
LNR906	AA	11/11/2021	1/1/2022	120761	Human Resources Specialist IV	N	SR22	BU73	P	0.12	A	\$ 8,716	\$ 6,368	Y	N	0	N/A	63
LNR906	AA	11/11/2021	1/1/2022	120761	Human Resources Specialist IV	N	SR22	BU73	P	0.88	B	\$ 61,016	\$ 46,696	Y	N	0	N/A	64

Department of Land and Natural Resources
Overtime Expenditure Summary

Table 13

Prog ID	Sub-Org	Program Title	MOF	FY21 (actual)			FY22 (estimated)			FY23 (budgeted)		
				Base Salary \$\$\$\$	Overtime \$\$\$\$	Overtime Percent	Base Salary \$\$\$\$	Overtime \$\$\$\$	Overtime Percent	Base Salary \$\$\$\$	Overtime \$\$\$\$	Overtime Percent
LNR101	EA	Public Lands Management	A	\$ 79,489	\$ -	0.0%	\$ 68,941	\$ -	0.0%	\$ 68,941	\$ -	0.0%
LNR101	EA	Public Lands Management	B	\$ 3,757,833	\$ 22,057	0.6%	\$ 6,003,194	\$ 20,000	0.3%	\$ 6,003,194	\$ 20,000	0.3%
LNR111	BA	Conveyances & Recording	B	\$ 2,650,692	\$ 3,845	0.1%	\$ 5,004,343	\$ 75,000	1.5%	\$ 5,004,343	\$ 75,000	1.5%
LNR141	GA	Water & Land Development	A	\$ 2,041,510	\$ -	0.0%	\$ 1,997,451	\$ 1,000	0.1%	\$ 1,997,451	\$ 1,000	0.1%
LNR141	GA	Water & Land Development	B	\$ 218,044	\$ 45	0.0%	\$ 515,205	\$ 1,000	0.2%	\$ 515,205	\$ 1,000	0.2%
LNR141	GA	Water & Land Development	T	\$ -	\$ -	0.0%	\$ 199,479	\$ -	0.0%	\$ 199,479	\$ -	0.0%
LNR153	CB	Commercial Fisheries	A	\$ 401,650	\$ 44	0.0%	\$ 850,805	\$ 10,000	1.2%	\$ 850,805	\$ 10,000	1.2%
LNR153	CB	Commercial Fisheries	B	\$ 70,188	\$ -	0.0%	\$ 109,750	\$ -	0.0%	\$ 109,750	\$ -	0.0%
LNR153	CB	Commercial Fisheries	N	\$ 40,805	\$ -	0.0%	\$ 6,127	\$ -	0.0%	\$ 6,127	\$ -	0.0%
LNR153	CB	Commercial Fisheries	P	\$ -	\$ -	0.0%	\$ 186,836	\$ 5,000	2.7%	\$ 186,836	\$ 5,000	2.7%
LNR172	DA	Forestry Resource Mgt & Dev	A	\$ 1,487,870	\$ 15,049	1.0%	\$ 1,257,103	\$ 1,500	0.1%	\$ 1,257,103	\$ 1,500	0.1%
LNR172	DA	Forestry Resource Mgt & Dev	B	\$ -	\$ -	0.0%	\$ -	\$ -	0.0%	\$ -	\$ -	0.0%
LNR172	DA	Forestry Resource Mgt & Dev	P	\$ 74,609	\$ -	0.0%	\$ 106,983	\$ -	0.0%	\$ 106,983	\$ -	0.0%
LNR401	CA	Aquatic Resources	A	\$ 1,563,517	\$ 2,550	0.2%	\$ 1,591,730	\$ 15,000	0.9%	\$ 1,591,730	\$ 15,000	0.9%
LNR401	CA	Aquatic Resources	B	\$ -	\$ -	0.0%	\$ -	\$ -	0.0%	\$ -	\$ -	0.0%
LNR401	CA	Aquatic Resources	N	\$ 102,694	\$ 2,240	2.2%	\$ 470,531	\$ 2,000	0.4%	\$ 470,531	\$ 2,000	0.4%
LNR401	CA	Aquatic Resources	P	\$ 119,794	\$ 6	0.0%	\$ 339,850	\$ -	0.0%	\$ 339,850	\$ -	0.0%
LNR402	DA	Native Resources & Fire Protect	A	\$ 2,781,808	\$ 195,028	7.0%	\$ 3,613,222	\$ 377,000	10.4%	\$ 3,583,222	\$ 377,000	10.5%
LNR402	DA	Native Resources & Fire Protect	N	\$ 709,777	\$ 1,272	0.2%	\$ 1,222,697	\$ -	0.0%	\$ 1,222,697	\$ -	0.0%
LNR402	DA	Native Resources & Fire Protect	T	\$ 55,723	\$ -	0.0%	\$ 192,677	\$ -	0.0%	\$ 192,677	\$ -	0.0%
LNR402	DA	Native Resources & Fire Protect	P	\$ 193,259	\$ 7	0.0%	\$ 319,922	\$ -	0.0%	\$ 319,922	\$ -	0.0%
LNR402	DA	Native Resources & Fire Protect	U	\$ -	\$ -	0.0%	\$ 385,186	\$ -	0.0%	\$ 385,186	\$ -	0.0%
LNR404	GC	Water Resources	A	\$ 1,324,965	\$ -	0.0%	\$ 1,489,618	\$ -	0.0%	\$ 1,489,618	\$ -	0.0%
LNR404	GC	Water Resources	B	\$ 401,447	\$ -	0.0%	\$ 702,768	\$ 4,000	0.6%	\$ 702,768	\$ 4,000	0.6%

Department of Land and Natural Resources
Overtime Expenditure Summary

Table 13

Prog ID	Sub-Org	Program Title	MOF	FY21 (actual)			FY22 (estimated)			FY23 (budgeted)		
				Base Salary \$\$\$\$	Overtime \$\$\$\$	Overtime Percent	Base Salary \$\$\$\$	Overtime \$\$\$\$	Overtime Percent	Base Salary \$\$\$\$	Overtime \$\$\$\$	Overtime Percent
LNR405	HA	Conservation & Resources Enfor	A	\$ 6,781,326	\$ 491,101	7.2%	\$ 8,731,711	\$ 129,620	1.5%	\$ 8,731,711	\$ 129,620	1.5%
LNR405	HA	Conservation & Resources Enfor	B	\$ -	\$ 80,352	0.0%	\$ -	\$ 285,250	0.0%	\$ -	\$ 285,250	0.0%
LNR405	HA	Conservation & Resources Enfor	N	\$ 118,504	\$ 132	0.1%	\$ 313,982	\$ 10,000	3.2%	\$ 313,982	\$ 10,000	3.2%
LNR405	HB	Conservation & Resources Enfor	P	\$ -	\$ -	0.0%	\$ 109,855	\$ -	0.0%	\$ 109,855	\$ -	0.0%
LNR407	NA	Natural Area Reserves	A	\$ 3,541,545	\$ 7,804	0.2%	\$ 3,229,271	\$ 1,000	0.0%	\$ 3,229,271	\$ 1,000	0.0%
LNR407	NA	Natural Area Reserves	P	\$ 38,615	\$ -	0.0%	\$ 44,720	\$ -	0.0%	\$ 44,720	\$ -	0.0%
LNR801	CH	Ocean Based Recreation	A	\$ 246,534	\$ 2,735	1.1%	\$ 295,240	\$ -	0.0%	\$ 295,240	\$ -	0.0%
LNR801	CH	Ocean Based Recreation	B	\$ 4,644,510	\$ 40,742	0.9%	\$ 8,459,773	\$ 50,000	0.6%	\$ 8,459,773	\$ 50,000	0.6%
LNR801	CH	Ocean Based Recreation	N	\$ -	\$ -	0.0%	\$ 35,411	\$ -	0.0%	\$ 35,411	\$ -	0.0%
LNR802	HP	Historic Preservation	A	\$ 1,861,067	\$ -	0.0%	\$ 2,164,149	\$ 2,000	0.1%	\$ 2,164,149	\$ 2,000	0.1%
LNR802	HP	Historic Preservation	B	\$ -	\$ -	0.0%	\$ 8,402	\$ -	0.0%	\$ 8,402	\$ -	0.0%
LNR802	HP	Historic Preservation	N	\$ 311,329	\$ -	0.0%	\$ 548,401	\$ -	0.0%	\$ 548,401	\$ -	0.0%
LNR804	DA	Forest & Outdoor Recreation	A	\$ 1,976,627	\$ 7,162	0.4%	\$ 1,789,646	\$ 3,000	0.2%	\$ 1,789,646	\$ 3,000	0.2%
LNR804	DA	Forest & Outdoor Recreation	B	\$ 141,586	\$ 5,131	3.6%	\$ 296,854	\$ -	0.0%	\$ 296,854	\$ -	0.0%
LNR804	DA	Forest & Outdoor Recreation	N	\$ 694,228	\$ 14,866	2.1%	\$ 1,278,525	\$ 30,000	2.3%	\$ 1,278,525	\$ 30,000	2.3%
LNR804	DA	Forest & Outdoor Recreation	W	\$ 109,439	\$ 8,862	8.1%	\$ 223,435	\$ 2,000	0.9%	\$ 223,435	\$ 2,000	0.9%
LNR805	CB	Recreational Fisheries	A	\$ 1,004,177	\$ 160	0.0%	\$ 1,240,226	\$ 5,000	0.4%	\$ 1,240,226	\$ 5,000	0.4%
LNR805	CB	Recreational Fisheries	B	\$ 11,306	\$ -	0.0%	\$ 36,910	\$ -	0.0%	\$ 36,910	\$ -	0.0%
LNR805	CB	Recreational Fisheries	N	\$ 33,920	\$ 15,413	45.4%	\$ 237,133	\$ -	0.0%	\$ 237,133	\$ -	0.0%
LNR806	FA	State Parks Admin & Operation	A	\$ 5,527,901	\$ 15,898	0.3%	\$ 6,573,087	\$ 60,000	0.9%	\$ 6,573,087	\$ 60,000	0.9%
LNR806	FI	State Parks Admin & Operation	B	\$ 346,583	\$ 468	0.1%	\$ -	\$ -	0.0%	\$ -	\$ -	0.0%
LNR810	GD	Prevention of Natural Disasters	B	\$ 503,365	\$ -	0.0%	\$ 1,092,036	\$ 1,000	0.1%	\$ 1,092,036	\$ 1,000	0.1%
LNR810	GD	Prevention of Natural Disasters	P	\$ -	\$ -	0.0%	\$ -	\$ -	0.0%	\$ -	\$ -	0.0%

Department of Land and Natural Resources
Overtime Expenditure Summary

Table 13

Prog ID	Sub-Org	Program Title	MOF	FY21 (actual)			FY22 (estimated)			FY23 (budgeted)		
				<u>Base Salary</u> \$\$\$\$	<u>Overtime</u> \$\$\$\$	<u>Overtime</u> Percent	<u>Base Salary</u> \$\$\$\$	<u>Overtime</u> \$\$\$\$	<u>Overtime</u> Percent	<u>Base Salary</u> \$\$\$\$	<u>Overtime</u> \$\$\$\$	<u>Overtime</u> Percent
LNR906	AA	Natural Physical Environment	A	\$ 3,492,893	\$ 43,844	1.3%	\$ 4,023,459	\$ 20,000	0.5%	\$ 4,023,459	\$ 20,000	0.5%
LNR906	AA	Natural Physical Environment	B	\$ 1,138,141	\$ 6,552	0.6%	\$ 2,340,922	\$ 12,500	0.5%	\$ 2,340,922	\$ 12,500	0.5%
LNR906	AA	Natural Physical Environment	N	\$ -	\$ -	0.0%	\$ 312,183	\$ -	0.0%	\$ 312,183	\$ -	0.0%
LNR906	AA	Natural Physical Environment	T	\$ -	\$ -	0.0%	\$ -	\$ -	0.0%	\$ -	\$ -	0.0%

Department of Land and Natural Resources
Active Contracts as of December 1, 2021

Table 14

Prog ID	MOF	Amount	Frequency (M/A/O)	Max Value	Outstanding Balance	Term of Contract			Entity	Contract Description	Explanation of How Contract is Monitored	POS Y/N	Category E/L/P/C/G/S/*
						Date Executed	From	To					
LNR101	B	25,449.70	M	194,899.38	169,449.68	9/16/2004	4/23/2008	12/28/2020	ALLIANCE CONTRACTING, LLC	DEMOLITION, DEBRIS LOADING, HAULING & DISPOSAL AT TMK:3-4-15:27, PALOLO	ENGINEERING DIVISION PROCESSING CONTRACT CLOSE-OUT DOCUMENTS	Y	S
LNR101	R	687,353.00	M	792,232.00	104,879.00	7/16/2015	7/29/2015	12/31/2023	SEA ENGINEERING, INC.	KAANAPALI BEACH RESTORATION AND BERM ENHANCEMENT, KAAHAPALI, MAUI, HAWAII	ENGINEERING DIVISION MONITORING PROGRESS AND VERIFIES INVOICE FOR PAYMENT	Y	S
LNR101	C	237,081.00	M	278,700.00	41,619.00	12/2/2015	12/14/2015	12/31/2021	GANNETT FLEMING, INC.	ASSESSMENT OF UNREGULATED DAMS/RESERVOIRS, STATEWIDE & CRATER RESERVOIR	ENGINEERING DIVISION MONITORING PROGRESS AND VERIFIES INVOICE FOR PAYMENT	Y	S
LNR101	A	608,772.50	M	799,300.00	190,527.50	11/9/2016	11/21/2016	12/31/2023	SEA ENGINEERING, INC.	WAIKIKI BEACH RESTORATION - JOB NO E00X030C	ENGINEERING DIVISION MONITORING PROGRESS AND VERIFIES INVOICE FOR PAYMENT	Y	S
LNR101	B	279,867.03	M	680,000.00	400,132.97	5/30/2019	4/6/2016	6/30/2026	ASHFORD & WRISTON LLP	LEGAL SVCS & RESOURCES NECESSARY TO PROVIDE LEGAL PRESENTATION OF DLNR IN	LAND DIVISION MONITORING PROGRESS PERFORMED BY THE VENDOR.	Y	S
LNR101	B	45,653.67	O - Based on vendor completion of contract requirements and fixing of critical program errors.	141,267.88	95,614.21	5/22/2017	5/22/2017	12/31/2022	YARDI SYSTEMS, INC.	REPLACEMENT LAND MANAGEMENT INFORMATION SYSTEM	LAND DIVISION MONITORING PROGRESS PERFORMED BY THE VENDOR.	Y	S
LNR101	B	-	O one-time payment at closing	398,250.00	398,250.00	9/20/2017	9/20/2017	9/23/2022	WAIIPA FOUNDATION, THE	LEGACY LAND PROGRAM-LAND ACQUISITION OF 1.8 ACRES (+/-) IN HANAIEI, ISLE	CONTRACTOR WORKS WITH PROGRAM STAFF TO COMPLETE DUE DILIGENCE FOR REAL ESTATE TRANSACTION; BLNR REVIEWS ANNUALLY AFTER FIRST FIVE YEARS.	N	S
LNR101	B	281,582.35	M	430,000.00	148,417.65	9/17/2018	9/25/2018	12/31/2023	ERSKINE ARCHITECTS, INC.	HAWAII DISTRICT LAND OFFICE, HILO, HAWAII - JOB #E00BH30A	ENGINEERING DIVISION MONITORING PROGRESS AND VERIFIES INVOICE FOR PAYMENT	Y	S
LNR101	B	-	O one-time payment at closing	210,000.00	210,000.00	5/10/2018	5/10/2018	5/11/2022	HAWAIIAN ISLANDS LAND TRUST	LAND ACQUISITION OF A CONSERVATION EASEMENT OVER 6.12 ACRES, MORE OR	CONTRACTOR WORKS WITH PROGRAM STAFF TO COMPLETE DUE DILIGENCE FOR REAL ESTATE TRANSACTION; BLNR REVIEWS ANNUALLY AFTER FIRST FIVE YEARS.	N	S

Department of Land and Natural Resources
Active Contracts as of December 1, 2021

Table 14

Prog ID	MOF	Amount	Frequency (M/A/O)	Max Value	Outstanding Balance	Date Executed	From	To	Entity	Contract Description	Explanation of How Contract is Monitored	POS Y/N	Category E/L/P/C/G/S/*
LNR101	B	12,658.35	M	450,000.00	437,341.65	3/18/2020	5/4/2020	6/30/2024	MUNEKIYO & HIRAGA, INC.	PLANNING & CONSULTANT SVCS REGARDING PETITION F/DISTRICT BOUNDARY	LAND DIVISION MONITORING PROGRESS PERFORMED BY THE VENDOR.	Y	S
LNR101	B	-	O one-time payment at closing	50,000.00	50,000.00	4/20/2020	4/20/2020	4/20/2022	WAIPA FOUNDATION, THE	LEGACY LAND CONSERVATION PROGRAM GRANT AGREEMENT(LAND ACQUISITION)	CONTRACTOR WORKS WITH PROGRAM STAFF TO COMPLETE DUE DILIGENCE FOR REAL ESTATE TRANSACTION; BLNR REVIEWS ANNUALLY AFTER FIRST FIVE YEARS.	N	S
LNR101	B	212,943.72	M	290,121.00	77,177.28	6/9/2020	6/9/2020	12/31/2025	SEA ENGINEERING, INC.	WAIKIKI BEACH MAINTENANCE 2, OAHU,HI - JOB #E00X030E	ENGINEERING DIVISION MONITORING PROGRESS AND VERIFIES INVOICE FOR PAYMENT	Y	S
LNR101	T	504,081.62	-	542,258.19	38,176.57	10/30/2019	11/6/2019	1/4/2020	JS INT'L INC.	KUHIO BEACH STUB GROIN EROSION REMEDIATION, HONOLULU	ENGINEERING DIVISION PROCESSING CONTRACT CLOSE-OUT DOCUMENTS	Y	S
LNR101	B	663,021.00	O one-time payment at closing	681,700.00	18,679.00	6/1/2021	6/1/2021	6/1/2023	KE AO HALI'I	LEGACY LAND CONSERVATION PROGRAM GRANT AGREEMENTF/LAND ACQUISITION	CONTRACTOR WORKS WITH PROGRAM STAFF TO COMPLETE DUE DILIGENCE FOR REAL ESTATE TRANSACTION; BLNR REVIEWS ANNUALLY AFTER FIRST FIVE YEARS.	N	S
LNR101	C	16,808.10	M	1,000,000.00	983,191.90	7/19/2021	8/10/2021	6/30/2024	MUNEKIYO & HIRAGA, INC.	ENVIRONMENTAL IMPACT STMTF/DLNR EAST KAPOLEI-TRANSIT ORIENTED DEVELOPMENT	LAND DIVISION MONITORING PROGRESS PERFORMED BY THE VENDOR.	Y	S
LNR101	C	-	M	1,578,852.00	1,578,852.00	10/19/2021	11/3/2021	12/31/2026	GANNETT FLEMING, INC.	DAM RESERVIOR & IRRIGATION SYST ASSESSMENT & IMPROVEMENTS, KAUAI, MAUI, HI	ENGINEERING DIVISION MONITORING PROGRESS AND VERIFIES INVOICE FOR PAYMENT	Y	S
LNR101	B	-	M	96,672.00	96,672.00	9/21/2021	11/22/2021	5/20/2022	SEYMOUR RESOURCES HAWAII, INC.	EAST KAUAI WATER SUSTEM MAINTENANCE	LAND DIVISION MONITORING PROGRESS PERFORMED BY THE VENDOR.	Y	S
LNR111	B	53,295.00	A	441,263.79	387,968.79	6/22/2021	6/30/2021	6/30/2025	ALEXSOFT LLC	LAND RECORD MGMT SYST - RFP #2019-01-O	MONTHLY ZOOM MEETINGS AND FREQUENT EMAIL CHANGES.	N	G
LNR111	B	83,772.41	O-as work completed/inv oiced	721,367.68	637,595.27	6/1/2021	6/14/2021	6/30/2022	US IMAGING, INC.	IMAGE GROUPING, INSPECTION & ENHANCEMENT SVCS OF OFFICIAL RECORDS	FREQUENT EMAIL EXCHANGES.	Y	S
LNR141	C	251,763.24	M	388,112.00	136,348.76	11/14/2003	6/29/2005	6/30/2023	AKINAKA & ASSOCIATES, LTD.	KAPA'A HOMESTEADS WELL NO 3 DEVELOPMENT. KAUAI, HAWAII	ENGINEERING DIVISION MONITORING PROGRESS AND VERIFIES INVOICE FOR PAYMENT	Y	S
LNR141	C	231,515.00	M	500,000.00	268,485.00	8/27/2014	9/16/2014	12/31/2022	AKINAKA & ASSOCIATES, LTD.	STATE WATER ORIJECTS PLAN UPDATE JOB#J41CH17A	ENGINEERING DIVISION MONITORING PROGRESS AND VERIFIES INVOICE FOR PAYMENT	Y	S
LNR141	C	25,385.19	M	870,000.00	844,614.81	8/2/2016	10/6/2021	10/5/2022	HI-TECH ROCKFALL CONSTRUCTION,	KO RD MAKAI PART 2 ROCKFALL MITIGATION, HANAPPEPE, KAHAI	ENGINEERING DIVISION MONITORING PROGRESS AND VERIFIES INVOICE FOR PAYMENT	Y	S

Department of Land and Natural Resources
Active Contracts as of December 1, 2021

Table 14

Prog ID	MOF	Amount	Frequency (M/A/O)	Max Value	Outstanding Balance	Date Executed	From	To	Entity	Contract Description	Explanation of How Contract is Monitored	POS Y/N	Category E/L/P/C/G/S/*
LNR141	C	103,662.83	M	125,730.00	22,067.17	1/13/2017	1/27/2017	12/31/2023	TOWILL, R. M. CORPORATION	MANOA STREAM IMPROVEMENTS OF WOODLAWN DRIVE BRIDGE, MANOA, OAHU, HAWAII	ENGINEERING DIVISION MONITORING PROGRESS AND VERIFIES INVOICE FOR PAYMENT	Y	S
LNR141	C	1,008,737.21	M	1,208,100.00	199,362.79	9/17/2015	10/5/2015	12/31/2023	TOWILL, R. M. CORPORATION	ALA WAI CANAL DREDGING, OAHU JOB#G54CO51A RANKING LETTER	ENGINEERING DIVISION MONITORING PROGRESS AND VERIFIES INVOICE FOR PAYMENT	Y	S
LNR141	C	46,747.89	M	150,218.00	103,470.11	3/16/2018	4/10/2018	12/31/2023	HART CROWSER, INC.	KO RD ROCKFALL MITIGATION, HANAPEPE, KAUAI JOB#145CK46A-2	ENGINEERING DIVISION MONITORING PROGRESS AND VERIFIES INVOICE FOR PAYMENT	Y	S
LNR141	C	7,694,790.25	M	10,721,065.00	3,026,274.75	10/10/2018	10/1/2019	3/31/2022	HAWAII HARBORS CONSTRUCTORS JV	ALA WAI CANAL DREDGING & IMPROVEMENTS- HNL, OAHU, HI	ENGINEERING DIVISION MONITORING PROGRESS AND VERIFIES INVOICE FOR PAYMENT	Y	S
LNR141	C	178,740.53	M	624,531.86	445,791.33	10/31/2018	11/14/2018	12/31/2023	AECOM TECHNICAL SERVICES, INC.	ROCKFALL MONITORING ASSESSMENT & SUPPORTING SVCS STATEWIDE-JOB #J45CS41C	ENGINEERING DIVISION MONITORING PROGRESS AND VERIFIES INVOICE FOR PAYMENT	Y	S
LNR141	B	101,984.88	M	230,000.00	128,015.12	4/4/2019	4/15/2019	12/31/2024	GEOTHERMEX, INC.	TECHNICAL & ADVISORY SVCS RELATED TO GEOTHERMAL RESOURCES & RECOVERY	ENGINEERING DIVISION MONITORING PROGRESS AND VERIFIES INVOICE FOR PAYMENT	Y	S
LNR141	B	15,232.52	M	99,998.00	84,765.48	1/22/2021	2/23/2021	12/31/2025	BROWN AND CALDWELL	GEOTHERMAL TECHNICAL ASSISTANCE COORDINATION & ADVISORY SVCS	ENGINEERING DIVISION MONITORING PROGRESS AND VERIFIES INVOICE FOR PAYMENT	Y	S
LNR141	C	-	M	966,000.00	966,000.00	3/12/2020	Awtg NTP	TBD	HI-TECH ROCKFALL CONSTRUCTION,	KO RD MAKAI PART 3 ROCKFALL MITIGATION ELEELE, KAUAI, HAWAII	ENGINEERING DIVISION MONITORING PROGRESS AND VERIFIES INVOICE FOR PAYMENT	Y	S
LNR141	C	1,169,333.64	M	3,335,000.00	2,165,666.36	3/19/2020	2/1/2021	8/1/2022	ALPHA INC.	UPCOUNTRY MAUI EXPLORATORY WELL, MAKAWAO, MAUI, HAWAII	ENGINEERING DIVISION MONITORING PROGRESS AND VERIFIES INVOICE FOR PAYMENT	Y	S
LNR141	C	42,598.00	M	120,000.00	77,402.00	5/19/2020	8/10/2020	12/31/2025	TOWILL, R. M. CORPORATION	MANOA STREAM POST-CONSTRUCTION MONITORING AT WOODLAWN DR BRIDGE, MANOA	ENGINEERING DIVISION MONITORING PROGRESS AND VERIFIES INVOICE FOR PAYMENT	Y	S
LNR141	C	293,752.00	M	320,597.00	26,845.00	8/25/2010	11/29/2010	12/31/2016	JENNINGS PACIFIC LLC	POLIHALE STATE PARK, ROCKFALL & FLOOD MITIGATION, WAIMEA, KAUAI, HAWAII	ENGINEERING DIVISION PROCESSING CONTRACT CLOSE-OUT DOCUMENTS	Y	S
LNR141	C	202,215.65	M	249,826.52	47,610.87	10/16/2014	11/21/2016	12/31/2019	HI-TECH ROCKFALL CONSTRUCTION,	MENEHUNE RD ROCKFALL MITIGATION, KAUAI, HAWAII	ENGINEERING DIVISION PROCESSING CONTRACT CLOSE-OUT DOCUMENTS	Y	S
LNR141	C	163,971.13	M	174,560.14	10,589.01	4/27/2015	5/8/2015	12/31/2020	LYON ASSOCIATES, INC.	CONSTRUCTION MANAGEMENT & POST CONSTRUCTION SERVICES FOR THE KALUANUI	ENGINEERING DIVISION PROCESSING CONTRACT CLOSE-OUT DOCUMENTS	Y	S
LNR141	C	15,815.81	M	109,870.00	94,054.19	1/9/2018	9/10/2018	12/31/2019	PROMETHEUS CONSTRUCTION	WAILUA RIVER STATE PARK ROCKFALL MITIGATION WAILUA KAUAI HAWAII	ENGINEERING DIVISION PROCESSING CONTRACT CLOSE-OUT DOCUMENTS	Y	S
LNR141	C	90,127.81	M	147,966.00	57,838.19	5/6/2016	5/24/2016	12/31/2022	HART CROWSER, INC.	KO RD MAKAI PHASE 2 ROCKFALL MITIGATION, HANAPEPE, KAHAI	ENGINEERING DIVISION MONITORING PROGRESS AND VERIFIES INVOICE FOR PAYMENT	Y	S

Department of Land and Natural Resources
Active Contracts as of December 1, 2021

Table 14

Prog ID	MOF	Amount	Frequency (M/A/O)	Max Value	Outstanding Balance	Date Executed	From	To	Entity	Contract Description	Explanation of How Contract is Monitored	POS Y/N	Category E/L/P/C/G/S/*
LNR141	C	155,713.07	M	198,132.24	42,419.17	4/14/2020	4/29/2020	12/31/2025	TOWILL, R. M. CORPORATION	ALA WAI CANAL ALL IMPROVEMENTS	ENGINEERING DIVISION MONITORING PROGRESS AND VERIFIES INVOICE FOR PAYMENT	Y	S
LNR141	C	-	M	550,000.00	550,000.00	10/1/2020	Awaiting NTP (Notice to Proceed)	TBD (To Be Determined)	PROMETHEUS CONSTRUCTION	IAO VALLEY STATE MONUMENT FLOOD REPAIRS & IMPROVEMENTS, WAILUKU, MAUI, HI	ENGINEERING DIVISION MONITORING PROGRESS AND VERIFIES INVOICE FOR PAYMENT	Y	S
LNR141	C	28,494.63	M	180,000.00	151,505.37	6/15/2021	6/29/2021	12/31/2026	UNIVERSITY OF HAWAII	GEOTHERMAL LEGAL RESEARCH AND PLANNING SERVICES SUPPORT, STATEWIDE	ENGINEERING DIVISION MONITORING PROGRESS AND VERIFIES INVOICE FOR PAYMENT	Y	S
LNR141	C	14,068.22	M	205,495.00	191,426.78	8/18/2021	9/10/2021	12/31/2026	AECOM TECHNICAL SERVICES, INC.	AKAKA FALLS ROCKFALL MITIGATION - AKAKA FALLS STATE PARK, HILO, HI	ENGINEERING DIVISION MONITORING PROGRESS AND VERIFIES INVOICE FOR PAYMENT	Y	S
LNR141	C	-	M	548,206.00	548,206.00	9/16/2021	9/23/2021	12/31/2026	AECOM TECHNICAL SERVICES, INC.	DAM SAFETY PHASE I INSPECTIONS GROUP 3 STATEWIDE	ENGINEERING DIVISION MONITORING PROGRESS AND VERIFIES INVOICE FOR PAYMENT	Y	S
LNR141	C	-	M	459,723.62	459,723.62	9/16/2021	9/23/2021	12/31/2026	GANNETT FLEMING, INC.	DAM SAFETY PHASE 1 INSPECTIONS GROUP 1 STATEWIDE	ENGINEERING DIVISION MONITORING PROGRESS AND VERIFIES INVOICE FOR PAYMENT	Y	S
LNR141	A	56,320.00	M	512,000.00	455,680.00	9/28/2021	10/7/2021	12/31/2026	KLEINSCHMIDT ASSOCIATES	DAM SAFETY PHASE 1 INSPECTIONS GROUP 2 STATEWIDE	ENGINEERING DIVISION MONITORING PROGRESS AND VERIFIES INVOICE FOR PAYMENT	Y	S
LNR153	C	27,902.45	M	130,000.00	102,097.55	12/10/2019	12/30/2019	12/31/2024	GRAY, HONG, NOJIMA &	ANUENUE FISHERIES RESEARCH CENTER SEWERLINE, OAHU, HI	ENGINEERING DIVISION MONITORING PROGRESS AND VERIFIES INVOICE FOR PAYMENT	Y	S
LNR153	N	1,141,093.96	M	1,170,000.00	28,906.04	8/18/2011	7/1/2012	6/30/2018	UNIVERSITY OF HAWAII	COLLABORATIVE ADMINISTRATION OF THE HAWAII FISH AGGREGATING DEVICE	CLOSED CONTRACT	Y	S
LNR153	B	74,207.99	M	75,000.00	792.01	8/24/2011	7/1/2012	6/30/2018	RESEARCH CORPORATION OF THE	HAWAII MARINE RECREATIONAL FISHING SURVEY	CLOSED CONTRACT	Y	S
LNR153	C	150,000.00	O	900,000.00	750,000.00	7/1/2016	9/18/2017	3/12/2022	PACIFIC AMERICAN FOUNDATION	CONSTRUCTION OF THE FACILITY TO EXPAND THE PACIFIC AMERICAN FOUNDATION'S	PROGRAM MANAGER/CONTRACT SPECIALIST IN-CHARGE MONITORS PROGRESS OF PROJECT	N	S
LNR153	B	83,461.53	M	100,000.00	16,538.47	11/27/2018	7/1/2020	9/30/2021	RESEARCH CORPORATION OF THE	HI MARINE RECREATIONAL FISHING SURVEY-CONTRACT PERIOD 07/1/18-06/30/23	PROGRAM COORDINATOR/PROJECT IN-CHARGE/PROJECT MANAGER VERIFY THE PROGRESS/ACCOMPLISHMENT REPORT AND THE MONTHLY BILL/INVOICE.	Y	S
LNR153	C	-	M	440,000.00	440,000.00	3/3/2021	11/12/2021	5/11/2022	INTEGRATED CONSTRUCTION, INC.	ANUENUE FISHERIES RESEARCH CENTER SEWERLINE, HONOLULU, OAHU, HI	ENGINEERING DIVISION MONITORING PROGRESS AND VERIFIES INVOICE FOR PAYMENT	Y	S

Department of Land and Natural Resources
Active Contracts as of December 1, 2021

Table 14

Prog ID	MOF	Amount	Frequency (M/A/O)	Max Value	Outstanding Balance	Date Executed	From	To	Entity	Contract Description	Explanation of How Contract is Monitored	POS Y/N	Category E/L/P/C/G/S/*
LNR153	C	4,084.76	M	50,000.00	45,915.24	10/11/2021	10/22/2021	12/31/2026	RHA ENERGY PARTNERS LLC	ANUENUE FISHERIES RESEARCH CENTER PHOTOVOLTAIC SYSTEM, OAHU, HAWAII	ENGINEERING DIVISION MONITORING PROGRESS AND VERIFIES INVOICE FOR PAYMENT	Y	S
LNR172	B	13,350.00	O- Periodic Progress Billing	93,750.00	80,400.00	10/16/2019	5/4/2012	9/30/2025	HUI KU MAOLI OLA LLC	FOREST STEWARDSHIP AGREEMENT TO IMPLEMENT APPROVED FOREST STEWARDSHIP	PROGRAM MANAGERS MONITORING PROGRESS AND VERIFIES INVOICE FOR PAYMENT	N	S
LNR172	B	2,005.00	O- Periodic Progress Billing	2,225.00	220.00	3/12/2013	3/12/2013	CLOSED	INABA ENGINEERING INC.	SURVEYING & MARKING PORTIONS OF KAUU FOREST RESERVE BOUNDARY & ADJACENT	PROGRAM MANAGERS MONITORING PROGRESS AND VERIFIES INVOICE FOR PAYMENT	N	S
LNR172	B	-	O- Periodic Progress Billing	1,669.00	1,669.00	10/3/2013	4/8/2013	CLOSED	ROCK'N H FENCING LLC	INSTALL UNGULATE PROOF FENCING ON LEEWARD HALEAKALA, MAUI	PROGRAM MANAGERS MONITORING PROGRESS AND VERIFIES INVOICE FOR PAYMENT	N	S
LNR172	A	2,424.21	M	9,889.98	7,465.77	8/8/2019	4/1/2016	CLOSED	1955 MAIN STREET MGMT LLC	LEASE#75-23-0600 FOR 1955 MAIN ST STE 301,400 DLNR-FORESTRY & WILD LIFE-	PROGRAM MANAGERS MONITORING PROGRESS AND VERIFIES INVOICE FOR PAYMENT	N	S
LNR172	B	975.01	O- Periodic Progress Billing	11,259.00	10,283.99	10/26/2020	4/15/2014	6/30/1934	SAIVA SIDDHANTA CHURCH	MANAGEMENT OF THE SAIVA SIDDHANTA CHURCH FOREST STEWARDSHIP PROJECT AREA	PROGRAM MANAGERS MONITORING PROGRESS AND VERIFIES INVOICE FOR PAYMENT	N	S
LNR172	B	-	O- Periodic Progress Billing	51,571.00	51,571.00	2/24/2016	11/25/2015	6/30/1930	HIIPAKA, LLC	WAIMEA VALLEY FOREST STEWARDSHIP MANAGEMENT PLAN	PROGRAM MANAGERS MONITORING PROGRESS AND VERIFIES INVOICE FOR PAYMENT	N	S
LNR172	B	72,590.84		79,525.00	6,934.16	5/17/2017	6/2/2017	12/31/2023	OMIZU ARCHITECTURE INC.	EDUCATION SHELTER IN MOANALUA VALLEY EDUCATION FOREST, OAHU, HAWAII	ENGINEERING DIVISION MONITORING PROGRESS AND VERIFIES INVOICE FOR PAYMENT	Y	S
LNR172	B	12,198.43	O- Periodic Progress Billing	141,875.00	129,676.57	1/3/2020	3/21/2017	3/21/1932	HALEAKALA RANCH COMPANY	FOREST STEWARDSHIP MANAGEMENT PLAN NATIVE FOREST RESTORATION AT UKULELE	PROGRAM MANAGERS MONITORING PROGRESS AND VERIFIES INVOICE FOR PAYMENT	N	S
LNR172	B	68,798.96	O- Periodic Progress Billing	147,300.00	78,501.04	10/26/2020	9/18/2018	Multi year	NATURE CONSERVANCY, THE	KONA HEMA PRESERVE FOREST STEWARDSHIP - MULTI-YEAR	PROGRAM MANAGERS MONITORING PROGRESS AND VERIFIES INVOICE FOR PAYMENT	N	S
LNR172	B	3,871.01	O- Periodic Progress Billing	11,612.45	7,741.44	10/26/2020	3/7/2019	Multi year	SHLACHTER, MARC	FOREST STEWARDSHIP PROGRAM MULTI-YEAR CONTRACT	PROGRAM MANAGERS MONITORING PROGRESS AND VERIFIES INVOICE FOR PAYMENT	N	S
LNR172	B	16,169.94	O- Periodic Progress Billing	78,389.00	62,219.06	6/19/2020	9/18/2018	Multi year	HOKU NUI FARMS LLC	PROVIDE FINANCIAL ASSISTANCE TO ELIGIBLE LANDOWNERS WHO VOLUNTARILY	PROGRAM MANAGERS MONITORING PROGRESS AND VERIFIES INVOICE FOR PAYMENT	N	S
LNR172	B	8,122.62	O- Periodic Progress Billing	35,709.00	27,586.38	6/19/2020	7/30/2018	Multi year	TRIPARVATA, LLC	MULTI-YEAR CONTRACT TO PROV FINANCIAL ASSISTANCE TO ELIGIBLE LANDOWNERS	PROGRAM MANAGERS MONITORING PROGRESS AND VERIFIES INVOICE FOR PAYMENT	N	S
LNR172	B	-	O- Periodic Progress Billing	52,688.00	52,688.00	10/26/2020	3/12/2019	Multi year	LOUI, STEPHANIE	MULTI- YEAR CONTRACT TO IMPLEMENT THE FOREST STEWARDSHIP MANAGEMENT PLAN	PROGRAM MANAGERS MONITORING PROGRESS AND VERIFIES INVOICE FOR PAYMENT	N	S

Department of Land and Natural Resources
Active Contracts as of December 1, 2021

Table 14

Prog ID	MOF	Amount	Frequency (M/A/O)	Max Value	Outstanding Balance	Date Executed	From	To	Entity	Contract Description	Explanation of How Contract is Monitored	POS Y/N	Category E/L/P/C/G/S/*
LNR172	B	7,646.06	O- Periodic Progress Billing	20,576.00	12,929.94	6/19/2020	5/24/2019	Multi year	MDHE LLC	MULTI-YEAR CONTRACT TO IMPLEMENT FOREST STEWARDSHIP MGMT PLAN	PROGRAM MANAGERS MONITORING PROGRESS AND VERIFIES INVOICE FOR PAYMENT	N	S
LNR172	B	1,925.00	O- Periodic Progress Billing	11,450.00	9,525.00	10/26/2020	9/13/2019	6/30/1930	MASTERS UNLIMITED LLC	FOREST STEWARDSHIP AGRMT -	PROGRAM MANAGERS MONITORING PROGRESS AND VERIFIES INVOICE FOR PAYMENT	N	S
LNR172	A,B,P	-	O- Periodic Progress Billing	164,684.92	164,684.92	2/3/2020	10/1/2019	1/1/2022	KUPU	MANAGE & COORDINATE THE YOUTH CONSERVATION CORPS - RFP YCC19 -	PROGRAM MANAGERS MONITORING PROGRESS AND VERIFIES INVOICE FOR PAYMENT	N	S
LNR172	B	1,606.00	O- Periodic Progress Billing	86,977.00	85,371.00	4/20/2020	3/3/2020	6/30/2021	PANILO TONEWOODS, LLC	MANAGEMENT OF KAPOAULAI KOA FOREST STEWARDSHIP PROJECT AREA -	PROGRAM MANAGERS MONITORING PROGRESS AND VERIFIES INVOICE FOR PAYMENT	N	S
LNR172	C	-	M	597,500.00	597,500.00	6/3/2021	6/21/2021	12/31/2026	SEGAWA, WESLEY R. AND	HONUJUALA FOREST RESERVE ACCESS IMPROVEMENTS, ISLAND OF HAWAII, HAWAII	ENGINEERING DIVISION MONITORING PROGRESS AND VERIFIES INVOICE FOR PAYMENT	Y	S
LNR172	C	-	M	30,000.00	30,000.00	10/20/2021	11/4/2021	12/31/2026	INABA ENGINEERING INC.	PUU WAAWAA FOREST RESERVE HAZARDOUS MATERIAL REMOVAL, NORTH KONA, HAWAII	ENGINEERING DIVISION MONITORING PROGRESS AND VERIFIES INVOICE FOR PAYMENT	Y	S
LNR401	T	149,408.84	M	270,000.00	120,591.16	10/5/2009	7/1/2016	6/30/2018	RESEARCH CORPORATION OF THE	MAUI/OAHU MARINE RESOURCES ASSESSMENT.	CLOSED CONTRACT	Y	S
LNR401	P	236,583.21	M	285,000.00	48,416.79	8/24/2011	7/1/2017	6/30/2018	RESEARCH CORPORATION OF THE	HAWAII MARINE RECREATIONAL FISHING SURVEY	CLOSED CONTRACT	Y	S
LNR401	N	1,661,425.29	M	1,981,900.00	320,474.71	8/24/201	7/1/2015	6/30/2018	RESEARCH CORPORATION OF THE	INVESTIGATION OF ESTUARINE HABITATS	CLOSED CONTRACT	Y	S
LNR401	T	240,073.30	O	250,000.00	9,926.70	9/24/2013	7/1/2013	CLOSED	AECOS, INC.	FOR SERVICES RENDERED IN CONNECTION WITH THE MOLASSES SPILL IN HONOLULU	PROGRAM COORDINATOR/PROJECT IN-CHARGE/PROJECT MANAGER VERIFY THE PROGRESS/ACCOMPLISHMENT REPORT AND THE MONTHLY BILL/INVOICE.	Y	S
LNR805	N	1,293,186.11	M	2,530,466.06	1,237,279.95	8/31/2018	7/1/2018	9/30/2021	RESEARCH CORPORATION OF THE	INVESTIGATION OF ESTUARINE HABITATS - PROJ #6845	PROGRAM COORDINATOR/PROJECT IN-CHARGE/PROJECT MANAGER VERIFY THE PROGRESS/ACCOMPLISHMENT REPORT AND THE MONTHLY BILL/INVOICE.	Y	S

Department of Land and Natural Resources
Active Contracts as of December 1, 2021

Table 14

Prog ID	MOF	Amount	Frequency (M/A/O)	Max Value	Outstanding Balance	Date Executed	From	To	Entity	Contract Description	Explanation of How Contract is Monitored	POS Y/N	Category E/L/P/C/G/S/*
LNR401	P	234,914.67	M	280,000.00	45,085.33	11/27/2018	10/1/2019	9/30/2020	RESEARCH CORPORATION OF THE	HI MARINE RECREATIONAL FISING SURVEY-CONTRACT PERIOD 07/1/18-06/30/23	PROGRAM COORDINATOR/PROJECT IN-CHARGE/PROJECT MANAGER VERIFY THE PROGRESS/ACCOMPLISHMENT REPORT AND THE MONTHLY BILL/INVOICE.	Y	S
LNR401	P	-	O	323,770.00	323,770.00	6/8/2020	10/1/2019	9/30/2020	CASCADIA RESEARCH COLLECTIVE	COOPERATIVE CONSERVATION & LONG-TERM MGMT OF FALSE KILLER WHALES & OTHER	PROGRAM COORDINATOR/PROJECT IN-CHARGE/PROJECT MANAGER VERIFY THE PROGRESS/ACCOMPLISHMENT REPORT AND THE MONTHLY BILL/INVOICE.	Y	S
LNR401	A	76,450.00	M	132,000.00	55,550.00	6/22/2021	11/5/2020	11/4/2023	PBR HAWAII & ASSOCIATES, INC.	COMMUNITY BASED LONG TERM MASTER PLAN FOR HE'EIA STATE PARK-CONTRACT			
LNR401	T	64,752.76	M	100,000.00	35,247.24	8/18/2011	7/1/2016	6/30/2018	UNIVERSITY OF HAWAII	COLLABORATIVE ADMINISTRATION OF THE HAWAII FISH AGGREGATING DEVICE	CLOSED CONTRACT	Y	S
LNR401	T	324.62	M	122,000.00	121,675.38	8/31/2018	10/1/2018	9/30/2021	RESEARCH CORPORATION OF THE	STATEWIDE MARINE RESOURCE ASSESSMENT - PROJ #6847	PROGRAM COORDINATOR/PROJECT IN-CHARGE/PROJECT MANAGER VERIFY THE PROGRESS/ACCOMPLISHMENT REPORT AND THE MONTHLY BILL/INVOICE.	Y	S
LNR402	N	16,567.95	O- Periodic Progress Billing	20,000.00	3,432.05	12/28/2012	11/26/2012	CLOSED	TRI-ISLE RESOURCE CONSERVATION	LEEWARD HALEAKALA WATERSHED WP 13- IMPLEMENTATION OF WATERSHED	PROGRAM MANAGERS MONITORING PROGRESS AND VERIFIES INVOICE FOR PAYMENT	N	
LNR402	N	466,169.00	O- Periodic Progress Billing	470,300.00	4,131.00	10/3/2013	4/8/2013	7/31/2013	ROCK'N H FENCING LLC	INSTALL UNGULATE PROOF FENCING ON LEEWARD HALEAKALA, MAUI	PROGRAM MANAGERS MONITORING PROGRESS AND VERIFIES INVOICE FOR PAYMENT	N	
LNR402	C	83,980.96	M	92,180.34	8,199.38	8/26/2014	10/6/2014	6/30/2023	MUNEKIYO & HIRAGA, INC.	DOFAW MAUI BASEYARD ALTERNATIVE SITE AT PUIEHUNUI MAUI, HAWAII	ENGINEERING DIVISION MONITORING PROGRESS AND VERIFIES INVOICE FOR PAYMENT	Y	S
LNR402	C	86,730.00	M	105,000.00	18,270.00	5/30/2014	6/19/2014	12/31/2022	MASON ARCHITECTS, INC.	DOFAW KAWAINUI MARSH BASEYARD IMPROVEMENTS, JOB NO. J00CO68A.	ENGINEERING DIVISION PROCESSING CONTRACT CLOSE-OUT DOCUMENTS	Y	S
LNR402	C	240,983.85	M	324,659.66	83,675.81	8/26/2014	10/6/2014	6/30/2023	MUNEKIYO & HIRAGA, INC.	DOFAW MAUI BASEYARD ALTERNATIVE SITE AT PUIEHUNUI MAUI, HAWAII	ENGINEERING DIVISION MONITORING PROGRESS AND VERIFIES INVOICE FOR PAYMENT	Y	S
LNR402	C	340,047.01	M	456,752.00	116,704.99	10/10/2014	10/30/2014	12/31/2022	BOWERS + KUBOTA CONSULTING INC	DOFAW MAUI BASEYARD RENOVATION MAUI OPT TO EXTEND 2-24 MOS.	ENGINEERING DIVISION MONITORING PROGRESS AND VERIFIES INVOICE FOR PAYMENT	Y	S

Department of Land and Natural Resources
Active Contracts as of December 1, 2021

Table 14

Prog ID	MOF	Amount	Frequency (M/A/O)	Max Value	Outstanding Balance	Date Executed	From	To	Entity	Contract Description	Explanation of How Contract is Monitored	POS Y/N	Category E/L/P/C/G/S/*
LNR402	C	14,476.83	M	24,537.00	10,060.17	4/15/2015	4/28/2015	12/31/2023	INABA ENGINEERING INC.	PUU WAAWAA WATER SYSTEM IMPR. N KONA JOB#500CH15A	ENGINEERING DIVISION MONITORING PROGRESS AND VERIFIES INVOICE FOR PAYMENT	Y	S
LNR402	C	673,482.00	M	932,027.00	258,545.00	7/27/2017	8/11/2017	12/31/2022	HELBER, HASTERT & FEE,	KAWAINUI MARSH RESTORATION OF ENDANGERED HABITATS & WETLANDS, OAHU, HI	ENGINEERING DIVISION MONITORING PROGRESS AND VERIFIES INVOICE FOR PAYMENT	Y	S
LNR402	A	272,446.39	O- Periodic Progress Billing	323,000.00	50,553.61	6/19/2019	1/31/2018	6/30/2022	NATURE CONSERVANCY, THE	KAUAI WATERSHED ALLIANCE IMPLEMENTATION OF WATERSHED PROTECTION PLAN	PROGRAM MANAGERS MONITORING PROGRESS AND VERIFIES INVOICE FOR PAYMENT	N	
LNR402	A	150,000.00	O- Periodic Progress Billing	200,000.00	50,000.00	6/18/2018	7/1/2017	6/30/2020	KUPU	GRANT IN AID HAWAII YOUTH CONSERVATION CAMP	PROGRAM MANAGERS MONITORING PROGRESS AND VERIFIES INVOICE FOR PAYMENT	N	
LNR402	C	113,448.81	M	135,000.00	21,551.19	8/10/2018	8/18/2020	11/30/2021	SITE ENGINEERING, INC.	MANAGEMENT & RESEARCH STATION ACCESS IMPROVEMENTS, KAILUA, OAHU, HAWAII	ENGINEERING DIVISION PROCESSING CONTRACT CLOSE-OUT DOCUMENTS	Y	S
LNR402	P	743,984.00	O- Periodic Progress Billing	929,982.00	185,998.00	1/4/2019	11/23/2018	1/1/2023	MALAMA HULEIA	ALEKOKO COASTAL WETLAND RESTORATION:TO RESTORE THE NATIVE ECOSYSTEM	PROGRAM MANAGERS MONITORING PROGRESS AND VERIFIES INVOICE FOR PAYMENT	N	
LNR402	C	326,378.06	M	728,000.00	401,621.94	3/19/2019	4/4/2019	12/31/2024	HARVEY, H. T. & ASSOCIATES	KAWAINUI MARSH ENVIRONMENTAL RESTORATION PROJ, OAHU, HI- JOB #D00CO44D	ENGINEERING DIVISION MONITORING PROGRESS AND VERIFIES INVOICE FOR PAYMENT	Y	S
LNR402	C	153,170.00	M	250,000.00	96,830.00	3/28/2019	4/5/2019	12/31/2024	BOW ENGINEERING & DEVELOPMENT,	KAWAINUI MARSH LEVEE FLOOD HAZARD ENVIRONMENTAL ABATEMENT,OAHU,HI	ENGINEERING DIVISION MONITORING PROGRESS AND VERIFIES INVOICE FOR PAYMENT	Y	S
LNR402	C	283,798.96	M	750,000.00	466,201.04	5/8/2019	5/29/2019	12/31/2024	BOWERS + KUBOTA CONSULTING INC	DOFAW MAUI BASEYARD RENOVATION PHASE 2, KAHULUI,MAUI,HI	ENGINEERING DIVISION MONITORING PROGRESS AND VERIFIES INVOICE FOR PAYMENT	Y	S
LNR402	C	39,999.98	O- Periodic Progress Billing	150,000.00	110,000.02	1/7/2020	1/7/2020	1/6/2022	CHILD, JOHN & COMPANY, INC.	APPRAISAL & CONSULTATION SVCS CONCERNING PROPERTIES LOCATED IN	PROGRAM MANAGERS MONITORING PROGRESS AND VERIFIES INVOICE FOR PAYMENT	N	S
LNR402	A	-	O- Periodic Progress Billing	34,000.00	34,000.00	2/3/2020	10/1/2019	1/1/2022	KUPU	MANAGE & COORDINATE THE YOUTH CONSERVATION CORPS - RFP YCC19 -	PROGRAM MANAGERS MONITORING PROGRESS AND VERIFIES INVOICE FOR PAYMENT	N	
LNR402	A	60,000.00	O- Periodic Progress Billing	175,000.00	115,000.00	1/30/2020	1/31/2020	6/30/2021	HAWAII WILDFIRE MANAGEMENT	GRANT-IN-AID - HAWAII WILDFIRE MGMT ORGANIZATION	PROGRAM MANAGERS MONITORING PROGRESS AND VERIFIES INVOICE FOR PAYMENT	N	
LNR402	A	11,727.06	O- Periodic Progress Billing	73,822.00	62,094.94	4/29/2020	2/3/2020	6/30/2022	NATURE CONSERVANCY, THE	IMPLEMENTATION OF WATERSHED PARTNERSHIP MGMT PLANS - #WP20-21	PROGRAM MANAGERS MONITORING PROGRESS AND VERIFIES INVOICE FOR PAYMENT	N	
LNR402	A	28,038.89	O- Periodic Progress Billing	246,940.00	218,901.11	5/6/2020	2/24/2020	6/30/2022	NATURE CONSERVANCY, THE	IMPLEMENTATION OF WATERSHED PARTNERSHIP MGMT PLANS - #WP20-21	PROGRAM MANAGERS MONITORING PROGRESS AND VERIFIES INVOICE FOR PAYMENT	N	
LNR402	A	22,835.43	O- Periodic Progress Billing	174,686.00	151,850.57	5/8/2020	2/24/2020	6/30/2022	KOHALA CENTER INC., THE	IMPLEMENTATION OF WATERSHED PARTNERSHIP MGMT PLANS - KOHALA	PROGRAM MANAGERS MONITORING PROGRESS AND VERIFIES INVOICE FOR PAYMENT	N	

Department of Land and Natural Resources
Active Contracts as of December 1, 2021

Table 14

Prog ID	MOF	Amount	Frequency (M/A/O)	Max Value	Outstanding Balance	Date Executed	From	To	Entity	Contract Description	Explanation of How Contract is Monitored	POS Y/N	Category E/L/P/C/G/S/*
LNR402	C	33,188.58	M	39,686.00	6,497.42	1/15/2021	2/3/2021	12/31/2026	HELBER, HASTERT & FEE,	KAWAINUI-HAMAKUA MARSH MASTER PLAN - OAHU & HAWAII - JOB #D00CO67B	ENGINEERING DIVISION MONITORING PROGRESS AND VERIFIES INVOICE FOR PAYMENT	Y	S
LNR402	C	-	M	825,000.00	825,000.00	1/22/2021	11/19/2021	5/17/2022	HENRY'S EQUIPMENT RENTAL &	KAWAINUI MARSH RESTORATION OF HABITAT AT MOKULANA,KAILUA,OAHU,HI	ENGINEERING DIVISION MONITORING PROGRESS AND VERIFIES INVOICE FOR PAYMENT	Y	S
LNR402	C	-	M	500,000.00	500,000.00	2/24/2021	11/28/2021	5/27/2022	KAIKOR CONSTRUCTION COMPANY,	KAHANAIKI ACCESS RD IMPROVEMENTS, KAILUA,OAHU,HI	ENGINEERING DIVISION MONITORING PROGRESS AND VERIFIES INVOICE FOR PAYMENT	Y	S
LNR402	C	-	M	215,500.00	215,500.00	3/4/2021	11/27/2021	5/26/2022	KAIKOR CONSTRUCTION COMPANY,	LEVVE ACCESS IMPROVEMENTS & ENVIRONMENTAL RESTORATION AT WAIALUA,KAILU,	ENGINEERING DIVISION MONITORING PROGRESS AND VERIFIES INVOICE FOR PAYMENT	Y	S
LNR402	C	56,317.90	M	440,000.00	383,682.10	8/3/2021	8/12/2021	12/31/2026	MASON ARCHITECTS, INC.	OAHU DOFAW BASEYARD IMPROVEMENTS - OAHU,HI - JOB #D00CO68F	ENGINEERING DIVISION MONITORING PROGRESS AND VERIFIES INVOICE FOR PAYMENT	Y	S
LNR402	P	-	O- Periodic Progress Billing	500,000.00	500,000.00	10/19/2021	7/29/2021	6/30/2022	ZOOLOGICAL SOCIETY OF	PROV SVCS TO OPS MAUI BIRD CONSERVATION CTR(MBCC)CONSERVATION,BREEDING	PROGRAM MANAGERS MONITORING PROGRESS AND VERIFIES INVOICE FOR PAYMENT	N	
LNR404	C	137,920.04	M	171,100.00	33,179.96	11/28/2014	11/6/2014	12/31/2022	AKINAKA & ASSOCIATES, LTD.	DEEP MONITOR WELLS - WEST HAWAII, JOB NO G75CH18B	ENGINEERING DIVISION MONITORING PROGRESS AND VERIFIES INVOICE FOR PAYMENT	Y	S
LNR404	A	1,293,586.00	O (quarterly)	1,500,000.00	206,414.00	1/18/2017	1/1/2017	4/1/2023	U.S. GEOLOGICAL SURVEY	JOINT FUNDING AGREEMENT W/US GEOLOGICAL SURVEY FOR A COOPERATIVE STUDY T	Quarterly or more frequent meetings or teleconferences; invoices compared with scope of work, payment & compensation schedule	N	S
LNR404	C	557,461.12	M	828,905.00	271,443.88	1/26/2018	1/23/2018	12/31/2024	WAIMEA WATER SERVICES, LLC	KOHALA WATER STUDY - KAMULEA, HAWAII - JOB NO G25CH17A	ENGINEERING DIVISION MONITORING PROGRESS AND VERIFIES INVOICE FOR PAYMENT	Y	S
LNR404	C	1,057,075.19	M	1,500,000.00	442,924.81	8/10/2018	9/9/2019	12/31/2021	WATER RESOURCES	KALOKO DEEP MONITOR WELL, KAILUA-KONA, HAWAII - JOB #G75CH18C	ENGINEERING DIVISION MONITORING PROGRESS AND VERIFIES INVOICE FOR PAYMENT	Y	S
LNR404	A	221,250.00	O (quarterly)	233,000.00	11,750.00	6/27/2019	8/1/2019	11/30/2021	U.S. GEOLOGICAL SURVEY	JOINT FUNDING AGREEMENT TO ESTIMATE GROUND WATER RECHARGE FOR FUTURE	QUARTERLY OR MORE FREQUENT MEETINGS OR TELECONFERENCES; INVOICES COMPARED WITH SCOPE OF WORK, PAYMENT &	N	S
LNR404	B	120,000.00	O (quarterly)	134,000.00	14,000.00	11/26/2019	12/1/2019	1/31/2022	US GEOLOGICAL SURVEY	JOINT FUNDING AGREEMENT W/THE US GEOLOGICAL SURVEY TO ESTIMATE GROUND	QUARTERLY OR MORE FREQUENT MEETINGS OR TELECONFERENCES; INVOICES COMPARED WITH SCOPE OF WORK, PAYMENT &	N	S

Department of Land and Natural Resources
Active Contracts as of December 1, 2021

Table 14

Prog ID	MOF	Amount	Frequency (M/A/O)	Max Value	Outstanding Balance	Date Executed	From	To	Entity	Contract Description	Explanation of How Contract is Monitored	POS Y/N	Category E/L/P/C/G/S/*
LNR404	A	13,900.00	O (quarterly)	99,622.00	85,722.00	1/24/2021	5/1/2021	11/30/2022	U.S. GEOLOGICAL SURVEY	JOINT FUNDING AGRMT TO CONDUCT SEEPAGE RUN ANALYSES IN THE SOH.	QUARTERLY OR MORE FREQUENT MEETINGS OR TELECONFERENCES; INVOICES COMPARED WITH SCOPE OF WORK, PAYMENT &	N	S
LNR404	C	33,610.16	M	600,000.00	566,389.84	4/2/2021	4/15/2021	12/31/2026	AKINAKA & ASSOCIATES, LTD.	KOHALA WATER STUDY - KOHALA, ISLAND OF HAWAII - JOB #G25CH17A	ENGINEERING DIVISION MONITORING PROGRESS AND VERIFIES INVOICE FOR PAYMENT	Y	S
LNR404	C	73,768.73	M	200,000.00	126,231.27	6/2/2021	6/24/2021	12/31/2026	AKINAKA & ASSOCIATES, LTD.	DEEP MONITOR WELL, WEST HAWAII, HAWAII JOB NO. G75CH18E	ENGINEERING DIVISION MONITORING PROGRESS AND VERIFIES INVOICE FOR PAYMENT	Y	S
LNR404	A	-	O (quarterly)	146,400.00	146,400.00	5/26/2021	6/1/2021	9/30/2022	U.S. GEOLOGICAL SURVEY	JOINT FUNDING AGRMT F/THE CONTINUATION OF LOW-FLOW MONITORING STATIONS	QUARTERLY OR MORE FREQUENT MEETINGS OR TELECONFERENCES; INVOICES COMPARED WITH SCOPE OF WORK, PAYMENT & COMPENSATION SCHEDULE	N	S
LNR404	A	-	O (quarterly)	220,000.00	220,000.00	5/27/2021	6/1/2021	9/30/2024	U.S. GEOLOGICAL SURVEY	JOINT FUNDING AGRMT TO CONDUCT AN ANALYSIS OF THE EFFECTS OF GROUNDWATER	QUARTERLY OR MORE FREQUENT MEETINGS OR TELECONFERENCES; INVOICES COMPARED WITH SCOPE OF WORK, PAYMENT & COMPENSATION SCHEDULE	N	S
LNR404	A	-	O (quarterly)	99,999.00	99,999.00	8/5/2021	9/30/2021	9/30/2023	UNIVERSITY OF HAWAII	HAWAII MESONET NETWORK OF TELEMETERED CLIMATE STATIONS	QUARTERLY OR MORE FREQUENT MEETINGS OR TELECONFERENCES; INVOICES COMPARED WITH SCOPE OF WORK, PAYMENT & COMPENSATION SCHEDULE	N	S
LNR405	N	100,624.45	M	570,800.00	470,175.55	7/31/2019	8/20/2019	12/31/2024	PBR HAWAII & ASSOCIATES, INC.	KAUAI SHOOTING RANGE JOB#A00XK36A OPT TO EXTE 2-24MOS	ENGINEERING DIVISION MONITORING PROGRESS AND VERIFIES INVOICE FOR PAYMENT	Y	S
LNR405	N	12,813.86	M	76,883.16	64,069.30	1/28/2020	4/1/2020	3/31/2025	WAIU WAREHOUSE PARTNERS, THE	OFC LEASE TO RELOCATE DLNR HUNTER EDUCATION PRGM - LEASE #72-23-0644	MONTHLY INVOICES ARE APPROVED IN ACCORDANCE WITH CONTRACT TERMS.	N	L
LNR405	C	19,486.40	M	255,380.00	235,893.60	5/19/2020	6/17/2020	12/31/2025	TOWILL, R. M. CORPORATION	KAUAI SHOOTING RANGE, KAUAI, HI - JOB #A00XK36A	ENGINEERING DIVISION MONITORING PROGRESS AND VERIFIES INVOICE FOR PAYMENT	Y	S
LNR407	A	556,439.96	O- Periodic Progress Billing	556,441.00	1.04	2/17/2017	7/1/2011	Multi year	MAUI LAND & PINEAPPLE COMPANY,	FY2012 ENCUMBRANCE MULTI-TERM CONSERVATION MGMT PLAN OF PUU KUKUI	PROGRAM MANAGERS MONITORING PROGRESS AND VERIFIES INVOICE FOR PAYMENT	N	S
LNR407	A	-	O- Periodic Progress Billing	89,129.00	89,129.00	10/15/2019	7/1/2014	6/30/2020	NATURE CONSERVANCY, THE	FY2015 ENCUMBRANCE FOR THE NATURAL AREA PARTNERSHIP AT WAIKAMOI PRESERVE	PROGRAM MANAGERS MONITORING PROGRESS AND VERIFIES INVOICE FOR PAYMENT	N	S

Department of Land and Natural Resources
Active Contracts as of December 1, 2021

Table 14

Prog ID	MOF	Amount	Frequency (M/A/O)	Max Value	Outstanding Balance	Date Executed	From	To	Entity	Contract Description	Explanation of How Contract is Monitored	POS Y/N	Category E/L/P/C/G/S/*
LNR407	C	520,787.04	M	598,842.04	78,055.00	11/13/2014	11/26/2014	12/31/2022	BROWN AND CALDWELL	ADA IMPROVEMENTS AT DLNR FACILITIES, STATEWIDE, JOB NO J00CS68A	ENGINEERING DIVISION MONITORING PROGRESS AND VERIFIES INVOICE FOR PAYMENT	Y	S
LNR407	C	79,208.25	M	152,875.00	73,666.75	7/24/2017	7/24/2017	6/30/2020	MUNEKIYO & HIRAGA, INC.	PROVIDE CONSULTING SVCS, INCLUDING ENVIRONMENTAL IMPACT STMT, FOR MASTER	LAND DIVISION MONITORS PROGRESS AND VERIFIES INVOICE FOR PAYMENT	Y	S
LNR407	C	84,633.40	M	1,699,080.00	1,614,446.60	12/24/2015	1/8/2016	12/31/2024	INK ARCH, LLC.	WEST KAUAI FIELD OPERATIONS FACILITY , KAUAI JOB#J43CK30A	ENGINEERING DIVISION MONITORING PROGRESS AND VERIFIES INVOICE FOR PAYMENT	Y	S
LNR407	A	8,448.61	O- Periodic Progress Billing	8,449.00	0.39	10/16/2019	7/1/2015	6/30/2021	NATURE CONSERVANCY, THE	FY16 ENCUMBRANCE FOR THE NATURAL AREA PARTNERSHIP AT KAPUNAKEA PRESERVE	PROGRAM MANAGERS MONITORING PROGRESS AND VERIFIES INVOICE FOR PAYMENT	N	S
LNR407	P	201,144.79	M	232,260.00	31,115.21	6/1/2016	6/14/2016	12/31/2020	KAMMAN HYDROLOGY &	MANA PLAIN WETLAND RESTORATION PROJECT, WAIMEA, KAUAI	ENGINEERING DIVISION PROCESSING CONTRACT CLOSE-OUT DOCUMENTS	Y	S
LNR407	C	128,278.68	M	135,600.00	7,321.32	8/2/2016	2/6/2017	12/31/2019	SITE ENGINEERING, INC.	LAVA TREE STATE MONUMENT TRAIL IMPR. PAHOA HI COUNTY	ENGINEERING DIVISION PROCESSING CONTRACT CLOSE-OUT DOCUMENTS	Y	S
LNR407	C	597,100.85	M	600,000.00	2,899.15	8/2/2016	10/23/2017	12/30/2021	SITE ENGINEERING, INC.	HAPUNA BEACH STATE RECREATION AREA PARK IMPR. & REPAIRS, PHASE 3 KOHALA	ENGINEERING DIVISION MONITORING PROGRESS AND VERIFIES INVOICE FOR PAYMENT	Y	S
LNR407	A	1,527.78	O- Periodic Progress Billing	30,167.00	28,639.22	3/17/2020	7/1/2016	6/30/2022	NATURE CONSERVANCY, THE	FY 17 ENCUMBRANCE FOR THE CONSERVATION MANAGEMENT OF KANEPU'U PRESERVE	PROGRAM MANAGERS MONITORING PROGRESS AND VERIFIES INVOICE FOR PAYMENT	N	S
LNR407	A	74,133.00	O- Periodic Progress Billing	125,784.00	51,651.00	11/1/2017	7/1/2017	Multi year	MAUI LAND & PINEAPPLE COMPANY,	ENCUMBRANCE F/CONSERVATION MANAGEMENT PLAN OF PUU KUKUI PRESERVE, MAUI	PROGRAM MANAGERS MONITORING PROGRESS AND VERIFIES INVOICE FOR PAYMENT	N	S
LNR407	A	-	O- Periodic Progress Billing	119,742.00	119,742.00	9/18/2020	5/8/2018	6/30/2023	NATURE CONSERVANCY, THE	NATURAL AREA PARTNERSHIP AT KA'U PRESERVE - FY 2019-2024	PROGRAM MANAGERS MONITORING PROGRESS AND VERIFIES INVOICE FOR PAYMENT	N	S
LNR407	A	-	O- Periodic Progress Billing	55,337.00	55,337.00	9/18/2020	5/8/2018	6/30/2023	NATURE CONSERVANCY, THE	NATURAL AREA PARTNERSHIP AT MO'OMOMI PRESERVE - FY 2019-2024	PROGRAM MANAGERS MONITORING PROGRESS AND VERIFIES INVOICE FOR PAYMENT	N	S
LNR407	A	-	O- Periodic Progress Billing	188,199.00	188,199.00	3/20/2020	5/8/2018	6/30/2023	NATURE CONSERVANCY, THE	NATURAL AREA PARTNERSHIP AT WAIKAMOI PRESERVE - FY 2019-2024	PROGRAM MANAGERS MONITORING PROGRESS AND VERIFIES INVOICE FOR PAYMENT	N	S
LNR407	A	-	O- Periodic Progress Billing	235,110.00	235,110.00	9/18/2020	5/8/2018	6/30/2023	NATURE CONSERVANCY, THE	NATURAL AREA PARTNERSHIP AT KAMAKOU PRESERVE - FY 2019-2024	PROGRAM MANAGERS MONITORING PROGRESS AND VERIFIES INVOICE FOR PAYMENT	N	S
LNR407	C	272,302.99	M	1,500,000.00	1,227,697.01	5/2/2019	5/29/2019	12/31/2024	SSFMI INTERNATIONAL, INC.	HAMAKUA MARSH PATHWAY, OAHU, HI - JOB #D01C060B	ENGINEERING DIVISION MONITORING PROGRESS AND VERIFIES INVOICE FOR PAYMENT	Y	S
LNR407	A	159,600.00	O- Periodic Progress Billing	288,900.00	129,300.00	2/3/2020	10/1/2019	1/1/2022	KUPU	MANAGE & COORDINATE THE YOUTH CONSERVATION CORPS - RFP YCC19 -	PROGRAM MANAGERS MONITORING PROGRESS AND VERIFIES INVOICE FOR PAYMENT	N	S

Department of Land and Natural Resources
Active Contracts as of December 1, 2021

Table 14

Prog ID	MOF	Amount	Frequency (M/A/O)	Max Value	Outstanding Balance	Date Executed	From	To	Entity	Contract Description	Explanation of How Contract is Monitored	POS Y/N	Category E/L/P/C/G/S/*
LNR407	A		O- Periodic Progress Billing	41,936.54	77,436.00	4/28/2020	2/3/2020	6/30/2022	MALAMA KAHALAWAI, INC.	IMPLEMENTATION OF WATESHED PARTNERSHIP MGMT PLANS - #WP20-21	PROGRAM MANAGERS MONITORING PROGRESS AND VERIFIES INVOICE FOR PAYMENT	N	S
LNR407	C	-	O- Periodic Progress Billing	20,000.00	20,000.00	4/29/2020	2/3/2020	6/30/2022	NATURE CONSERVANCY, THE	IMPLEMENTATION OF WATERSHED PARTNERSHIP MGMT PLANS - #WP20-21	PROGRAM MANAGERS MONITORING PROGRESS AND VERIFIES INVOICE FOR PAYMENT	N	S
LNR407	C	-	O- Periodic Progress Billing	61,000.00	61,000.00	4/29/2020	2/3/2020	6/30/2022	NATURE CONSERVANCY, THE	IMPLEMENTATION OF WATERSHED PARTNERSHIP MGMT PLANS - #WP20-21	PROGRAM MANAGERS MONITORING PROGRESS AND VERIFIES INVOICE FOR PAYMENT	N	S
LNR407	C	31,401.65	O- Periodic Progress Billing	77,000.00	45,598.35	5/8/2020	2/24/2020	6/30/2022	KOHALA CENTER INC., THE	IMPLEMENTATION OF WATERSHED PARTNERSHIP MGMT PLANS - KOHALA	PROGRAM MANAGERS MONITORING PROGRESS AND VERIFIES INVOICE FOR PAYMENT	N	S
LNR407	P	-	M	649,448.33	649,448.33	10/29/2021	11/30/2021	11/30/2022	KAUAI NURSERY &	MANA PLAIN WETLAND RESTORATION PROJECT PHASE I KAUAI HAWAII	ENGINEERING DIVISION MONITORING PROGRESS AND VERIFIES INVOICE FOR PAYMENT	Y	S
LNR407	V	2,500,000.00	O- Periodic Progress Billing	5,000,000.00	2,500,000.00	10/29/2021	10/28/2021	6/30/2022	KUPU	MANAGE & COORDINATE THE YOUTH CONSERVATION CORPS 2021-2022	PROGRAM MANAGERS MONITORING PROGRESS AND VERIFIES INVOICE FOR PAYMENT	N	S
LNR407	C,P	-		494,638.00	494,638.00	11/19/2021	Awtg NTP	TBD	HENRY'S EQUIPMENT RENTAL &	DOFAW INSECTARY SNAIL LAB SITE WORK, OAHU HAWAII	ENGINEERING DIVISION MONITORING PROGRESS AND VERIFIES INVOICE FOR PAYMENT	Y	S
LNR801	D	119,942.77	O - Periodic Progress Billing	125,000.00	5,057.23	5/21/2003	Contract Completed		BOW ENGINEERING & DEVELOPMENT,	DEV & UPDATE S/W CAPITAL IMPROVEMNT PRGM DOCUMENTS, DEV OF S/W ADVANCE	DELIVERABLES/INVOICES	N	S
LNR801	D	15,911.83	O - Periodic Progress Billing	20,000.00	4,088.17		Contract Completed		BOW ENGINEERING & DEVELOPMENT,	DEV & UPDATE S/W CAPITAL IMPROVEMNT PRGM DOCUMENTS, DEV OF S/W ADVANCE	DELIVERABLES/INVOICES	N	S
LNR801	C	671,643.04	M	706,511.00	34,867.96	2/10/2004	8/27/2004 (estimated)	3/1/2013	MITSUNAGA & ASSOCIATES, INC.	LAHAINA BOAT HARBOR COMFORT STATION REPLACEMENT & FERRY PIER, LAHAINA,	ENGINEERING DIVISION PROCESSING CONTRACT CLOSE-OUT DOCUMENTS	Y	S
LNR801	N	153,106.57	O - Periodic Progress Billing	153,857.90	751.33	7/10/2006	8/29/2006 (estimated)	x/x/2007	OCEANIT LABORATORIES, INC.	KIHEI BOAT RAMP IMPR. MALA BOAT RAMP IMPROVEMENTS MAUI	ENGINEERING DIVISION PROCESSING CONTRACT CLOSE-OUT DOCUMENTS	Y	S
LNR801	D	288,440.00	O - Periodic Progress Billing	306,062.00	17,622.00	6/19/2008	10/30/2008 (estimated)	12/4/2012	OKUBO, ARNOLD T. AND	PORT ALLEN SMALL BOAT HARBOR REPLACE PIERS & LOADING DOCK ELELEE KAUAI	ENGINEERING DIVISION PROCESSING CONTRACT CLOSE-OUT DOCUMENTS	Y	S
LNR801	D	12,707.33	-	22,444.00	9,736.67	8/31/2009	3/8/2010	12/8/2010	KAIKOR CONSTRUCTION COMPANY,	HALEIWA SMALL BOAT HARBOR, REPLACEMENT OF FRONT ROW FINGER PIERS, HALEIW	ENGINEERING DIVISION PROCESSING CONTRACT CLOSE-OUT DOCUMENTS	Y	S
LNR801	D	430,028.92	O - Periodic Progress Billing	488,500.00	58,471.08	12/10/2009	2/2/2010	11/10/2010	MOCON CORPORATION	ALA WAI SMALL BOAT HARBOR SEWER INFRASTRUCTURE IMPRVMTS HON HI JOB#B71DO	ENGINEERING DIVISION PROCESSING CONTRACT CLOSE-OUT DOCUMENTS	Y	S

Department of Land and Natural Resources
Active Contracts as of December 1, 2021

Table 14

Prog ID	MOF	Amount	Frequency (M/A/O)	Max Value	Outstanding Balance	Date Executed	From	To	Entity	Contract Description	Explanation of How Contract is Monitored	POS Y/N	Category E/L/P/C/G/S/*
LNR801	N	108,000.00	O - Periodic Progress Billing	113,000.00	5,000.00	3/15/2010	-	12/31/2016	MANTHOS ENGINEERING LLC	WAILOA SMALL BOAT HARBOR MAINTENANCE DREDGING HILO HI & ASSESSMENT REPOR	PROCESSING CONTRACT CLOSE-OUT DOCUMENTS	Y	S
LNR801	N	1,410,845.04	O - Periodic Progress Billing	1,711,018.00	300,172.96	-	-	-	HAWAIIAN DREDGING CONSTRUCTION	MAALAEA SMALL BOAT HARBOR IMPR. FERRY SYSTEM & UTILITY AND PIER	CONTRACT CLOSED 1/13/2017	Y	S
LNR801	C	2,447,936.21	M	2,500,000.00	52,063.79	9/21/2010	10/25/2010	9/30/2016	AMERICAN MARINE CORPORATION	KEEHI SMALL BOAT HARBOR PIER IMPR. JOB#B72D071B	ENGINEERING DIVISION PROCESSING CONTRACT CLOSE-OUT DOCUMENTS	Y	S
LNR801	C	386,387.13	M	410,000.00	23,612.87	11/17/2010	5/10/2011 (estimated)	1/7/2016	BOWERS + KUBOTA CONSULTING INC	CONSTRUCTION MANAGEMENT MAALAEA SMALL BOAT HARBOR IMPR. FERRY SYSTEM	ENGINEERING DIVISION PROCESSING CONTRACT CLOSE-OUT DOCUMENTS	Y	S
LNR801	N	607,617.00	O - Periodic Progress Billing	640,000.00	32,383.00	11/17/2020	5/10/2011 (estimated)	42,376.00	BOWERS + KUBOTA CONSULTING INC	CONSTRUCTION MANAGEMENT MAALAEA SMALL BOAT HARBOR IMPR. FERRY SYSTEM	PROCESSING CONTRACT CLOSE-OUT DOCUMENTS	Y	S
LNR801	B	144,024.56	-	171,434.28	27,409.72		Contract Completed		PACIFIC WASTE INC.	FURNISH REFUSE COLLECTION SERVICE FOR VARIOUS SMALL BOAT HARBORS ON THE	DELIVERABLES / INVOICES / INSPECTION	N	S
LNR801	N	316,512.98	O - Periodic Progress Billing	420,000.00	103,487.02	-	-	-	BOW ENGINEERING & DEVELOPMENT,	MANELE SMALL BOAT HARBOR FERRY SYSTEM IMPROVEMENTS, MANELE, LANAI, HAWAI	CONTRACT CLOSED 12/22/2016	Y	S
LNR801	C	1,394,672.99	M	1,450,000.00	55,327.01	6/7/2013	1/27/2014	12/31/2016	SEA ENGINEERING, INC.	HALEIWA SMALL BOAT HARBOR REPLACEMENT PIER 200, OAHU HI	ENGINEERING DIVISION PROCESSING CONTRACT CLOSE-OUT DOCUMENTS	Y	S
LNR801	B	49,337.83	O - Periodic Progress Billing	55,496.00	6,158.17	41,709.00	41,722.00	41,901.00	JOHNSON, H. E. CO., INC., THE	KIKIAOLA SMALL BOAT HARBOR SAND BY-PASS SYSTEM & WEST BREAKWATER REPAIR.	DELIVERABLES/INVOICES	N	S
LNR801	C	1,249,000.00	M	1,250,000.00	1,000.00	3/13/2014	5/15/2014	12/31/2016	AMERICAN MARINE CORPORATION	KEEHI SMALL BOAT HARBOR TSUNAMI DAMAGE REPAIRS JOB#BOBOR1-01	ENGINEERING DIVISION PROCESSING CONTRACT CLOSE-OUT DOCUMENTS	Y	S
LNR801	C	949,184.19	O - Periodic Progress Billing	1,286,298.88	337,114.69	41,936.00	44,348.00	44,528.00	AMERICAN MARINE CORPORATION	HANA BOAT RAMP & WHARF IMPROVEMENTS, HANA, MAUI, HAWAII	DELIVERABLES/INVOICES	N	S
LNR801	C	225,217.17	M	229,000.00	3,782.83	1/7/2015	6/1/2015	1/31/2017	BOW ENGINEERING & DEVELOPMENT,	MANELE SMALL BOAT HARBOR FERRY SYSTEM IMPR, PHASE II, MANELE, LANAI,	ENGINEERING DIVISION PROCESSING CONTRACT CLOSE-OUT DOCUMENTS	Y	S
LNR801	C	152,278.92	O - Periodic Progress Billing	225,000.00	72,721.08	42,011.00	42,037.00	42,767.00	FUROMOTO, RANDAL S. &	STRUCTURAL ENGINEERING SVCS FOR DOBOR FACILITIES, STATEWIDE	DELIVERABLES/INVOICES	N	S
LNR801	C	37,927.08	O - Periodic Progress Billing	49,203.00	11,275.92	42,068.00	42,100.00	43,831.00	MOFFATT & NICHOL	PORT ALLEN SMALL BOAT HARBOR-IMPR. TO PIERS A & B KAUAI, HAWAII	DELIVERABLES/INVOICES	N	S
LNR801	C	126,915.60	O - Periodic Progress Billing	174,206.00	47,290.40	42,079.00	42,100.00	43,921.00	MOFFATT & NICHOL	NAWILIWILI SMALL BOAT HARBOR TIE-UP FACILITIES FOR TRANSIENT VESSELS,	DELIVERABLES/INVOICES	N	S
LNR801	C	34,639.97	O - Periodic Progress Billing	40,000.00	5,360.03	42,131.00	42,109.00	43,009.00	ENGINEERING PARTNERS, INC.	KAWAIIHAE SMALL BOAT HARBOR(SOUTH) BOAT LAUNCH RAMP & LOADING DOCKS	DELIVERABLES/INVOICES	N	S

Department of Land and Natural Resources
Active Contracts as of December 1, 2021

Table 14

Prog ID	MOF	Amount	Frequency (M/A/O)	Max Value	Outstanding Balance	Date Executed	From	To	Entity	Contract Description	Explanation of How Contract is Monitored	POS Y/N	Category E/L/P/C/G/S/*
LNR801	C	114,810.94	O - Periodic Progress Billing	129,073.00	14,262.06	42,174.00	42,170.00	42,490.00	ANCHOR QEA, LLC	KEAUHOU SMALL BOAT HARBOR OFFSHORE MOORINGS ENVIRONMENTAL ASSESSMENT.	DELIVERABLES/INVOICES	N	S
LNR801	C	310,230.00	O - Periodic Progress Billing	335,935.00	25,705.00	42,241.00	42,278.00	43,739.00	KAI HAWAII, INC.	MAALAEA SMALL BOAT HARBOR WOODEN FINGER PIER REPLACEMENT, MAUI	DELIVERABLES/INVOICES	N	S
LNR801	C	140,139.71	M	230,229.00	90,089.29	8/31/2015	9/28/2015	12/31/2024	MITSUNAGA & ASSOCIATES, INC.	LAHAINA SMALL BOAT HARBOR FERRY PIER IMPROVEMENT. LAHAINA, MAUI, HAWAII	ENGINEERING DIVISION MONITORING PROGRESS AND VERIFIES INVOICE FOR PAYMENT	Y	S
LNR801	C	81,026.00	O - Periodic Progress Billing	110,000.00	28,974.00	Contract Completed			EKNA SERVICES, INC.	KAUNAKAKAI SMALL BOAT HARBOR MAINTENANCE DREDGING & LOADING DOCK	DELIVERABLES/INVOICES	N	S
LNR801	C	1,754,776.80	O - Periodic Progress Billing	1,810,307.00	55,530.20	3/28/2016	6/20/2016	12/31/2019	SEA ENGINEERING, INC.	WAIANAE SMALL BOAT HARBOR PIER IMPROVEMENTS, PHASE V - OAHU, HAWAII	ENGINEERING DIVISION PROCESSING CONTRACT CLOSE-OUT DOCUMENTS	Y	S
LNR801	C	528,257.28	O - Periodic Progress Billing	656,140.36	127,883.08	42,545.00	42,681.00	43,281.00	MAUI KUPONO BUILDERS, LLC.	KIHEI BOAT RAMP PAVING & DRAINAGE IMPROVEMENTS - KIHEI MAUI HAWAII	DELIVERABLES/INVOICES	N	S
LNR801	C	632,456.80	O - Periodic Progress Billing	700,656.00	68,199.20	42,653.00	43,920.00	44,040.00	ISEMOTO CONTRACTING CO., LTD.	PUAKO BOAT RAMP DRAINAGE & PAVING IMPR. JOB#B09CH75A	DELIVERABLES/INVOICES	N	S
LNR801	P	31,825.00	O - Periodic Progress Billing	250,000.00	218,175.00	41,989.00	42,765.00	43,130.00	OKAHARA & ASSOCIATES, INC.	STATEWIDE VESSEL SEWAGE PUMP OUT FACILITIES AT VARIOUS LOCATIONS HAWAII	DELIVERABLES/INVOICES	N	S
LNR801	C	297,228.50	O - Periodic Progress Billing	398,700.00	101,471.50	42,591.00	42,840.00	44,926.00	OCEANIT LABORATORIES, INC.	NORTH KAWAIHAE SMALL BOAT HARBOR IMPROVEMENTS, KAWAIHAE ISLAND OF HAWAII	DELIVERABLES/INVOICES	N	S
LNR801	C	20,657.00	O - Periodic Progress Billing	28,917.00	8,260.00	8/9/2016	6/1/2017	12/31/2022	BILLS ENGINEERING INC.	HEEIA KEA SMALL BOAT HARBOR WASTEWATER SYSTEM IMPR. OAHU	DELIVERABLES/INVOICES	N	S
LNR801	C	123,403.38	O - Periodic Progress Billing	152,800.00	29,396.62	9/26/2016	6/1/2017	12/31/2022	FUROMOTO, RANDAL S. &	HALEIWA SMALL BOAT HARBOR COMFORT STATION & HARBOR OFFICE RENOVATION	DELIVERABLES/INVOICES	N	S
LNR801	C	200,510.49	M	211,819.00	11,308.51	12/11/2017	1/3/2018	12/21/2022	PLANNING CONSULTANTS HAWAII	LIPOA POINT MANAGEMENT PLAN, MAUI, HAWAII - JOB NO H59C719A	ENGINEERING DIVISION MONITORING PROGRESS AND VERIFIES INVOICE FOR PAYMENT	Y	S
LNR801	C	477,352.92	O - Periodic Progress Billing	557,771.00	80,418.08	4/11/2017	3/15/2018	12/31/2022	BOW ENGINEERING & DEVELOPMENT,	WAIAKAEA CANA BOAT RAMP IMPR., KAPAA, KAUAI, HAWAII	DELIVERABLES/INVOICES	N	S
LNR801	C	99,211.07	O - Periodic Progress Billing	193,000.00	93,788.93	6/8/2018	1/27/2020	1/21/2021	HEALY TIBBITTS BUILDERS, INC.	WAIANAE SMALL BOAT HARBOR PIERS B & C REPAIR, WAIANAE, OAHU, HI	DELIVERABLES / INVOICES / INSPECTION	N	S
LNR801	C	3,054,621.88	O - Periodic Progress Billing	3,264,950.00	210,328.12	9/4/2018	4/3/2019	12/29/2019	HEALY TIBBITTS BUILDERS, INC.	KAWAIHAE SBH(SOUTH)BOAT RAMP & LOADING DOCKS, KAWAIHAE, HI	DELIVERABLES / INVOICES / INSPECTION	N	S
LNR801	B	108,673.51	O - Periodic Progress Billing	112,266.00	3,592.49	1/11/2019	1/16/2019	1/15/2020	MAUI DISPOSAL CO., INC.	REFUSE COLLECTION SVCS F/SML BOAT HARBORS & RAMP FACILITIES, DLNR, DOBOR	DELIVERABLES / INVOICES / INSPECTION	N	S

Department of Land and Natural Resources
Active Contracts as of December 1, 2021

Table 14

Prog ID	MOF	Amount	Frequency (M/A/O)	Max Value	Outstanding Balance	Date Executed	From	To	Entity	Contract Description	Explanation of How Contract is Monitored	POS Y/N	Category E/L/P/C/G/S/*
LNR801	B	109,462.98	O - Periodic Progress Billing	112,266.00	2,803.02	Contract Completed			MAUI DISPOSAL CO., INC.	REFUSE COLLECTION SVCS F/SML BOAT HARBORS & RAMP FACILITIES, DLNR, DOBOR	DELIVERABLES / INVOICES / INSPECTION	N	S
LNR801	B	345,917.10	O - Periodic Progress Billing	1,071,400.00	725,482.90	10/24/2018	2/1/2019	1/31/2022	JOHNSON, H. E. CO., INC., THE	BUOY MAINTENANCE & REPAIR SVCS F/THE ISLAND OF OAHU, HAWAII	DELIVERABLES / INVOICES / INSPECTION	N	S
LNR801	B	59,232.30	O - Periodic Progress Billing	400,000.00	340,767.70	4/30/2019	5/1/2019	4/30/2022	GOODSILL ANDERSON QUINN &	PROVIDE LEGAL SVCS IN INVESTIGATING & IDENTIFYING POTENTIALLY RESPONSIBL	BILLABLE HOURS AND INVOICE	Y	P
LNR801	C	47,662.91	O - Periodic Progress Billing	323,162.47	275,499.56	10/1/2018	09/22/19	12/31/23	FUROMOTO, RANDAL S. &	NORTH KAWAIIHAE SMALL BOAT HARBOR MARGINAL WHARF REPAIR, KAWAIIHAE, ISLAND	DELIVERABLES/INVOICES	N	S
LNR801	C	164,168.63	O - Periodic Progress Billing	334,092.00	169,923.37	8/5/2019	02/07/20	12/31/24	MOFFATT & NICHOL	LAHAINA SMALL BOAT HARBOR INNER MARGINAL WHARF REPAIR- LAHAINA, MAUI, HI	DELIVERABLES/INVOICES	N	S
LNR801	C	155,898.15	O - Periodic Progress Billing	170,380.57	14,482.42	10/25/2019	01/20/20	12/31/24	KODANI & ASSOCIATES ENGINEERS,	KIKIAOLA SMALL BOAT HARBOR SITE IMPR. KEKAHA KAUAI HI	DELIVERABLES/INVOICES	N	S
LNR801	C	236,925.00	O - Periodic Progress Billing	342,292.00	105,367.00	5/4/2020	01/04/20	06/02/21	SEA ENGINEERING, INC.	KUKUIULA SMALL BOAT HARBOR REPAIR BOAT RAMP LOADING DOCK. KOLOA KAUAI HI	DELIVERABLES / INVOICES / INSPECTION	N	S
LNR801	C	13,518.50	O - Periodic Progress Billing	1,688,978.00	1,675,459.50	8/18/2020	02/01/21	10/29/21	SEA ENGINEERING, INC.	LAHAINA SMALL BOAT HARBOR INNER MARGINAL WHARF REPAIR, LAHAINA, MAUI, HI	DELIVERABLES / INVOICES / INSPECTION	N	S
LNR801	C	1,505,240.55	O - Periodic Progress Billing	2,000,000.00	494,759.45	8/26/2020	01/01/21	09/28/21	CUSHNIE CONSTRUCTION COMPANY	KIKIAOLA SMALL BOAT HARBOR SITE IMPROVEMENTS- KEKAHA, KAUAI, HAWAII	DELIVERABLES / INVOICES / INSPECTION	N	S
LNR801	C	4,669,809.20	O - Periodic Progress Billing	18,402,406.00	13,732,596.80	10/29/2020	04/01/21	10/23/21	HEALY TIBBITTS BUILDERS, INC.	LAHAINA SMALL BOAT HARBOR FERRY PIER IMPROVEMENTS, LAHAINA, MAUI, HAWAII	DELIVERABLES / INVOICES / INSPECTION	N	S
LNR801	C	81,127.00	O - Periodic Progress Billing	99,497.00	18,370.00	3/10/2021	3/10/2021	12/31/2025	BILLS ENGINEERING INC.	ALA WAI SMALL BOAT HARBOR WATER SYST IMPROVEMENTS, HNL, OAHU, HI	DELIVERABLES/INVOICES	N	S
LNR801	B	53,201.71	O - Periodic Progress Billing	115,130.00	61,928.29	3/4/2021	3/22/2021	3/21/2022	VALLEY ISLE PUMPING, INC.	MAALEA SMALL BOAT HARBOR WASTEWATER TREATMENT & SEWAGE LIFT STATION	DELIVERABLES / INVOICES / INSPECTION	N	S
LNR801	C	273,988.34	O - Periodic Progress Billing	657,102.00	383,113.66	12/8/2020	07/12/21	10/20/21	HENRY'S EQUIPMENT RENTAL &	HEEIA KEA SMALL BOAT HARBOR WASTEWATER SYST IMPROVEMENTS - INSTALLATION	DELIVERABLES / INVOICES / INSPECTION	N	S
LNR801	C	122,302.05	O - Periodic Progress Billing	1,542,946.00	1,420,643.95	8/26/2020	06/04/21	12/01/21	PACIFIC ISLES EQUIPMENT	ALA WAI BOAT HARBOR WATER SYSTEM IMPROVEMENTS - HONOLULU, OAHU, HAWAII	DELIVERABLES / INVOICES / INSPECTION	N	S
LNR801	C	-	O - Periodic Progress Billing	637,755.00	637,755.00	8/26/2020	08/02/21	10/31/21	CENTRAL CONSTRUCTION, INC.	KAHULUI SMALL BOAT HARBOR BATHROOM COMPLEX, KAHULUI MAUI, HAWAII	DELIVERABLES / INVOICES / INSPECTION	N	S

Department of Land and Natural Resources
Active Contracts as of December 1, 2021

Table 14

Prog ID	MOF	Amount	Frequency (M/A/O)	Max Value	Outstanding Balance	Date Executed	From	To	Entity	Contract Description	Explanation of How Contract is Monitored	POS Y/N	Category E/L/P/C/G/S/*
LNR801	C	-	O - Periodic Progress Billing	1,355,571.70	135,571.70	11/13/2020	08/02/21	01/29/22	SITE ENGINEERING, INC.	NORTH KAWAHAE SMALL BOAT HARBOR INFRASTRUCTURE IMP, KAWAHAE ISLAND	DELIVERABLES / INVOICES / INSPECTION	N	S
LNR801	C	-	O - Periodic Progress Billing	892,590.00	892,590.00	11/13/2020	08/02/21	01/29/22	SITE ENGINEERING, INC.	SOUTH KAWAHAE SMALL BOAT HARBOR PAVING IMPROVEMENTS, KAWAHAE	DELIVERABLES / INVOICES / INSPECTION	N	S
LNR801	B	-	O - Periodic Progress Billing	307,000.00	307,000.00	7/1/2021	1/3/2022	4/3/2022	SEA ENGINEERING, INC.	LAHAINA SMALL BOAT HARBOR MODIFICATION OF NAVIGATIONAL AIDS- LAHAINA, MAUI	DELIVERABLES / INVOICES / INSPECTION	N	S
LNR801	C	-	O - Periodic Progress Billing	1,099,966.00	1,099,966.00	8/6/2021	9/1/2021	9/1/2026	HDR ENGINEERING, INC.	LAHAINA SMALL BOAT HARBOR FERR PIER IMPROVEMENTS - CONSTRUCTION MGMT	DELIVERABLES/INVOICES	N	S
LNR801	C	-	O - Periodic Progress Billing	512,105.00	512,105.00	5/18/2021	12/15/2021	3/15/2022	SEA ENGINEERING, INC.	ALA WAI SMALL BOAT HARBOR 600 ROW FINGER PIER REPAIRS, HONOLULU, OAHU, HI	DELIVERABLES / INVOICES / INSPECTION	N	S
LNR801	B	-	M	126,657.20	126,657.20	10/12/2021	11/9/2021	11/8/2022	MAUI DISPOSAL CO., INC.	FURNISHING REFUSE COLLECTION SERVICES FOR BOAT HARBORS & RAMP FACILITIES	DELIVERABLES / INVOICES / INSPECTION	N	S
LNR801	C	-	O - Periodic Progress Billing	825,000.00	825,000.00	11/12/2021	1/3/2022	5/3/2022	KE NUI CONSTRUCTION LLC	KAHANA BAY BOAT RAMP SITE IMPROVEMENTS.	DELIVERABLES / INVOICES / INSPECTION	N	S
LNR801	C	18,182.00	O - Periodic Progress Billing	19,130.00	948.00				BOW ENGINEERING & DEVELOPMENT,	MANELE SMALL BOAT HARBOR TSUNAMI DAMAGE RESPONSE, MANELE, LANAI, HI	DELIVERABLES/INVOICES	N	S
LNR801	C	227,322.53	O - Periodic Progress Billing	227,834.00	511.47	6/12/2002	-	-	MANTHOS ENGINEERING LLC	ALA WAI KEEHI SMALL BOAT HARBOR TSUNAMI DAMAGE REPAIRS, HONOLULU, HI	ENGINEERING DIVISION PROCESSING CONTRACT CLOSE-OUT DOCUMENTS	Y	S
LNR801	C	1,874,000.53	O - Periodic Progress Billing	1,942,566.00	68,565.47	3/13/2014	5/15/2014	12/31/2016	AMERICAN MARINE CORPORATION	KEEHI SMALL BOAT HARBOR TSUNAMI DAMAGE REPAIRS JOB#BOBOR1-01	ENGINEERING DIVISION PROCESSING CONTRACT CLOSE-OUT DOCUMENTS	Y	S
LNR802	C	208,178.17	M	250,000.00	41,821.83	7/20/2020	9/15/2020	12/31/2025	ERSKINE ARCHITECTS, INC.	EAST HAWAII HISTORIC PRESERVATION CENTER, HILO, HAWAII	ENGINEERING DIVISION MONITORING PROGRESS AND VERIFIES INVOICE FOR PAYMENT	Y	S
LNR802	B	-	O	199,986.00	199,986.00	10/15/2021	7/20/2021	12/31/2021	SWCA ENVIRONMENTAL CONSULTANTS	REVIEW & DRAFT ACCEPTANCE OR REVISION REQUEST LETTERS FOR BACKLOGGED	PROGRAM MANAGERS MONITOR PROGRESS AND VERIFY INVOICE FOR PAYMENT	N	S
LNR804	N	64,105.16	O - Periodic Progress Billing	76,000.00	11,894.84	12/28/2012	11/26/2012	CLOSED	TRI-ISLE RESOURCE CONSERVATION	LEEWARD HALEAKALA WATERSHED WP 13- IMPLEMENTATION OF WATERSHED	PROGRAM MANAGERS MONITORING PROGRESS AND VERIFIES INVOICE FOR PAYMENT	N	S
LNR804	W	31,986.00		33,775.00	1,789.00	3/12/2013	3/12/2013	CLOSED	INABA ENGINEERING INC.	SURVEYING & MARKING PORTIONS OF KAUU FOREST RESERVE BOUNDARY & ADJACENT	CLOSED CONTRACT		S
LNR804	C	473,049.30	M	795,334.00	322,284.70	4/28/2016	5/5/2016	5/5/2020	AECOM TECHNICAL SERVICES, INC.	POST CONSTRUCTION MONITORING & MAINTENANCE FOR THE HANALEI STREAMBANK	ENGINEERING DIVISION PROCESSING CONTRACT CLOSE-OUT DOCUMENTS	Y	S

Department of Land and Natural Resources
Active Contracts as of December 1, 2021

Table 14

Prog ID	MOF	Amount	Frequency (M/A/O)	Max Value	Outstanding Balance	Date Executed	From	To	Entity	Contract Description	Explanation of How Contract is Monitored	POS Y/N	Category E/L/P/C/G/S/*
LNR804	N	-	O- Periodic Progress Billing	40,000.00	40,000.00	3/2/2017	6/1/2016	12/1/2018	KUPU	MANAGE & COORDINATE THE YOUTH CONSERVATION CORPS RFP-YCC17	PROGRAM MANAGERS MONITORING PROGRESS AND VERIFIES INVOICE FOR PAYMENT	N	S
LNR804	C	57,102.60	M	77,608.00	20,505.40	8/17/2016	10/10/2016	12/31/2019	PETERSON BROS CONSTRUCTION,	HEEIA STATE PARK REPAIRS TO SERVICE ROAD, KANEOHE, OAHU, HAWAII	ENGINEERING DIVISION PROCESSING CONTRACT CLOSE-OUT DOCUMENTS	Y	S
LNR804	C	917,133.99	M	1,013,430.00	96,296.01	11/10/2016	5/29/2019	12/31/2021	ISEMOTO CONTRACTING CO., LTD.	KAULANA MANU NATIVE BIRD & PLANT SANCTUARY VIEWING PLATFORM & PARKING LO	ENGINEERING DIVISION PROCESSING CONTRACT CLOSE-OUT DOCUMENTS	Y	S
LNR804	C	318,832.14	M	521,140.00	202,307.86	7/7/2017	7/20/2017	12/31/2022	PBR HAWAII & ASSOCIATES, INC.	CONSULTANT SERVICES FOR KA IWA TRAIL IMPROVEMENTS, OAHU, HAWAII	ENGINEERING DIVISION MONITORING PROGRESS AND VERIFIES INVOICE FOR PAYMENT	Y	S
LNR804	C	35,435.00	M	200,000.00	164,565.00	10/18/2018	10/29/2018	12/31/2023	LIMITACO CONSULTING GROUP,	MAUNAWILI TRAIL IMPROVEMENTS, OAHU, HI - JOB #D01CO60A	ENGINEERING DIVISION MONITORING PROGRESS AND VERIFIES INVOICE FOR PAYMENT	Y	S
LNR804	W	10,000.00	O- Periodic Progress Billing	30,000.00	20,000.00	6/12/2019	6/13/2019	6/12/2024	TRAILHEAD LABS, INC.	CONTRACT TO DEVELOP,CONFIGURE,DELIVER & DEPLOY TWO MOBILE APPLICATIONS	PROGRAM MANAGERS MONITORING PROGRESS AND VERIFIES INVOICE FOR PAYMENT	N	S
LNR804	C	125,000.00	O- Periodic Progress Billing	500,000.00	375,000.00	11/12/2019	7/1/2018	6/30/2021	HAWAII NATURE CENTER, INC.	HAWAII NATURE CENTER INC - CAPITAL IMPROVEMENT PROJECT GRANT IN AID	PROGRAM MANAGERS MONITORING PROGRESS AND VERIFIES INVOICE FOR PAYMENT	N	S
LNR804	N	-	O- Periodic Progress Billing	44,000.00	44,000.00	2/3/2020	10/1/2019	1/1/2022	KUPU	MANAGE & COORDINATE THE YOUTH CONSERVATION CORPS - RFP YCC19 -	PROGRAM MANAGERS MONITORING PROGRESS AND VERIFIES INVOICE FOR PAYMENT	N	S
LNR804	C	118,750.00	M	350,000.00	231,250.00	5/19/2020	6/17/2020	12/31/2025	TOWILL, R. M. CORPORATION	KAUAI SHOOTING RANGE, KAUAI,HI - JOB #A00XK36A	ENGINEERING DIVISION MONITORING PROGRESS AND VERIFIES INVOICE FOR PAYMENT	Y	S
LNR804	C	84,822.65	M	399,998.00	315,175.35	3/23/2021	4/13/2021	12/31/2026	HELBER, HASTERT & FEE,	MAUNAWILI FALLS TRAIL IMPROVEMENTS - KAILUA, OAHU, HAWAII	ENGINEERING DIVISION MONITORING PROGRESS AND VERIFIES INVOICE FOR PAYMENT	Y	S
LNR804	C	19,120.00	O- Periodic Progress Billing	890,000.00	870,880.00	6/15/2021	7/1/2018	6/29/2024	MOANALUA GARDENS FOUNDATION	GIA F/MOANALUA GARDENS FOUNDATION - FUNDS WILL BE USED FOR A MASTER PLAN	PROGRAM MANAGERS MONITORING PROGRESS AND VERIFIES INVOICE FOR PAYMENT	N	S
LNR805	N	1,115,408.38	M	1,503,420.00	388,011.62	10/5/2009	7/1/2010	6/30/2018	RESEARCH CORPORATION OF THE	MAUI/OAHU MARINE RESOURCES ASSESSMENT.	CLOSED CONTRACT	Y	S
LNR805	N	405,509.10	M	506,250.00	100,740.90	8/24/2011	7/1/2013	6/30/2018	RESEARCH CORPORATION OF THE	HAWAII MARINE RECREATIONAL FISHING SURVEY	CLOSED CONTRACT	Y	S
LNR805	B	10,301.87	M	26,000.00	15,698.13	8/24/2011	7/1/2015	6/30/2017	RESEARCH CORPORATION OF THE	INVESTIGATION OF ESTUARINE HABITATS	CLOSED CONTRACT	Y	S

Department of Land and Natural Resources
Active Contracts as of December 1, 2021

Table 14

Prog ID	MOF	Amount	Frequency (M/A/O)	Max Value	Outstanding Balance	Date Executed	From	To	Entity	Contract Description	Explanation of How Contract is Monitored	POS Y/N	Category E/L/P/C/G/S/*
LNR805	N	942,970.22	M	1,700,000.00	757,029.78	8/31/2018	10/1/2019	9/30/2022	RESEARCH CORPORATION OF THE	STATEWIDE MARINE RESOURCE ASSESSMENT - PROJ #6847	PROGRAM COORDINATOR/PROJECT IN-CHARGE/PROJECT MANAGER VERIFY THE PROGRESS/ACCOMPLISHMENT REPORT AND THE MONTHLY BILL/INVOICE.	Y	S
LNR805	N	229,343.86	M	300,000.00	70,656.14	11/27/2018	10/1/2020	9/30/2021	RESEARCH CORPORATION OF THE	HI MARINE RECREATIONAL FISING SURVEY-CONTRACT PERIOD 07/1/18-06/30/23	PROGRAM COORDINATOR/PROJECT IN-CHARGE/PROJECT MANAGER VERIFY THE PROGRESS/ACCOMPLISHMENT REPORT AND THE MONTHLY BILL/INVOICE.	Y	S
LNR805	N	12,535.90	M	44,392.00	31,856.10	2/4/2020	2/20/2020	12/31/2025	PLANNING SOLUTIONS, INC.	ARTIFICIAL REEF - OAHU,HAWAII	ENGINEERING DIVISION MONITORING PROGRESS AND VERIFIES INVOICE FOR PAYMENT	Y	S
LNR806	C	152,169.77	M	160,170.00	8,000.23	10/14/2010	1/3/2012	12/31/2016	PROMETHEUS CONSTRUCTION	DIAMOND HEAD ROCKFALL MITIGATION - PHASE II DIAMOND HEAD STATE MONUMENT	ENGINEERING DIVISION PROCESSING CONTRACT CLOSE-OUT DOCUMENTS	Y	S
LNR806	C	185,372.00	M	2,000,000.00	1,814,628.00	2/8/2013	2/8/2013	NA-MOA	CITY & COUNTY OF HONOLULU	LUALUALEI FLATS/PUHAWAI STREAM FLOOD MITIGATION PROJECTS.	ENGINEERING DIVISION MONITORING PROGRESS AND VERIFIES INVOICE FOR PAYMENT	Y	S
LNR806	C	1,042,646.95	M	1,081,147.00	38,500.05	6/10/2014	5/19/2014	11/27/2021	ERSKINE ARCHITECTS, INC.	NEW DLNR ADMIN BLDG & COMMUNITY CENTER, KONA, HAWAII JOB#100AH36A	ENGINEERING DIVISION PROCESSING CONTRACT CLOSE-OUT DOCUMENTS	Y	S
LNR806	C	-	M	2,000,000.00	2,000,000.00	6/18/2014	6/18/2014	N/A - MOA	CITY & COUNTY OF HONOLULU	PUHAWAI STREAM FLOOD MITIGATION PROJECT.	ENGINEERING DIVISION MONITORING PROGRESS AND VERIFIES INVOICE FOR PAYMENT	Y	S
LNR806	B	68,121.50	A	122,797.75	54,676.25	8/6/2014	8/1/2014	7/31/2015	APARC SYSTEMS, INC.	FURNISHING TOLL BOOTH ATTENDANTS & MANAGEMENT SVCS FOR DIAMOND HEAD STAT	BANKRUPTCY	N	S
LNR806	C	291,269.03	M	704,588.47	413,319.44	3/9/2015	3/18/2015	12/31/2023	FUKUNAGA & ASSOCIATES, INC.	WAILUA RIVER STATE PARK MARINA & FERN GROTTTO BLDG & SIT IMPR. F54B609B	ENGINEERING DIVISION MONITORING PROGRESS AND VERIFIES INVOICE FOR PAYMENT	Y	S
LNR806	C	503,726.83	M	529,515.00	25,788.17	3/24/2015	4/10/2015	12/31/2023	BELT COLLINS HAWAII LLC	KEALAKEKUA BAY STATE HISTORICAL PARK MASTER PLAN & EIS, HI	ENGINEERING DIVISION MONITORING PROGRESS AND VERIFIES INVOICE FOR PAYMENT	Y	S
LNR806	C	452,427.56	M	491,474.00	39,046.44	4/6/2015	4/15/2015	12/31/2023	GRAY, HONG, NOJIMA &	HAPUNA BEACH STATE RECREATION AREA PHASE 3 PARK IMPR. & REPAIRS. S KOHALA	ENGINEERING DIVISION MONITORING PROGRESS AND VERIFIES INVOICE FOR PAYMENT	Y	S
LNR806	C	109,284.57	M	127,542.00	18,257.43	1/27/2016	2/8/2016	12/31/2022	ENGINEERING PARTNERS, INC.	HULIHEE PALACE STATE MONUMENT, REPAIR & RENOVATION IMP	ENGINEERING DIVISION MONITORING PROGRESS AND VERIFIES INVOICE FOR PAYMENT	Y	S
LNR806	C	159,999.46	M	363,500.00	203,500.54	5/6/2016	5/19/2016	12/31/2024	HART, CHRIS & PARTNERS, INC.	IAO VALLEY STATE MONUMENT MASTER PLAN MAUI, HI JOB#F32C676C	ENGINEERING DIVISION MONITORING PROGRESS AND VERIFIES INVOICE FOR PAYMENT	Y	S

Department of Land and Natural Resources
Active Contracts as of December 1, 2021

Table 14

Prog ID	MOF	Amount	Frequency (M/A/O)	Max Value	Outstanding Balance	Date Executed	From	To	Entity	Contract Description	Explanation of How Contract is Monitored	POS Y/N	Category E/L/P/C/G/S/*
LNR806	C	687,369.01	M	773,913.64	86,544.63	5/9/2016	42,509.00	12/31/2024	LIMITIACO CONSULTING GROUP,	MALAEKAHANA STATE RECREATIONAL AREA, KAHUKU SECTION, PARK IMPROVEMENTS	ENGINEERING DIVISION MONITORING PROGRESS AND VERIFIES INVOICE FOR PAYMENT	Y	S
LNR806	C	127,318.79	-	400,000.00	272,681.21	-	1/4/2016	12/31/2019	SITE ENGINEERING, INC.	HAPUNA BEACH STATE RECREATION AREA PARK IMPR. & REPAIRS, PHASE 3 KOHALA	CONTRACT CLOSED 1/21/2021	Y	S
LNR806	C	42,380.00	M	60,000.00	17,620.00	10/5/2016	7/21/2017	12/31/2019	ISEMOTO CONTRACTING CO., LTD.	KEKAHA KAT STATE PARK ACCESS RD IMPR. NORTH KONA, HI	ENGINEERING DIVISION PROCESSING CONTRACT CLOSE-OUT DOCUMENTS	Y	S
LNR806	C	170,000.00	M	171,800.00	1,800.00	10/14/2010	1/3/2012	12/31/2016	PROMETHEUS CONSTRUCTION	DIAMOND HEAD STATE MONUMENT ROCKFALL MITIGATION - PHASE 2 (FY2015)	ENGINEERING DIVISION PROCESSING CONTRACT CLOSE-OUT DOCUMENTS	Y	S
LNR806	C	202,052.65	M	260,000.00	57,947.35	11/10/2016	7/21/2017	12/30/2021	ISEMOTO CONTRACTING CO., LTD.	KEKAHA KAI STATE PARK KUA BAY IMPR. NORTH KONA	ENGINEERING DIVISION MONITORING PROGRESS AND VERIFIES INVOICE FOR PAYMENT	Y	S
LNR806	C	610,346.64	M	648,398.00	38,051.36	12/8/2016	3/16/2018	12/30/2021	ISEMOTO CONTRACTING CO., LTD.	KEKAHA KAI STATE PARK MAHALULA IMPR. NORTH KONA HI	ENGINEERING DIVISION MONITORING PROGRESS AND VERIFIES INVOICE FOR PAYMENT	Y	S
LNR806	C	287,105.65	M	295,226.00	8,120.35	1/17/2017	1/27/2017	12/31/2021	MITSUNAGA & ASSOCIATES, INC.	SAND ISLAND STATE RECREATION AREA PHASE I PARK IMPROVEMENTS OAHU HAWAII	ENGINEERING DIVISION MONITORING PROGRESS AND VERIFIES INVOICE FOR PAYMENT	Y	S
LNR806	C	188,287.50	M	194,820.00	6,532.50	11/28/2021	3/1/2019	12/31/2021	PRECISION DRILLING SERVICES	AHUPUA'A O KAHANA STATE PARK WATER WELL REHABILITATION - KAHANA OAHU HI	ENGINEERING DIVISION MONITORING PROGRESS AND VERIFIES INVOICE FOR PAYMENT	Y	S
LNR806	A	147,511.39	A	160,895.88	13,384.49	11/27/2020	12/1/2020	11/30/2021	AQUA ENGINEERS, INC.	OPERATION & MAINTENANCE OF KOKEE & POLIHALE WATER SYSTEMS, KOKEE	Invoices verified by Superintendent prior to payment	N	S
LNR806	C	68,359.27	M	400,000.00	331,640.73	12/11/2017	1/3/2018	12/21/2022	PLANNING CONSULTANTS HAWAII	LIPOA POINT MANAGEMENT PLAN, MAUI, HAWAII - JOB NO H59C719A	ENGINEERING DIVISION MONITORING PROGRESS AND VERIFIES INVOICE FOR PAYMENT	Y	S
LNR806	C	347,244.17	M	419,273.00	72,028.83	4/6/2018	4/17/2018	12/31/2023	TOWILL, R. M. CORPORATION	SAND ISLAND STATE RECREATION AREA SEWER IMPROVEMENTS OAHU, HI	ENGINEERING DIVISION MONITORING PROGRESS AND VERIFIES INVOICE FOR PAYMENT	Y	S
LNR806	C	141,836.86	M	193,840.00	52,003.14	5/1/2018	4/25/2018	12/31/2023	PBR HAWAII & ASSOCIATES, INC.	DIAMOND HEAD STATE MONUMENT MASTER PLAN IMPLEMENTATION - OAHU, HI	ENGINEERING DIVISION MONITORING PROGRESS AND VERIFIES INVOICE FOR PAYMENT	Y	S
LNR806	C	308,932.49	M	683,038.05	374,105.56	6/1/2018	6/18/2018	12/31/2024	WILSON OKAMOTO CORPORATION	IAO VALLEY STATE MONUMENT FLOOD REPAIR, PHASE 2:JOB #J45CM418	ENGINEERING DIVISION MONITORING PROGRESS AND VERIFIES INVOICE FOR PAYMENT	Y	S
LNR806	C	583,000.00	O	1,500,000.00	917,000.00	6/5/2018	6/5/2018	6/30/2022	FRIENDS OF IOLANI PALACE	PROV F/ONGOING REPAIR, RESTORATION, RENOVATION, ETC - CHPTR 42F, HRS	INVOICES VERIFIED BY INTERPRETIVE AND ADMIN STAFF PRIOR TO PAYMENT	N	S
LNR806	A	111,790.68	O	130,000.00	18,209.32	6/4/2018	7/1/2017	11/30/2018	PACIFIC HISTORIC PARKS	PROV F/TRANSLATION SVCS OF THE DIAMOND HEAD MONUMENT SELF-GUIDED AUDIO	GRANT-IN-AID - TO BE CLOSED	N	S

Department of Land and Natural Resources
Active Contracts as of December 1, 2021

Table 14

Prog ID	MOF	Amount	Frequency (M/A/O)	Max Value	Outstanding Balance	Date Executed	From	To	Entity	Contract Description	Explanation of How Contract is Monitored	POS Y/N	Category E/L/P/C/G/S/*
LNR806	C	55,073.53	M	63,349.00	8,275.47	6/19/2018	4/11/2019	1/6/2020	STERLING PACIFIC CONSTRUCTION	DIAMOND HEAD STATE MONUMENT SEWER LIFT STATION REPLACEMENT-DIAMOND HEAD,	ENGINEERING DIVISION PROCESSING CONTRACT CLOSE-OUT DOCUMENTS	Y	S
LNR806	C	-	O - Based on Services Rendered	500,000.00	500,000.00	6/26/2018	7/1/2015	6/23/2023	AHA HUI E KALA	CONSTRUCTION F/THE EDUCATIONAL CENTER AT LAWAI INTL CENTER	INVOICES VERIFIED BY INTERPRETIVE AND ADMIN STAFF PRIOR TO PAYMENT	N	S
LNR806	C	25,877.41	M	37,240.00	11,362.59	6/28/2018	43,325.00	12/31/2019	LEE, R. H. S., INC.	INDIVIDUAL WASTEWATER SYSTEMS IMPROVEMENTS AT KEAIWA HEIAU STATE	ENGINEERING DIVISION PROCESSING CONTRACT CLOSE-OUT DOCUMENTS	Y	S
LNR806	C	-	M	39,135.00	39,135.00	9/6/2018	43,356.00	12/31/2023	UNEMORI, WARREN S. ENGINEERING	PALAAU STATE PARK IMPROVEMENTS, MOLOKAI, HAWAII - JOB #F60C623A	ENGINEERING DIVISION MONITORING PROGRESS AND VERIFIES INVOICE FOR PAYMENT	Y	S
LNR806	C	125,104.59	M	236,207.00	111,102.41	11/19/2018	10/30/2018	12/31/2023	WILSON OKAMOTO CORPORATION	IAO VALLEY STATE MONUMENT PARK IMPROVEMENTS, MAUI, HAWAII	ENGINEERING DIVISION MONITORING PROGRESS AND VERIFIES INVOICE FOR PAYMENT	Y	S
LNR806	C	165,510.66	M	195,300.00	29,789.34	3/8/2019	6/17/2019	12/31/2021	PAUL'S ELECTRICAL CONTRACTING,	DIAMOND HEAD STATE MONUMENT TRAFFIC CONTROL IMPROVEMENTS KAHALA TUNNEL,	ENGINEERING DIVISION MONITORING PROGRESS AND VERIFIES INVOICE FOR PAYMENT	Y	S
LNR806	C	180,254.61	M	416,711.00	236,456.39	3/14/2019	3/29/2019	12/31/2024	TANAKA, R.T. ENGINEERS, INC.	WAIANAPANAPA STATE PARK NEW COMFORT STATION, MAUI, HI - JOB #F55C642F	ENGINEERING DIVISION MONITORING PROGRESS AND VERIFIES INVOICE FOR PAYMENT	Y	S
LNR806	C	250,015.90	M	306,000.00	55,984.10	4/4/2019	5/9/2019	5/9/2020	SITE ENGINEERING, INC.	KALOPA STATE RECREATION AREA ADA IMPROVEMENTS, HONOKAA, HAWAII	ENGINEERING DIVISION PROCESSING CONTRACT CLOSE-OUT DOCUMENTS	Y	S
LNR806	C	24,503.58	M	79,950.00	55,446.42	6/6/2019	6/27/2019	12/31/2024	AKINAKA & ASSOCIATES, LTD.	UPCOUNTRY MAUI GROUND WATER WELL, MAUI HI - JOB NO J10M11A	ENGINEERING DIVISION MONITORING PROGRESS AND VERIFIES INVOICE FOR PAYMENT	Y	S
LNR806	C	5,009,898.18	M	5,063,887.00	53,988.82	7/2/2019	9/26/2019	11/30/2021	GLOVER, JAS. W., LTD.	WAILOA RIVER STATE RECREATION AREA IMPROVEMENTS, HILO, HAWAII	ENGINEERING DIVISION PROCESSING CONTRACT CLOSE-OUT DOCUMENTS	Y	S
LNR806	C	404,032.62	M	449,035.00	45,002.38	7/8/2019	43,676.00	12/31/2024	TANAKA, R.T. ENGINEERS, INC.	MAKENA STATE PARK IMPROVEMENTS, PHASE 2, MAUI, HI - JOB #F73C680B	ENGINEERING DIVISION MONITORING PROGRESS AND VERIFIES INVOICE FOR PAYMENT	Y	S
LNR806	P	363,225.08	M	450,000.00	86,774.92	7/2/2019	9/26/2019	11/30/2021	GLOVER, JAS. W., LTD.	WAILOA RIVER STATE RECREATION AREA IMPROVEMENTS, HILO, HAWAII	ENGINEERING DIVISION PROCESSING CONTRACT CLOSE-OUT DOCUMENTS	Y	S
LNR806	C	564,932.72	M	670,000.00	105,067.28	8/28/2019	6/29/2020	12/31/2021	PETERSON BROS CONSTRUCTION,	SAND ISLAND STATE RECREATION AREA SEWER SYSTEM IMP. PHASE1 SEWER LINE A	ENGINEERING DIVISION MONITORING PROGRESS AND VERIFIES INVOICE FOR PAYMENT	Y	S
LNR806	C	215,462.50	M	225,500.00	10,037.50	2/24/2020	2/6/2020	12/31/2025	ENGINEERS SURVEYORS HAWAII,	WAAHILA RIDGE STATE RECREATION AREA PARK IMPROVEMENTS, OAHU, HI	ENGINEERING DIVISION MONITORING PROGRESS AND VERIFIES INVOICE FOR PAYMENT	Y	S
LNR806	C	11,174.31	M	60,000.00	48,825.69	2/24/2020	3/24/2020	12/31/2024	SSFM INTERNATIONAL, INC.	CONSTRUCTION MGMT SVCS FOR DLNR CONSTRUCTION PROJECTS, KAUAI	ENGINEERING DIVISION MONITORING PROGRESS AND VERIFIES INVOICE FOR PAYMENT	Y	S

Department of Land and Natural Resources
Active Contracts as of December 1, 2021

Table 14

Prog ID	MOF	Amount	Frequency (M/A/O)	Max Value	Outstanding Balance	Date Executed	From	To	Entity	Contract Description	Explanation of How Contract is Monitored	POS Y/N	Category E/L/P/C/G/S/*
LNR806	C	2,424,936.67	M	2,726,639.00	301,702.33	3/12/2020	8/24/2020	12/5/2021	57 ENGINEERING, INC.	SAND ISLAND STATE RECREATION AREA PARK IMPR. PHASE V, HONOLULU, OAHU	ENGINEERING DIVISION MONITORING PROGRESS AND VERIFIES INVOICE FOR PAYMENT	Y	S
LNR806	C	-	M	225,000.00	225,000.00	6/5/2020	6/18/2020	12/31/2025	ELEMENT ENVIRONMENTAL, LLC	AHUPUA'A O KAHANA STATE PARK IMPROVEMENTS - OAHU, HI	ENGINEERING DIVISION MONITORING PROGRESS AND VERIFIES INVOICE FOR PAYMENT	Y	S
LNR806	C	126,622.65	M	3,245,965.00	3,119,342.35	10/1/2020	Awaiting NTP (Notice to Proceed)	TBD (To Be Determined)	PROMETHEUS CONSTRUCTION	IAO VALLEY STATE MONUMENT FLOOD REPAIRS & IMPROVEMENTS, WAILUKU, MAUI, HI	ENGINEERING DIVISION MONITORING PROGRESS AND VERIFIES INVOICE FOR PAYMENT	Y	S
LNR806	C	176,881.00	M	270,000.00	93,119.00	10/28/2020	11/13/2020	12/31/2025	PBR HAWAII & ASSOCIATES, INC.	STATEWIDE COMPREHENSIVE OUTDOOR RECREATIONAL PLAN(SCORP) 2020 UPDATE-HI	ENGINEERING DIVISION MONITORING PROGRESS AND VERIFIES INVOICE FOR PAYMENT	Y	S
LNR806	C	738,741.37	M	815,540.19	76,798.82	11/9/2020	2/16/2021	2/11/2022	HAWAII WORKS, INC.	WAAHILA RIDGE STATE RECREATION AREA PARK IMPROVEMENTS, OAHU, HAWAII	ENGINEERING DIVISION MONITORING PROGRESS AND VERIFIES INVOICE FOR PAYMENT	Y	S
LNR806	C	105,401.72	M	210,879.00	105,477.28	1/15/2021	44,228.00	12/31/2025	BOW ENGINEERING & DEVELOPMENT,	RUSSIAN FORT ELIZABETH STATE HISTORICAL PARK. VARIOUS IMPROVEMENTS.	ENGINEERING DIVISION MONITORING PROGRESS AND VERIFIES INVOICE FOR PAYMENT	Y	S
LNR806	C	176,679.07	M	235,000.00	58,320.93	3/8/2021	10/25/2021	1/23/2022	CONTECH ENGINEERING, INC.	DEMOLITION OF STRUCTURES AT LE'AH'I FIRE CONTROL STATION, DH STATE MONUMEN	ENGINEERING DIVISION MONITORING PROGRESS AND VERIFIES INVOICE FOR PAYMENT	Y	S
LNR806	C	276,263.42	M	1,815,616.00	1,539,352.58	3/15/2021	4/12/2021	10/23/2022	PETERSON BROS CONSTRUCTION,	SAND ISLAND STATE RECREATION AREA SEWER SYST IMPROVEMENTS, PHASE 2	ENGINEERING DIVISION MONITORING PROGRESS AND VERIFIES INVOICE FOR PAYMENT	Y	S
LNR806	C	36,313.82	M	66,793.00	30,479.18	3/24/2021	4/12/2021	12/31/2026	BOW ENGINEERING & DEVELOPMENT,	WAHIAWA FRESHWATER STATE RECREATION AREA -PHASE 1 IMPROVEMENTS -OAHU, HI	ENGINEERING DIVISION MONITORING PROGRESS AND VERIFIES INVOICE FOR PAYMENT	Y	S
LNR806	C	198,502.50	M	228,250.00	29,747.50	6/15/2021	10/11/2021	2/7/2022	PACIFIC CONCRETE CUTTING	WAIMEA CANYON STATE PARK COMPLEX PARK IMPROVEMENTS PHASE 2 KAUAI HAWAII	ENGINEERING DIVISION MONITORING PROGRESS AND VERIFIES INVOICE FOR PAYMENT	Y	S
LNR806	C	-	M	339,261.00	339,261.00	8/18/2021	8/6/2021	12/31/2026	HELBER, HASTERT & FEE,	WAHIAWA FRESHWATER SRA PARKING IMPROVEMENTS, PHASE 1, OAHU, HI	ENGINEERING DIVISION MONITORING PROGRESS AND VERIFIES INVOICE FOR PAYMENT	Y	S
LNR810	B	165,762.41	M	300,000.00	134,237.59	1/13/2017	6/28/2016	12/31/2023	AECOM TECHNICAL SERVICES, INC.	TECHNICAL ASSISTANCE & TRAINING FOR DAM SAFETY PROGRAM	ENGINEERING DIVISION MONITORING PROGRESS AND VERIFIES INVOICE FOR PAYMENT	Y	S
LNR810	B	99,000.00	M	400,000.00	301,000.00	5/5/2017	5/12/2017	12/31/2022	TOWILL, R. M. CORPORATION	HYDROLOGIC AND HYDRAULIC ANALYSIS FOR VARIOUS DAMS	ENGINEERING DIVISION MONITORING PROGRESS AND VERIFIES INVOICE FOR PAYMENT	Y	S
LNR810	B	97,330.17	M	99,000.00	1,669.83	2/2/2018	2/16/2018	12/31/2022	YOGI KWONG ENGINEERS, LLC	DAME SAFETY PHASE I INSPECTIONS - OAHU - JOB #DS-2017-12	ENGINEERING DIVISION MONITORING PROGRESS AND VERIFIES INVOICE FOR PAYMENT	Y	S
LNR810	B	94,950.00	M	99,000.00	4,050.00	4/16/2018	4/2/2018	12/31/2022	AECOM TECHNICAL SERVICES, INC.	DAM SAFETY FAILURE MODE ANALYSIS, STATEWIDE JOB#DS-2017-15	ENGINEERING DIVISION MONITORING PROGRESS AND VERIFIES INVOICE FOR PAYMENT	Y	S

Department of Land and Natural Resources
Active Contracts as of December 1, 2021

Table 14

Prog ID	MOF	Amount	Frequency (M/A/O)	Max Value	Outstanding Balance	Date Executed	From	To	Entity	Contract Description	Explanation of How Contract is Monitored	POS Y/N	Category E/L/P/C/G/S/*
LNR810	B	180,322.51	M	400,000.00	219,677.49	6/21/2018	7/9/2018	12/31/2023	GANNETT FLEMING, INC.	TECHNICAL ASSISTANCE F/DAM SAFETY PROGRAM - JOB #DS-2018-01	ENGINEERING DIVISION MONITORING PROGRESS AND VERIFIES INVOICE FOR PAYMENT	Y	S
LNR810	B	203,535.79	M	250,000.00	46,464.21	8/27/2018	9/6/2018	6/30/2023	UNIVERSITY OF HAWAII	RESERVOIR WATER LEVEL MONITORING	ENGINEERING DIVISION MONITORING PROGRESS AND VERIFIES INVOICE FOR PAYMENT	Y	G/S
LNR810	B	298,229.54	M	300,000.00	1,770.46	9/21/2018	10/23/2019	12/31/2023	GANNETT FLEMING, INC.	DAM SAFETY - PHASE I INSPECTIONS - MAUI - #DS-2018-02M	ENGINEERING DIVISION MONITORING PROGRESS AND VERIFIES INVOICE FOR PAYMENT	Y	S
LNR810	B	136,903.63	M	250,000.00	113,096.37	7/25/2019	8/6/2019	8/6/2024	UNIVERSITY OF HAWAII	RESERVOIR MONITORING STATIONS - YR 2	ENGINEERING DIVISION MONITORING PROGRESS AND VERIFIES INVOICE FOR PAYMENT	Y	G/S
LNR810	B	153,701.90	M	200,000.00	46,298.10	9/27/2019	10/18/2019	12/31/2024	AECOM TECHNICAL SERVICES, INC.	DAM SAFETY - 2019 OAHU INSPECTIONS - PROJ #DS-2019-03	ENGINEERING DIVISION MONITORING PROGRESS AND VERIFIES INVOICE FOR PAYMENT	Y	S
LNR810	B	346,586.54	M	400,000.00	53,413.46	11/8/2019	12/6/2019	12/31/2024	GANNETT FLEMING, INC.	DAM SAFETY SEISMIC HAZARD ASSESSMENT - PROJ #DS-2019-02	ENGINEERING DIVISION MONITORING PROGRESS AND VERIFIES INVOICE FOR PAYMENT	Y	S
LNR810	P	14,222.67	M	105,000.00	90,777.33	1/29/2021	2/12/2021	12/31/2024	PBR HAWAII & ASSOCIATES, INC.	FLOOD VULNERABILITY ASSESSMENT- MOLOKAI, LANAI, HAWAII	ENGINEERING DIVISION MONITORING PROGRESS AND VERIFIES INVOICE FOR PAYMENT	Y	S
LNR810	P	116,128.00	M	120,000.00	3,872.00	1/30/2020	4/14/2020	12/31/2024	PBR HAWAII & ASSOCIATES, INC.	FLOOD VULNERABILITY ASSESSMENT REPORT FOR KAUAU, HAWAII	ENGINEERING DIVISION MONITORING PROGRESS AND VERIFIES INVOICE FOR PAYMENT	Y	S
LNR810	B	1,442.10	M	79,117.00	77,674.90	3/12/2020	12/1/2020	12/31/2026	PBR HAWAII & ASSOCIATES, INC.	ASSESSMENT OF FLOODPLAIN DEVELOPMENT & PERMITTING PROCESSES IMPACTING	ENGINEERING DIVISION MONITORING PROGRESS AND VERIFIES INVOICE FOR PAYMENT	Y	S
LNR810	B	-	M	85,000.00	85,000.00	3/12/2020	8/24/2020	12/31/2024	PBR HAWAII & ASSOCIATES, INC.	STATE NATIONAL FLOODPLAIN INS. PROGRAM(NFIP) COMPLIANCE & IMPLEMENTATION	ENGINEERING DIVISION MONITORING PROGRESS AND VERIFIES INVOICE FOR PAYMENT	Y	S
LNR810	B	11,992.33	M	99,655.00	87,662.67	3/15/2021	4/6/2021	12/31/2025	APPLIED WEATHER ASSOCIATES LLC	DAM SAFETY-PROBABLE MAXIMUM PRECIPITATION(PMP)STUDY F/ISLAND OF HAWAII	ENGINEERING DIVISION MONITORING PROGRESS AND VERIFIES INVOICE FOR PAYMENT	Y	S
LNR810	B	11,992.33	M	99,655.00	87,662.67	3/15/2021	4/6/2021	12/31/2025	APPLIED WEATHER ASSOCIATES LLC	DAM SAFETY-PROBABLE MAXIMUM PRECIPITATION(PMP)STUDY F/THE ISLAND OF MAUI	ENGINEERING DIVISION MONITORING PROGRESS AND VERIFIES INVOICE FOR PAYMENT	Y	S
LNR810	B	11,992.33	M	99,655.00	87,662.67	3/15/2021	4/6/2021	12/31/2025	APPLIED WEATHER ASSOCIATES LLC	DAM SAFETY-PROBABLE MAXIMUM PRECIPITATION(PMP)STUDY F/ISLAND OF OAHU	ENGINEERING DIVISION MONITORING PROGRESS AND VERIFIES INVOICE FOR PAYMENT	Y	S
LNR810	B	11,992.33	M	99,655.00	87,662.67	3/15/2021	4/6/2021	12/31/2025	APPLIED WEATHER ASSOCIATES LLC	DAM SAFETY-PROBABLE MAXIMUM PRECIPITATION(PMP)STUDY F/ISLAND OF KAUAU	ENGINEERING DIVISION MONITORING PROGRESS AND VERIFIES INVOICE FOR PAYMENT	Y	S

Department of Land and Natural Resources
Active Contracts as of December 1, 2021

Table 14

Prog ID	MOF	Amount	Frequency (M/A/O)	Max Value	Outstanding Balance	Date Executed	From	To	Entity	Contract Description	Explanation of How Contract is Monitored	POS Y/N	Category E/L/P/C/G/S/*
LNR810	B	9,169.40	M	74,910.00	65,740.60	3/15/2021	4/6/2021	12/31/2025	APPLIED WEATHER ASSOCIATES LLC	DAM SAFETY-PROBABLE MAXIMUM PRECIPITATION(PMP)STUDY F/MOLOKAI & LANAI	ENGINEERING DIVISION MONITORING PROGRESS AND VERIFIES INVOICE FOR PAYMENT	Y	S
LNR810	B	-	M	250,000.00	250,000.00	4/2/2021	4/15/2021	3/31/2026	UNIVERSITY OF HAWAII	RESERVOIR MONITORING STATION - YEAR 3 - JOB #DS-2021-02	ENGINEERING DIVISION MONITORING PROGRESS AND VERIFIES INVOICE FOR PAYMENT	Y	G/S
LNR810	B	-	M	71,824.38	71,824.38	9/16/2021	9/23/2021	12/31/2026	GANNETT FLEMING, INC.	DAM SAFETY PHASE 1 INSPECTIONS GROUP 1 STATEWIDE	ENGINEERING DIVISION MONITORING PROGRESS AND VERIFIES INVOICE FOR PAYMENT	Y	S
LNR906	A	64,563.10	M	79,768.80	15,205.70	1/27/2021	1/1/2021	1/31/2024	781/811 KOLU STREET, LLC	DAGS LEASE #75-23-0475 FOR KAHOOLOWE ISLAND RESERVE	KIRC STAFF REGULARLY MONITORS CONTRACT PERFORMANCE AND VERIFIES PROGRESS FOR PAYMENT.	N	L
LNR906	T	29,410.25	M	65,837.13	36,426.88	5/3/2021	5/1/2021	4/30/2022	HARMER RADIO & ELECTRONICS, INC	KAHO'OLAWE ISLAND RESERVE COMMUNICATIONS MGMT SVCS - IFB OPS21-COM01	KIRC STAFF REGULARLY MONITORS CONTRACT PERFORMANCE AND VERIFIES PROGRESS FOR PAYMENT.	Y	S
LNR906	T	211,822.23	M	453,695.78	241,873.55	5/3/2021	5/16/2021	5/15/2022	DAWSON SOLUTIONS LLC	KAO'OLAWE ISLAND BASE CAMP OPS-MANAGE BASE CAMP & FACILITIES	KIRC STAFF REGULARLY MONITORS CONTRACT PERFORMANCE AND VERIFIES PROGRESS FOR PAYMENT.	Y	S
LNR906	T	-	O	50,500.00	50,500.00	9/20/2021	9/20/2021	12/30/2022	WINDWARD AVIATION, INC.	REMOVING MARINE DEBRIS FROM KKANAPOU ON KAHOOLOWE	KIRC STAFF REGULARLY MONITORS CONTRACT PERFORMANCE AND VERIFIES PROGRESS FOR PAYMENT.	Y	S
LNR906	C	283,873.73	O	365,034.00	81,160.27	-	1/3/2011	12/31/2016	SITE ENGINEERING, INC.	DLNR FACILITIES ON OAHU/ADA BARRIER REMOVAL PROJ OAHU HI #G01CS00D.	ENGINEERING DIVISION PROCESSING CONTRACT CLOSE-OUT DOCUMENTS	Y	S
LNR404	A	6,500.00	M	7,500.00	1,000.00	11/1/2017	11/15/2017	11/15/2018	CENTER FOR TOMORROW'S LEADERS	WSAG17:WAI FOR HAWAII OPT TO EXTEND 2-6MOS	QUARTERLY OR MORE FREQUENT MEETINGS OR TELECONFERENCES; INVOICES COMPARED WITH SCOPE OF WORK, PAYMENT AND COMPENSATION SCHEDULE.	N	S
LNR404	A	36,186.50	M	74,293.00	38,106.50	11/1/2017	11/15/2017	11/15/2018	KA'ALA FARM, INC.	WSAG17:KAALA FARM INC. OPT TO EXTEND 2-6MOS	QUARTERLY OR MORE FREQUENT MEETINGS OR TELECONFERENCES; INVOICES COMPARED WITH SCOPE OF WORK, PAYMENT AND COMPENSATION SCHEDULE.	N	S
LNR810	A	187,069.25	M	589,523.00	402,453.75	4/2/2021	4/13/2021	12/31/2026	KAI HAWAII, INC.	LIHUE-KOLOA FOREST RESERVE-KEAHUA & QUEENSLAND LOW WATER CROSSING,LIHUE	ENGINEERING DIVISION MONITORING PROGRESS AND VERIFIES INVOICE FOR PAYMENT	Y	S

Department of Land and Natural Resources
Capital Improvements Program (CIP) Requests

Table 15

<u>Prog ID</u>	<u>Prog ID</u> <u>Priority</u>	<u>Dept- Wide</u> <u>Priority</u>	<u>Senate</u> <u>District</u>	<u>Rep.</u> <u>District</u>	<u>Project Title</u>	<u>MOF</u>	<u>FY22 \$\$\$</u>	<u>FY23 \$\$\$</u>
LNR407	1	1	-	-	WATERSHED PROTECTION AND INITIATIVES, STATEWIDE	C		\$ 4,000,000
LNR407	2	2	16	034	INSECTARY RENOVATION FOR MOSQUITO CONTROL PROGRAM, OAHU	C		\$ 100,000
LNR402	1	3	-	-	RADIO REPEATER/PATCH LINK INSTALL (4 UNITS), MAUI, MOLOKAI	C		\$ 100,000
LNR407	3	4	08	014	PORTABLE RADIO REPEATERS FOR NA PALI, KAUAI	C		\$ 50,000
LNR407	4	5	08	016	KUIA NATURAL AREA RESERVE RARE PLANT FENCE, KAUAI	C		\$ 40,000
LNR402	2	6	06	004	MAUNA KEA, HAWAII	C		\$ 200,000
LNR402	3	7	05	009	BASEYARD SECURITY FENCE, MAUI	C		\$ 120,000
LNR801	1	8	23	048	HEEIA KEA SMALL BOAT HARBOR WASTEWATER SYSTEM IMPROVEMENTS, KANEOHE, OAHU	C		\$ 3,000,000
LNR402	4	9	11	024	DOFAW OAHU BASEYARD IMPROVEMENTS, OAHU	C		\$ 500,000
LNR153	1	10	13	013	ANUENUE FISHERIES RESEARCH CENTER (AFRC) INFRASTRUCTURE UPGRADES, OAHU	C		\$ 2,000,000
LNR153	2	11	13	013	INFRASTRUCTURE UPGRADES FOR SUBCOMM LOT NEXT TO ANUENUE FISHERIES RESEARCH CENTER, OAHU	C		\$ 500,000
LNR801	2	12	04	007	KAWAIHAE NORTH SMALL BOAT HARBOR, HAWAII	C		\$ 500,000
LNR402	5	13	08	016	LEHUA FACILITIES RESTORATION, KAUAI	C		\$ 60,000
LNR801	3	14	15	030	KEEHI SMALL BOAT HARBOR BOAT RAMP LOADING DOCK REPAIR, OAHU	C		\$ 650,000
LNR407	5	15	07	013	PUU ALII MOLOKAI TREE SNAIL PREDATOR PROOF FENCES, MOLOKAI	C		\$ 300,000
LNR407	6	16	06	010	WEST MAUI TREE SNAIL PREDATOR PROOF FENCE, MAUI	C		\$ 150,000
LNR407	7	17	22	046	KOOLAU ENDANGERED TREE SNAIL PREDATOR PROOF FENCE, OAHU	C		\$ 150,000
LNR407	8	18	16	034	STORM-HARDEN WAIMANO BASEYARD, OAHU	C		\$ 50,000
LNR407	9	19	08	015	BASEYARD IMPROVEMENTS AT PUA LOKE BASEYARD, KAUAI	C		\$ 150,000

Department of Land and Natural Resources
Capital Improvements Program (CIP) Requests

Table 15

<u>Prog ID</u>	<u>Prog ID</u> <u>Priority</u>	<u>Dept- Wide</u> <u>Priority</u>	<u>Senate</u> <u>District</u>	<u>Rep.</u> <u>District</u>	<u>Project Title</u>	<u>MOF</u>	<u>FY22 \$\$\$</u>	<u>FY23 \$\$\$</u>
LNR402	6	20	01	003	KULANI WATER TANK RESERVOIR, HAWAII	C		\$ 240,000
LNR407	10	21	04	001	MAUNAKEA UAU AND SILVERSWORD FENCE, HAWAII	C		\$ 160,000
LNR407	11	22	21	044	KAALA BOARDWALK IMPROVEMENTS, OAHU	C		\$ 20,000
LNR101	1	23	12	22	WAIKIKI MASTER PLAN IMPROVEMENTS, OAHU	C		\$ 1,850,000
LNR101	1	23	12	22	WAIKIKI MASTER PLAN IMPROVEMENTS, OAHU	R		\$ 3,000,000
LNR101	1	23	12	22	WAIKIKI MASTER PLAN IMPROVEMENTS, OAHU	T		\$ 3,500,000
LNR101	2	24	01	002	HAWAII DISTRICT LAND OFFICE RENOVATION, HAWAII	B		\$ 3,000,000
LNR172	1	25	25	049	MAUNAWILI ACQUISITION, OAHU	C		\$ 1,650,000
LNR802	1	26	01	002	EAST HAWAII HISTORIC PRESERVATION CENTER, HAWAII	C		\$ 2,500,000
LNR404	1	27	-	-	DEEP MONITOR WELLS, STATEWIDE	C		\$ 2,000,000
LNR172	2	28	-	-	WAIMEA STATE TREE NURSERY AND MAUI DISTRICT NURSERY, STATEWIDE	C		\$ 500,000
LNR407	12	29	-	-	RARE PLANT NURSERY MODERNIZATION AND DISASTER PREPARATION, STATEWIDE	C		\$ 260,000
LNR402	7	30	04	007	QUARRY HAZARDOUS WASTE ASSESSMENT & CLEAN-UP, PUUWAAWAA FOREST RESERVE, HAWAII	C		\$ 200,000
LNR402	8	31	01	002	HILO OFFICE ROOF REPLACEMENT, HAWAII	C		\$ 185,000
LNR806	2	32	08	016	KOKEE/WAIMEA CANYON SP COMPLEX, KAUAI	C		\$ 1,500,000
LNR806	2	33	08	016	KOKEE/WAIMEA CANYON STATE PARK COMPLEX, KAUAI	C		\$ 1,500,000
LNR806	3	34	08	016	POLIHALE STATE PARK, KAUAI	C		\$ 2,165,000
LNR806	3	34	08	016	POLIHALE STATE PARK, KAUAI	N		\$ 350,000
LNR172	3	36	24	049	KANEOHE PALI ACQUISITION, OAHU	C		\$ 1,800,000

<u>Sub-Org Code</u>	<u>Name</u>	<u>Objective</u>
EA	Public Lands Management / Land Management Division	<p>The Land Division is responsible for overseeing approximately 1.3 million acres of public lands. The vast majority of these lands comprise ceded lands in that they were ceded to the United States by the Republic and returned upon admission as a state. Much of these lands have been set aside to other governmental agencies for such purposes as schools, parks, forest reserves and State or County office buildings. The land division also leases out a portion of these land to private parties for such purposes as agriculture, pasture, commercial, industrial, resort and renewable energy projects.</p> <p>The Office of Conservation and Coastal Lands (OCCL) is under LNR 101. The OCCL processes: Conservation District Use Permits (CDUP), prosecution of land use violations, resolution of shoreline encroachments, enactment of beach restoration projects (i.e. Waikiki Beach Improvements/Kaanapali Beach and Dune Enhancement), administration of contested cases involving Conservation District Use Permit's and shoreline certifications. OCCL provides information to landowners, decision makers and the general public regarding Conservation District matters. OCCL provides direction and guidance on a wide variety of coastal issues. This includes response to coastal erosion, coastal development setbacks, and beach nourishment. OCCL is in charge of the Hawaii Climate Adaptation Initiative (OP is Co-Chair) and is developing the State Sea Level Rise Vulnerability and Adaptation Report.</p> <p>The Legacy Land Conservation Program is also under LNR 101. The Legacy Land Conservation Program: Conducts a competitive, public process that awards grants from the Land Conservation Fund to state agencies, counties, and nonprofit land conservation organizations for the acquisition of lands that have resource value to the state; administers approved grants and review and approve due diligence for conservation transactions; monitors properties conserved, in perpetuity, to assure ongoing compliance with statutory requirements and contractual terms.</p>

Department of Land and Natural Resources
 Program ID Sub-Organizations

Table 17

<u>Sub-Org</u> <u>Code</u>	<u>Name</u>	<u>Objective</u>
BA	Conveyances and Recording / Conveyances Division	To serve and protect the public by providing for an accurate, timely and permanent system of recording, maintaining and preserving land title recordings and related documents and maps.
GA	Water and Land Development / Dowald- Water and Land Development	Promote economic development and enhance public welfare by developing water supplies and state lands, with priority given to state-sponsored projects. Investigate and develop traditional and alternative water sources to augment and conserve existing supplies while meeting the increasing demands of state-sponsored projects. Provide engineering services to other divisions of the Department and other state agencies to execute Capital Improvements Program (CIP) and/or operating, maintenance and repair projects. Effectively manage geothermal resources and its development to protect the health and safety, and to ensure continued viability of the resource for the future.
CB	Fisheries Management / Aquatic Resources Division	Manage the wise use of Hawaii's fishery resources and other aquatic life for Hawaii's people and its visitors by providing opportunities in freshwater and marine areas for fishing, diving, photography, or nature study, by providing opportunities and facilities for skill development, and by the implementation of effective resource management, appropriate regulatory frameworks, outreach, collaboration and the wise use of and the long-term sustainability of Hawaii's fishery resources. Coordinate with other resource management agencies in the management of fishery resources for the people of Hawaii.
DA	Forestry Resource Management & Development / Forestry Division	To strengthen the State's economic opportunities through forest resource management to improve and assist in the sustainable production of forest products and services from forest reserves and other public and private lands. To promote resource restoration and conservation through outreach and education.
CA	Ecosystem Protection and Restoration / Aquatic Resources Division	To preserve and enhance native and indigenous fish and other aquatic species and their habitats for Hawaii's people and its visitors through active protection, restoration, public information and education, and other effective management measures.

<u>Sub-Org Code</u>	<u>Name</u>	<u>Objective</u>
DA	Natural Resources and Fire Protection Program / Wildlife Section	Manage habitats to protect, maintain, and enhance the biological integrity of native ecosystems. Reduce the impacts of wildfires on native ecosystems and watersheds. Reduce the impacts of invasive species on native resources. Protect, maintain, and enhance native species populations, and recover threatened and endangered species.
DB	Natural Resources and Fire Protection Program / Wildlife Section	Promote outreach and foster partnerships to improve public understanding, responsibility, and participation in natural resource protection. Conduct monitoring and evaluation to guide the development of recovery and management plans, and ensure cost effective adaptive management of implementation actions.
GC	Water Resources / CWRM - Water Code	To set overall water conservation, quality and use policies, define reasonable and beneficial uses, protect ground and surface water resources, watersheds and natural stream environments, establish criteria for water use priorities while assuring appurtenant rights and existing correlative and riparian uses and establish procedures for protecting and managing Hawaii's water resources.
HB	Conservation and Resources Enforcement / Enforcement	To effectively uphold the laws that serve to protect, conserve and manage Hawaii's unique and limited natural, cultural and historic resources held in public trust for current and future generations of visitors and the people of Hawaii nei.
NA	Natural Area Reserves and Watershed Management / Native Ecosystem Section	To protect, restore, and enhance Hawaii's natural areas, forested watersheds, native ecosystems, unique native plant and animal species, and cultural and geological features for their inherent cultural, scientific, educational and economic values for the enrichment of present and future generations.
CH	Ocean-Based Recreation / Administration	To enrich the lives of people of all ages, both residents and visitors alike, by providing opportunities and facilities for developing skills and participating in both organized and non-organized ocean-based outdoor activities such as boating of all types, salt water fishing, surfing, sailboarding and diving, ocean swimming and other related activities of all types.

Department of Land and Natural Resources
 Program ID Sub-Organizations

Table 17

<u>Sub-Org Code</u>	<u>Name</u>	<u>Objective</u>
HP	Historic Preservation / Historical Preservation	To develop and maintain a comprehensive program of historic preservation to promote the use and conservation of historic properties for the education, inspiration, pleasure and enrichment of the citizens of Hawai'i.
DA	Forestry and Outdoor Recreation / Forest Recreation Section	To provide managed opportunities and facilities for the public to engage in multi-use outdoor recreation activities (hiking, biking, equestrian riding, off-highway vehicle use, hunting, and camping), while also providing access for resource management. To maintain and enhance a public hunting program to control animal damage in watershed areas, and to provide a source of food and outdoor recreation for the public. To document and inventory ownership of historic trails and old government roads for public use.
CB	District Resource Management / Aquatic Resources Division	Enriches the lives of people of all ages of the respective counties within the State of Hawaii by providing aquatic resource management at an appropriate level. Takes into account the differences between each County in Hawaii and consults with the appropriate moku on resource management.
FA	Parks Administration and Operations / State Parks Division	Maintain natural and cultural parks, facilities, and resources for current and future generations. Provide safe public access to state parks containing both sensitive natural resources and historic sites.
FI	Parks Administration and Operations / Park Interpretation	Educate the public in accessing sensitive resources and historic sites by developing interpretive programs, signage and providing public information. Expand the Interpretive Technician staff to educate and interact with the public for enrichment of experience and to improve safety and compliant behavior.
GD	Prevention of Natural Resources / Dowald-Flood Control and Dam Safety	Protect people, property, and natural resources from natural hazards through planning, management, mitigative efforts, and regulatory programs (including the National Flood Insurance Program - NFIP).
AA	LNR - Natural and Physical Environment / Departmental Administration - LNR	To enhance program effectiveness and efficiency by formulating policies, directing and coordinating operations and personnel, and providing other administrative and support services.

Department of Land and Natural Resources
Organization Changes

Table 18

<u>Year of Change</u> FY22/FY23	<u>Description of Change</u>
FY22	Extend budgeted exempt position 117517 not-to-exceed 06-30-22.
FY22	Redescribe position 10869 from Accountant V to Accountant VI effective 09-16-21.
FY22	Abolish position 11777 effective 07-02-21 per Act 88, SLH 2021.
FY22	Extend budgeted exempt position 122530 not-to-exceed 06-30-22.
FY22	Extend budgeted temporary civil service position 118972 not-to-exceed 06-30-22.
FY22	Abolish position 46747 effective 07-02-21 per Act 88, SLH 2021.
FY22	Extend budgeted temporary civil service position 120981 not-to-exceed 06-30-22.
FY22	Establish budgeted civil service positions 124108, 124110, 124111, 124112, 124113, 124114, 124115, 124116, 124117 effective 09-21-21 per Act 88, SLH 2021.
FY22	Abolish positions 27100, 33292, 33298, 45679, 50970, 52348, 52350, 122246, 122247, 122248 effective 07-02-21 per Act 88, SLH 2021.
FY22	Establish budgeted civil service positions 124120, 124121, 124122, 124123, 124124, 124125, 124126, 124127, 124128 effective 09-21-21 per Act 88, SLH 2021.
FY22	Abolish positions 2960, 5985, 39174, 48203, 52343, 118084, 122242, 122244, 122245 effective 07-02-21 per Act 88, SLH 2021.
FY22	Establish budgeted civil service positions 124118, 124119, 124120 effective 09-21-21 per Act 88, SLH 2021.
FY22	Abolish position 4686 effective 07-02-21 per Act 88, SLH 2021.
FY22	Establish budgeted civil service positions 124130, 124131, 124132, 124133, 124134, 124135, 124136, 124137, 124138 effective 09-21-21 per Act 88, SLH 2021.
FY22	Abolish positions 25899, 25890, 25894, 25898, 42112, 52341, 118064 effective 07-02-21 per Act 88, SLH 2021.
FY22	Abolish position 33987 effective 07-02-21 per Act 88, SLH 2021.
FY22	Extend budgeted temporary civil service position 109101 NTE 09-30-21.
FY22	Extend budgeted temporary civil service positions 116574, 122712 NTE 06-30-22.
FY22	Abolish position 35424 effective 07-02-21 per Act 88, SLH 2021.
FY22	Extend budgeted temporary civil service positions 122714, 116575 NTE 06-30-22.
FY22	Abolish position 24262 effective 07-02-21 per Act 88, SLH 2021.
FY22	Extend budgeted temporary civil service position 118250 NTE 06-30-22.
FY22	Abolish positions 121262, 122990 effective 07-02-21 per Act 88, SLH 2021.
FY22	Convert budgeted civil service positions 122076, 122708, 12131 from temporary to permanent effective 07-01-21 per Act 88, SLH 2021.

Department of Land and Natural Resources
Organization Changes

Table 18

<u>Year of Change</u> FY22/FY23	<u>Description of Change</u>
FY22	Redescribe position 52385 from Wildlife Biologist V to Natural Resources Management Specialist V effective 10-05-21.
FY22	Extend budgeted temporary civil service positions 122487, 122328, 122329, 122966 NTE 06-30-22.
FY22	Abolish position 122434 effective 07-02-21 per Act 88, SLH 2021.
FY22	Convert budgeted civil service positions 122307, 121490, 122330, 120863 from temporary to permanent effective 07-01-21 per Act 88, SLH 2021.
FY22	Extend budgeted temporary civil service position 122326 NTE 06-30-22.
FY22	Convert budgeted civil service position 119078 from temporary to permanent effective 07-01-21 per Act 88, SLH 2021.
FY22	Abolish positions 21434, 21441, 27059 effective 07-02-21 per Act 88, SLH 2021.
FY22	Convert budgeted civil service positions 120324, 120325, 121641, 121642, 122858, 122859, 122860, 122861 from temporary to permanent effective 07-01-21 per Act 88, SLH 2021.
FY22	Extend budgeted temporary civil service position 121624 NTE 06-30-22.
FY22	Abolish positions 122006 (T), 122327 (T) effective 07-02-21 per Act 88, SLH 2021.
FY22	Extend budgeted temporary civil service position 122501 NTE 09-30-21.
FY22	Abolish positions 52386, 121718 (T) effective 07-02-21 per Act 88, SLH 2021.
FY22	Convert budgeted civil service positions 122271, 122272, 122007 from temporary to permanent effective 07-01-21 per Act 88, SLH 2021.
FY22	Extend budgeted temporary civil service positions 122574, 122817, 122003, 122278, 122821 NTE 06-30-22.
FY22	Convert budgeted civil service positions 120729, 120730, 120765 from temporary to permanent effective 07-01-21 per Act 88, SLH 2021.
FY22	Extend budgeted temporary civil service positions 122488, 122836, 122243, 122857 NTE 06-30-22.
FY22	Abolish position 118337 effective 07-02-21 per Act 88, SLH 2021.
FY22	Abolish position 121102 effective 07-02-21 per Act 88, SLH 2021.
FY22	Abolish positions 117750, 122899, 117624 effective 07-02-21 per Act 88, SLH 2021.
FY22	Abolish position 122898 effective 07-02-21 per Act 88, SLH 2021.
FY22	Extend budgeted exempt positions 100377, 100378, 121283, 122938 NTE 06-30-22.
FY22	Extend budgeted exempt position 102055 NTE 06-30-22.
FY22	Abolish positions 38648, 48183 effective 07-02-21 per Act 88, SLH 2021.

Department of Land and Natural Resources
American Rescue Plan Act Fund Initiatives

Table 19

Prog ID	Amount Allotted	Budget for Personnel	Budget for OCE (Other Than Contracts)	Budget for Contracts	Dates of Initiative		Initiative Description	Appropriating Act or GOV	Is This A New Initiative Or An Enhancement To An Existing Initiative/Program
					From	To			
LNR 141	\$ 150,000	\$ -	\$ 7,500	\$ 142,500	5/11/2021	6/30/2022	Black Cinder Cone Quarry Site Survey, Island of Hawaii	Act 191, SLH 2021	New Initiative
LNR 153	\$ 1,000,000	\$ -	\$ -	\$ 1,000,000.00	5/11/2021	6/30/2023	Sea Urchin Hatchery Repair	Act 88, SLH 2021	Enhancement to an existing initiative/program
LNR 172	\$ 750,000	\$ -	\$ 104,340	\$ 645,660	5/11/2021	12/31/2022	State Tree Nursery	Act 192, SLH 2021	Enhancement to an existing initiative/program
LNR 402	\$ 995,000	\$ -	\$ 100,000	\$ 895,000	5/11/2021	12/31/2022	Rapid Ohia Death Response	Act 88, SLH 2021	Enhancement to an existing initiative/program
LNR 405	\$ 2,548,290	\$ -	\$ 2,548,290	\$ -	7/1/2021	6/30/2022	DOCARE Entry Level Training Academy Course of Instruction and new hire equipment issue support.	Act 88, SLH 2021	Enhancement to an existing initiative/program
LNR 407	\$ 5,000,000	\$ -	\$ -	\$ 5,000,000	5/11/2021	6/30/2023	Green Jobs Youth Corps Program	Act 181, SLH 2021	New Initiative
LNR 806	\$ 728,080	\$ -	\$ -	\$ 728,080	5/11/2021	6/30/2022	Coronavirus State fiscal Recovery Fund - Negative economic impact Enhancement to providing contracted Maui County lifeguards at Makena State Park	Act 88, SLH 2021	Enhancement to an existing initiative/program
	\$ 11,171,370	\$ -	\$ 2,760,130	\$ 8,411,240					