

**SENATE COMMITTEE ON WAYS AND MEANS
HOUSE COMMITTEE ON FINANCE
DEPARTMENT OF LAND AND NATURAL RESOURCES
FOR FISCAL YEAR 2017 SUPPLEMENTAL BUDGET REQUEST**

January 13, 2016

OVERVIEW

A. Mission Statement

The Department of Land and Natural Resources' (DLNR) mission is to enhance, protect, conserve, and manage Hawaii's unique and limited natural, cultural and historic resources held in public trust for current and future generations of the people of Hawaii nei, and its visitors, in partnership with others from the public and private sectors.

DLNR is responsible for managing or overseeing:

- 1.3 million acres of Hawaii's public lands
- 3 million acres of state ocean waters (including all fisheries, coral reefs, small boat facilities, and ocean recreation)
- All fresh water resources (including more than 376 streams and habitat and all ground water)
- Historic and cultural sites
- Forests and watersheds
- Public beaches
- State parks
- Regulation of dams and reservoirs
- Rockfall mitigation (on public lands)
- Endangered species protection
- Invasive species control
- Regulating 3 million acres of land in the Conservation District

DLNR also works in partnership with federal, county, and other state agencies to carry out its mission. To meet our enormous kuleana, the Department has an overarching initiative to ensure the sustainability of Hawaii's valued natural resources, consistent with the Aloha+ Challenge initiatives.

B. How current statewide conditions have affected DLNR's operations and the ability to meet goals. Notable measures, expected outcomes, and recent results.

2016 brings an unprecedented opportunity to showcase Hawaii's natural resource stewardship to the world, with the International Union for the Conservation of Nature (IUCN) World Conservation Congress, the "Olympics" of conservation, being held in Hawaii in September 2016. This is the first time that the event is being held in the United States, and it is expected to draw over 8,000 visitors to our islands. This is Hawaii's chance to show and exchange ideas

on how we step up to the challenges of invasive species, fire, protecting endangered species, managing for climate change, and restoring our forests and fisheries.

The broadly embraced Aloha+ Challenge lays out the framework for sustainability in Hawaii. It sets forth our natural resource management model to showcase at the World Conservation Congress. A healthy environment is the foundation of resilience, connected to all paths to sustainability, and at the core of DLNR's kuleana of natural resource management mauka to makai: native forested watersheds, stream and reef protection and responsible use; water production, distribution and quality; fisheries restoration; and related clean energy, food security, waste management, smart sustainable communities, and the promotion of green jobs. This is our opportunity to step up to our challenge in front of a global arena.

2015 brought significant transitions to DLNR. The Ige Administration brought new leadership to the Department as a new Chair, First Deputy and Water Deputy were appointed. In the first 8 months of the year, 5 of the Department's 10 divisions experienced a change in leadership due to planned retirements and voluntary departures. This situation brought challenges of managing during transitions, but also the opportunity to bring a fresh outlook on Department governance in such areas as divisions' fiscal management and goal prioritization.

As part of the broader Ige Administration our goal at DLNR is threefold: to fulfill our kuleana in stewarding Hawaii's public trust resources, to do it effectively and efficiently with good governance, and to do it inclusively.

New environmental threats and social challenges have emerged which require unanticipated resources from the Department:

- The alarming spread of Rapid Ohia Death on Hawaii Island requires an acceleration of research and public outreach.
- Unprecedented coral bleaching across the Hawaiian Islands calls for new strategic planning for resilience of Hawaii's coral reefs.
- Homelessness statewide includes homeless encampments in State parks, forests, harbors and unencumbered lands, putting a strain on comfort stations and other infrastructure, water use, waste disposal actions, and enforcement.
- Climate change globally reinforces the need for long-range sea level rise planning. DLNR's Office of Conservation and Coastal Lands (OCCL) is implementing the Hawaii Climate Adaptation Initiative Act (Act 83, 2014) to address the effects of climate change to protect the State's economy, health, environment, and way of life.
 - OCCL has established an Interagency Climate Adaptation Committee (ICAC) under DLNR, with the Hawaii Office of Planning (OP), to develop a Sea Level Rise Vulnerability and Adaptation Report (SLR Report) that addresses sea level rise impacts statewide.
 - OCCL is hosting a Sea Level Rise Vulnerability and Adaptation Workshop in February to improve public outreach and participation in Hawaii's climate initiatives.

- It's been a wet fall, but the El Niño weather pattern that brought rain is now predicted to bring us drought over the next six months. *Ola I Ka Wai* -- Water is life. We've made significant progress in the State Water Plan and water reporting statewide, updated Hawaii's Rainfall Atlas, reviewed water-energy opportunities, analyzed evapotranspiration and recharge in healthy native forests versus invasive species dominated forests. But the lack of low-flow data for streams and deep monitoring wells in aquifers prevents meaningful statewide resolution of issues in allocating our precious fresh water. We must protect instream environments, traditional and customary rights, domestic uses and other public trust priorities, and promote reasonable and beneficial additional uses of water. DLNR cannot do this until we know how much water we have. We are committed to working through these decades-old disputes with real information on which to base fair decisions.

New statewide initiatives take form in DLNR responsibilities:

- Hawaii's Clean Energy Initiative brings a focus on development of geothermal energy as part of the state's comprehensive energy goals. To address the anticipated increased interest in the development of geothermal resources, the Engineering Division is in the process of filling several key staff positions to manage and regulate geothermal resources to protect public health and safety and to ensure the viability of the resource for future generations.
- Consistent with statewide efforts to streamline governance, foster greater public engagement, and to implement 2015 legislation streamlining the permit process for the restoration and repair of Hawaiian fishponds, OCCL established the Loko I'a Project in partnership with the Army Corps of Engineers and other federal and state agencies. OCCL also developed a Permit Application Guidebook to help cultural practitioners, landowners and community groups navigate a new streamlined application process for Hawaiian fishpond revitalization.
- A healthy tourism industry for Hawaii relies on iconic beaches.
 - OCCL is engaged in major beach management and restoration efforts statewide. An environmental impact statement (EIS) has been initiated to restore sand at Ka'anapali Beach. OCCL completed a draft environmental assessment (DEA) to replace the Royal Hawaiian Groin at Waikiki Beach, and Transient Accommodation Tax funds were appropriated to initiate a major project to conduct beach improvements at Waikiki Beach.
 - OCCL is continuing to reduce the impact of shoreline vegetation encroachments on our beaches pursuant to Chapter 115, Hawaii Revised Statutes. In 2015, OCCL focused attention on East Honolulu (Hawaii Kai to Diamond Head) where encroaching vegetation has severely reduced beach access. Notices were sent to over 100 shoreline property owners asking them to cut back their encroaching vegetation. Compliance rates have been very high.

- Residents and tourists alike place extraordinary high value in protecting Hawaii's most special places.
 - In October, the State closed on the Turtle Bay acquisition, ending decades of community strife and preserving beautiful Oahu coastline in perpetuity.
 - In FY15, the Legacy Land Conservation Program, supported by the Land Conservation Fund, awarded funding to six projects that will protect 5,990 acres. Most recently, the Kaiholena South and Kuamo'o projects closed, protecting important cultural resources in North Kohala and Kona, Hawaii Island. Other lands protected through the Legacy Land Conservation Program over the last several years included native forests, agricultural lands, fishponds, coastal areas, historical and cultural sites in Kona, Kohala, central Oahu at Helemano, Hamakua Marsh and others. Since the Program's inception, over 23,000 acres of the public's most treasured sites have been protected in perpetuity on all islands, with State funds leveraged significantly with federal, county and private dollars.

A healthy and stable economy required some measure of increased stewardship effort while bringing economic stability for some of DLNR's operations:

- The currently robust tourism patronage in Hawaii continues to place increased management burdens on State Parks facilities statewide and makes it more challenging for DLNR to sustain a quality level of service and maintenance at high visitation parks. There are various park features across the island chain that are being dramatically impacted by the visitor industry and in some locations exacerbated by the commensurate off-site and illicit commercial interests, unauthorized public uses, and the homeless issue that service this increase in park patronage. Enhanced enforcement and increased on-site staff is a targeted future solution.
- Social media marketing of recreational opportunities in closed areas and unencumbered lands lead the public into dangerous and disruptive situations that DLNR must deal with from a regulatory and enforcement perspective, as well as increasing the burden on county rescue services.
- Two iconic and heavily visited parks: Kealahou Bay State Historical Park, Hawaii and the Haena State Park, Kauai are currently undergoing the preparation of master plans and EIS with community input.
- In FY16, expansion in the local construction sector continued to require increased review by the State Historic Preservation Division. Project reports, submittals and permits reviewed by the Division increased by approximately 14% to 5,925, while the number of burial sites recorded totaled 320. However, fee revenue remained flat at \$75,683.59 in FY15 compared to \$75,540 in FY14.
- In the Bureau of Conveyances, recordings have remained flat for FY16 which offers equivalent revenues to FY15. Mortgage recordings and timeshare deeds have increased by 5% over FY15. Deeds and apartment deeds have declined by 6% over FY15.
- Land Division leases and disposition reports show negligible impacts from the economy.

- The low unemployment rate statewide (around 3%) has impacted DLNR's ability to compete for staffing to fill vacant positions. The Department also had difficulty attracting qualified applicants for vacancies including both professional and UPW positions.

FEDERAL FUNDS

C. Federal Funds: Identify programs that have lost or are at risk of losing federal funds and identify them by federal award title and CFDA number. Discuss the impact to the public and your planned response, including efforts to supplant any federal fund reductions for the current year (FY16) and upcoming year (FY17) with other funds.

- Legacy Land Conservation Program
The Legacy Land Conservation Program historically has matched state funds with other funds on a 1:2 ratio. If Land Conservation Funds decrease, fewer federal awards will be granted to Hawaii due to the limited availability of state match funds.
- Hawaiian Islands Humpback Whale Sanctuary and Papahānaumokuākea Marine National Monument
Continued federal cuts to State programs for the Hawaiian Islands Humpback Whale National Marine Sanctuary (Sanctuary) and the Papahānaumokuākea Marine National Monument (Monument) meant that the State lost coordinated and regular representation in the management of the Sanctuary and may lose coordinated and regular representation in the management of state responsibility in the Monument. DLNR's proposed budget includes permanent general fund requests for State Co-Manager positions for both the Sanctuary and Monument, which is necessary for stable state representation to fulfill the State's management responsibility.

After steep declines in funding beginning in 2012, federal funding was eliminated altogether for the State's Sanctuary Program during the current federal fiscal year (10/1/15-9/30/16). Federal funds for the State's management efforts relating to the Monument took a major decline between 2012 and 2013 and have not recovered since. DLNR received just under \$100,000 for each of the last three (3) years. The average yearly funding from 2006 through 2011 (just prior to the major decline) is \$314,555. The current yearly award of around \$100,000 is less than 1/3 of the prior yearly average.

- State Historic Preservation Division
The State Historic Preservation Division continues to acknowledge full responsibility for its activities and is working hard at demonstrating its capacity to carry out the federally-mandated functions of a State Historic Preservation Office under the National Park Service (NPS), Corrective Action Plan II. It has worked at meeting its obligations under the National Historic Preservation Act (NHPA) in order to avoid the loss of grant funds and the removal of Hawaii's approved program status that would negatively impact the

economy of the State. As a result, the Division is continuing its work on fulfilling the last element of the NPS Corrective Action Plans II, which involves the development and installation of a new Integrated Information Management System (IIMS). The Division has obtained funding from the 2015 Legislature to initiate a business analysis and development of a new IIMS, and is working on additional funding from the 2016 Legislature. The completion and installation of the new IIMS will allow NPS to release the Division from the “high risk” status and supplant any federal fund reductions in FY16, FY17, and FY18.

BUDGET REQUEST

D. Explain the process used to develop DLNR’s budget and prioritize requests for budget changes.

Each DLNR division undergoes its own budget review and prioritization in accordance with statutory mandates that guide its vision, mission, goals and objectives to manage resources for the benefit of the public and to protect the resources and the public. Implementation plans are also established which outline short-term benchmarks and deliverables, and long-term targets.

These results are combined into an overall DLNR budget review and prioritization. The programs consider the major initiatives in progress and planned for upcoming budget cycles and prepare requests for operational and capital funding to support the initiation and/or sustenance of those initiatives and core programs.

Requests are prioritized by considering the scope of potential impacts in serving the citizens of the State of Hawaii and what potential risks and delays may result in not receiving funds by certain time periods and what alternatives are available.

For revenue-generating divisions, management teams review expected revenues and needs to establish a sustainable base budget for operations. They assess needs for special fund ceiling requests. Priorities are established to meet minimum standards of operation, including salaries and the fringe benefit assessment, IT system and hardware maintenance and replacement, and preservation of records expenses.

E. Identify and discuss significant adjustments contained in the budget request submitted to the legislature. Explain and quantify how significant requests for additional funds are expected to affect outcomes.

Land Division (LNR 101)

DLNR is requesting \$45,180 in special funds for an additional Land Agent position for the Maui District Land Office. The position is an integral part of the Department's resource management plan and is essential to successfully carrying out the Department's efforts to improve and manage the State's natural and cultural resources encompassing 130,000 acres of land use

responsibilities within Maui District. The Maui District Land Office staff count has not changed since 1959 despite the significant growth in population and increase in tourism.

DLNR is requesting the conversion of a Shoreline Disposition Specialist from temporary to permanent. The Shoreline Disposition Specialist position is integral to the Department's efforts to manage the state's 750 miles of coastline (the fourth longest in the country). The Department anticipates shoreline encroachment cases will continue to grow in view of the global warming and the rise of sea level. This position is responsible for conducting extensive research, comprehending and interpreting multiple legal sources (e.g., federal and state statutes and administrative rules, case law, etc.), and thoroughly reviewing due diligence documents pertaining to shoreline easements. In addition to dealing with the disposition of shoreline encroachment cases, which included placing new request on the Board of Land and Natural Resources agenda and follow-up on outstanding cases, the position is also involved in shoreline certification process, short term use of shoreline area, and management of the shoreline easement (consent to mortgage).

DLNR is also requesting an increase of \$3,000,000 in the Special Land and Development Fund expenditure ceiling to accommodate the deposit of \$3M in Transient Accommodation Tax (TAT) revenues. Act 117, Session Laws of Hawaii (SLH) 2015 provided DLNR with \$3,000,000 from the TAT. Starting in FY17, Act 117 allocates \$3,000,000 from the TAT to the Special Land and Development Fund to be expended in accordance with the Hawaii Tourism Authority Strategic Plan. The funds will be distributed to various DLNR divisions in accordance with the Act.

Land Legacy Program (LNR 101)

Act 84, SLH 2015, capped the transfer of conveyance tax revenues to the Land Conservation Fund at \$6.8M, or 10% of the revenues, whichever is less. The Land Conservation Fund is anticipated to reach its cap at \$6.8M in both FY16 and FY17. Thus, DLNR recommends that the spending ceiling imposed on the Land Conservation Fund for FY17 equal \$6.8M, which would allow this program to support land acquisition projects to the level that the Legislature has set its cap. This ceiling increase would help keep funding availability for projects steady while the Land Conservation Fund supports debt service for the Turtle Bay Conservation Easement Special Fund, pursuant to Act 121, SLH 2015, which is an approximately \$1.5M per year impact on the program.

With the proposed ceiling increase of \$1.7M, the Legacy Land Conservation Program anticipates that will bring in an additional \$3.4M of non-state funding for land conservation, based on historical match rates for the program. That ceiling increase will expand the program by a third, greatly increasing the resource protection and public benefits provided.

Office of Conservation and Coastal Lands (LNR 101)

DLNR is anticipated to receive approximately \$600,000 of the \$3,000,000 of TAT revenues, by way of Act 117, SLH 2015, for beach restoration projects and coastal studies to protect beaches and coastal areas. The ceiling of the Beach Restoration Special Fund needs to be raised to \$1,000,000 in order to provide greater flexibility, efficiency, and effectiveness in providing

program deliverables. DLNR's Coastal Lands Program, which is responsible for the protection of the State's coastal lands and beaches, is taking actions to protect the State's beaches from erosion damages due to improper shoreline development and sea level rise (SLR). This will require a multifaceted program that promotes a range of adaptation measures including, but not limited to, beach restoration, regulatory approaches to beach protection, and beach protection policies. Plans will have to be developed to identify the most vulnerable beaches and shorelines, and criteria will have to be developed for where to focus limited resources - e.g., Waikiki Beach, Ka'anapali, Poipu, Kailua, etc. These efforts will also assist coastal communities and state and county agencies to improve shoreline management and adapt to threats resulting from sea level rise.

DLNR is also requesting the conversion of a Coastal Lands Program Specialist from temporary to permanent. Recent studies by researchers at University of Hawaii and the United States Geological Survey find the majority, or 70%, of Hawaii's beaches are chronically eroding. Over 13 miles of Hawaii beaches were completely lost to erosion over the past century, nearly all of which were fronting seawalls or other coastal armoring. When beaches erode, shoreline access is lost, recreation and cultural activities are limited, coastal habitat is impacted, and our visitor economy suffers. The State must facilitate conservation and restoration of our public beach resources if our community wishes to maintain this invaluable resource for generations to come. Shoreline erosion coupled with accelerated sea level rise threatens our precious shorelines including our beaches and coastal communities. The position assists DLNR with its plans, programs, and regulatory burdens to address shoreline management challenges throughout the State, by helping to develop sea level rise adaptation strategies and erosion management alternatives, such as beach restoration, shoreline retreat, coastal lands acquisition, and more strategies, as well as processing permit actions to facilitate various management actions. The position provides information to the public regarding coastal hazards, such as erosion, flooding, and sea level rise. More importantly, the position provides technical assistance to government and private entities to better manage shoreline hazards and protect communities and beaches.

Division of Aquatic Resources (LNR 401)

DLNR is requesting a change in the means of financing from federal funds to general funds and from temporary to permanent for the State Co-Manager positions for the Hawaiian Island Humpback Whale National Marine Sanctuary and the Papahānaumokuākea Marine National Monument. Federal cuts have resulted in the elimination of funding to support the local Sanctuary program and a decline in funding for the local Monument program. These funding cuts have resulted in the loss of the State Co-Manager position for the Sanctuary and therefore the loss of coordinated and regular state representation for the Sanctuary. Future funding cuts may result in the same for the Monument.

DLNR is requesting a new Aquatic Biologist IV position to monitor protected species such as the Hawaiian monk seal, humpback whale, false killer whale, and marine sea turtles because these species have become the focus of marine resource management issues in Hawaii. The Division has no dedicated staff biologist with the expertise to evaluate proposed actions by the National

Oceanic and Atmospheric Administration (NOAA) or to inform and support state management of these critical state resources. This includes the range of actions by NOAA to designate species as threatened or endangered under the Endangered Species Act (ESA), designate critical habitat under the ESA, and various other management actions under the ESA and the Marine Mammal Protection Act.

In addition, DLNR is requesting the conversion of an Accountant IV position and six Aquatic Invasive Species (AIS) positions (Aquatic Biologist IV, Aquatic Biologist III, and four Fishery Technicians IV) from temporary to permanent. DLNR has experienced difficulty in recruiting qualified applicants to these positions due to the State's low unemployment and with the AIS positions it is because the fight to eradicate, control, and manage aquatic invasive species is an unfortunately never ending task and therefore permanent staff is needed.

Commission on Water Resource Management (LNR 404)

DLNR is requesting additional funding to undertake the 2nd phase of the two-phase StreamStats (\$1,500,000) Study. The objective of this study on low-flow characteristics of streams is to: A) Estimate selected natural low-flow duration discharges for streams with existing streamflow data at gaged sites; and B) Develop methods to estimate selected natural low-flow duration discharges for streams with ungaged sites. Phase 1 of the Study is completed and involved data compilation and computation of low-flow duration discharges for gaged streams. Phase 2 will include development of regional regression equations for low-flow duration discharges at ungaged sites and the implementation of the web-based StreamStats application that allows users to easily obtain streamflow statistics and drainage basin characteristics for user-selected sites along unregulated streams. The results of the Study will assist DLNR in quantifying and understanding the availability of surface water in watersheds to better manage the State's surface water resources. This tool will assist in evaluating Instream Flow Standards for streams statewide. The total estimated cost to complete Phase 2 is \$1,968,000, of which the federal government (United States Geological Survey) will contribute \$468,000 and DLNR is to contribute the remaining \$1,500,000. There are numerous other agencies that will benefit from this study, and the Commission is requesting the full non-federal cost-share on behalf of these other beneficiary agencies.

Division of Forestry and Wildlife (LNR 402, LNR 407, LNR 804, LNR 172)

The International Union for the Conservation of Nature (IUCN), the world's oldest and largest global environmental network, holds a conference every four years and encourages member organizations to improve their management of the natural and cultural environment for human, social and economic well-being. The Conference hosts approximately 8,000 delegates from around the world for a ten-day event to discuss, debate, and decide on environmental and development issues and policy. IUCN's mission is to influence, encourage, and assist societies throughout the World to conserve the integrity and diversity of nature and to ensure that any use of natural and cultural resources is equitable and ecologically sustainable. IUCN helps the World find pragmatic solutions to our most pressing environment and development challenges, and brings together governments, non-governmental organizations, United Nations agencies, companies, and local communities to develop and implement policy, laws, and best practices.

This request is for \$4,000,000 to support Hawaii in hosting the 2016 IUCN World Conservation Congress.

The Aloha+ Challenge is a joint commitment to a culture of sustainability with measurable 2030 targets for clean energy, natural resource management, local food production, green jobs creation, waste reduction, and smart growth. In conjunction, DLNR is seeking funding to meet the natural resource management goals of the Aloha+ Challenge, including reversing the trend of natural resource loss mauka to makai by increasing watershed protection, community-based marine management, invasive species prevention and control, and restoration of native species.

- Wildfire Contingency Fund (\$800,000)
Funds needed per year for DLNR to respond to wildland fires on state lands. Section 185-4, HRS, describes the establishment of a firefighter's contingency fund into which "shall be made appropriations from the legislature" for "all expenses incurred in controlling or extinguishing a fire." The requested amount is based on an analysis of recent costs including salary and operations incurred by the agency for controlling wildland fires in Hawaii, which are trending upward with climate change and other factors. DLNR currently assists federal, state, and county agencies, including civil defense to respond and keep situations from escalating.
- Na Ala Hele (\$450,000)
This request implements the Aloha+ Challenge by connecting residents and visitors with the natural environment. Funding will enhance the State's trail and access system, by improving trails, establishing access to landlocked public lands, acquiring new public lands, and creating agreements to allow public use on private land. This request will also enhance public hunting opportunities by establishing new hunting areas and improving access to existing areas. Hawaii's trails and public lands are iconic visitor destinations, contributing to the State's economy, and offering healthy outdoor activities for the public.
- Kawainui Restoration Project (\$150,000)
Kawainui Marsh is the largest freshwater wetland in the state, and home of four species of native Hawaiian waterbirds. It is also a crucial flood control area with a 1.3 mile levee that protects the residential community of Kailua, Oahu. Failure to fund management of the marsh would threaten endangered species habitat and the maintenance of the Kawainui flood control level.
- Kure Atoll Management (\$150,000)
Kure Atoll is located 1200 miles from Oahu at the end of the Northwest Hawaiian Island chain. It is home to 16 species of seabirds and the endangered Hawaiian monk seal. The Kure Atoll field camp supports researchers from around the world, and is crucial to the protection and management of a wide array of terrestrial and marine trust species. The area is currently contaminated with PCB laden soil. These funds would leverage an

approximately 1 to 3 match of federal grant funds which support island restoration (invasive removal/native plant restoration and propagation), wildlife management, marine debris removal, and the logistics to operate this remote sanctuary. Expenses for these funds include field station staff and volunteers, transportation, camp supplies, training opportunities, and the development of a native plant nursery.

- Endangered Species (\$450,000)
This request will provide capacity to manage endangered species initiatives for which federal grants are available to match. DLNR's Wildlife Program is mandated under Section 195D-4, HRS, to assure the protection and recovery of Hawaii's endangered waterbirds and wetlands as well as the habitats on which they depend. Our capacity to carry out this mandate is limited due to a shortage of professional and worker level staff, equipment and operational funds. Specific programs, such as the Alala and the Kiwikiu (Maui Parrotbill) captive breeding and release programs, currently depend on dwindling federal and private funding. Increased public funding is necessary to assure the continued success of these and other projects.

The following are requested changes in the means of financing (MOF) to accommodate alternative funding sources:

- LNR 402 for 1.5 positions from Trust to Other Federal Funds (\$121,670).
- LNR 402 for 2 positions from Other Federal Funds to Federal Funds (\$144,096).
- LNR 402 for 1 position from Other Federal Funds to Trust Funds (\$72,048).

The following requests are for expenditure ceiling adjustments:

- Increase expenditure ceiling in LNR 172 Forest Stewardship Fund to account for expected increases in the sale of forest products (\$500,000).
- Increase expenditure ceiling in LNR 402 Other Federal Funds (\$138,240) due to anticipated increase in Competitive/Non-recurring Federal Awards for FY17.
- Increase expenditure ceiling in LNR 804 Federal Funds (\$226,878) due to anticipated increase in Competitive/Non-recurring Federal Awards for FY17.

DLNR requests \$80,000 to purchase a Skidsteer tractor which is needed to respond to emergencies (rock and mudslides, hazard tree fall), clear and maintain trails and forest reserve roads, clear and maintain brush for fuel reduction and tree planting projects, and to support maintenance and repair of forestry campgrounds.

DLNR also requests \$470,000 to purchase eleven (11) motor vehicles (Oahu- 1 4WD 1/2 Ton Pickup Truck, 2 4WD F150 Pickup Truck; Hawaii - 1 4wd Pickup Truck & 1 F350 Pickup Truck; Maui - 1 F350 Pickup Truck & 2 F150 Pickup Truck; Kauai - 1 4wd 1/2 Ton Pickup Truck, 2 4wd Pickup Truck) to replace aging vehicles for the Na Ala Hele and Game Management programs statewide. Vehicles requested are to be shared by the respective baseyard staff for various purposes within and between the different Division programs, including trails and access, game management, wildlife, forestry, and watershed management, and for fire and emergency response.

DLNR requests \$735,000 to purchase equipment (Oahu - 1 Tractor/Mower; Hawaii - 1 Tractor Flail Mower; Maui - 1 Tilting Trailer & 1 Mini Excavator; Kauai - 1 tractor Mower & 1 Mini Excavator) to be used for construction of new trails, access roads, and recreational game management.

Division of Conservation and Resources Enforcement (LNR 405)

DLNR is requesting \$500,000 in general funds to restore the Division of Conservation and Resources Enforcement's (DOCARE) budget for personal services, current expenses, equipment and motor vehicles to carry out essential program functions.

The current operating budget is not sufficient to cover the costs associated with patrol and enforcement of natural, cultural and historic resources throughout the State. DOCARE relies on its vehicle and vessel fleet to perform core functions. Costs of maintaining an aging vehicle/vessel fleet require more funding than is currently available. In addition, current funds for utilities, including telecommunications, and equipment lease rental do not cover expenses even after restrictions and reductions have been made in the use of these items. Additional funding will also provide the means to fund the personal services, current expenses, equipment, and motor vehicle costs for Conservation and Resources Enforcement Officer (CREO) positions that are newly hired and/or are currently in recruitment.

Additionally, a CREO's primary responsibility is enforcement of the State of Hawaii's natural, cultural and historic resources ensuring public safety for local residents and visitors. However, due to DOCARE's specialized capabilities, the Division has seen an increase in requests for enforcement assistance and has been tasked with extended internal law enforcement operations such as atop Mauna Kea, extended operations in support of other state and federal government agencies including Presidential protection, security of federal government officials, the enforcement of maritime security zones, as well as support for natural disaster responses to tsunamis, hurricanes and other hazards. These tasks have proven to be costly, substantially depleting DOCARE's operational funding and are often provided without reimbursement. Lastly, DOCARE relies on its vehicle and vessel fleet to perform core program enforcement functions. High fuel costs and the costs of maintaining and repairing an aging vehicle/vessel fleet require more funding than is currently available. In addition, expenditures for utilities, telecommunications, and general operating expenses continue to rise well above the capacity of the division's operations budget, even after internal restriction and reduction measures have been taken to decrease operating expenses.

DOCARE is also requesting to increase the DOCARE Special Fund expenditure ceiling by \$550,000 to accommodate a portion of the \$3,000,000 of TAT revenues received pursuant to Act 117, SLH 2015. This ceiling increase will provide the capability for DOCARE to receive the funds which will be used to support equipment purchases to support statewide beach protection efforts.

State Historic Preservation Division (LNR 802)

DLNR is requesting \$70,000 for 30 licenses and technical support for a Timesheet and Certification system in order to sustain its current compliance under the National Park Service (NPS), Corrective Action Plan and to resolve the findings of FY 2010-2013 State Historic Preservation Division (SHPD) Single Audit Report. This is an extremely cost effective solution for SHPD as it is being included under a system application that was developed for and currently in use by another division in DLNR to meet similar requirements.

DLNR is requesting \$200,000 to supplement the ongoing development and installation of an Integrated Information Management System (IIMS) which is intended to connect various silo-ed datasets into a centralized environment allowing users to be able to efficiently identify information, while insuring transparency to better inform clients on the status of their projects. Accordingly, the completion and installation of the new IIMS will allow NPS to release SHPD from the "high risk" status and supplant any federal fund reductions in FY16, FY17, and FY18.

DLNR is also requesting \$149,420 for six new positions, including: three archaeologists, one burial specialist, and two office assistants, and related equipment. These new positions are critical for the Division to properly support the State Historic Preservation Plan in preserving and protecting the valuable historic and cultural sites of the State as mandated by Chapter 6E, HRS, and the National Historic Preservation Act, Section 106, as well as meeting the demands placed on SHPD by the increased volume of development projects, commercial building permits, and agency submittals.

Finally, DLNR is requesting \$100,000 to supplement the ongoing digitization of all records, reports, and files as part of its information technology data management plan to continue to compile legacy information into the proper electronic format and store it in a centralized database as part of IIMS.

Division of State Parks (LNR 806)

DLNR requests an increase in the State Parks Special Fund expenditure ceiling by \$1,450,000 to accommodate the transfer of a portion of the \$3,000,000 of TAT revenues deposited into the Special Land and Development Fund, by way of Act 117, SLH 2015, for the expenditure to offset the impacts and management cost to Hawaii's State parks.

In addition, DLNR is requesting the conversion of 4 temporary Park Interpretive Technicians and Specialists positions to permanent on the islands of Hawaii, Kauai and Oahu that provide essential interpretive and park visitor services and assist with key resource management program activities and recruit and oversee volunteer projects.

Administration (LNR 906)

DLNR requests general funds in the amount of \$228,750 to fund the annual licenses for Office 365, and the Executive Director position for the Aha Moku Advisory Committee (.50). Special funds in the amount of \$197,600 is also requested to support positions such as DLNR's Senior Communications Manager and Communications and Video Conference Assistant. Lastly,

\$87,514 in trust funds is requested to cover the other half of the Aha Moku Advisory Committee Executive Director position and the program's operating expenses.

Please refer to Table 6 for a detailed description of all proposed budget additions.

CAPITAL IMPROVEMENT PROGRAM (CIP) PROJECTS BUDGET

DLNR is requesting \$27,800,000 in FY17 for its capital improvement projects budget.

Please refer to Table 22, for a detailed description of all CIP projects request.

Department of Land and Natural Resources
 Prioritized List of Functions

Table 1

| Priority | Description of Function | Activities | Prog ID(s) | Statutory Reference |
|--|---|---|------------|---------------------------|
| Public Lands Management - LNR 101 | | | | |
| 1 | To ensure the effective and efficient use of public lands in ways that will fulfill the public land trust obligations and promote the sustained social, environmental and economical well-being of Hawaii's people, including planning for the use of and developing State lands, leasing lands for agricultural, commercial, industrial renewable energy, and resort purposes; issuing revocable permits and easements, taking inventory of and managing public lands, and ensuring the availability of lands for public purposes. | Land Division is tasked with the disposition of State lands through fee sale, lease, permit, grant-of-easement, license, executive order or other types of dispositions, and acquisition of private lands and lands owned by other government entities that are required by the State agencies through negotiation, condemnation or land exchange. Lease administration, including conducting site inspections, processing lessee requests for consents to mortgages or assignments, and the ongoing enforcement of lease terms and conditions to ensure rent, insurance, performance bond and other lease requirements are met in a full and timely manner. Property management of unencumbered State lands includes responding to complaints by the public, conducting land maintenance activities (e.g. clearing stream mouths, cutting trees, towing abandoned vehicles), and cleaning illegal dumps. | LNR 101 | Chapter 171, et seq., HRS |
| | | Proactive planning and development initiatives ensure more effective and efficient use of public lands to fulfill our trust obligations and promotes economic activity in Hawaii. Maintains an inventory of State-owned public lands that are under the management jurisdiction of the BLNR as defined in HRS 171-2, and the Division also serves as a repository of land documents dating back to the "Great Mahele" of 1848. Provides abstracting services and land management advice to other State agencies. Responsible for processing shoreline certifications for properties bordering the ocean. | LNR 101 | Chapter 171, et seq., HRS |
| 2 | To conserve, protect, and preserve important natural resources of the state through appropriate management and to promote their long-term sustainability and the public health, safety and welfare through regulation and enforcement of land use laws under Chapter 183C, Hawaii Revised Statutes; and protect and restore sandy beaches around the state through improving planning and early identification of coastal hazards, as well as through beach restoration and avoidance of coastal hazards. | The Office of Conservation & Coastal Lands processes: Conservation District Use Permits (CDUP), prosecution of land use violations, resolution of shoreline encroachments, enactment of beach restoration projects (i.e. Waikiki Beach Improvements), administration of contested cases involving Conservation District Use Permit's and shoreline certifications. OCCL provides information to landowners, decision makers and the general public regarding Conservation District matters. OCCL provides direction and guidance on a wide variety of coastal issues. This includes response to coastal erosion, coastal development setbacks, and | LNR 101 | 183C & 190D, HRS |

Department of Land and Natural Resources
 Prioritized List of Functions

Table 1

| Priority | Description of Function | Activities | Prog ID(s) | Statutory Reference |
|---|---|---|------------|---------------------------|
| <u>Bureau of Conveyances - LNR 111</u> | | | | |
| 1 | Recording and indexing documents in Regular Recording System. | Recordation of all legal documents and maps affecting land title in Hawaii. | LNR 111 | Chap. 502, HRS |
| 1 | Recording, indexing and certifying documents in Land Court Recording System. | Issuance of Land Court Certificates of Title. | LNR 111 | Chap. 501, HRS |
| 2 | Providing public access to documents. | Certification of copies of matters of record. Allowing subscription and access to bulk records through online services. | LNR 111 | Chapters 501 and 502, HRS |
| <u>Engineering - LNR 141/810</u> | | | | |
| 1 | Engineering services to other divisions and agencies | Administer contracts for planning, design or construct of departmental projects; provide engineering services provided to other agencies or DLNR divisions | LNR 141 | -- |
| 2 | Rockfall and/or flood mitigation | Retain consultants or contractors to assess conditions and/or implement projects to address rockfall hazards and/or flood damage located on or due to DLNR lands | LNR 141 | -- |
| 3 | Dam safety program | Perform dam inspections; review and/or issue dam permits; develop or implement dam safety projects; prepare dam-related reports or maps; provide dam-related technical assistance; enter dam-related cooperative agreements | LNR 810 | Chap. 179D, HRS |
| 4 | Geothermal and other mineral resources management/regulation | Review and/or issue geothermal permits; monitor geothermal development activities | LNR 141 | Chapters 182, 196D, HRS |
| 5 | Flood control program, including administration of National Flood Insurance Program | Review flood control and prevention plans; implement flood control projects; coordinate flood-related cooperative agreements; provide flood-related technical assistance; perform flood control research, studies or investigations | LNR 810 | Chap. 179, HRS |
| 6 | Develop water and land resources to support State projects | Implement and/or coordinate projects to develop ground or surface water sources in support of State projects | LNR 141 | Chapter 174, HRS |
| 7 | Soil and Water Conservation District (SWCD) Program | Provide administrative support to SWCD program | LNR 141 | Chapter 180, HRS |
| <u>Aquatic Resources - LNR 153/ 401/ 805</u> | | | | |
| 1 | Preserve/enhance marine, estuarine, freshwater native and other resident aquatic species and their habitats | Create and amend administrative rules to protect aquatic species and their habitats, also conduct surveys, monitoring, inventory of important fishery stocks and habitats | LNR 401 | 187A-2; 190-1,2,3,4.5 |

Department of Land and Natural Resources
 Prioritized List of Functions

Table 1

| Priority | Description of Function | Activities | Prog ID(s) | Statutory Reference |
|--|---|---|--------------------|---|
| 2 | Promote sustainable resource use and ensure the viability of Hawaii's commercial and recreational fisheries. | Process and analyze commercial fish catch reports, contact fishermen for late reports, issue delinquency letters, and record number of freshwater fishing licenses purchased | 153/805 | 187A-2(1) |
| 3 | Detect, map and eradicate invasive alien species and prevent entry into state waters | Use "supersucker" devices to remove alien algae species, plant sea urchins on reefs choked with alien algae to biologically remove unwanted algae species | LNR 401 | 187A-31,32 |
| 4 | Formulate in-stream flow standards to preserve Hawaii's stream biota. | Conduct annual stream surveys and analyze survey data to model habitat requirements for native stream biota | LNR 401 | 195D-3(a) |
| 5 | Promote public understanding of the importance of Hawaii's aquatic resources | Encourage conservation and ethical use of the aquatic resources through education and outreach activities. | LNR 401 | 187A-9 |
| 6 | Issue commercial marine (fishing) licenses, freshwater gamefish licenses, duplicate licenses, dealer permits | Provide for various fishing opportunities in coastal waters and public fishing areas statewide, log permit and license information | 153/805 | 189-2(6), 189-3 |
| 7 | Review applications for permits to take aquatic life for science, education, and propagation purposes | Process permit applications in a timely manner provide applications are complete with all necessary information and request would assure no adverse impact on aquatic resources and their habitat | LNR 401 | 187A-6, 6.5 |
| 8 | Manage public fishing areas, fish aggregating devices, marine life conservation districts, shoreline fishery management areas, artificial reefs, and refuges. | Conduct creel surveys at public fishing areas, replace and conduct research on fish aggregating devices, monitor fish populations at marine life conservation districts, fishery management areas, artificial reefs and other refuges | 153/805 | 187A-2(3), 187A-21, 188-22.6-22.9, 188-53 |
| 9 | Provide conservation and safety education | Coordinate/assist with response to shark attacks and provide hazardous marine warnings | LNR 401 | 187A-9 |
| Forestry & Wildlife - LNR 172/402/407/804 | | | | |
| 1 | Protect and manage forested watersheds, forest reserves, natural area reserves, plant and wildlife sanctuaries. | Manage and protect state forest reserves, natural area reserves, plant and wildlife sanctuaries and public hunting and recreation areas across the state. | 172, 402, 407, 804 | 183, 183D, 195, 195D, 198D |
| | | Support watershed partnerships and natural area partnerships across the state. | LNR 407 | 195, |
| | | Prevent and suppress wildland fire on public and private lands with important resources. | LNR 402 | 185, |
| | | Control damaging feral animals, predators, weeds, and diseases on important lands under Division jurisdiction. | 172, 402, 407, 804 | 183, 183D, 194, 195, 195D |
| | | Administer State Land Legacy and federal land acquisition programs. | 172, 402, 407 | 173A, 195, 195D, |

Department of Land and Natural Resources
 Prioritized List of Functions

Table 1

| Priority | Description of Function | Activities | Prog ID(s) | Statutory Reference |
|----------|---|--|------------|---------------------|
| 2 | Protect and manage native ecosystems, threatened/endangered species, native plants and animals, and prevent the establishment of invasive species in state. | Support Hawaii Invasive Species Council and county invasive species committees. | 402, 172 | 194, |
| | | Aggressively seek federal funds and implement management and recovery projects for native and Threatened and Endangered (T&E) species. | LNR 402 | 183D, 195, 195D |
| | | Process T&E habitat conservation plans, safe harbor agreements, and research permits. | 402, 407 | 183D, 195, 195D |
| 3 | Provide outdoor recreation for hiking, hunting, camping, riding and off-road vehicle use | Maintain and develop hiking trails, Off Highway Vehicle (OHV) tracks, and camping and recreation sites. | LNR 804 | 198D |
| | | Inventory, protect and restore historic trails and old government roads. | LNR 804 | 198D |
| | | Maintain public hunting as a source of food, recreation, and to control game animals. | LNR 804 | 183D |
| 4 | Manage and develop forest resources to strengthen the state's economy, and promote sustainable production of forest products and services on state and private lands. | License a timber mill on Big Island for production and export of tropical hardwoods. | LNR 172 | 183, |
| | | Work with biomass company on Kauai and throughout the state to harvest commercial trees for bio-energy. | LNR 172 | 183, |
| | | Manage and permit the collection of forest products for personal and cultural gathering purposes. | LNR 172 | 183, |
| | | Administer private landowner assistance projects for reforestation, native species restoration and forest products development. | LNR 172 | 183, 186, 195F |
| 5 | Support YCC and provide environmental education, outreach and volunteer opportunities. | Administer Youth Conservation Corps (YCC) program, develop and coordinate volunteer projects for native species restoration and conservation, develop and disseminate environmental education materials. | LNR 407 | 193, 195 |

Department of Land and Natural Resources
 Prioritized List of Functions

Table 1

| Priority | Description of Function | Activities | Prog ID(s) | Statutory Reference |
|---|--|--|------------|--|
| Commission on Water Resource Mgmt - LNR 404 | | | | |
| | Protect ground and surface water resources to obtain maximum reasonable beneficial use while ensuring adequate provision for water rights, existing uses, and objectives declared to be in the public interest. | <ol style="list-style-type: none"> 1. Collect and analyze hydrologic data and assess water resource availability and use. 2. Designate water management areas and regulate water use where water resources may be threatened. 3. Establish instream flow standards on a stream-by stream basis whenever necessary to protect the public interest in waters of the State. 4. Administer a statewide permitting system for well construction, pump installation, stream channel alteration, and stream diversion works. 5. Administer water use permitting system in designated water management areas. 6. Develop, implement, and update comprehensive short- and long-range plans to protect, conserve and manage water resources. 7. Investigate and arbitrate water-related complaints/disputes. | LNR 404 | Chapter 174C, HRS |
| Conservation & Resources Enforcement - LNR 405 | | | | |
| 1 | The enforcement of laws and rules relating to state parks, historic sites, forests and forest reserves, aquatic life and its sanctuaries, public fishing areas, boating, ocean recreation and coastal programs, wildlife and its sanctuaries, game management areas, public hunting areas, and natural area reserves, consistent with and in support of the provisions of Title 12, Chapters 6D, 6E, and 6K, Chapter 134, Chapter 200, and provisions of Title 37, Hawaii Penal Code, Hawaii Revised Statutes. | Investigate complaints, gather evidence, conduct investigations, conduct field observations and inspections, and provide education to the public for the effective enforcement of state laws and rules protecting natural, cultural and historic resources on public lands, state parks, forest reserves, forests, aquatic life and wildlife areas, Kaho'olawe Island Reserve, and any other lands and waters within the State. Enforce the rules in the areas of boating safety, conservation, and search and rescue relative to the control and management of boating facilities owned or controlled by the State, ocean waters, and navigable streams and any activities thereon or therein, beaches encumbered with easements in favor of the public, and the rules regulating vessels and their use in State waters. Exercise all of the powers and authority of a police officer including the apprehension of violators when violations are detected and when the investigation warrants, effectuate arrests or issue citations for violations of Title 12, Chapter 6D, 6E, or 6K or any rule adopted thereunder. | LNR 405 | Title 12, Subtitle 7, Chapter 199, HRS |
| 2 | Engage in educational activities for the dissemination of information relating to sustainability, waterborne activities and safety, and resource conservation laws, rules and practices through the school system, community organizations and the information media. | | | |
| 3 | Furnish in-service training for division personnel to maintain and/or increase the level of proficiency needed for effective | | | |

Department of Land and Natural Resources
 Prioritized List of Functions

Table 1

| Priority | Description of Function | Activities | Prog ID(s) | Statutory Reference |
|--|--|---|------------|--|
| | implementation of program objectives. | | | |
| 4 | Administer the Hunter Education Program to educate and instruct the public on outdoor safety and resource conservation as mandated by Chapter 183D-28, Hawaii Revised Statutes. | Provide instruction to the public in hunter safety, principles of conservation and sportsmanship. Issue hunter education certificates or letters of exemption. Plan and develop public outdoor and indoor target ranges for the program. | LNR 405 | Title 12, Chapter 183D, HRS |
| 5 | Coordinate activities with other State, County and Federal law enforcement agencies to suppress cultivation and minimize the availability of marijuana through crop destruction. | Plan and implement missions to eradicate marijuana on state-owned lands and forest areas. | LNR 405 | Title 12, Subtitle 7, Chapter 199, HRS |
| <u>Boating and Ocean Recreation - LNR 801</u> | | | | |
| 1 | Managing and administrating the ocean-based recreation and coastal areas programs of the state | Establish, maintain, and revise Hawaii Administrative Rules (HAR). HAR governs the use of state harbors, ramps, and ocean recreation areas. Active oversight and responsibility of managing state small harbors, ramps and ocean recreation areas. Maintains, repairs, and replaces aids to navigation as well as ensuring access to small boat harbors and ramps to the boating and non-boating public. The division is also responsible for managing the use of all near shore waters. This includes regulating the use of ocean waters for surfers, stand-up paddleboarders, kayakers and other users of the nearshore waters. Issues marine activity permits for organized uses of the nearshore waters for regattas, surf contests, etc. | LNR 801 | Chapter 200 |
| 2 | Planning, developing, operating, administering, and maintaining small boat harbors, launching ramps, and other boating facilities and associated aids to navigation throughout the state | Operate, maintain, and repair 16 small boat harbors and 52 small boat ramps statewide. Also maintain, repair and replace navigational aids and aids to navigation statewide. Responsible for dredging harbor and ramp entrance channels. | LNR 801 | Chapter 200 |
| 3 | Developing and administering ocean recreation management plans | Work with community to develop appropriate uses for state ocean waters. | LNR 801 | Chapter 200 |
| 4 | Regulating the recreational and commercial use of boating facilities. Issues long term leases, concession contracts, revocable permits, etc. for the use of fast lands within a state small boat harbor. | The division issues commercial use permits for the use of state small boat harbor facilities and state waters in accordance with HAR. The property management section is responsible for developing the fast lands in the state small boat harbor in order to increase revenue that will be used to support the program. | LNR 801 | Chapter 200 |

Department of Land and Natural Resources
 Prioritized List of Functions

Table 1

| Priority | Description of Function | Activities | Prog ID(s) | Statutory Reference |
|--|---|---|------------|--|
| 5 | Administering and operating a vessel registration system for the state | Registers all new and existing vessels in the state. This includes vessel sales and transfers. | LNR 801 | Chapter 200 |
| 6 | Conducting public education in boating safety | Promotes safe boating activities state wide through educational activities at boat shows, schools and other public, marine gatherings. This includes coordinating activities with USCG Reserve and USCG Auxiliary. | LNR 801 | Chapter 200 |
| 7 | Administering a marine casualty and investigation program | Tracks marine accidents statewide as well as coordinates investigations of marine accidents. Accident reports are tracked and submitted to the United States Coast Guard (USCG). | LNR 801 | Chapter 200 |
| 8 | Regulating boat regattas and other ocean water events | The division issues marine event permits for regattas as well as for surf contests. | LNR 801 | Chapter 200 |
| 9 | Removing nonnatural obstructions and public safety hazards from the shoreline, navigable streams, harbors, channels, and coastal areas of the state | Removes grounded vessels, submerged vehicles, whale carcasses, and other marine debris from beaches and near shore waters. | LNR 801 | Chapter 200 |
| Historic Preservation - LNR 802 | | | | |
| 1 | Review of State and Federal projects | Review reports, photos, inventories, meet with project proponents, enter into agreements with other agencies regarding the treatment of historic or cultural properties. | LNR802 | 6E-8, 6E-10, 6E-42 National Historic Preservation Act as amended (NHPA) |
| 2 | Inventory and Survey | Inventory and catalogue significant cultural and historic sites | LNR802 | 6E-3, NHPA, NPS Grant Manual |
| 3 | Burial protection | Staff the island burial councils (5), make determinations on inadvertent finds, review genealogies and make recommendations to the burial councils, review burial treatment plans and make recommendations to the burial councils. Attend meetings with descendants and project proponents. | LNR802 | 6E-3, 6E-43, 6E-43.5, 6E-43.6 |
| 4 | National Register | Staff the Historic Hawaii Review Board (HHRB), review nominations for completeness, present nominations to the HHRB, forward appropriate nominations to the National Register, maintain files on register sites. | LNR802 | 6E-3, 6E5.5, NPS Grant Manual |

Department of Land and Natural Resources
 Prioritized List of Functions

Table 1

| Priority | Description of Function | Activities | Prog ID(s) | Statutory Reference |
|------------------------------|--|--|------------|------------------------------|
| 5 | Certified Local Governments (GLSs) | Work with the counties to ensure historic preservation programs on all islands. Provide grants to Hawaii, Maui and Kauai in alternate years, as they are the 3 counties with CLGs. | LNR802 | 6E-3, NHPA, NPS Grant Manual |
| 6 | Planning | Develop the statewide Historic Preservation Plan and update every 5 years. | LNR802 | 6E-3, NHPA, NPS Grant Manual |
| 7 | Education and Outreach | Develop programs to educate the public about historic preservation and its importance to the state. | LNR802 | 6E-3, NHPA |
| State Parks - LNR 806 | | | | |
| 1 | Maintain natural and cultural parks, facilities, & resources for current and future generations | Repair, maintain and improve the quality of park facilities, improve management and education efforts for the public in reducing impact to sensitive resources and historic sites; carry out capital improvements projects to create, restore and enhance park infrastructure. | LNR 806 | Sec. 184 |
| 2 | Provide safe public access to state parks contain both sensitive natural resources and historic sites. | Provide lifeguard services at parks on Oahu, Maui, Kauai, and Hawaii; determine and implement park improvements and install and maintain increasing number of both warning and interpretive signage for public health, safety, and education. | LNR 806 | Sec. 184 |
| 3 | Increase opportunities for the enjoyment and appreciation of state parks and historic sites | Evaluate and assess the value of park resources by determining new methods to generate income in order to augment the operating budget and add value to the park experience statewide. Operating camping, lodging, picnic & recreational facilities; issue park use permits; develop interpretive programs; administer Land & Water Conservation Funds, State Comprehensive Outdoor Recreation Plan, grants, and provide public information. Continue to develop public/private partnerships for management and income generation. | LNR 806 | Sec. 184 |

Department of Land and Natural Resources
 Prioritized List of Functions

Table 1

| Priority | Description of Function | Activities | Prog ID(s) | Statutory Reference |
|----------|---|--|------------|---|
| | Administration - LNR 906 | | | |
| 1 | Provide direction, oversight and accountability for department and all administrative support services to every division. | Plan, direct, & coordinate the various activities of the department within the scope of laws & regulations; direct the preparation of department budgets, submit and justify budgets before review by approving authorities and exercise control of funds made available for the department; maintain a comprehensive accounting and financial information system for the Department's revenues, expenditures and financial transactions; provide and maintain a comprehensive personnel management program for the department providing support services to the Chairperson, staff offices, 11 operating divisions, and one attached agency; plan, coordinate and administer the department's information processing and telecommunications services for program functions. | LNR 906 | Chapters 6D, 6E, 6K, 26, 76, 171, 172, 173, 173A, 174, 174C, 179D, 180, 181, 182, 183, 183B, 183C, 183D, 184, 185, 186, 187A, 188, 188F, 189, 190, 190D, 193, 194, 195, 195D, 195F, 196D, 198D, 199, 199D, 200, 501, 502, HRS |

Department of Land and Natural Resources
Department-Wide Totals

Table 2

| Fiscal Year 2016 | | | | | |
|-------------------------------------|------------------------------------|--------------------------|-------------------------------------|--------------------------|--------------|
| Act 119/15 Appropriation | Act 84/15 Appropriation | Restriction | Emergency Appropriations | Total FY16 | MOF |
| \$ 31,408,520.00 | \$ 20,822,848.00 | \$ (3,025,850.00) | | \$ 49,205,518.00 | A |
| \$ 60,853,735.00 | | | | \$ 60,853,735.00 | B |
| \$ 11,708,038.00 | | | | \$ 11,708,038.00 | N |
| \$ 16,696,175.00 | | | | \$ 16,696,175.00 | P |
| \$ 380,701.00 | | | | \$ 380,701.00 | T |
| \$ 1,846,262.00 | | | | \$ 1,846,262.00 | U |
| \$ 621,153.00 | | | | \$ 621,153.00 | W |
| | | | | | |
| \$ 123,514,584.00 | \$ 20,822,848.00 | \$ (3,025,850.00) | \$ - | \$ 141,311,582.00 | Total |
| | | | | | |
| Fiscal Year 2017 | | | | | |
| Act 119/15 Appropriation | Act 84/15 Appropriation | Reductions | Additions | Total FY17 | MOF |
| \$ 30,954,874.00 | \$ 20,899,108.00 | \$ (180,360.00) | \$ 6,367,226.00 | \$ 58,040,848.00 | A |
| \$ 60,578,583.00 | | \$ (237,013.00) | \$ 11,882,193.00 | \$ 72,223,763.00 | B |
| \$ 12,144,461.00 | | \$ (442,884.00) | \$ 1,174,019.00 | \$ 12,875,596.00 | N |
| \$ 9,151,175.00 | | \$ (2,270,183.00) | \$ 6,234,852.00 | \$ 13,115,844.00 | P |
| \$ 418,348.00 | | \$ (121,670.00) | \$ 159,562.00 | \$ 456,240.00 | T |
| \$ 1,846,262.00 | | | | \$ 1,846,262.00 | U |
| \$ 625,780.00 | | | | \$ 625,780.00 | W |
| | | | | | |
| \$ 115,719,483.00 | \$ 20,899,108.00 | \$ (3,252,110.00) | \$ 25,817,852.00 | \$ 159,184,333.00 | Total |
| | | | | | |

Department of Land and Natural Resources
Program ID Totals

Table 3

| Prog ID | Program Title | MOF | As budgeted by Act 119/15 (FY16) | | | Governor's Submittal (FY17) | | | Percent Change of \$\$\$\$ |
|---------|---|-----|----------------------------------|---------|---------------|-----------------------------|---------|---------------|-------------------------------|
| | | | Pos (P) | Pos (T) | \$\$\$ | Pos (P) | Pos (T) | \$\$\$ | |
| LNR 101 | Public Lands Management | B | 54.00 | 3.00 | \$ 14,970,156 | 57.00 | - | \$ 19,004,562 | 26.95% |
| LNR 111 | Conveyances and Recordings | B | 58.00 | 3.00 | \$ 5,763,443 | 58.00 | 3.00 | \$ 6,026,606 | 4.57% |
| LNR 141 | Water and Land Development | A | 1.50 | - | \$ 211,874 | 1.50 | - | \$ 213,901 | 0.96% |
| | | B | 4.00 | - | \$ 709,916 | 4.00 | | \$ 709,916 | 0.00% |
| | | T | - | - | \$ 188,181 | - | - | \$ 188,181 | 0.00% |
| | LNR 141 Totals | | 5.50 | - | \$ 1,109,971 | 5.50 | - | \$ 1,111,998 | 0.18% |
| LNR 153 | Commercial Fisheries and Resource Enhancement | A | 9.00 | - | \$ 763,778 | 9.00 | - | \$ 768,949 | 0.68% |
| | | B | 1.00 | - | \$ 306,750 | 2.00 | - | \$ 346,163 | 12.85% |
| | | N | - | - | \$ 389,326 | - | - | \$ 375,000 | -3.68% |
| | | P | 2.00 | 1.00 | \$ 249,058 | 2.00 | 1.00 | \$ 275,000 | 10.42% |
| | LNR 153 Totals | | 12.00 | 1.00 | \$ 1,708,912 | 13.00 | 1.00 | \$ 1,765,112 | 3.29% |
| LNR 172 | Forestry Resource Management and Development | A | 17.50 | 11.00 | 741,504 | 16.50 | 12.00 | 655,301 | -11.63% |
| | | B | - | - | \$ 1,955,475 | - | - | \$ 2,455,475 | 25.57% |
| | | P | 1.50 | 1.00 | \$ 8,820,000 | 1.50 | 1.00 | \$ 7,000,000 | -20.63% |
| | LNR 172 Totals | | 19.00 | 12.00 | \$ 11,516,979 | 18.00 | 13.00 | \$ 10,110,776 | -12.21% |
| LNR 401 | Aquatic Resources | A | 19.50 | 7.25 | \$ 2,270,012 | 28.75 | 1.00 | \$ 2,184,385 | -3.77% |
| | | B | 1.00 | - | \$ 39,413 | - | - | \$ - | -100.00% |
| | | N | - | 0.75 | \$ 1,668,050 | 0.75 | - | \$ 1,792,500 | 7.46% |
| | | P | 0.50 | 9.00 | \$ 2,191,388 | 0.50 | 5.00 | \$ 261,311 | -88.08% |

Department of Land and Natural Resources
Program ID Totals

Table 3

| Prog ID | Program Title | MOF | As budgeted by Act 119/15 (FY16) | | | Governor's Submittal (FY17) | | | |
|---------|--|-----|----------------------------------|---------|---------------|-----------------------------|---------|---------------|--------------------------|
| | | | Pos (P) | Pos (T) | \$\$\$ | Pos (P) | Pos (T) | \$\$\$ | Percent Change of \$\$\$ |
| | LNR 401 Totals | | 21.00 | 17.00 | \$ 6,168,863 | 30.00 | 6.00 | \$ 4,238,196 | -31.30% |
| LNR 402 | Native Resources and Fire Protection | A | 49.50 | 3.00 | 4,743,057 | 49.50 | 3.00 | 6,354,991 | 33.99% |
| | | N | 8.00 | 1.00 | \$ 1,587,764 | 8.00 | 3.00 | \$ 1,694,096 | 6.70% |
| | | P | 2.50 | 5.50 | \$ 1,361,760 | 2.50 | 4.00 | \$ 1,405,526 | 3.21% |
| | | T | - | 1.50 | \$ 192,520 | - | 1.00 | \$ 180,545 | -6.22% |
| | | U | - | 11.00 | \$ 1,846,262 | - | 11.00 | \$ 1,846,262 | 0.00% |
| | LNR 402 Totals | | 60.00 | 22.00 | \$ 9,731,363 | 60.00 | 22.00 | \$ 11,481,420 | 17.98% |
| LNR 404 | Water Resources | A | 18.00 | - | \$ 2,323,264 | 18.00 | - | \$ 3,848,689 | 65.66% |
| | | B | 5.00 | - | \$ 978,575 | 5.00 | - | \$ 988,617 | 1.03% |
| | LNR 404 Totals | | 23.00 | - | \$ 3,301,839 | 23.00 | - | \$ 4,837,306 | 46.50% |
| LNR 405 | Conservation and Resources Enforcement | A | 109.25 | 12.00 | \$ 7,877,898 | 121.25 | - | \$ 8,397,016 | 6.59% |
| | | B | 18.00 | - | \$ 2,502,117 | 18.00 | - | \$ 3,052,117 | 21.98% |
| | | N | 2.75 | 1.00 | \$ 982,711 | 3.75 | - | \$ 970,000 | -1.29% |
| | | P | - | - | \$ 930,000 | - | - | \$ 900,000 | -3.23% |
| | | W | - | - | \$ 32,333 | - | - | \$ 32,333 | 0.00% |
| | LNR 405 Totals | | 130.00 | 13.00 | \$ 12,325,059 | 143.00 | - | \$ 13,351,466 | 8.33% |
| LNR 407 | Natural Area Reserves and Watershed Management | A | 28.50 | 37.00 | 815,017 | 30.50 | 36.00 | 922,716 | 13.21% |
| | | B | - | - | - | - | - | 4,000,000 | #DIV/0! |
| | | P | 0.50 | - | \$ 1,554,911 | 0.50 | - | \$ 1,684,949 | 8.36% |
| | LNR 407 Totals | | 29.00 | 37.00 | \$ 2,369,928 | 31.00 | 36.00 | \$ 6,607,665 | 178.81% |

Department of Land and Natural Resources
Program ID Totals

Table 3

| Prog ID | Program Title | MOF | As budgeted by Act 119/15 (FY16) | | | Governor's Submittal (FY17) | | | Percent Change of \$\$\$\$ |
|---------|-------------------------------------|-----|----------------------------------|---------|---------------|-----------------------------|---------|---------------|-------------------------------|
| | | | Pos (P) | Pos (T) | \$\$\$ | Pos (P) | Pos (T) | \$\$\$ | |
| LNR 801 | Ocean-Based Recreation | A | - | - | \$ 500,000 | - | - | \$ - | -100.00% |
| | | B | 117.00 | - | \$ 19,070,872 | 117.00 | - | \$ 19,223,178 | 0.80% |
| | | N | - | - | \$ 800,000 | - | - | \$ 1,500,000 | 87.50% |
| | LNR 801 Totals | | 117.00 | - | \$ 20,370,872 | 117.00 | - | \$ 20,723,178 | 1.73% |
| LNR 802 | Historic Preservation | A | 23.00 | - | \$ 1,531,138 | 29.00 | - | \$ 2,070,406 | 35.22% |
| | | B | 2.00 | - | \$ 264,316 | 2.00 | - | \$ 318,030 | 20.32% |
| | | N | 7.00 | - | \$ 649,065 | 7.00 | - | \$ 574,000 | -11.57% |
| | LNR 802 Totals | | 32.00 | - | \$ 2,444,519 | 38.00 | - | \$ 2,962,436 | 21.19% |
| LNR 804 | Forest and Outdoor Recreation | A | 29.50 | 0.00 | \$ 1,407,726 | 29.50 | - | \$ 3,116,155 | 121.36% |
| | | B | 6.50 | - | \$ 1,082,471 | 6.50 | - | \$ 1,098,414 | 1.47% |
| | | N | 5.00 | 12.00 | \$ 3,873,122 | 6.00 | 11.00 | \$ 4,300,000 | 11.02% |
| | | W | - | 2.00 | \$ 588,820 | - | 2.00 | \$ 593,447 | 0.79% |
| | LNR 804 Totals | | 41.00 | 14.00 | \$ 6,952,139 | 42.00 | 13.00 | \$ 9,108,016 | 31.01% |
| LNR 805 | Recreational Fisheries | A | 16.00 | - | \$ 823,379 | 16.00 | - | \$ 835,539 | 1.48% |
| | | B | - | 0.25 | \$ 99,400 | - | 0.25 | \$ 99,400 | 0.00% |
| | | N | - | 0.75 | \$ 1,758,000 | - | 0.75 | \$ 1,670,000 | -5.01% |
| | | P | - | - | \$ - | - | - | \$ - | #DIV/0! |
| | LNR 805 Totals | | 16.00 | 1.00 | \$ 2,680,779 | 16.00 | 1.00 | \$ 2,604,939 | -2.83% |
| LNR 806 | Parks Administration and Operations | A | 71.00 | - | \$ 5,023,854 | 71.00 | - | \$ 5,113,044 | 1.78% |
| | | B | 44.00 | 4.00 | \$ 9,559,763 | 48.00 | - | \$ 11,097,878 | 16.09% |

Department of Land and Natural Resources
Program ID Totals

Table 3

| Prog ID | Program Title | MOF | As budgeted by Act 119/15 (FY16) | | | Governor's Submittal (FY17) | | | Percent Change of \$\$\$\$ |
|---------|--|-----|----------------------------------|---------------|-----------------------|-----------------------------|--------------|-----------------------|-------------------------------|
| | | | Pos (P) | Pos (T) | \$\$\$ | Pos (P) | Pos (T) | \$\$\$ | |
| | | P | - | - | \$ 1,218,456 | - | - | \$ 1,218,456 | 0.00% |
| | LNR 806 Totals | | 115.00 | 4.00 | \$ 15,802,073 | 119.00 | - | \$ 17,429,378 | 10.30% |
| LNR 810 | Prevention of Natural Disasters | B | 7.50 | - | \$ 2,119,450 | 7.50 | - | \$ 2,139,896 | 0.96% |
| | | P | 0.50 | - | \$ 370,602 | 0.50 | - | \$ 370,602 | 0.00% |
| | LNR 810 Totals | | 8.00 | - | \$ 2,490,052 | 8.00 | - | \$ 2,510,498 | 0.82% |
| LNR 906 | LNR - Natural and Physical Environment | A | 34.00 | 2.00 | \$ 2,376,019 | 36.50 | - | \$ 2,660,648 | 11.98% |
| | | B | 14.00 | - | \$ 1,431,618 | 16.00 | 1.00 | \$ 1,663,511 | 16.20% |
| | | T | - | - | \$ - | 0.50 | - | \$ 87,514 | #DIV/0! |
| | LNR 906 Totals | | 48.00 | 2.00 | \$ 3,807,637 | 53.00 | 1.00 | \$ 4,411,673 | 15.86% |
| | Department Totals | | 788.50 | 129.00 | \$ 123,514,584 | 831.50 | 96.00 | \$ 138,285,225 | 11.96% |
| | Totals By MOF | | | | | | | | |
| | General | | 426.25 | 72.25 | 31,408,520 | 457.00 | 52.00 | 37,141,740 | 18.25% |
| | Special | | 332.00 | 10.25 | 60,853,735 | 341.00 | 4.25 | 72,223,763 | 18.68% |
| | Federal | | 22.75 | 15.50 | 11,708,038 | 25.50 | 14.75 | 12,875,596 | 9.97% |
| | Other Federal | | 7.50 | 16.50 | 16,696,175 | 7.50 | 11.00 | 13,115,844 | -21.44% |
| | Trust | | - | 1.50 | 380,701 | 0.50 | 1.00 | 456,240 | 19.84% |
| | Interdepartmental | | - | 11.00 | 1,846,262 | - | 11.00 | 1,846,262 | 0.00% |
| | Revolving | | - | 2.00 | 621,153 | - | 2.00 | 625,780 | 0.74% |
| | | | 788.50 | 129.00 | \$ 123,514,584 | 831.50 | 96.00 | \$ 138,285,225 | 11.96% |

Department of Land and Natural Resources
Budget Decisions

Table 4

| | | | Initial Department Request FY17 | | | Budget & Finance Recommendation FY17 | | | Governor's Decision FY17 | | | |
|--|---------|---|---------------------------------|---------|---------|--------------------------------------|---------|---------|--------------------------|---------|---------|-----------|
| Prog ID | Sub-Org | Description of Request | MOF | Pos (P) | Pos (T) | \$\$\$ | Pos (P) | Pos (T) | \$\$\$ | Pos (P) | Pos (T) | \$\$\$ |
| CONVERSION OF UNBUDGETED POSITIONS/TRADE-OFF/TRANSFER REQUESTS: | | | | | | | | | | | | |
| LNR 407 | NA | Redirect funds from Act 84, SLH 2015 to fund 48 budgeted positions (\$1,988,751) and other operating expenses (\$5,567,377) | A | | | 7,556,128 | | | | | | |
| LNR 172 | DA | Redirect funds from Act 84, SLH 2015 to fund 15 budgeted positions (\$549,879) and other operating expenses (\$2,283,117) | A | | | 2,832,996 | | | | | | |
| LNR 906 | AA | Redirect funds from Act 84, SLH 2015 to fund 8 budgeted positions at 0.125 FTE and 1 budgeted position at 1.00 FTE (\$93,591) and other operating expenses (\$8,124) | A | | | 101,715 | | | | | | |
| LNR 906 | AA | Redirect funds from Act 84, SLH 2015 (\$1,000,000) and additional funds (\$74,179) for KIRC payroll | A | | 20.00 | 1,074,179 | | | | | | |
| LNR 402 | DA | Redirect funds from Act 84, SLH 2015 to fund operating expenditures for endangered species, watershed and fire protection (\$3,405,749); fund for fire, natural disaster and emergency response equipment and other expenses (\$1,500,000); and fund Hawaii Invasive Species Council for invasive species programs statewide (\$4,000,000). | A | | | 8,905,749 | | | | | | |
| LNR 401 | CA | Redirect funds from Act 84, SLH 2015 to fund 3 positions to support the implementation of the Hawaii Ocean Resources Management Plan (ORMP) in ecosystem protection and restoration | A | 3.00 | | 152,520 | | | | | | |
| LNR 101 | EA | Transfer out and conversion from temporary position to permanent for Position # 117517, Senior Communications Manager. | B | | (1.00) | (136,800) | | (1.00) | (136,800) | | (1.00) | (136,800) |
| LNR 906 | AA | Transfer in for Position # 117517, Senior Communications Manager. | B | | | | | 1.00 | 136,800 | | 1.00 | 136,800 |
| LNR 906 | AA | Transfer in and conversion from temporary position to permanent for Position # 117517, Senior Communications Manager and fund operating expenses | A | 1.00 | | 145,000 | | | | | | |
| LNR 101 | EA | Convert unbudgeted position #121500, Communication and Video Conference Asst., SR | B | | | | | | (60,800) | | | (60,800) |
| LNR 906 | AA | Convert unbudgeted position #121500, Communication and Video Conference Asst., SR | B | | | | 1.00 | | 60,800 | 1.00 | | 60,800 |

Department of Land and Natural Resources
Budget Decisions

Table 4

| | | | Initial Department Request FY17 | | | Budget & Finance Recommendation FY17 | | | Governor's Decision FY17 | | | |
|--|---------|---|---------------------------------|---------|---------|--------------------------------------|---------|---------|--------------------------|---------|---------|----------|
| Prog ID | Sub-Org | Description of Request | MOF | Pos (P) | Pos (T) | \$\$\$ | Pos (P) | Pos (T) | \$\$\$ | Pos (P) | Pos (T) | \$\$\$ |
| LNR 906 | AA | Convert unbudgeted position #121500, Communication and Video Conference Asst., SR | A | 1.00 | | 40,000 | | | | | | |
| LNR 906 | AA | Convert unbudgeted position #120897, Aha Moku Manager and fund operating expenses | A | 1.00 | | 110,000 | 0.50 | | 39,000 | 0.50 | | 39,000 |
| LNR 906 | AA | Convert unbudgeted position #120897, Aha Moku Manager and fund operating expenses | T | | | | 0.50 | | 87,514 | 0.50 | | 87,514 |
| LNR 906 | AA | Convert unbudgeted position #121310, Program & Cultural Resource Manager | B | 1.00 | | 151,920 | 1.00 | | | 1.00 | | |
| LNR 153 | | Change LNR due to Reorganization, Position # 117068, Office Assistant III | B | 1.00 | | 42,189 | 1.00 | | 39,413 | 1.00 | | 39,413 |
| LNR 401 | | Change LNR due to Reorganization, Position # 117068, Office Assistant III | B | (1.00) | | (42,189) | (1.00) | | (39,413) | (1.00) | | (39,413) |
| LNR 172 | | Transfer-out Position#118733 Wildlife Biologist II to From LNR 172 to LNR 402 | A | (1.00) | | (48,000) | (1.00) | | (48,000) | (1.00) | | (48,000) |
| LNR 402 | | Transfer-in Position#118733 Wildlife Biologist II to From LNR 172 to LNR 402 | A | 1.00 | | 48,000 | 1.00 | | 48,000 | 1.00 | | 48,000 |
| LNR 172 | | Trade-off: Decrease funds from other operating to fund 1 position, GIS/Geodatabase Specialist V | A | | | (53,364) | | | (53,364) | | | (53,364) |
| LNR 172 | | Trade-off: Decrease funds from other operating to fund 1 position, GIS/Geodatabase Specialist V | A | | 1.00 | 53,364 | | 1.00 | 53,364 | | 1.00 | 53,364 |
| LNR 402 | | Transfer-out Position#39753 Natural Area Reserve Specialist V to From LNR 402 to LNR 407 | A | (1.00) | | (78,996) | (1.00) | | (78,996) | (1.00) | | (78,996) |
| LNR 407 | | Transfer-in Position#39753 Natural Area Reserve Specialist V to From LNR 402 to LNR 407 | A | 1.00 | | 78,996 | 1.00 | | 78,996 | 1.00 | | 78,996 |
| ALLOWABLE NON-DISCRETIONARY EXPENSE REQUESTS: | | | | | | | | | | | | |
| | | None | | | | | | | | | | |
| 2ND YEAR FUNDING REQUESTS: | | | | | | | | | | | | |
| LNR 802 | | Request funds for the continuation of Integrated Information Management System [Reclassified to Other Requests] | A | | | 200,000 | | | | | | |

Department of Land and Natural Resources
Budget Decisions

Table 4

| | | | Initial Department Request FY17 | | | Budget & Finance Recommendation FY17 | | | Governor's Decision FY17 | | | |
|------------------------------------|---------|--|---------------------------------|---------|---------|--------------------------------------|---------|---------|--------------------------|---------|---------|-----------|
| Prog ID | Sub-Org | Description of Request | MOF | Pos (P) | Pos (T) | \$\$\$ | Pos (P) | Pos (T) | \$\$\$ | Pos (P) | Pos (T) | \$\$\$ |
| LNR 802 | | Request funds for the continuation of digitization of records, reports, and files [Reclassified to Other Requests] | A | | | 100,000 | | | | | | |
| ADMINISTRATIVE INITIATIVES: | | | | | | | | | | | | |
| LNR 172 | | Watershed & Forest Reserve System Management - Aloha + | A | | | 3,500,000 | | | | | | |
| LNR 402 | | Hawaii Invasive Species Management - Aloha + | A | | | 5,250,000 | | | | | | |
| LNR 402 | | Wildfire Contingency Fund - Aloha + | A | | | 800,000 | | | | | | |
| LNR 804 | | Na Ala Hele Aloha + | A | | | 2,500,000 | | | | | | |
| LNR 402 | | Kawainui Restoration Project-- Aloha + | A | | | 250,000 | | | | | | |
| LNR 402 | | Kure Atoll Management - Aloha + | A | | | 250,000 | | | | | | |
| LNR 407 | | Watershed and NAR Management Aloha+ | A | | | 4,000,000 | | | | | | |
| LNR 402 | | Endangered Species - Aloha+ | A | | | 3,600,000 | | | | | | |
| LNR 407 | | Add funds for International Union of Conservation of Nature World 2016 Congress (IUCN) | A | | | 4,000,000 | | | - | | | - |
| LNR 407 | | Add funds for International Union of Conservation of Nature World 2016 Congress (IUCN) | B | | | | | | 4,000,000 | | | 4,000,000 |
| OTHER REQUESTS: | | | | | | | | | | | | |
| LNR 172 | | Watershed & Forest Reserve System Management - Aloha + | A | | | - | | | - | | | - |
| LNR 402 | | Hawaii Invasive Species Management - Aloha + | A | | | - | | | - | | | - |
| LNR 402 | | Wildfire Contingency Fund - Aloha + | A | | | - | | | 800,000 | | | 800,000 |
| LNR 804 | | Na Ala Hele Aloha + | A | | | - | | | 450,000 | | | 450,000 |

Department of Land and Natural Resources
Budget Decisions

Table 4

| Prog ID | Sub-Org | Description of Request | MOF | Initial Department Request FY17 | | | Budget & Finance Recommendation FY17 | | | Governor's Decision FY17 | | |
|---------|---------|--|-----|---------------------------------|---------|-----------|--------------------------------------|---------|-----------|--------------------------|---------|-----------|
| | | | | Pos (P) | Pos (T) | \$\$\$ | Pos (P) | Pos (T) | \$\$\$ | Pos (P) | Pos (T) | \$\$\$ |
| LNR 402 | | Kawainui Restoration Project - Aloha + | A | | | - | | | 150,000 | | | 150,000 |
| LNR 402 | | Kure Atoll Management - Aloha + | A | | | - | | | 150,000 | | | 150,000 |
| LNR 407 | | Watershed and NAR Management Aloha+ | A | | | - | | | - | | | - |
| LNR 402 | | Endangered Species - Aloha+ | A | | | - | | | 450,000 | | | 450,000 |
| LNR 401 | | Change MOF from P to A for the following positions: HIHWNMS Co-Manager (pos. #109101) & PMNM Co-Manager (pos. 118628) & PMNM Permit Coordinator (pos, #118629) | P | | (3.00) | (278,689) | | (3.00) | (278,689) | | (3.00) | (278,689) |
| LNR 401 | | Change MOF from P to A for the following positions: HIHWNMS Co-Manager (pos. #109101) & PMNM Co-Manager (pos. 118628) & PMNM Permit Coordinator (pos, #118629) | A | | 3.00 | 183,348 | 2.00 | | 129,996 | 2.00 | | 129,996 |
| LNR 802 | | Add funds for six new positions and related equipment: 3 Archaeologist IIIs [Hawaii (1), Oahu (2)], 1 Burial Specialist [Hawaii], 2 Office Assistant IIIs [Hawaii (1), Oahu (1)] | A | 6.00 | | 149,420 | 6.00 | | 149,420 | 6.00 | | 149,420 |
| LNR 802 | | Add funds for renewal of Timesheet and Certification System licenses (30) and tech support | A | | | 70,000 | | | 70,000 | | | 70,000 |
| LNR 405 | | Restore DOCARE's general fund budget for personal services, current expenses, equipment and motor vehicles | A | | | 2,000,000 | | | 500,000 | | | 500,000 |
| LNR 405 | | Convert Community Fisheries Enforcement Units temporary positions to permanent, provide additional funding to cover full salaries (\$268,620). | A | 12.00 | (12.00) | 268,620 | 12.00 | (12.00) | | 12.00 | (12.00) | |
| LNR 405 | | Establish and fund the personal services for one (1) Program Specialist V (\$28,584) and (1) Program Specialist IV (\$25,386) positions to support the Division of Conservation and Resources Enforcement's administrative programs, operations and Makai Watch Program and operational cost (\$98,000). | A | 2.00 | | 151,970 | | | | | | |
| LNR 404 | | Supplemental Funding for Stream Study | A | | | 1,500,000 | | | 1,500,000 | | | 1,500,000 |

Department of Land and Natural Resources
Budget Decisions

Table 4

| | | Initial Department Request FY17 | | | Budget & Finance Recommendation FY17 | | | Governor's Decision FY17 | | | | |
|---------|---------|---|-----|---------|--------------------------------------|-----------|---------|--------------------------|---------|---------|---------|---------|
| Prog ID | Sub-Org | Description of Request | MOF | Pos (P) | Pos (T) | \$\$\$ | Pos (P) | Pos (T) | \$\$\$ | Pos (P) | Pos (T) | \$\$\$ |
| LNR 172 | | Add funds for Equipment (Oahu, Skidsteer with Attachments) | A | | | 80,000 | | | 80,000 | | | 80,000 |
| LNR 906 | | Convert 2 positions from Temporary to Permanent: Accountant IV, Position #91524C and Personnel Management Specialist III, Position #91523C . | A | 2.00 | (2.00) | | 2.00 | (2.00) | | 2.00 | (2.00) | |
| LNR 401 | | Convert from temporary to permanent position, Accountant IV (pos.#120594) | N | 0.75 | (0.75) | | 0.75 | (0.75) | | 0.75 | (0.75) | |
| LNR 401 | | Convert from temporary to permanent position, Accountant IV (pos.#120594) | A | 0.25 | (0.25) | | 0.25 | (0.25) | | 0.25 | (0.25) | |
| LNR 407 | | Conversion from Temporary to Permanent for Position#117017, NARS IV | A | 1.00 | (1.00) | | 1.00 | (1.00) | | 1.00 | (1.00) | |
| LNR 804 | | Add Funds for (11) Motor Vehicles , Oahu(1 4WD 1/2 Ton Pickup Truck, 2 4WD F150 Pickup Truck), Hawaii(1 4wd Pick-up Truck & 1 F350 Pickup Truck), Maui (1 F350 Pickup Truck & 2 F150 Pickup Truck) Kauai (1 4wd 1/2 Ton Pickup Truck, 2 4wd Pickup Truck) | A | | | 470,000 | | | 470,000 | | | 470,000 |
| LNR 804 | | Add Funds for Equipments (Oahu, 1 Tractor/Mower, Hawaii, 1 Tractor Flail Mower, Maui, 1 Tilting Trailer & 1 Mini Excavator, Kauai , 1 tractor Mower & 1 Mini Excavator) | A | | | 735,000 | | | 735,000 | | | 735,000 |
| LNR 101 | | Convert Coastal 2 positions: Lands Program Specialist, Pos. # 91502C, and Shoreline Disposition Specialist, Pos. #91501C, from temporary to permanent, | B | 2.00 | (2.00) | | 2.00 | (2.00) | | 2.00 | (2.00) | |
| LNR 806 | | Convert 4 temporary positions to permanent: 118907, 118916, 98075C, 98076C | B | 4.00 | (4.00) | | 4.00 | (4.00) | | 4.00 | (4.00) | |
| LNR 401 | | Convert from Temporary to Permanent positions: Aquatic Biologist IV (pos.# 120822), Aquatic Biologist III (pos # 120823), and 4 Fishery Technician IV (pos. #'s 120814,120815, 120816, & 120817) | A | 6.00 | (6.00) | | 6.00 | (6.00) | | 6.00 | (6.00) | |
| LNR906 | | Request General Funds to fund KIRC operating expenses | A | | | 1,757,100 | | | | | | |
| LNR 172 | | Add Funds for Payroll Restoration to cover existing positions under the Administrative Initiatives | A | | | 110,000 | | | | | | |
| LNR 804 | | Add Funds for Payroll Restoration to cover existing positions under the Administrative Initiatives | A | | | 400,000 | | | | | | |

Department of Land and Natural Resources
Budget Decisions

Table 4

| | | Initial Department Request FY17 | | | Budget & Finance Recommendation FY17 | | | Governor's Decision FY17 | | | | |
|---------|---------|--|-----|---------|--------------------------------------|-----------|---------|--------------------------|-----------|---------|---------|-----------|
| Prog ID | Sub-Org | Description of Request | MOF | Pos (P) | Pos (T) | \$\$\$ | Pos (P) | Pos (T) | \$\$\$ | Pos (P) | Pos (T) | \$\$\$ |
| LNR 405 | | Convert Education Specialist III from temporary to permanent position, #120457 SR20C | N | 1.00 | (1.00) | | 1.00 | (1.00) | | 1.00 | (1.00) | |
| LNR 101 | | Increase Special Land Development Fund ceiling to accommodate TAT funds from Act 117, SLH 2015. | B | | | 3,000,000 | | | 3,000,000 | | | 3,000,000 |
| LNR 806 | | Increase State Parks special fund ceiling by \$1,450,000 to accommodate TAT funds from Act | B | | | 1,450,000 | | | 1,450,000 | | | 1,450,000 |
| LNR 405 | | Increase DOCARE special fund ceiling by \$550,000 to accommodate TAT funds from Act 117, SLH 2015 | B | | | 550,000 | | | 550,000 | | | 550,000 |
| LNR 101 | | Increase Land Conservation Fund ceiling to match the cap set by Act 84, SLH 2015 | B | | | 1,700,000 | | | 1,700,000 | | | 1,700,000 |
| LNR 172 | | Ceiling increase to reflect the rising trend in timber and other revenues | B | | | 500,000 | | | 500,000 | | | 500,000 |
| LNR 804 | | Conversion from Temporary to Permanent for Position#120852, Wildlife Biologist IV | N | 1.00 | (1.00) | | 1.00 | (1.00) | | 1.00 | (1.00) | |
| LNR 101 | | Increase OCCL special fund ceiling to accommodate increase in annual revenues | B | | | 400,000 | | | 400,000 | | | 400,000 |
| LNR 101 | | Request new civil service position, Land Agent I-IV (SR 22, Step G) for Maui District Land Office | B | 1.00 | | 45,180 | 1.00 | | 45,180 | 1.00 | | 45,180 |
| LNR 801 | | Add 52 permanent positions: 51 positions that will allow the harbor offices to be open 7 days a week and 1 Accountant to oversee the expected increase in revenues and expenditures. | B | 52.00 | - | 2,743,278 | | | | | | |
| LNR 401 | | Establish position for Aquatic Biologist IV | A | 1.00 | | 23,700 | 1.00 | | 23,700 | 1.00 | | 23,700 |
| LNR 401 | | Establish position for Budget Specialist V | A | 1.00 | | 26,682 | | | | | | |
| LNR 401 | | Establish position for Assistant Administrator | A | 1.00 | | 40,740 | | | | | | |
| LNR 805 | | Establish position for Education Specialist IV | A | 1.00 | | 23,700 | | | | | | |
| LNR 153 | | Change MOF from B to A for Office Assistant III, #91202 | B | (0.50) | | (20,292) | | | | | | |
| LNR 153 | | Change MOF from B to A for Office Assistant III, #91202 | A | 0.50 | | 13,350 | | | | | | |
| LNR 402 | | Change of MOF for T to A for Positions # 91303C (.5 FTE) Wildlife Biologist V & Position#91304C Planner | T | | (1.50) | (121,670) | | (1.50) | (121,670) | | (1.50) | (121,670) |

Department of Land and Natural Resources
Budget Decisions

Table 4

| | | Initial Department Request FY17 | | | | Budget & Finance Recommendation FY17 | | | Governor's Decision FY17 | | | |
|---------|---------|--|-----|---------|---------|--------------------------------------|---------|---------|--------------------------|---------|---------|-------------|
| Prog ID | Sub-Org | Description of Request | MOF | Pos (P) | Pos (T) | \$\$\$ | Pos (P) | Pos (T) | \$\$\$ | Pos (P) | Pos (T) | \$\$\$ |
| LNR 402 | | Change of MOF for T to A for Positions # 91303C (.5 FTE)Wildlife Biologist V & Position#91304C Planner | A | | 1.50 | 80,046 | | | | | | |
| LNR 402 | | Change of MOF for T to A for Positions # 91303C (.5 FTE)Wildlife Biologist V & Position#91304C Planner | P | | - | - | | 1.50 | 121,670 | | 1.50 | 121,670 |
| LNR 402 | | Change of MOF from P to N for Positions #91406C 𖔏C, Wildlife Biologist IV | P | | (2.00) | (144,096) | | (2.00) | (144,096) | | (2.00) | (144,096) |
| LNR 402 | | Change of MOF from P to N for Positions #91406C 𖔏C, Wildlife Biologist IV | N | | 2.00 | 144,096 | | 2.00 | 144,096 | | 2.00 | 144,096 |
| LNR 402 | | Change of MOF from P to T for Position#91405C Wildlife Biologist IV | P | | (1.00) | (72,048) | | (1.00) | (72,048) | | (1.00) | (72,048) |
| LNR 402 | | Change of MOF from P to T for Position#91405C Wildlife Biologist IV | T | | 1.00 | 72,048 | | 1.00 | 72,048 | | 1.00 | 72,048 |
| LNR 141 | | Redirect funds from Act 84, SLH 2015 to fund soil and water conservation districts. | A | | | 350,000 | | | | | | |
| LNR 153 | | Federal fund ceiling adjustment | N | | | (14,326) | | | (14,326) | | | (14,326) |
| LNR 153 | | Federal fund ceiling adjustment | P | | | 19,942 | | | 19,942 | | | 19,942 |
| LNR 172 | | Federal Fund Ceiling Adjustment | P | | | 5,955,000 | | | 5,955,000 | | | 5,955,000 |
| LNR 401 | | Federal fund ceiling adjustment | N | | | 103,045 | | | 103,045 | | | 103,045 |
| LNR 401 | | Federal fund ceiling adjustment | P | | | (1,575,388) | | | (1,575,388) | | | (1,575,388) |
| LNR 402 | | Federal Fund Ceiling Adjustment | N | | | (237,764) | | | (237,764) | | | (237,764) |
| LNR 402 | | Federal Fund Ceiling Adjustment | P | | | 138,240 | | | 138,240 | | | 138,240 |
| LNR 405 | | Federal Fund Ceiling Adjustment | N | | | (14,653) | | | (14,653) | | | (14,653) |
| LNR 405 | | Federal Fund Ceiling Adjustment | P | | | (30,000) | | | (30,000) | | | (30,000) |
| LNR 407 | | Federal Fund Ceiling Adjustment | P | | | (169,962) | | | (169,962) | | | (169,962) |
| LNR 801 | | Federal Fund Ceiling Adjustment | N | | | 700,000 | | | 700,000 | | | 700,000 |

Department of Land and Natural Resources
 Budget Decisions

Table 4

| | | MOF | Initial Department Request FY17 | | | Budget & Finance Recommendation FY17 | | | Governor's Decision FY17 | | | |
|---------------|-----------------------------|---|---------------------------------|---------|------------|--------------------------------------|---------|------------|--------------------------|---------|------------|----------|
| Prog ID | Sub-Org | | Description of Request | Pos (P) | Pos (T) | \$\$\$ | Pos (P) | Pos (T) | \$\$\$ | Pos (P) | Pos (T) | \$\$\$ |
| LNR 802 | | Federal Fund Ceiling Adjustment | N | | | (88,141) | | | (88,141) | | | (88,141) |
| LNR 804 | | Federal Fund Ceiling Adjustment | N | | | 226,878 | | | 226,878 | | | 226,878 |
| LNR 805 | | Federal fund ceiling adjustment | N | | | (88,000) | | | (88,000) | | | (88,000) |
| LNR906 | | Add funds for the purchase of Office 365 Licenses | A | | | | | 189,750 | | | | 189,750 |
| LNR 802 | | Request funds for the continuation of Integrated Information Management System | A | | | | | 200,000 | | | | 200,000 |
| LNR 802 | | Request funds for the continuation of digitization of records, reports, and files | A | | | | | 100,000 | | | | 100,000 |
| | | | | | | | | | | | | |
| | | | 102.00 | (10.00) | 68,709,761 | 43.00 | (32.00) | 22,565,742 | 43.00 | (32.00) | 22,565,742 | |
| | | | | | | | | | | | | |
| By MOF | | | | | | | | | | | | |
| | General | A | 39.75 | 4.25 | 53,801,963 | 30.75 | (20.25) | 6,186,866 | 30.75 | (20.25) | 6,186,866 | |
| | Special | B | 59.50 | (7.00) | 10,383,286 | 9.00 | (6.00) | 11,645,180 | 9.00 | (6.00) | 11,645,180 | |
| | Federal Funds | N | 2.75 | (0.75) | 731,135 | 2.75 | (0.75) | 731,135 | 2.75 | (0.75) | 731,135 | |
| | Other Federal Funds | P | - | (6.00) | 3,842,999 | - | (4.50) | 3,964,669 | - | (4.50) | 3,964,669 | |
| | Private | R | - | - | - | - | - | - | - | - | - | |
| | County | S | - | - | - | - | - | - | - | - | - | |
| | Trust | T | - | (0.50) | (49,622) | 0.50 | (0.50) | 37,892 | 0.50 | (0.50) | 37,892 | |
| | Inter-departmental Transfer | U | - | - | - | - | - | - | - | - | - | |
| | Revolving | W | - | - | - | - | - | - | - | - | - | |
| | Other | X | - | - | - | - | - | - | - | - | - | |

Department of Land and Natural Resources
Proposed Budget Reductions

Table 5

| Prog ID | Sub-Org | Description of Reduction | Impact of Reduction | MOF | FY17 | | | FY16 Restriction (Y/N) |
|---------|---------|--|---|-----|---------|---------|--------------|------------------------------|
| | | | | | Pos (P) | Pos (T) | \$\$\$ | |
| LNR 402 | DB | Decrease in Federal Fund ceiling | The state wildlife grant program is a Congressional appropriation that has been decreasing since 2010. Funds go to support avian conservation, wetland management, and grant coordination across the state. Competitive grants will be applied for to offset these reduction. | N | | | \$ (237,764) | N |
| LNR 402 | DB | Change of MOF for T to P for Positions # 91303C (.5 FTE) Wildlife Biologist V & Position #91304C Planner | No impact. This change reflects the primary duties of the position within the funding structure of the LNR. | T | | (1.50) | \$ (121,670) | N |
| LNR 402 | DB | Change of MOF from P to N for Positions #91406C & #91407C, Wildlife Biologist IV | No impact. This change reflects the primary duties of the position within the funding structure of the LNR. | P | | (2.00) | \$ (144,096) | N |
| LNR 402 | DB | Change of MOF from P to T for Position #91405C Wildlife Biologist IV | No impact. This change reflects the primary duties of the position within the funding structure of the LNR. | P | | (1.00) | \$ (72,048) | N |
| LNR 407 | NA | Decrease in Federal Fund ceiling | No impact. Division is applying for other competitive grants will be applied for to offset these reductions. | P | | | \$ (169,962) | N |
| LNR 405 | HA | Decrease in Federal Fund ceiling | Reduced ability to fund personal services, and other expenses and operating costs supporting Hunter Education Program administration positions | N | | | \$ (14,653) | N |
| LNR 405 | HB | Decrease in Federal Fund ceiling | Reduced operations in support of Marijuana eradication and NOAA Joint enforcement program efforts | P | | | \$ (30,000) | N |
| LNR 802 | HP | Decrease in Federal Fund ceiling | It is the Division's understanding that the decrease in the Federal Fund ceiling will bring the appropriation in line with the amount received for the FY15 award under the HPF grant program. | N | | | \$ (88,141) | N |
| LNR 805 | CB | Decrease in Federal Fund ceiling | Reduction in federal sport fish grant funding due to delays in obtaining permits for the state's artificial reef project | N | | | \$ (88,000) | N |
| | | | | | | | | |

Department of Land and Natural Resources
Proposed Budget Additions

Table 6

| Prog ID | Sub-Org | Addition Type | Prog ID Priority | Dept-Wide Priority | Description of Addition | Justification | MOF | FY17 | | |
|---------|---------|---------------|------------------|--------------------|--|--|-----|---------|---------|--------------|
| | | | | | | | | Pos (P) | Pos (T) | \$\$\$ |
| LNR 802 | HP | AR | 2 | 1 | Add funds for renewal of Timesheet and Certification System licenses (30) and tech support | The Time Sheet Certification application enables SHPD to fulfill a requirement under its National Park Service (NPS), Corrective Action Plan (CAP), and the Historic Preservation Fund grant program which mandates that SHPD maintain individual personnel activity reports on a monthly basis that are signed by the employees. It also fulfills the audit findings for the SHPD's Single Audit Reports for Fiscal Years 2010-2013, requiring that SHPD implement procedures to better document that compensation cost charged to the federal program comply with applicable cost principles. Although SHPD is considered to be a high risk grant recipient under the NPS Corrective Action Plan (CAP), it has met most of the required elements of the CAP. Therefore, implementing the Time Sheet Certification application moves the Division closer to meeting one of the two remaining CAP requirements and the lifting of its high risk grant recipient status. Remaining under the high risk status could jeopardize future grant funding for the Division and result in the possible loss funding for several key staff positions. Finally, this is an extremely cost effective solution for SHPD, as the Division is being included under an application that was developed for and currently in use by DOFAW to meet the similar requirements. | A | | | \$ 70,000 |
| LNR 404 | GA | AR | 1 | 2 | Supplemental Funding for Stream Study | The objective of the Study on Low-flow Characteristics of Streams is to: A) Estimate selected natural low-flow duration discharges for streams with existing streamflow data at gaged sites and B) Develop methods to estimate selected natural low-flow duration discharges for streams with ungaged sites. The results of the Study will assist the Department in quantifying and understanding the availability of surface water in watersheds to better manage the State's surface water resources. | A | | | \$ 1,500,000 |

Department of Land and Natural Resources
Proposed Budget Additions

Table 6

| Prog ID | Sub-Org | Addition Type | Prog ID Priority | Dept-Wide Priority | Description of Addition | Justification | MOF | Pos (P) | Pos (T) | \$\$\$ |
|---------|---------|---------------|------------------|--------------------|---|--|-----|---------|---------|------------|
| LNR 401 | CA | AR | 1 | 3 | Change MOF from P to A for the following positions: HHWNMS Co-Manager (pos. #109101) & PMNM Co-Manager (pos. 118628) & PMNM Permit Coordinator (pos, #118629) | Federal cuts to the Sanctuary and Monument means the State would lose coordinated and regular representation in the management of these important programs. The Department's proposed budget includes general funds for both the Sanctuary and Monument co-manager positions. | A | 2.00 | | \$ 129,996 |
| LNR 802 | HP | AR | 1 | 4 | Request funds for the continuation of Integrated Information Management System (Reclassified from 2nd Year Funding Request) | Due to the current fragmented and non-electronic state of the Division's report library, site inventory, and GIS system, the Division is continuing its work on the development and installation of an Integrated Information Management System which is intended to connect the various silo-ed datasets into a centralized environment enabling users to be able to efficiently identify information. It will also enable tracking of projects through its lifecycle and deliver this information to project proponents insuring transparency to better inform the proponents on the current status of their project. In addition, it will provide an electronic portal for the submission of project plans or requests for additional information. As a result, the review process will be greatly expedited. | A | | | \$ 200,000 |

Department of Land and Natural Resources
Proposed Budget Additions

Table 6

| Prog ID | Sub-Org | Addition Type | Prog ID Priority | Dept-Wide Priority | Description of Addition | Justification | MOF | Pos (P) | Pos (T) | \$\$\$ |
|---------|---------|---------------|------------------|--------------------|--|--|-----|---------|---------|------------|
| LNR 802 | HP | AR | 1 | 5 | Add funds for six new positions and related equipment: 3 Archaeologist IIIs [Hawaii (1), Oahu (2)], 1 Burial Specialist [Hawaii], 2 Office Assistant IIIs [Hawaii (1), Oahu (1)] | Due to the demands placed on the Division by the increased volume of development projects, commercial building permits, and agency submittals requiring §6E, HRS, reviews and determinations, along with reviews and other related action mandated by Section 106 under the National Historic Preservation Act of 1966 (NHPA) as amended and program requirements under the Historic Preservation Fund (HPF) grant, the Division is requesting additional positions and related equipment to insure that all aspects of its operation meet the statutory mandates and the time sensitive deadlines and due dates along with the HPF grant program requirements reiterated in the National Park Service (NPS) Corrective Action Plan (CAP) which remains in effect until the remaining and final required element is completed. Failure to respond to this request for additional positions and related equipment may negatively impact the Division's ability and capacity to meet its §6E, HRS, and NHPA Section 106 mandates, and adversely impact the required CAP compliance that has been achieved by the Division. | A | | | \$ 149,420 |
| LNR 802 | HP | AR | 1 | 6 | Request funds for the continuation of digitization of records, reports, and files (Reclassified from 2nd Year Funding Request) | The Division continues to work on digitizing of all records, reports, and files as part of the SHPD Data Management Plan. This initiative is set to compile legacy information into the proper electronic format and store it in a centralized database as part of the Integrated Information Management System. | A | | | \$ 100,000 |
| LNR 405 | HA | AR | 1 | 7 | Restore DOCARE's general fund budget for personal services, current expenses, equipment and motor vehicles | Increase necessary to fund personal services, equipment and other expenses, to fund increased maintenance costs for vehicles and vessels and to fund extended contingency enforcement operations | A | | | \$ 500,000 |

Department of Land and Natural Resources
Proposed Budget Additions

Table 6

| Prog ID | Sub-Org | Addition Type | Prog ID Priority | Dept-Wide Priority | Description of Addition | Justification | MOF | Pos (P) | Pos (T) | \$\$\$ |
|---------|---------|---------------|------------------|--------------------|--|--|-----|---------|---------|--------------|
| LNR 407 | DA | NG | 8 | 8 | Add funds for International Union of Conservation of Nature World 2016 Congress, IUCN (Administrative Initiative). | This request is for \$4.0 million of special funds for Hawaii to host the International Union for the Conservation of Nature (IUCN) World Conservation Conference in 2016. IUCN, the world's oldest and largest global environmental network, holds a conference every four years and encourages member organizations to improve their management of the natural and cultural environment for human, social and economic well-being. The Conference hosts approximately 8,000 delegates from around the world for a ten-day event to discuss, debate, and decide on environmental and development issues and policy. IUCN's mission is to influence, encourage, and assist societies throughout the world to conserve the integrity and diversity of nature and to ensure that any use of natural and cultural resources is equitable and ecologically sustainable. The IUCN helps the world find pragmatic solutions to our most pressing environment and development challenges, and brings together governments, non-governmental organizations, United Nations agencies, companies, and local communities to develop and implement policy, laws, and best practices. | B | | | \$ 4,000,000 |
| LNR 402 | DA | AR | 3 | 9 | Wildfire Contingency Fund - Aloha + [Reclassified from Administrative Initiative] | Funds needed per year for DOFAW to respond to wildland fire. HRS Chapter 185-4 describes the establishment of a firefighter's contingency fund into which "shall be made appropriations from the legislature" for "all expenses incurred in controlling or extinguishing a fire." The requested amount is based on analysis of recent costs including salary and operations incurred by the agency for controlling wildland fires in Hawaii, which are trending upward with climate change and other factors. DOFAW currently assists federal, state, and county agencies, including civil defense to respond and keep situations from escalating. | A | | | \$ 800,000 |

Department of Land and Natural Resources
Proposed Budget Additions

Table 6

| Prog ID | Sub-Org | Addition Type | Prog ID Priority | Dept-Wide Priority | Description of Addition | Justification | MOF | Pos (P) | Pos (T) | \$\$\$ |
|---------|---------|---------------|------------------|--------------------|--|--|-----|---------|---------|------------|
| LNR 804 | DA | AR | 4 | 10 | Na Ala Hele Aloha + [Reclassified from Administrative Initiative] | This request implements the Aloha+ Challenge (SCR 69, SLH 2014) by connecting residents and visitors with the natural environment. Funding will enhance the State's trail and access system, by improving trails, establishing access to landlocked public lands, acquiring new public lands, and creating agreements to allow public use on private land. This request will also enhance public hunting opportunities by establishing new hunting areas and improving access to existing areas. Hawaii's trails and public lands are iconic visitor destinations, contributing to the State's economy, and contribute to healthy outdoor activity. | A | | | \$ 450,000 |
| LNR 402 | DA | AR | 5 | 11 | Kawainui Restoration Project - Aloha + [Reclassified from Administrative Initiative] | Kawainui Marsh is the largest freshwater wetland in the state, and home of four species of native Hawaiian waterbirds. It is also a crucial flood control area, with a 1.3 mile levee that protects the residential community of Kailua, Oahu. Failure to fund management of the marsh would threaten endangered species habitat and the maintenance of the Kawainui flood control level. | A | | | \$ 150,000 |
| LNR 402 | DA | AR | 6 | 12 | Kure Atoll Management - Aloha + [Reclassified from Administrative Initiative] | Kure Atoll is located 1200 miles from Oahu at the end of the Northwest Hawaiian Island chain. It is home to 16 species of seabirds and the endangered Hawaiian monk seal. The Kure Atoll field camp supports researchers from around the world, and is crucial to the protection and management of a wide array of terrestrial and marine trust species. The area is currently contaminated with PCB ladden soil. These funds would leverage an approximately 1 to 3 match of federal grant funds which support island restoration (invasive removal/native plant restoration and propagation), wildlife management, marine debris removal, and the logistics to operate this remote sanctuary. Expenses for these funds include field station staff and volunteers, transportation, camp supplies, training opportunities, and the development of a native plant nursery. | A | | | \$ 150,000 |

Department of Land and Natural Resources
Proposed Budget Additions

Table 6

| Prog ID | Sub-Org | Addition Type | Prog ID Priority | Dept-Wide Priority | Description of Addition | Justification | MOF | Pos (P) | Pos (T) | \$\$\$ |
|---------|---------|---------------|------------------|--------------------|---|--|-----|---------|---------|------------|
| LNR 402 | DA | AR | 8 | 13 | Endangered Species - Aloha+ [Reclassified from Administrative Initiative] | This request will provide capacity to manage endangered species initiatives for which federal grants are available to match. The Division's wildlife program is Mandated under HRS 195D-4 to assure the protection and recovery of Hawaii's endangered waterbirds and wetlands as well as the habitats on which they depend. Our capacity to carry out this mandate is limited due to a shortage of professional and worker level staff, equipment and operational funds. Specific programs, such as the Alala and the Kiwikiu (Maui Parrotbill) captive breeding and release programs, currently depend on dwindling federal and private funding. Increased public funding is necessary to assure the continued success of these and other projects. | A | | | \$ 450,000 |
| LNR 906 | AA | AR | 3 | 14 | Convert unbudgeted position #121500, Communication and Video Conference Asst., SR | The position of Communications and Video Conference Assistant was established in the Chair's Office of the Department of Land and Natural Resources to assist the Communications Office in a variety of legally mandated tasks and non-legal tasks. This position is responsible for closed captioning services for all departmental produced video products (325+ to date) as required by ADA (Americans with Disabilities Act), distribution required by ADA, tracking and distribution of videos to various community cable TV systems (ie: Olelo), and for scheduling and management of all video and web conferencing activities, emanating from the Chair's Office and the Board Room, as well as other duties as assigned. Currently funded by Special Land Development Fund. | B | 1.00 | | \$ 60,800 |

Department of Land and Natural Resources
Proposed Budget Additions

Table 6

| Prog ID | Sub-Org | Addition Type | Prog ID Priority | Dept-Wide Priority | Description of Addition | Justification | MOF | Pos (P) | Pos (T) | \$\$\$ |
|---------|---------|---------------|------------------|--------------------|---|---|-----|---------|---------|--------------|
| LNR 101 | EA | NG | 6 | 15 | Increase Land Conservation Fund ceiling to match the cap set by Act 84, SLH 2015 | Act 84, SLH 2015 capped the transfer of conveyance tax revenues to the Land Conservation Fund at \$6.8m, or 10% of the revenues, whichever is less. The Land Conservation Fund is anticipated to reach its cap at \$6.8 million in both FY 16 and FY 17. Thus, the Department recommends that the spending ceiling imposed on the Land Conservation Fund for FY17 equal \$6.8 million, which would allow this program to support land acquisition projects to the level that the Legislature has set its cap. This ceiling increase would help keep funding availability for projects steady while the Land Conservation Fund supports debt service for the Turtle Bay Conservation Easement Special Fund, pursuant to Act 121, SLH 2015, which is an approximately \$1.5 million per year impact on the program. With the proposed ceiling increase of \$1.7m, the Legacy Land Conservation Program anticipates that will bring in an additional \$3.4m of non-State funding for land conservation, based on historical match rates for the program. That ceiling increase will expand the program by a third, greatly increasing the resource protection and public benefits provided. | B | | | \$ 1,700,000 |
| LNR 906 | AA | AR | 2 | 16a | Convert unbudgeted position #120897, Aha Moku Manager and fund operating expenses | The Aha Moku Advisory Committee (AMAC) was established in Act 288, 2012 Legislature to integrate indigenous resource management practices with western management practices in each of the 43 moku districts in the State of Hawaii. The Executive Director oversees, directs, plans & coordinates the various activities of the AMAC in identifying indigenous practices for natural resource management, fostering understanding and practical use of native Hawaiian resource knowledge, methodology and expertise; and sustaining the State's marine, land, cultural, agricultural and natural resources through providing community education and fostering cultural awareness on the benefits of the Aha Moku system. | A | 0.50 | | \$ 39,000 |
| LNR 906 | AA | NG | 2 | 16b | Convert unbudgeted position #120897, Aha Moku Manager and fund operating expenses | | T | 0.50 | | \$ 87,514 |

Department of Land and Natural Resources
Proposed Budget Additions

Table 6

| Prog ID | Sub-Org | Addition Type | Prog ID Priority | Dept-Wide Priority | Description of Addition | Justification | MOF | Pos (P) | Pos (T) | \$\$\$ |
|---------|---------|---------------|------------------|--------------------|--|---|-----|---------|---------|--------------|
| LNR 101 | EA | NG | 1 | 17 | Request new civil service position, Land Agent I-IV (SR 22, Step G) for Maui District Land Office | The position is an integral part of the Department's resource management plan and is essential to successfully carrying out the Department's efforts to improve and manage the State's natural and cultural resources, encompassing 130,000 acres of land use responsibilities within Maui District. The Maui District Land office staff count has not changed since 1959 despite the significant growth in population and increase in tourism. | B | 1.00 | | \$ 45,180 |
| LNR 101 | EA | NG | 4 | 18 | Increase Special Land Development Fund ceiling to accommodate TAT funds from Act 117, SLH 2015. | Act 117, SLH 2015 provided the DLNR with \$3,000,000 from the Transient Accommodations Tax (TAT). Starting in FY 2017, Act 117 allocates \$3,000,000 from the TAT to the Special Land Development Fund (LNR 101) to be expended in accordance with the Hawaii Tourism Strategic Plan. The funds will be distributed to various DLNR divisions in accordance with the Act. DLNR requests a corresponding increase in its Special Land Development Fund (S-316) to accommodate these funds. | B | | | \$ 3,000,000 |
| LNR 806 | FI | NG | 1 | 19 | Increase State Parks special fund ceiling by \$1,450,000 to accommodate TAT funds from Act 117, SLH 2015 | The Division requests an increase in the State Parks Special Fund ceiling by \$1,450,000 to accommodate the transfer of a minimum of \$1,450,000 of the Transient Accommodations Tax (TAT) from the special land and development fund to the DSP Special funds for the expenditure of TAT statewide to offset the impacts and management cost to Hawaii's State parks. | B | | | \$ 1,450,000 |
| LNR 405 | HA | NG | 5 | 20 | Increase DOCARE special fund ceiling by \$550,000 to accommodate TAT funds from Act 117, SLH 2015 | Increase necessary to accommodate expected TAT funding in support of equipment purchase for statewide beach protection and enforcement | B | | | \$ 550,000 |

Department of Land and Natural Resources
Proposed Budget Additions

Table 6

| Prog ID | Sub-Org | Addition Type | Prog ID Priority | Dept-Wide Priority | Description of Addition | Justification | MOF | Pos (P) | Pos (T) | \$\$\$ |
|---------|---------|---------------|------------------|--------------------|---|---|-----|---------|---------|------------|
| LNR 172 | DA | NG | 2 | 21 | Ceiling increase to reflect the rising trend in timber and other revenues | We estimate \$200,000 in revenue per year for two years from the harvest and sale of 15,000 green tons of biomass from Kauai wild-fire salvage to the developing Green Energy Biomass Plant on Kauai, beginning in FY17. We estimate \$250,000 in revenue per year from sales of hardwood lumber and biomass wood products in the first two years. Land license may extend 20 years (negotiable). DOFAW anticipates a \$50,000 increase in telecom land licenses on Forest Reserve statewide in FY17, valued at \$50,000 per year. | B | | | \$ 500,000 |
| LNR 101 | EA | NG | 5 | 22 | Increase OCCL special fund ceiling to accommodate increase in annual revenues | The OCCL is anticipated to receive approximately \$600,000 of the \$3,000,000 TAT funds for beach restoration projects and coastal studies to protect beaches and coastal areas. It is anticipated that these funds (\$600,000) will be transferred from the Special Land Development Fund (S-316) to the Beach Restoration Special Fund (S-325). Thus, OCCL is identifying this as revenue starting in FY 2017. These funds, along with revenues from seawall easements, should increase overall revenues. | B | | | \$ 400,000 |
| LNR 172 | DA | AR | 4 | 23 | Add funds for Equipment (Oahu, Skidsteer with Attachments) | Skid Steer tractor is needed to support management programs and public recreation. Equipment is needed to respond to emergencies (rock and mud-slides, hazard tree fall), clear and maintain trails and forest reserve roads, clear and maintain brush for fuel reduction and tree planting projects, and to support maintenance and repair of forestry campgrounds. | A | | | \$ 80,000 |

Department of Land and Natural Resources
Proposed Budget Additions

Table 6

| Prog ID | Sub-Org | Addition Type | Prog ID Priority | Dept-Wide Priority | Description of Addition | Justification | MOF | Pos (P) | Pos (T) | \$\$\$ |
|---------|---------|---------------|------------------|--------------------|---|--|-----|---------|---------|------------|
| LNR 804 | DA | AR | 4 | 24 | Add Funds for (11) Motor Vehicles , Oahu(1 4WD 1/2 Ton Pickup Truck, 2 4WD F150 Pickup Truck), Hawaii(1 4wd Pick-up Truck & 1 F350 Pickup Truck), Maui (1 F350 Pickup Truck & 2 F150 Pickup Truck) Kauai (1 4wd 1/2 Ton Pickup Truck, 2 4wd Pickup Truck) | This request would increase general funds in order to purchase replacements for aging vehicles for the Na Ala Hele and Game Management programs statewide. Vehicles requested are to be shared by the respective baseyard staff for various purposes within and between the different DOFAW programs, including trails and access, game management, wildlife, forestry, and watershed management, and for fire and emergency response. | A | | | \$ 470,000 |
| LNR 804 | DA | AR | 5 | 25 | Add Funds for Equipments (Oahu, 1 Tractor/Mower, Hawaii, 1 Tractor Flail Mower, Maui, 1 Tilting Trailer & 1 Mini Excavator, Kauai , 1 tractor Mower & 1 Mini Excavator) | Equipment will expand recreational oppurtunities Statewide. Funding capacity will provide construction of new trails, access roads, and recreational game management. Equipment will be used for construction and renovation of new and existing facilites. | A | | | \$ 735,000 |
| LNR 401 | CA | AR | 2 | 26 | Establish position for Aquatic Biologist IV | The establishment of a new Aquatic Biologist IV position is needed to monitor protected species such as the Hawaiian monk seal, humpback whale, false killer whale, and marine sea turtles as these species have become the focus of marine resource management issues in Hawaii. The Division has no dedicated staff biologist with the expertise to evaluate proposed actions by National Oceanic and Atmospheric Administration or to inform and support state management of these critical state resources. This includes the range of actions by the NOAA to designate species as threatened or endangered under the Endangered Species Act (ESA), designate critical habitat under the ESA, and various other management actions under the ESA and the Marine Mammal Protection Act. | A | 1.00 | | \$ 23,700 |

Department of Land and Natural Resources
Proposed Budget Additions

Table 6

| Prog ID | Sub-Org | Addition Type | Prog ID Priority | Dept-Wide Priority | Description of Addition | Justification | MOF | Pos (P) | Pos (T) | \$\$\$ |
|---------|---------|---------------|------------------|--------------------|---|---|-----|---------|---------|--------------|
| LNR 402 | DA | FF | 1 | 27 | Change of MOF for T to P for Positions # 91303C (.5 FTE)Wildlife Biologist V & | 4) DOFAW anticipates a \$50,000 increase in telecom land licenses on Forest Reserve statewide in FY17, valued at \$50,000 per year. | P | | 1.50 | \$ 121,670 |
| LNR 402 | DA | FF | 3 | 28 | Change of MOF from P to N for Positions #91406C 𖔏C, Wildlife Biologist IV | This request will shift two positions from Federal Funded MOF (P) to Federal Funded MOF (N) within LNR 402. These positions work primarily on non-game management issues and provide support recurring grants. This change reflects the primary duties of the position within the funding structure of the LNR. | N | | 2.00 | \$ 144,096 |
| LNR 402 | DA | NG | 2 | 29 | Change of MOF from P to T for Position#91405C Wildlife Biologist IV | This request will shift the position from Federal Fund (P) to Trust Fund MOF (T) within LNR 402. This change reflects the primary duties of the position within the funding structure of the LNR. | T | | 1.00 | \$ 72,048 |
| LNR 906 | AA | AR | 5 | 30 | Add funds for the purchase of Office 365 Licenses | Annual licenses for Office 365 are being delegated to the departments instead of being centrally purchased by the Office of Enterprise Technology Services. The requested amount is needed for the annual purchase of the licenses. | A | | | \$ 189,750 |
| LNR 153 | CB | FF | 3 | 31 | Federal fund ceiling adjustment | Federal funds to support commercial fisheries catch data analysis by the Division's statistical unit. | P | | | \$ 19,942 |
| LNR 172 | DA | FF | 3 | 32 | Federal Fund Ceiling Adjustment | Increase in Federal Fund Ceiling (P) for LNR 402 due to anticipated increase in Competitive/Non-recurring Federal Awards for Fiscal Year 17. | P | | | \$ 5,955,000 |
| LNR 401 | CA | FF | 7 | 33 | Federal fund ceiling adjustment | Additional federal funds to be used for sport fish restoration projects such as marine and freshwater technical guidance reviewing impacts of development on aquatic resources. | N | | | \$ 103,045 |
| LNR 402 | DA | FF | 5 | 34 | Federal fund ceiling adjustment | Increase in Federal Fund Ceiling (P) for LNR 402 due to anticipated increase in Competitive/Non-recurring Federal Awards for Fiscal Year 17. | P | | | \$ 138,240 |

Department of Land and Natural Resources
Proposed Budget Additions

Table 6

| Prog ID | Sub-Org | Addition Type | Prog ID Priority | Dept-Wide Priority | Description of Addition | Justification | MOF | Pos (P) | Pos (T) | \$\$\$ |
|---------|---------|---------------|------------------|--------------------|---------------------------------|---|-----|---------|---------|---------------|
| LNR 801 | CH | FF | 2 | 35 | Federal Fund Ceiling Adjustment | The request will allow DOBOR to spend accumulated federal reimbursements in excess of \$1,000,000. Currently, the budget ceiling is \$800,000 and DOBOR has over \$1,000,000 in federal reimbursements. Funds will be used for equipment purchases, repairs and maintenance to buildings, facilities, and vehicles. | N | | | \$ 700,000 |
| LNR 804 | DA | FF | 2 | 36 | Federal fund ceiling adjustment | Increase in Federal Fund Ceiling (N) for LNR 402 due to anticipated increase in Competitive/Non-recurring Federal Awards for Fiscal Year 17. | N | | | \$ 226,878 |
| | | | | | | | | 6.00 | 4.50 | \$ 25,461,279 |

Department of Land and Natural Resources
FY16 Restrictions

Table 7

| <u>Prog ID</u> | <u>Sub-Org</u> | <u>MOF</u> | <u>Budgeted by Dept</u> | <u>Restriction</u> | <u>Difference Between Budgeted & Restricted</u> | <u>Percent Difference</u> | <u>Impact</u> |
|----------------|----------------|------------|-------------------------|--------------------|---|---------------------------|--|
| LNR 141 | GA | A | 211,874 | 21,187 | 190,687 | 90.00% | Due to a vacancy which will be filled in the 3rd quarter, the LNR141 program should be able to accommodate this restriction in FY16. However, with the start of the new staff, the continuation of the restriction beyond FY16 would affect the program's ability to pay salaries and fund operational costs to perform mandated duties. |
| LNR 153 | CB | A | 763,778 | 76,378 | 687,400 | 90.00% | Restriction caused use of the commercial fisheries special fund to pay for Commercial Marine Licensing System modifications |
| LNR 172 | DA | A | 741,504 | 74,150 | 667,354 | 90.00% | Will need to use more operational funds than the \$111,000 we are already using to cover civil service salaries (4th quarter salaries will be difficult), impacts ability to provide matching funds for federal grants (thus use of more operational funds), reduces capacity to keep long-term projects going (fencing, tree planting, road maintenance), and reduces ability to maintain emergency response capacity to wild fires, post-hurricane & tsunami response. |
| LNR 401 | CA | A | 2,270,012 | 227,001 | 2,043,011 | 90.00% | Delayed certain PO's until beginning of the 2nd quarter and asked staff to hold off purchasing unless absolutely needed. |
| LNR 402 | DA | A | 4,743,057 | 474,306 | 4,268,751 | 90.00% | Primary operating expenditures reduction includes management of Kawaiui Marsh in Oahu, base operations for district wildlife biologists across the state and would also impact the required state match on Federal Grants. |
| LNR 404 | GC | A | 2,323,264 | 232,326 | 2,090,938 | 90.00% | 1. Limits the type and/or scope of work to be performed through contractual services (eg. complex hydrological studies) whose results are used by the Commission on Water Resource Management for decision-making regarding the availability and the use of the water and resolving water-related disputes. 2. Delays the filling of 2 vacant positions (Hydrologist V-Ground Water Branch and Hydrologist VI-Stream Protection and Management Branch). |
| LNR 405 | HA | A | 7,877,898 | 787,790 | 7,090,108 | 90.00% | The restriction will affect: overtime funds needed for natural disaster emergencies or enforcement operations and services needed by the Department; salaries of newly hired officers, their training, and outfitting them with necessary uniform and required equipment/gear which is essential to their job. There will be delays in major vehicle repairs and replacement of equipment and supplies which could jeopardize officer safety. |
| LNR 407 | NA | A | 815,017 | 81,502 | 733,515 | 90.00% | The restriction will reduce maintainance of capital improvement project investments and long-term projects focusing on fresh water, reduce greenhouse gas emissions, reduce flooding, erosion, wildfires and threatened and endangered species. |
| LNR 801 | CH | A | 500,000 | 50,000 | 450,000 | 90.00% | This is a grant to the Polynesian Voyaging Society and a reduction may affect their operating budget. |
| LNR 802 | HP | A | 1,531,138 | 153,114 | 1,378,024 | 90.00% | There may not be enough funds to cover the salaries in the 4th quarter of the fiscal year. |
| LNR 804 | DA | A | 1,407,726 | 140,773 | 1,266,953 | 90.00% | The restriction would mean up to 50% cut on operating expenditures. Operating cuts would impact the required state match on most federal funded projects such as the Recreational Trails Program and the Game Management Grant and not enough payroll to cover the 4th quarter of the Fiscal Year. |
| LNR 805 | CB | A | 823,379 | 82,338 | 741,041 | 90.00% | Delayed certain PO's until beginning of the 2nd quarter and asked staff to hold off purchasing unless absolutely needed. |
| LNR 806 | FA | A | 5,023,854 | 502,385 | 4,521,469 | 90.00% | The 10% reduction has forced DSP to use special funds for operations to offset the reduction in general funds and in doing so, has jeopardized the salary obligation for our special fund positions. |
| LNR 906 | AA | A | 2,376,019 | 122,602 | 2,253,417 | 94.84% | There may not be enough funds to cover the salaries in the 4th quarter of the fiscal year. |
| | | | 31,408,520 | 3,025,852 | 28,382,668 | 90.37% | |

Department of Land and Natural Resources
 Emergency Appropriation Requests

Table 8

| <u>Prog ID</u> | <u>Description of Request</u> | <u>Explanation of Request</u> | <u>MOF</u> | <u>Pos (P)</u> | <u>Pos (T)</u> | <u>\$\$\$</u> |
|----------------|-------------------------------|-------------------------------|------------|----------------|----------------|---------------|
| None | | | | | | |

Department of Land and Natural Resources
Expenditures Exceeding Appropriation Ceilings in FY15 and FY16

Table 9

| <u>Prog ID</u> | <u>MOF</u> | <u>Date</u> | <u>Appropriation</u> | <u>Amount Exceeding Appropriation</u> | <u>Percent Exceeded</u> | <u>Reason for Exceeding Ceiling</u> | <u>Legal Authority</u> | <u>Recurring (Y/N)</u> | <u>GF Impact (Y/N)</u> |
|----------------|------------|-------------|----------------------|---------------------------------------|-------------------------|--|------------------------------|------------------------|------------------------|
| LNR 401 | P | 12/4/2015 | \$ 615,985 | \$ 348,458 | 57.0% | Provide continued funding for the cooperative conservation and long-term management of Hawaiian monk seals, sea turtles, and their habitat | Award Number: NA13NMF4720036 | Y | N |

Department of Land and Natural Resources
 Intradepartmental Transfers in FY15 and FY16

Table 10

| Actual or Anticipated | MOF | Pos (P) | Pos (T) | \$\$\$ | FromProg | Percent of Program ID | ToProg ID | Percent of Receiving P | Reason for Transfer | Recurring(Y/N) |
|-----------------------|-----|---------|---------|--------|----------|-----------------------|-----------|------------------------|---|----------------|
| 42186 | A | | 121535 | 16230 | LNR402 | 1 | LNR906 | 1 | This position will provide fiscal support to the Division | N |
| 42186 | A | | 121501 | 16230 | LNR407 | 1 | LNR906 | 1 | This position will address the immediate staffing need | N |
| 42186 | B | 121502 | | 37464 | LNR801 | 1 | LNR906 | 1 | This position will address the immediate staffing need | N |

Table 11 Instructions

| COLUMN | DATA ELEMENT | DEFINITION |
|-------------------------------|--|---|
| A | State Expending Agency | State entity authorized to expend the funds as authorized by the appropriation or as delegated by the Governor. Select from drop-down menu. See legend below. |
| B | Program I.D. | The unique identifier for the specific program responsible for carrying out the program consisting of the abbreviation for the State entity followed by the organization number for the program. Format: XXX### |
| C | Award Number | The identifying number assigned by the awarding Federal Agency, such as the federal grant number, federal contract number or the federal loan number that appears in the federal award document. |
| D | CFDA No. | The number associated with the published description of Federal assistance program in the Catalog of Federal Domestic Assistance. Only applies to grants and loans. A list of CFDA codes can be searched at: https://www.cfda.gov/index?s=program&tab=list&mode=list Format: ##.###. |
| E | Award Description | Award title and description with purpose of funding action. |
| F | Awarding Federal Agency | Name of the federal agency that awarded and administers the award on behalf of the funding agency. Select from drop-down menu. See agency list below. |
| G | Award Amount | For Grants: The total amount of the award. For Loans: The total amount of the loan obligated by the Federal Agency; the face value of the loan. For Contracts: The total amount obligated by the Federal Agency. |
| H | Award Amount Allocated to the Program ID in Column B | Enter the portion of the total award amount allocated to this Program ID. For example, if a federal award in the amount of \$500 is allocated to only AGR100, the "Award Amount" and the "Award Amount Allocated to the Pgm ID in Column B" would both be \$500. However, if the \$500 will be allocated to AGR100, AGR200 and AGR300, in the amounts of \$100, \$250 and \$150, respectively, the "Award Amount" would be the \$500 for all three program IDs but the "Award Amount Allocated to the Pgm ID in Column B" would be \$100 for AGR100, \$250 for AGR200 and \$150 for AGR300. |
| I | State Appropriation Symbol | The account number established in FAMIS. The appropriation account is a combination of 4 fields: Fund Type, Fiscal Year, Appropriation Account Number, and Dept. Code. If an award has appropriation symbols for multiple fiscal years, enter the symbol for the first fiscal year. Format: X-YY-###-X |
| J | State Fund Match (If Any) | The amount of state funds necessary to match the award. |
| K | Contact Name | Name of the individual at the program level responsible for performance of the award. |
| L | Contact Phone No. | Phone no. of the individual at the program level responsible for performance of the award. |
| M | Contact Email | Email of the individual at the program level responsible for performance of the award. |
| LEGEND: | | |
| State Expending Agency | | |
| A (AGR) | Department of Agriculture | |
| B (BED) | Department of Business, Economic Dev & Tourism | |
| C (LNR) | Department of Land and Natural Resources | |
| D (TRN) | Department of Transportation | |
| E (EDN) | Department of Education | |
| F (UOH) | University of Hawaii | |
| G (DEF) | Department of Defense | |

Department of Land and Natural Resources
Table 11 Instructions

Table 11

| | |
|----------|---|
| H (HTH) | Department of Health |
| I (HHL) | Department of Hawaiian Home Lands |
| J (JUD) | Judiciary |
| K (HMS) | Department of Human Services |
| L (LBR) | Department of Labor and Industrial Relations |
| M (AGS) | Department of Accounting and General Services |
| N (ATG) | Department of Attorney General |
| O (BUF) | Department of Budget and Finance |
| P (HRD) | Department of Human Resources Development |
| Q (GOV) | Office of the Governor |
| R (CCA) | Department of Commerce and Consumer Affairs |
| S (LTG) | Office of the Lieutenant Governor |
| T (TAX) | Department of Taxation |
| V1 (PSD) | Department of Public Safety |
| Z1 (OHA) | Office of Hawaiian Affairs |
| | Federal Agency |
| | Dept. of Agriculture |
| | Dept. of Commerce |
| | Dept. of Defense |
| | Dept. of Education |
| | Dept. of Energy |
| | Dept. of Health and Human Services |
| | Dept. of Homeland Security |
| | Dept. of Housing and Urban Development |
| | Dept. of Justice |
| | Dept. of Labor |
| | Dept. of State |
| | Dept. of the Interior |
| | Dept. of the Treasury |
| | Dept. of Transportation |
| | Dept. of Veterans Affairs |
| | Corporation for National & Community Svc |
| | Environmental Protection Agency |
| | General Services Administration |
| | NASA |
| | National Science Foundation |
| | Nuclear Regulatory Commission |
| | Office of Personnel Management |
| | Small Business Administration |
| | Social Security Administration |
| | U.S. Agency for International Development |

Department of Land and Natural Resources
Active Federal Awards as of December 1, 2015

Table 11

| <u>State Expending Agency</u> | <u>Program ID</u> | <u>Award Number</u> | <u>CFDA Number</u> | <u>Award Description</u> | <u>Awarding Federal Agency</u> | <u>Award Amount</u> | <u>Award Amount Allocated to the Pgm ID in Column B</u> | <u>State Appropriation Symbol</u> | <u>State Fund Match (If Any)</u> | <u>Contact Name</u> | <u>Contact Phone</u> | <u>Contact Email</u> | | |
|---------------------------------------|-------------------|---------------------|--------------------|---|------------------------------------|---------------------|---|---|--------------------------------------|---------------------|----------------------|--|--|--|
| DAR | LNR153 | F15AF00590 | 15.605 | Statewide Marine Fisheries Dev | USFWS | 780,000.00 | 330,000.00 | S-15-202-C | 110,000.00 | Brian Kanenaka | 587-0332 | brian.k.kanenaka@hawaii.gov | | |
| DAR | LNR153 | NA15NMF4370 388 | 11.437 | HI 2015-16 Fisheries Support Project | NOAA | 91,158.00 | 91,158.00 | S-16-575-C | 0.00 | Ray Uchimura | 587-0096 | ray.k.uchimura@hawaii.gov | | |
| DAR | LNR153 | NA13NMF4370 229 | 11.437 | WPACFIN Fisheries Data | NOAA | 84,075.00 | 84,075.00 | S-14/15-509-C | 0.00 | Ray Uchimura | 587-0096 | ray.k.uchimura@hawaii.gov | | |
| DAR | LNR153 | NA13NMF4070 173 | 11.407 | IFA Commercial Fish Report System | NOAA | 191,834.00 | 191,834.00 | S-15-520-C | 0.00 | Ray Uchimura | 587-0096 | ray.k.uchimura@hawaii.gov | | |
| DOFAW | LNR172 | 12-DG-1105202 | 10.680 | FHP-Kauai Watershed Protection & Enhancement | Dept.of Agriculture | 300,000.00 | 300,000.00 | S-14-512-C | 300,000.00 | Irene Sprecher | 587-4167 | Irene.M.Sprecher@hawaii.gov | | |
| DOFAW | LNR172 | 12-DG-1105202 | 10.676 | Kukai'au Koa Forest | Dept.of Agriculture | 2,000,000.00 | 2,000,000.00 | S-14-512-C | 666,667.00 | Irene Sprecher | 587-4167 | Irene.M.Sprecher@hawaii.gov | | |
| DOFAW | LNR172 | 12-DG-1105202 | 10.676 | Forest Legacy | Dept.of Agriculture | 30,000.00 | 30,000.00 | S-15-516-C | 10,066.00 | Irene Sprecher | 587-4167 | Irene.M.Sprecher@hawaii.gov | | |
| DOFAW | LNR172 | 12-DG-1105202 | 10.678 | Biodiversity of Hawaii and Guam's Island Ecosystems | Dept.of Agriculture | 30,000.00 | 30,000.00 | S-14-512-C | 34,500.00 | Irene Sprecher | 587-4167 | Irene.M.Sprecher@hawaii.gov | | |
| DOFAW | LNR172 | 13-DG-1105202 | 10.678 | Kapapala Koa Canoe Forest - Planning & Stewardship | Dept.of Agriculture | 235,500.00 | 235,500.00 | S-14-512-C | 235,500.00 | Irene Sprecher | 587-4167 | Irene.M.Sprecher@hawaii.gov | | |
| DOFAW | LNR172 | 13-DG-1105202 | 10.680 | Poamoho Watershed Protection Program | Dept.of Agriculture | 300,000.00 | 300,000.00 | S-14-550-C | 300,000.00 | Irene Sprecher | 587-4167 | Irene.M.Sprecher@hawaii.gov | | |
| DOFAW | LNR172 | 13-DG-1105202 | 10.664 | Conservation Education | Dept.of Agriculture | 75,000.00 | 75,000.00 | S-14-512-C | 75,000.00 | Irene Sprecher | 587-4167 | Irene.M.Sprecher@hawaii.gov | | |
| DOFAW | LNR172 | 14-DG-1105202 | 10.675 | Urban & Community Forestry | Dept.of Agriculture | 290,000.00 | 290,000.00 | S-15-513-C | 290,000.00 | Irene Sprecher | 587-4167 | Irene.M.Sprecher@hawaii.gov | | |
| DOFAW | LNR172 | 14-DG-1105202 | 10.678 | Forest Stewardship- Restoring State Tree Nurseries and Creating Seed Banks | Dept.of Agriculture | 79,000.00 | 79,000.00 | S-15-561-C | 79,000.00 | Irene Sprecher | 587-4167 | Irene.M.Sprecher@hawaii.gov | | |

Department of Land and Natural Resources
Active Federal Awards as of December 1, 2015

Table 11

| State Expending Agency | Program ID | Award Number | CFDA Number | Award Description | Awarding Federal Agency | Award Amount | Award Amount Allocated to the Pgm ID in Column B | State Appropriation Symbol | State Fund Match (if Any) | Contact Name | Contact Phone | Contact Email | | |
|------------------------------|------------|----------------|-------------|--|----------------------------|--------------|---|----------------------------------|------------------------------|-----------------|---------------|--|--|--|
| DOFAW | LNR172 | 14-DG-1105202 | 10.680 | Cooperative Forest Health Protection | Dept.of Agriculture | 260,000.00 | 260,000.00 | S-15-518-C | 260,000.00 | Robert Hauff | 587-4174 | Robert.D.Hauff@hawaii.gov | | |
| DOFAW | LNR172 | 14-DG-1105202 | 10.664 | Landscape Scale Conservation Mgmt of Kau Forest | Dept.of Agriculture | 300,000.00 | 300,000.00 | S-15-563-C | 300,000.00 | Irene Sprecher | 587-4167 | Irene.M.Sprecher@hawaii.gov | | |
| DOFAW | LNR172 | 14-DG-1105202 | 10.664 | Maui Dryland Forest Revival | Dept.of Agriculture | 225,000.00 | 225,000.00 | S-15-560-C | 225,000.00 | Irene Sprecher | 587-4167 | Robert.D.Hauff@hawaii.gov | | |
| DOFAW | LNR172 | 14-DG-1105202 | 10.664 | Acacia Koa Seed Orchards for HI Forest Restoration | Dept.of Agriculture | 150,000.00 | 150,000.00 | S-15-562-C | 150,000.00 | Irene Sprecher | 587-4167 | Irene.M.Sprecher@hawaii.gov | | |
| DOFAW | LNR172 | 15-DG-1105202 | 10.678 | Conserving Hawaii's Native Hardwood | Dept.of Agriculture | 75,000.00 | 75,000.00 | S-16-576-C | 75,000.00 | Irene Sprecher | 587-4167 | Irene.M.Sprecher@hawaii.gov | | |
| DOFAW | LNR172 | 15-DG-1105202 | 10.680 | Forest Health Protection - Invasive Plants | Dept.of Agriculture | 515,000.00 | 515,000.00 | S-16-519-C | 515,000.00 | Irene Sprecher | 587-4174 | Robert.D.Hauff@hawaii.gov | | |
| DOFAW | LNR172 | 15-DG-1105202 | 10.678 | Forest Stewardship | Dept.of Agriculture | 79,000.00 | 79,000.00 | S-16-517-C | 79,000.00 | Irene Sprecher | 587-4167 | Irene.M.Sprecher@hawaii.gov | | |
| DOFAW | LNR172 | 15-DG-1105202 | 10.680 | Forest Legacy - Administration | Dept.of Agriculture | 30,000.00 | 30,000.00 | S-16-516-C | 10,000.00 | Irene Sprecher | 587-4167 | Irene.M.Sprecher@hawaii.gov | | |
| DOFAW | LNR172 | 15-DG-1105202 | 10.664 | Ceratocystis Wilt of Ohia | Dept.of Agriculture | 100,000.00 | 100,000.00 | S-16-590-C | 100,000.00 | Irene Sprecher | 587-4174 | Robert.D.Hauff@hawaii.gov | | |
| DAR | LNR401 | MOA-2012-036 | 11.429 | Papahānaumokuākea Monument | NOAA | 96,318.00 | 96,318.00 | S-15-524-C | 0.00 | Maria Carnevale | 587-0099 | maria.a.carnevale@hawaii.gov | | |
| DAR | LNR401 | NA13NOS4820014 | 11.482 | Hawaii Coral Reef Strategy | NOAA | 1,291,403.00 | 1,291,403.00 | S-15-551-C | 987,367.00 | Ray Uchimura | 587-0096 | ray.k.uchimura@hawaii.gov | | |
| DAR | LNR401 | F15AF00592 | 15.605 | Sport Fish Restoration Coordination | USFWS | 132,000.00 | 132,000.00 | S-16-203-C | 44,000.00 | Brian Kanenaka | 587-0332 | brian.k.kanenaka@hawaii.gov | | |
| DAR | LNR401 | F15AF00589 | 15.605 | Freshwater Fisheries Research & Surveys | USFWS | 60,000.00 | 60,000.00 | S-16-251-C | 20,000.00 | Brian Kanenaka | 587-0332 | brian.k.kanenaka@hawaii.gov | | |
| DAR | LNR401 | F15AF00586 | 15.605 | Statewide Freshwater Fisheries Technical Guidance | USFWS | 81,000.00 | 81,000.00 | S-16-252-C | 27,000.00 | Brian Kanenaka | 587-0332 | brian.k.kanenaka@hawaii.gov | | |
| DAR | LNR401 | F15AF00587 | 15.605 | Statewide Marine Fisheries Technical | USFWS | 150,000.00 | 150,000.00 | S-16-253-C | 50,000.00 | Brian Kanenaka | 587-0332 | brian.k.kanenaka@hawaii.gov | | |

Department of Land and Natural Resources
Active Federal Awards as of December 1, 2015

Table 11

| State Expending Agency | Program ID | Award Number | CFDA Number | Award Description | Awarding Federal Agency | Award Amount | Award Amount Allocated to the Pgm ID in Column B | State Appropriation Symbol | State Fund Match (If Any) | Contact Name | Contact Phone | Contact Email | | |
|------------------------------|------------|----------------|-------------|---|----------------------------|--------------|---|----------------------------------|------------------------------|----------------|---------------|--|--|--|
| DAR | LNR401 | F15AF00582 | 15.605 | Marine Fisheries Research & | USFWS | 1,621,200.00 | 829,950.00 | S-16-254-C | 276,650.00 | Brian Kanenaka | 587-0332 | brian.k.kanenaka@hawaii.gov | | |
| DAR | LNR401 | F15AF00588 | 15.605 | Aquatic Resources Education | USFWS | 375,000.00 | 375,000.00 | S-16-255-C | 125,000.00 | Brian Kanenaka | 587-0332 | brian.k.kanenaka@hawaii.gov | | |
| DAR | LNR401 | F14AP00429 | 15.608 | Aquatic Nuisance Species Management | USFWS | 25,315.00 | 25,315.00 | S-16-529-C | 6,329.00 | Ray Uchimura | 587-0096 | ray.k.uchimura@hawaii.gov | | |
| DAR | LNR401 | NA15NMF4720015 | 11.472 | ESA Section 6 False Killer Whale Project | NOAA | 340,800.00 | 340,800.00 | S-16-580-C | 113,551.00 | Ray Uchimura | 587-0096 | ray.k.uchimura@hawaii.gov | | |
| DAR | LNR401 | NA13NMF4720036 | 11.472 | Coop Cons & Mgmt of Monk Seals/Turtles | NOAA | 964,443.00 | 964,443.00 | S-14/15-526-C | 376,539.00 | Ray Uchimura | 587-0096 | ray.k.uchimura@hawaii.gov | | |
| DAR | LNR401 | NA15NMF4370369 | 11.473 | Hawaii Marine Recreational Fishing Survey | NOAA | 285,000.00 | 285,000.00 | S-16-525-C | 0.00 | Ray Uchimura | 587-0096 | ray.k.uchimura@hawaii.gov | | |
| DAR | LNR401 | NA15NOS4820037 | 11.482 | FY15-16 Coral Reef Mgmt | NOAA | 735,000.00 | 735,000.00 | S-15-551-C | 622,000.00 | Brian Kanenaka | 587-0332 | brian.k.kanenaka@hawaii.gov | | |
| DAR | LNR401 | P13AC00439 | 15.944 | Scleractinian Corals along Kona Coast | USFWS | 65,250.00 | 65,250.00 | S-15-564-C | 0.00 | Ray Uchimura | 587-0096 | ray.k.uchimura@hawaii.gov | | |
| DAR | LNR401 | F15AP00547 | 15.608 | Aquatic Nuisance Species Management Plan | USFWS | 30,000.00 | 30,000.00 | S-16-529-C | 7,500.00 | Ray Uchimura | 587-0096 | ray.k.uchimura@hawaii.gov | | |
| DOFAW | LNR402 | 66-9251-6-719 | 10.072 | Kanaha Pond Wetland Reserve Program | Dept.of Agriculture | 145,385.00 | 145,385.00 | S-14-504-C | 48,462.00 | James Cogswell | 587-4187 | James.M.Cogswell@hawaii.gov | | |
| DOFAW | LNR402 | 72-9251-6A-115 | 10.914 | Kure Atoll | Dept.of Agriculture | 143,400.00 | 143,400.00 | S-14-504-C | 47,800.00 | James Cogswell | 587-4187 | James.M.Cogswell@hawaii.gov | | |
| DOFAW | LNR402 | 72-9251-07-073 | 10.914 | Kawaiiele Wetland | Dept.of Agriculture | 251,850.00 | 251,850.00 | S-14-504-C | 83,950.00 | James Cogswell | 587-4187 | James.M.Cogswell@hawaii.gov | | |
| DOFAW | LNR402 | 72-9251-0-702V | 10.914 | Mokulua & Manana Islets Restoration | Dept.of Agriculture | 164,449.00 | 164,449.00 | S-14-504-C | 54,816.00 | James Cogswell | 587-4187 | James.M.Cogswell@hawaii.gov | | |
| DOFAW | LNR402 | 72-9251-0-702U | 10.914 | Paiko Lagoon | Dept.of Agriculture | 29,820.00 | 29,820.00 | S-14-504-C | 9,940.00 | James Cogswell | 587-4187 | James.M.Cogswell@hawaii.gov | | |
| DOFAW | LNR402 | F07AP00083 | 15.614 | Pouhala Marsh Restoration & Community Development | Dept. of the Interior | 400,000.00 | 400,000.00 | S-14-504-C | 222,000.00 | James Cogswell | 587-4187 | James.M.Cogswell@hawaii.gov | | |

Department of Land and Natural Resources
Active Federal Awards as of December 1, 2015

Table 11

| <u>State Expending Agency</u> | <u>Program ID</u> | <u>Award Number</u> | <u>CFDA Number</u> | <u>Award Description</u> | <u>Awarding Federal Agency</u> | <u>Award Amount</u> | <u>Award Amount Allocated to the Pgm ID in Column B</u> | <u>State Appropriation Symbol</u> | <u>State Fund Match (If Any)</u> | <u>Contact Name</u> | <u>Contact Phone</u> | <u>Contact Email</u> | | |
|---------------------------------------|-------------------|---------------------|--------------------|---|------------------------------------|---------------------|---|---|--------------------------------------|---------------------|----------------------|--|--|--|
| DOFAW | LNR402 | F07AP00084 | 15.614 | Restoration of Coastal Wetlands on Mana Plain, | Dept. of the Interior | 1,000,000.00 | 1,000,000.00 | S-14-504-C | 500,000.00 | James Cogswell | 587-4187 | James.M.Cogswell@hawaii.gov | | |
| DOFAW | LNR402 | F11AP00021 | 15.657 | Ungulate Fencing for Palila Recovery | Dept. of the Interior | 1,504,000.00 | 1,504,000.00 | S-14-504-C | 0.00 | John Vetter | 587-4158 | John.P.Vetter@hawaii.gov | | |
| DOFAW | LNR402 | F11AP00022 | 15.657 | Alala Outreach Coordinator | Dept. of the Interior | 80,000.00 | 80,000.00 | S-14-504-C | 0.00 | John Vetter | 587-4158 | John.P.Vetter@hawaii.gov | | |
| DOFAW | LNR402 | F12AP01106 | 15.615 | Kuka'i'au Acquisition and Palila Habitat Restoration | Dept. of the Interior | 1,217,114.00 | 1,217,114.00 | S-14-504-C | 1,500,000.00 | James Cogswell | 587-4187 | James.M.Cogswell@hawaii.gov | | |
| DOFAW | LNR402 | F12AP01107 | 15.615 | Kahuku Coastline Mgmt - Hawn | Dept. of the Interior | 1,214,000.00 | 1,214,000.00 | S-14-504-C | 0.00 | James Cogswell | 587-4187 | James.M.Cogswell@hawaii.gov | | |
| DOFAW | LNR402 | F12AP01128 | 15.614 | Honu'apo Estuary Wetland Restoration Phase I | Dept. of the Interior | 549,000.00 | 549,000.00 | S-14-504-C | 250,500.00 | James Cogswell | 587-4187 | James.M.Cogswell@hawaii.gov | | |
| DOFAW | LNR402 | F12AP00425 | 15.657 | Palila Critical Habitat Fence Phase III | Dept. of the Interior | 1,000,000.00 | 1,000,000.00 | S-14-504-C | 0.00 | James Cogswell | 587-4187 | James.M.Cogswell@hawaii.gov | | |
| DOFAW | LNR402 | F13AP00889 | 15.615 | Coordination and Planning of Kauai Seabird HCP | Dept. of the Interior | 445,331.00 | 445,331.00 | S-14-533-C | 148,444.00 | James Cogswell | 587-4187 | James.M.Cogswell@hawaii.gov | | |
| DOFAW | LNR402 | F13AP00890 | 15.615 | Kauai Nene Island-wide HCP | Dept. of the Interior | 508,348.00 | 508,348.00 | S-14-552-C | 169,449.00 | James Cogswell | 587-4187 | James.M.Cogswell@hawaii.gov | | |
| DOFAW | LNR402 | F13AP00891 | 15.615 | Kalauao Acquisition and Endangered Species Recovery Project | Dept. of the Interior | 578,250.00 | 578,250.00 | S-14-553-C | 192,750.00 | James Cogswell | 587-4187 | James.M.Cogswell@hawaii.gov | | |
| DOFAW | LNR402 | F14AF00750 | 15.634 | SWG1 | Dept. of the Interior | 478,777.00 | 478,777.00 | S-15-258-C | 257,700.00 | James Cogswell | 587-4187 | James.M.Cogswell@hawaii.gov | | |
| DOFAW | LNR402 | F14AF00877 | 15.615 | State Endangered Wildlife Program | Dept. of the Interior | 754,683.00 | 754,683.00 | S-15-535-C | 251,650.00 | James Cogswell | 587-4187 | James.M.Cogswell@hawaii.gov | | |
| DOFAW | LNR402 | F14AF00911 | 15.611 | Hawaii Non-Game Mgmt Program | Dept. of the Interior | 695,003.00 | 695,003.00 | S-15-256-C | 231,668.00 | James Cogswell | 587-4187 | James.M.Cogswell@hawaii.gov | | |
| DOFAW | | | | | | | | | | | | | | |

Department of Land and Natural Resources
Active Federal Awards as of December 1, 2015

Table 11

| State Expending Agency | Program ID | Award Number | CFDA Number | Award Description | Awarding Federal Agency | Award Amount | Award Amount Allocated to the Pgm ID in Column B | State Appropriation Symbol | State Fund Match (If Any) | Contact Name | Contact Phone | Contact Email |
|------------------------|------------|---------------|-------------|--|-------------------------|--------------|--|----------------------------|---------------------------|----------------|---------------|--|
| DOFAW | LNR402 | F14AC00358 | 15.657 | Initiate Captive Breeding Program for Akikiki & Akekee | Dept. of the Interior | 65,000.00 | 65,000.00 | S-15-569-C | 0.00 | James Cogswell | 587-4187 | James.M.Cogswell@hawaii.gov |
| DOFAW | LNR402 | F14AP00146 | 15.634 | Restore Self-sustaining Wild Population of Alala | Dept. of the Interior | 248,524.00 | 248,524.00 | S-14-259-C | 150,000.00 | James Cogswell | 587-4187 | James.M.Cogswell@hawaii.gov |
| DOFAW | LNR402 | F14AP00417 | 15.674 | Mauna Kea Fire Mgmt | Dept. of the Interior | 471,389.92 | 471,389.92 | S-15-570-C | 53,610.00 | James Cogswell | 587-4187 | James.M.Cogswell@hawaii.gov |
| DOFAW | LNR402 | F15AC00478 | 15.657 | Restoration of Alala or Hawaiian Crow | Dept. of the Interior | 41,577.00 | 41,577.00 | S-16-581-C | 0.00 | James Cogswell | 587-4187 | James.M.Cogswell@hawaii.gov |
| DOFAW | LNR402 | F15AF00594 | 15.615 | Endangered Wildlife Program | Dept. of the Interior | 740,800.00 | 740,800.00 | S-16-535-C | 247,000.00 | James Cogswell | 587-4187 | James.M.Cogswell@hawaii.gov |
| DOFAW | LNR402 | F15AF00884 | 15.611 | Non-Game Management Program FY 16 | Dept. of the Interior | 833,601.00 | 833,601.00 | S-16-256-C | 277,867.00 | James Cogswell | 587-4187 | James.M.Cogswell@hawaii.gov |
| DOFAW | LNR402 | F15AF00889 | 15.634 | SWGI | Dept. of the Interior | 490,638.00 | 490,638.00 | S-16-258-C | 263,500.00 | James Cogswell | 587-4187 | James.M.Cogswell@hawaii.gov |
| DOFAW | LNR402 | F15AP00118 | 15.615 | Coordination and Planning of Kauai | Dept. of the Interior | 118,446.44 | 118,446.44 | S-15-533-C | 39,482.15 | James Cogswell | 587-4187 | James.M.Cogswell@hawaii.gov |
| DOFAW | LNR402 | F15AP01057 | 15.634 | Restoring a High Elevation Dry Forest on Mauna Kea | Dept. of the Interior | 249,496.00 | 249,496.00 | S-16-582-C | 90,000.00 | James Cogswell | 587-4187 | James.M.Cogswell@hawaii.gov |
| DOFAW | LNR402 | F15AP01286 | 15.611 | Cultural Impact Assessment and Public Outreach for | Dept. of the Interior | 66,000.00 | 66,000.00 | S-16-215-C | 22,000.00 | James Cogswell | 587-4187 | James.M.Cogswell@hawaii.gov |
| DOFAW | LNR402 | 14-DG-1105201 | 10.664 | State Fire Assistance PREAWARD COST OK TO 7/1/14 | Dept. of Agriculture | 200,000.00 | 200,000.00 | S-15-530-C | 200,000.00 | James Cogswell | 587-4187 | James.M.Cogswell@hawaii.gov |
| DOFAW | LNR402 | 14-DG-1105201 | 10.664 | Fire Assistance | Dept. of Agriculture | 500,000.00 | 500,000.00 | S-15-530-C | 500,000.00 | James Cogswell | 587-4187 | James.M.Cogswell@hawaii.gov |
| DOFAW | LNR402 | 14-DG-1105201 | 10.664 | Fire Assistance | Dept. of Agriculture | 75,000.00 | 75,000.00 | S-15-530-C | 75,000.00 | James Cogswell | 587-4187 | James.M.Cogswell@hawaii.gov |
| DOFAW | LNR402 | 15-DG-1105201 | 10.664 | Fire Assistance | Dept. of Agriculture | 400,000.00 | 400,000.00 | S-16-530-C | 400,000.00 | James Cogswell | 587-4187 | James.M.Cogswell@hawaii.gov |

Department of Land and Natural Resources
Active Federal Awards as of December 1, 2015

Table 11

| State Expending Agency | Program ID | Award Number | CFDA Number | Award Description | Awarding Federal Agency | Award Amount | Award Amount Allocated to the Pgm ID in Column B | State Appropriation Symbol | State Fund Match (If Any) | Contact Name | Contact Phone | Contact Email | | |
|------------------------------|------------|--------------|-------------|---|----------------------------|--------------|---|----------------------------------|------------------------------|---------------|---------------|--|--|--|
| DOCARE | LNR 405 | F15AF00438 | 15.611 | Wildlife Restoration and Basic Hunter Education | Dept of the Interior | 970,000.00 | 970,000.00 | S-16-208-C | 0.00 | Andrew Choy | 587-0207 | andrew.w.choy@hawaii.gov | | |
| DOCARE | LNR 405 | | 0.000 | Domestic Cannabis | US Dept of Justice | 300,000.00 | 300,000.00 | S-16-538-C | 0.00 | Jason Redulla | 587-0066 | jason.k.redulla@hawaii.gov | | |
| DOCARE | LNR 405 | 2015 JEA | 0.000 | Joint Enforcement | US Dept of Commerce | 600,000.00 | 600,000.00 | S-16-539-C | 0.00 | Jason Redulla | 587-0066 | jason.k.redulla@hawaii.gov | | |
| DOFAW | LNR407 | F10AC00065 | 15.630 | Kaena FWS Coastal | Dept of the Interior | 70,595.00 | 70,595.00 | S-14-507-C | 0.00 | Marigold Zoll | 587-0054 | Marigold.S.Zoll@hawaii.gov | | |
| DOFAW | LNR407 | F12AC01367 | 15.657 | Kaluanui Protective | Dept of the Interior | 200,000.00 | 200,000.00 | S-14-507-C | 60,000.00 | Marigold Zoll | 587-0054 | Marigold.S.Zoll@hawaii.gov | | |
| DOFAW | LNR407 | F13AC00476 | 15.631 | Kaluanui Habitat | Dept of the Interior | 200,000.00 | 200,000.00 | S-15-544-C | 200,000.00 | Marigold Zoll | 587-0054 | Marigold.S.Zoll@hawaii.gov | | |
| DOFAW | LNR407 | F13AC00874 | 15.630 | Yellow Faced Bee Habitat | Dept of the Interior | 48,536.00 | 48,536.00 | S-14-507-C | 12,134.00 | Marigold Zoll | 587-0054 | Marigold.S.Zoll@hawaii.gov | | |
| DOFAW | LNR407 | F13AP00848 | 15.657 | Ka'u Forest Reserve | Dept of the Interior | 50,000.00 | 50,000.00 | S-14-554-C | 0.00 | Marigold Zoll | 587-0054 | Marigold.S.Zoll@hawaii.gov | | |
| DOFAW | LNR407 | F13AP01028 | 15.657 | Pu'uwa'awa'a Forest Reserve | Dept of the Interior | 200,000.00 | 200,000.00 | S-14-555-C | 0.00 | Marigold Zoll | 587-0054 | Marigold.S.Zoll@hawaii.gov | | |
| DOFAW | LNR407 | F13AF01068 | 15.615 | State Rare Plant Program | Dept of the Interior | 825,000.00 | 825,000.00 | S-14-541-C | 275,000.00 | Marigold Zoll | 587-0054 | Marigold.S.Zoll@hawaii.gov | | |
| DOFAW | LNR407 | F14AF00878 | 15.615 | State Endangered | Dept of the Interior | 200,000.00 | 200,000.00 | S-15-567-C | 66,583.00 | Marigold Zoll | 587-0054 | Marigold.S.Zoll@hawaii.gov | | |
| DOFAW | LNR407 | F14AF00879 | 15.615 | State Endangered | Dept of the Interior | 754,682.00 | 754,682.00 | S-15-541-C | 251,560.67 | Marigold Zoll | 587-0054 | Marigold.S.Zoll@hawaii.gov | | |
| DOFAW | LNR407 | F14AP00121 | 15.614 | Ahihi Kinau Coastal | Dept of the Interior | 344,400.00 | 344,400.00 | S-15-571-C | 161,225.00 | Marigold Zoll | 587-0054 | Marigold.S.Zoll@hawaii.gov | | |
| DOFAW | LNR407 | F14AP00145 | 15.634 | Prevent Extinction of | Dept of the Interior | 249,952.00 | 249,952.00 | S-14-242-C | 87,483.00 | Marigold Zoll | 587-0054 | Marigold.S.Zoll@hawaii.gov | | |
| DOFAW | LNR407 | F14AP00147 | 15.634 | Conservaton Mgmt of Kau | Dept of the Interior | 250,000.00 | 250,000.00 | S-14-241-C | 125,000.00 | Marigold Zoll | 587-0054 | Marigold.S.Zoll@hawaii.gov | | |
| DOFAW | LNR407 | F14AP00537 | 15.657 | Snail Extinction Prevention | Dept of the Interior | 100,000.00 | 100,000.00 | S-15-568-C | 0.00 | Marigold Zoll | 587-0054 | Marigold.S.Zoll@hawaii.gov | | |
| DOFAW | LNR407 | F15AF00595 | 15.657 | State Endangered | Dept of the Interior | 790,801.00 | 790,801.00 | S-16-541-C | 263,600.00 | Marigold Zoll | 587-0054 | Marigold.S.Zoll@hawaii.gov | | |
| DOFAW | LNR407 | F15AF00596 | 15.615 | State Endangered | Dept of the Interior | 235,000.00 | 235,000.00 | S-15-567-C | 78,333.00 | Marigold Zoll | 587-0054 | Marigold.S.Zoll@hawaii.gov | | |
| DOFAW | LNR407 | F15AP00146 | 15.614 | Puaahala Acquisition, | Dept of the Interior | 1,000,000.00 | 1,000,000.00 | S-16-583-C | 474,000.00 | Marigold Zoll | 587-0054 | Marigold.S.Zoll@hawaii.gov | | |
| DOFAW | LNR407 | F15AP00314 | 15.657 | Snail Extinction Prevention | Dept of the Interior | 306,000.00 | 306,000.00 | S-15-573-C | 0.00 | Marigold Zoll | 587-0054 | Marigold.S.Zoll@hawaii.gov | | |
| DOFAW | LNR407 | F15AP00904 | 15.615 | Pua'ahala Watershed | Dept of the Interior | 1,566,875.00 | 1,566,875.00 | S-16-588-C | 522,292.00 | Marigold Zoll | 587-0054 | Marigold.S.Zoll@hawaii.gov | | |
| DOFAW | LNR407 | F15AP01067 | 15.634 | Kohala Mountain | Dept of the Interior | 250,000.00 | 250,000.00 | S-16-584-C | 250,000.00 | Marigold Zoll | 587-0054 | Marigold.S.Zoll@hawaii.gov | | |
| DOFAW | LNR407 | F15AP01068 | 15.634 | Enhancing Rare Native | Dept of the Interior | 248,949.00 | 248,949.00 | S-16-584-C | 172,998.00 | Marigold Zoll | 587-0054 | Marigold.S.Zoll@hawaii.gov | | |

Department of Land and Natural Resources
Active Federal Awards as of December 1, 2015

Table 11

| State Expending Agency | Program ID | Award Number | CFDA Number | Award Description | Awarding Federal Agency | Award Amount | Award Amount Allocated to the Pgm ID in Column B | State Appropriation Symbol | State Fund Match (If Any) | Contact Name | Contact Phone | Contact Email | | |
|------------------------------|------------|-------------------|-------------|--|---------------------------------|--------------|---|----------------------------------|------------------------------|---------------------|---------------|--|--|--|
| DOFAW | LNR407 | W9132T-13-2-0 | 12.630 | Yellow Faced Bee Species | Dept. of Defense | 87,902.00 | 87,902.00 | S-14-542-C | 20,342.00 | Marigold Zoll | 587-0054 | Marigold.S.Zoll@hawaii.gov | | |
| SHPD | LNR802 | P15AF00130 | 15.904 | SHPO FY2015 | Dept of the Interior | 574,946.00 | 574,946.00 | S-15-209-C | 383,297.00 | Randolph Lee | 692-8033 | Randolph.M.Lee@hawaii.gov | | |
| DOFAW | LNR804 | NRT-NRT1(015) | 20.219 | Recreational Trails Program | Dept. of Transportation | 1,016,798.00 | 1,016,798.00 | S-14-206-C | 254,198.00 | Marigold Zoll | 587-0054 | Marigold.S.Zoll@hawaii.gov | | |
| DOFAW | LNR804 | NRT-NRT1 (016) | 20.219 | Statewide Recreational | Dept. of Transportation | 1,239,957.00 | 1,239,957.00 | S-14-262-C | 309,989.00 | Nelson Ayers | 587-0163 | aaron.lowe@hawaii.gov | | |
| DOFAW | LNR804 | F14AF01023 | 15.611 | Hawaii Game Mgmt Program | Dept. of the Interior | 2,354,811.00 | 2,354,811.00 | S-15-261-C | 784,936.00 | John Vetter | 587-4158 | James.M.Cogswell@hawaii.gov | | |
| DOFAW | LNR804 | NRT-NRT1 (017) | 20.219 | Recreational Trails Program | Dept. of Transportation | 1,200,000.00 | 1,200,000.00 | S-15-262-C | 300,000.00 | Nelson Ayers | 587-0163 | aaron.lowe@hawaii.gov | | |
| DOFAW | LNR804 | F15AF00885 | 15.611 | Hawaii Game Mgmt Program | Dept. of the Interior | 3,051,188.00 | 3,051,188.00 | S-16-261-C | 1,017,063.00 | John Vetter | 587-4158 | James.M.Cogswell@hawaii.gov | | |
| DOFAW | LNR804 | NRT-NRT1 (018) | 20.219 | Recreational Trails Program | Dept. of Transportation | 1,322,855.00 | 1,332,885.00 | S-16-262-C | 333,213.00 | Nelson Ayers | 587-0163 | aaron.lowe@hawaii.gov | | |
| DAR | 805 | F15AF00582 | 15.605 | Marine Fisheries Research & Survey | USFWS | 1,621,200.00 | 791,250.00 | S-16-207-C | 263,750.00 | Brian Kanenaka | 587-0332 | brian.k.kanenaka@hawaii.gov | | |
| DAR | 805 | F15AF00590 | 15.605 | Statewide Marine Fisheries Dev | USFWS | 780,000.00 | 450,000.00 | S-15-565-C | 150,000.00 | Brian Kanenaka | 587-0332 | brian.k.kanenaka@hawaii.gov | | |
| DAR | 805 | F15AF00591 | 15.605 | Statewide Freshwater Fisheries Development | USFWS | 210,000.00 | 210,000.00 | S-16-224-C | 70,000.00 | Brian Kanenaka | 587-0332 | brian.k.kanenaka@hawaii.gov | | |
| DSP | LNR 806 | 15-00166 | 15.916 | Kaiwi State Scenic Shoreline | NPS | 200,000.00 | | S-11-270-C | 2,565,000.00 | Martha Yent | 587-0287 | martha.e.yent@hawaii.gov | | |
| DSP | LNR 806 | 15-00167 | 15.916 | Wailoa River State Park, Hilo | NPS | 200,000.00 | | S-12-275-C | 1,144,447.00 | Martha Yent | 587-0287 | martha.e.yent@hawaii.gov | | |
| DSP | LNR 806 | 15-00168 | 15.916 | Hilo Bayfront Trails, Phase 1 | NPS | 345,743.00 | | S-16-586-C | 403,856.00 | Martha Yent | 587-0287 | martha.e.yent@hawaii.gov | | |
| DSP | LNR 806 | 15-00169 | 15.916 | Buffer Acquisition for Ulupo Heiau | NPS | 480,000.00 | | S-16-587-C | 1,000,000.00 | Martha Yent | 587-0287 | martha.e.yent@hawaii.gov | | |
| ENG | LNR810 | EMW-2014-CA-00176 | 97.045 | FY2014 Cooperating Technical Partner - | Dept of Homeland Security | 140,000.00 | 140,000.00 | S-15-547-C | none | Carol Tyau- Beam | 587-0267 | carol.l.tyau@hawaii.gov | | |
| ENG | LNR810 | EMF-2013-GR-2009 | 97.045 | FY2013 Cooperating Technical Partners - Region 9 | Dept of Homeland Security | 140,000.00 | 140,000.00 | S-14-547-C | none | Carol Tyau- Beam | 587-0267 | carol.l.tyau@hawaii.gov | | |

Department of Land and Natural Resources
 Active Federal Awards as of December 1, 2015

Table 11

| State Expendig Agency | Program ID | Award Number | CFDA Number | Award Description | Awarding Federal Agency | Award Amount | Award Amount Allocated to the Pgm ID in Column B | State Appropriation Symbol | State Fund Match (If Any) | Contact Name | Contact Phone | Contact Email | | | |
|-----------------------------|------------|-------------------|-------------|---|----------------------------|--------------|---|----------------------------------|------------------------------|-----------------|---------------|--|--|--|--|
| ENG | LNR810 | EMW-2013-GR-00120 | 97.041 | National Dam Safety Program | Dept of Homeland Security | 57,538.00 | 57,538.00 | S-14-546-C | none | Denise Manuel | 587-0246 | denise.m.manuel@hawaii.gov | | | |
| ENG | LNR810 | EMW-2014-GR-00097 | 97.041 | National Dam Safety Program | Dept of Homeland Security | 60,247.00 | 60,247.00 | S-15-546-C | none | Denise Manuel | 587-0246 | denise.m.manuel@hawaii.gov | | | |
| ENG | LNR810 | EMF-2015-GR-1003 | 97.023 | Community Assistance Program - State Support Services Element (CAP- | Dept of Homeland Security | 98,105.66 | 98,105.66 | S-15-545-C | 24,526.42 | Carol Tyau-Beam | 587-0267 | carol.l.tyau@hawaii.gov | | | |
| ENG | LNR810 | EMW-2015-CA-00164 | 97.045 | FY2015 Cooperating Technical Partner - | Dept of Homeland Security | 140,000.00 | 140,000.00 | S-16-547-C | none | Carol Tyau-Beam | 587-0267 | carol.l.tyau@hawaii.gov | | | |
| ENG | LNR810 | EMW-2007-GR-0743 | 97.041 | Dam Safety Grant | Dept of Homeland Security | 17,866.92 | 17,866.92 | S-14-510-C | none | Denise Manuel | 587-0246 | denise.m.manuel@hawaii.gov | | | |
| ENG | LNR810 | EMW-2015-GR-90121 | 97.041 | National Dam Safety Program | Dept of Homeland Security | 55,843.00 | 55,843.00 | S-16-546-C | none | Denise Manuel | 587-0246 | denise.m.manuel@hawaii.gov | | | |
| | | | | | | | | | | | | | | | |
| | | | | | | | | | | | | | | | |
| | | | | | | | | | | | | | | | |
| | | | | | | | | | | | | | | | |
| | | | | | | | | | | | | | | | |
| | | | | | | | | | | | | | | | |
| | | | | | | | | | | | | | | | |
| | | | | | | | | | | | | | | | |
| | | | | | | | | | | | | | | | |
| | | | | | | | | | | | | | | | |
| | | | | | | | | | | | | | | | |
| | | | | | | | | | | | | | | | |

Department of Land and Natural Resources
Non-General Funds

Table 12

| Name of Fund | Purpose | Statutory Reference | MOF | Beginning FY16 | Estimated FY16 | Estimated FY16 | Estimated FY16 | Estimated FY16 | Balance in Excess of Program Needs |
|---|---|---------------------|-----|---------------------------|----------------|-------------------------------|----------------|----------------------------------|------------------------------------|
| | | | | Unencumbered Cash Balance | Revenues | Expenditures and Encumbrances | Net Transfers | Ending Unencumbered Cash Balance | |
| Special Land & Development Fund (S-316/S-318) | To account for monies received from non-ceded public lands, including interest on deferred payments, and rents from leases, licenses and permits. | Sec 171-19, HRS | B | 10,870,828 | 13,300,000 | (7,949,781) | (6,000,000) | 10,221,047 | 0 |
| Land Conservation Fund (S-317) | To provide funding to county agencies, state agencies, and non-profit organizations for the acquisition (interests in fee simple or conservation easement) of lands having value as a resource to the State. | HRS, Chapter 173A | B | 10,861,493 | 6,800,000 | (4,445,837) | 0 | 13,215,656 | 0 |
| Beach Restoration Special Fund (S-325) | Act 84, SLH 1999 established this fund to provide for the restoration of public beach lands in those instances in which such restoration is considered to benefit the people of the State. | Sec 171-156, HRS | B | 1,003,137 | 200,000 | (13,754) | 0 | 1,189,383 | 0 |
| Bureau and Conveyance Special Fund (S-309) | To account for monies received form recording fees, copying fees, non-conforming fees and search fees. | Sec 502-8, HRS | B | 1,328,131 | 5,000,000 | (5,225,175) | 0 | 1,102,956 | 0 |
| Water and Land Development (S-303) | Operating special fund for geothermal/mineral resource management responsibilities. | Operating Fund | B | 1,351,622 | 5,000 | (120,673) | 700,000 | 1,935,949 | 0 |
| Commercial Fisheries Special Fund (S-313) | Act 220, SLH 1996, established the Commercial Fisheries Special Fund to develop and conduct programs and activities for projects concerning aquatic life used for commercial purposes. Revenues from commercial fishing licenses, permits, fees, etc., are deposited into this account. Act121, SLH 2000, permanently established the Commercial Fisheries Special Fund for the management and conservation of aquatic life used for commercial purposes. | Sec 189-2.4, HRS | B | 361,593 | 200,000 | (287,456) | | 274,137 | 0 |

Department of Land and Natural Resources
Non-General Funds

Table 12

| <u>Name of Fund</u> | <u>Purpose</u> | <u>Statutory Reference</u> | <u>MOF</u> | <u>Beginning FY16</u> | <u>Estimated FY16</u> | <u>Estimated FY16</u> | <u>Estimated FY16</u> | <u>Estimated FY16</u> | <u>Balance in Excess of Program Needs</u> |
|--|---|----------------------------|------------|----------------------------------|-----------------------|--------------------------------------|-------------------------------------|---|---|
| | | | | <u>Unencumbered Cash Balance</u> | <u>Revenues</u> | <u>Expenditures and Encumbrances</u> | <u>Estimated FY16 Net Transfers</u> | <u>Ending Unencumbered Cash Balance</u> | |
| Forest Stewardship Fund (S-347) | This fund was established by Act 327, SLH 1991, to provide funding to private landowners to manage, protect, and restore important watersheds, timber resources, fish and wildlife habitats, isolated population of rare and endangered plants, native vegetation, and other lands that are not recognized as potential natural area reserves. | Sec 195F-4, HRS | B | 506,877 | 1,955,475 | (1,955,475) | | 506,877 | 0 |
| Native Resources & Fire Protection (S-314) | Operating account for invasive species programs, management of native and endangered wildlife, and as match for federal natural resource conservation grants. | Operating Fund | B | 666,631 | 0 | 0 | 0 | 666,631 | 0 |
| Water Resource Management Fund (S-326/S-354) | Act 204, SLH 2000, established the Water Resource Management Fund, for the following: 1) Monitoring program & activities concerning water resource quality, protection and management, 2) Research programs & activities concerning water conservation & investigation of alternative sources of water, 3) Preparation & dissemination of information to the public concerning activities authorized under Chapter 174C, HRS, 4) Data collection, development, and updating of long-range planning documents, and 5) Any other protection, management, operational or maintenance function authorized and deemed necessary by the Commission. | Sec 174C-5.5, HRS | B | 971,019 | 68,000 | (574,186) | 622,000 | 1,086,833 | 0 |
| Conservation & Resource Enforcement (S-302) | This fund was administratively established to receive funds from the Boating Special Fund to fund marine patrol responsibilities that were transferred from the Department of Public Safety pursuant to Act 296, SLH 1996. | Act 296, SLH 1996 | B | (5,347) | 400 | (1,398,473) | 1,450,000 | 46,580 | 0 |

Department of Land and Natural Resources
Non-General Funds

Table 12

| Name of Fund | Purpose | Statutory Reference | MOF | Beginning FY16 | Estimated FY16 | Estimated FY16 | Estimated FY16 | Estimated FY16 | Balance in Excess of |
|---|--|---------------------------|-----|---------------------------|----------------|-------------------------------|----------------|----------------------------------|----------------------|
| | | | | Unencumbered Cash Balance | Revenues | Expenditures and Encumbrances | Net Transfers | Ending Unencumbered Cash Balance | |
| Conservation & Resource Enforcement (S-349) | This fund was established to deposit grants, awards, donations, gifts, transfers or moneys derived from public or private sources for purposes of enforcing the provisions of Title 12, Chapters 6D, 6E, and 6K. | Act 78, SLH 2011 | B | 298,325 | 2,000 | (60,000) | | 240,325 | 0 |
| Natural Area Reserve Fund (S-342) | This fund was established pursuant to HRS 195-9, SLH 1991, to receive and expend State and private funds to implement the purposes of HRS 195 - NARS. Pursuant to HRS 247-7, current allowable expenditures include expenses related to the Natural Area Partnership and Forest Stewardship Programs, Natural Area Reserve System, Watershed Partnerships, and Youth Conservation Corps. | Sec. 195-9 and 247-7, HRS | B | 14,511,530 | 0 | 0 | | 14,511,530 | 0 |
| Ocean-Based Recreation (S-359/S-360) | This fund was established pursuant to Section 248-8, HRS, to collect revenues to implement the boating and ocean recreation programs. | Sec 248-8, HRS | B | 5,916,796 | 16,000,000 | (15,657,535) | (1,600,000) | 4,659,261 | 0 |
| Hawaii Historic Preservation SF (S-321) | This fund was established by Act 388, SLH 1989, to account for appropriations from the Legislature, gifts, donations, grants and interest income to provide financial assistance to public and private agencies in accordance with chapter 42Fm HRS, involved in historic preservation activities other than those covered by Section 6E-9, HRS. | Section 6E-16, HRS | B | 136,350 | 114,000 | (128,321) | | 122,029 | 0 |
| Na Ala Hele Program (S-306) | This fund was administratively established to account for the collection of the Highway Fuel Tax collected under Chapter 243, Hawaii Revised Statutes (HRS), Contributions, Fees, etc., to implement the Hawaii Statewide Trail and Access Program (Na Ala Hele). | Operating Fund | B | 174,023 | 500,000 | (546,873) | 250,000 | 377,150 | 0 |

Department of Land and Natural Resources
Non-General Funds

Table 12

| Name of Fund | Purpose | Statutory Reference | MOF | Beginning FY16 | Estimated FY16 | Estimated FY16 | Estimated FY16 | Estimated FY16 | Balance in Excess of Program Needs |
|---|---|-----------------------|-----|---------------------------|----------------|-------------------------------|----------------|----------------------------------|------------------------------------|
| | | | | Unencumbered Cash Balance | Revenues | Expenditures and Encumbrances | Net Transfers | Ending Unencumbered Cash Balance | |
| Sport Fish Special Fund (S-348) | This fund was established by Act 143, SLH 1993, to insure compliance with the Federal Aid Sport Fish Restoration Act (Dingell-Johnson/Wallop-Breaux) for the matching of State funds. Revenues collected from sport fish license fees, permits and interest income are used for sport fish projects. | Section 187A-9.5, HRS | B | 64,610 | 28,500 | (18,701) | | 74,409 | 0 |
| Parks Admin & Operation - HTA Funds (S-305) | To account for funds received from Hawaii Tourism Authority - Transient Accommodations Tax. | Operating Fund | B | 104,944 | 600 | (73,657) | | 31,887 | 0 |
| State Parks Special Fund (S-312) | Act 120, SLH 2000, established the State Park Special Fund to maintain and operate the State Parks system and also authorized the transfer of unexpended balances from the 'Aina Ho'omalua Special Fund. Act 312, SLH 1991, originally established the 'Aina Ho'omalua Special Fund to collect State Parks' proceeds from park user fees or any leases or concession agreements to be used for the planning and development of interpretive programs. | Section 184-3.4, HRS | B | 1,076,893 | 4,181,950 | (5,301,811) | 522,883 | 479,915 | 0 |
| Prevention of Natural Resources (S-323) | Operating special fund for LNR 810 program | Operating Fund | B | 188,744 | 1,000 | (702,314) | 710,000 | 197,430 | 0 |
| Dam and Reservoir Safety Special Fund (S-328) | Provide funding to improve the safety of dams and reservoirs in the State. | Chapter 179D-25, HRS | B | 1,969,285 | 640,000 | (1,012,023) | | 1,597,262 | 0 |
| Natural and Physical Environment (S-308) | This fund was administratively established to account for risk management costs imposed on special funds; it is also the operating account for position funded by special funds. | Operating Fund | B | 604,119 | 40,000 | (1,202,417) | 1,200,000 | 641,702 | 0 |
| Revolving Funds: | | | | | | | | | |

Department of Land and Natural Resources
Non-General Funds

Table 12

| Name of Fund | Purpose | Statutory Reference | MOF | Beginning FY16 | Estimated FY16 | Estimated FY16 | Estimated FY16 | Estimated FY16 | Balance in Excess of |
|---------------------------------------|---|---------------------|-----|---------------------------|----------------|-------------------------------|----------------|----------------------------------|----------------------|
| | | | | Unencumbered Cash Balance | Revenues | Expenditures and Encumbrances | Net Transfers | Ending Unencumbered Cash Balance | Program Needs |
| Wildlife Revolving Fund (S-343/S-344) | This fund was established by Act 67, SLH 1988, to collect proceeds from hunting license fees, law violation fines, hunter training fees and charges for use of public target ranges. Authorized expenditures include matching funds for federal grants-in-aid, enforcement activities, acquisition and maintenance of trails, wildlife research, and the importation and management of game and other wildlife. | Sec 183D-10.5, HRS | W | 40,382 | 500,000 | (481,668) | | 58,714 | 0 |
| Trust Funds/Accounts: | | | | | | | | | |
| Ceded Land Proceeds - Oahu (T-901) | This fund was established by Act 32, SLH 1962, in accordance with the requirements of the Admission Act. All revenues derived from the sale of ceded public lands (including ceded land remnants) and the rents from leases, licenses, and permits of ceded lands (less the 30 percent derived from sugarland leases and water licenses) are required to be deposited into this fund. | Sec 171-18, HRS | T | 0 | 800,000 | (800,000) | | 0 | 0 |
| Ceded Land Proceeds - Maui (T-902) | Same as above | Sec 171-18, HRS | T | 0 | 375,000 | (375,000) | | 0 | 0 |
| Ceded Land Proceeds - Hawaii (T-903) | Same as above | Sec 171-18, HRS | T | 0 | 1,400,000 | (1,400,000) | | 0 | 0 |
| Ceded Land Proceeds - Kauai (T-904) | Same as above | Sec 171-18, HRS | T | 0 | 500,000 | (500,000) | | 0 | 0 |
| Temporary Deposits (T-905) | This fund was created to account for temporary deposits such as security deposits for leases, permits and licenses, and also for the payment of appraisal fees chargeable to the applicant. | N/A | T | 1,637,581 | 300,000 | (216,390) | | 1,721,191 | 0 |

Department of Land and Natural Resources
Non-General Funds

Table 12

| Name of Fund | Purpose | Statutory Reference | MOF | Beginning FY16 | Estimated FY16 | Estimated FY16 | Estimated FY16 | Estimated FY16 | Balance in Excess of Program Needs |
|---|---|---------------------|-----|---------------------------|----------------|-------------------------------|----------------|----------------------------------|------------------------------------|
| | | | | Unencumbered Cash Balance | Revenues | Expenditures and Encumbrances | Net Transfers | Ending Unencumbered Cash Balance | |
| Temp Deposits-Undistributed Proceeds (T-906) | This trust fund was established to deposit land rental and water license revenues that are collected by DLNR for, and later transferred to, the Department of Hawaiian Home Lands, the Department of Agriculture, the Department of Transportation, and the Hawaii Community Development Authority. | N/A | T | 598,129 | 700,000 | (600,000) | | 698,129 | 0 |
| Donations, Gifts, & Grants - Private & Govt (T-907) | This fund was created to account for donations, gifts and grants from private entities to be spent for specific purposes. | N/A | T | 14,610,926 | 500,000 | 37,013 | | 15,147,939 | 0 |
| Land - Water Monitoring Svcs (T-911) | This trust account was created to account for donations received from various subsidiaries of sugar plantations. The donations were to be used for the operation and maintenance of sugarcane irrigation stations. | N/A | T | 96 | 20,000 | (10,720) | | 9,376 | 0 |
| Ceded Land Proceeds, GF Portion - Oahu (T-931) | To comply with Executive Order 06-06, which carries out the requirements of Act 178, SLH 2006. Funds accumulated in this account is used to make up for any shortfall in \$\$3,775,000 to be transferred to OHA each quarter. | N/A | T | 8,627,853 | 850,000 | 0 | | 9,477,853 | 0 |
| Ceded Land Proceeds, GF Portion - Maui (T-932) | Same as above | N/A | T | 3,198,687 | 600,000 | 0 | | 3,798,687 | 0 |
| Ceded Land Proceeds, GF Portion - Hawaii (T-933) | Same as above | N/A | T | 7,629,895 | 900,000 | 0 | | 8,529,895 | 0 |
| Ceded Land Proceeds, GF Portion - Kauai (T-934) | Same as above | N/A | T | 4,153,669 | 450,000 | 0 | | 4,603,669 | 0 |
| Assistance in Managing Land Fund (T-926) | This account is used to assist the Office of Hawaiian Affairs (OHA) in the management of the 25,856 acre Wao Kele O Puna Forest Reserve on the Island of Hawaii. | N/A | T | 115,341 | 300 | 0 | | 115,641 | 0 |
| In-Lieu Fee Mitigation Program (T-935) | To account for fees from permittees, fines, penalties and expenditure related to the In-Lieu Mitigation Program . | N/A | T | 6,030,011 | 25,000 | (70,160) | | 5,984,851 | 0 |

Department of Land and Natural Resources
Non-General Funds

Table 12

| Name of Fund | Purpose | Statutory Reference | MOF | Beginning FY16 | Estimated FY16 | Estimated FY16 | Estimated FY16 | Estimated FY16 | Balance in Excess of |
|--|---|---------------------|-----|---------------------------|----------------|-------------------------------|----------------|----------------|----------------------|
| | | | | Unencumbered Cash Balance | Revenues | Expenditures and Encumbrances | | Net Transfers | |
| Preservation of Endangered Plants (T-908) | To account for donated revenues for activities related to endangered plants. | N/A | T | 228 | 0 | (228) | | 0 | 0 |
| Endangered Species Trust Fund (T-919) | To account for monies provided for habitat conservation plans. | Sec 195D-31, HRS | T | 1,462,368 | 2,000,000 | (1,592,512) | | 1,869,856 | 0 |
| Endangered Species Trust Fund (T-920) | To account for revenues and expenditures related to processing applications for incidental take licenses. | Operating Fund | T | 51,982 | 20,000 | 0 | | 71,982 | |
| Boating Security Deposits (T-915) | To account for security deposits collected from the boating tenants of small boat harbors. Account was transferred from DOT in July 1, 1992. | Sec 171-18, HRS | T | 1,702,770 | 130,000 | (75,000) | | 1,757,770 | 0 |
| Boating Ceded Land Proceeds - Oahu (T-921) | To comply with Executive Orders 03-03 and 06-06, which set up the procedures for the transfer of ceded land receipts of the Office of Hawaiian Affairs (OHA). | Sec 171-18, HRS | T | 149,893 | 440,000 | (415,000) | | 174,893 | 0 |
| Boating Ceded Land Proceeds - Maui (T-922) | Same as above | Sec 171-18, HRS | T | 247,849 | 650,000 | (600,000) | | 297,849 | 0 |
| Boating Ceded Land Proceeds - Hawaii (T-923) | Same as above | Sec 171-18, HRS | T | 43,515 | 132,000 | (125,000) | | 50,515 | 0 |
| Boating Ceded Land Proceeds - Kauai (T-924) | Same as above | Sec 171-18, HRS | T | 47,058 | 155,000 | (150,000) | | 52,058 | 0 |
| Kaho'olawe Rehabilitation Trust Fund (T-909) | This fund was established to receive federal funds, legislative appropriations, and moneys from grants, donations or proceeds for the rehabilitation and environmental restoration of the Island of Kaho'olawe. | Operating Account | T | 323,516 | 350,000 | (614,333) | | 59,183 | 0 |

Department of Land and Natural Resources
 Vacancy Report as of November 30, 2015

Table 13

| Prog ID | Sub-Org | Date of Vacancy | Expected Fill Date | Position Number | Position Title | Exempt (Y/N) | SR Level | BU Code | Perm Temp (P/T) | FTE | MOF | Budgeted Amount | Actual Salary Last Paid | Authority to Hire (Y/N) | Occupied by 89 Day Hire (Y/N) | # of 89 Hire Appts | Describe if Filled by other Means | Priority # to Retain |
|---------|---------|-----------------------|--------------------|-----------------|---|--------------|----------|---------|-----------------|------|-----|-----------------|-------------------------|-------------------------|-------------------------------|--------------------|-----------------------------------|----------------------|
| LNR101 | EA | 8/24/2015 | | 27722 | Land Agent IV | N | SR22 | BU13 | P | 1.00 | B | \$ 68,694 | \$ 70,188 | Y | Y | 1 | | 137 |
| LNR101 | EA | 12/31/2013 | | 48238 | Land Agent V | N | SR24 | BU13 | P | 1.00 | B | \$ 71,418 | \$ 70,188 | Y | N | 0 | | 79 |
| LNR101 | EA | 10/3/2015 | | 113186 | Documentation Specialist | Y | SRNA | BU03 | P | 1.00 | B | \$ 47,592 | \$ 47,592 | Y | N | 0 | | 146 |
| LNR101 | EA | 9/11/2015 | | 118345 | Program Specialist V | N | SR24 | BU13 | P | 1.00 | B | \$ 61,062 | \$ 45,576 | Y | N | 0 | | 114 |
| LNR101 | EA | 6/13/2015 | | 120503 | Applications/System Analyst | Y | SRNA | BU13 | P | 1.00 | B | \$ 57,204 | \$ 57,204 | Y | N | 0 | | 39 |
| LNR111 | BA | 12/31/2014 | | 145 | Abstracting Assistant V | N | SR13 | BU03 | P | 1.00 | B | \$ 44,388 | \$ 44,388 | Y | N | 0 | | 70 |
| LNR111 | BA | 4/16/2012 | | 146 | Microphotographer IV | N | SR11 | BU03 | P | 1.00 | B | \$ 29,988 | \$ 26,611 | Y | N | 0 | | 106 |
| LNR111 | BA | 4/16/2012 | | 150 | Office Assistant III | N | SR08 | BU03 | P | 1.00 | B | \$ 26,700 | \$ 24,653 | Y | N | 0 | | 107 |
| LNR111 | BA | 7/1/2012 | | 158 | Office Assistant III | N | SR08 | BU03 | P | 1.00 | B | \$ 26,700 | \$ 24,653 | Y | Y | 4 | | 129 |
| LNR111 | BA | 7/7/2015 | | 162 | Abstracting Assistant IV | N | SR11 | BU03 | P | 1.00 | B | \$ 31,236 | \$ 25,632 | Y | N | 0 | | 72 |
| LNR111 | BA | 4/1/2013 | | 40342 | Office Assistant III | N | SR08 | BU03 | P | 1.00 | B | \$ 25,632 | \$ 24,653 | Y | N | 0 | | 31 |
| LNR111 | BA | 4/1/2012 | | 46747 | Abstractor VI | N | SR15 | BU03 | P | 1.00 | B | \$ 44,412 | \$ 44,412 | Y | N | 0 | | 71 |
| LNR111 | BA | 4/8/2015 | | 47354 | Office Assistant III | N | SR08 | BU03 | P | 1.00 | B | \$ 26,700 | \$ 24,653 | | | 0 | | 30 |
| LNR111 | BA | 6/8/2015 | | 52367 | Land Document Receiving Clerk I | N | SR17 | BU03 | P | 1.00 | B | \$ 44,388 | \$ 44,388 | Y | N | 0 | | 32 |
| LNR111 | BA | 11/3/2014 | | 118994 | Office Assistant III | N | SR08 | BU03 | T | 1.00 | B | \$ 26,700 | \$ 26,700 | Y | Y | 4 | | 130 |
| LNR111 | BA | 7/16/2014 | | 120981 | Abstracting Assistant III | N | SR09 | BU03 | T | 1.00 | B | \$ 24,684 | \$ 25,632 | Y | Y | 1 | | 105 |
| LNR141 | GA | 7/7/2015 | 1/1/2016 | 9630 | Engineer Program Manager | N | EM07 | BU35 | P | 1.00 | A | \$ 48,987 | \$ 95,820 | Y | N | 0 | | 40 |
| LNR141 | GA | 2/21/2014 | | 119308 | Geologist II | N | SR28 | BU13 | P | 1.00 | B | \$ 97,776 | \$ 96,096 | Y | N | 0 | | 80 |
| LNR153 | CB | 1/26/2013 | | 27075 | Aquatic Biologist IV | N | SR22 | BU13 | P | 1.00 | A | \$ 47,412 | \$ 47,412 | Y | N | 0 | | 108 |
| LNR153 | CB | 4/10/2013 | | 120857 | Aquatic Resources Program Manager | N | EM05 | BU35 | P | 1.00 | A | \$ 71,760 | Never been filled | Y | N | 0 | | 35 |
| LNR153 | CB | Pending establishment | | 91202C | Office Assistant III | N | SR08 | BU03 | P | 1.00 | B | \$ 26,700 | Not established | Y | N | 0 | | 131 |
| LNR172 | DA | 5/1/2015 | | 2895 | Forestry & Wildlife Technician IV | N | SR13 | BU03 | P | 1.00 | A | \$ 46,188 | \$ 46,188 | Y | N | 0 | | 48 |
| LNR172 | DA | 11/1/2014 | | 112449 | Forestry & Wildlife Technician IV | N | SR13 | BU03 | T | 1.00 | A | \$ 33,720 | \$ 33,720 | Y | N | 0 | | 117 |
| LNR172 | DA | 1/4/2010 | 1/1/2016 | 112451 | Forestry & Wildlife Technician IV | N | SR13 | BU03 | T | 1.00 | A | \$ 39,480 | \$ 39,480 | Y | N | 0 | | Selection Made |
| LNR172 | DA | 7/8/2014 | 1/1/2016 | 118603 | Forestry & Wildlife Worker II | N | BC05 | BU01 | T | 1.00 | A | \$ 39,039 | \$ 38,460 | Y | N | 0 | | Selection Made |
| LNR172 | DA | 7/1/2013 | 1/1/2016 | 118680 | Forestry & Wildlife Worker II | N | BC05 | BU01 | T | 1.00 | A | \$ 36,930 | \$ 36,960 | Y | N | 0 | | Selection Made |
| LNR172 | DA | 6/6/2014 | 1/1/2016 | 119078 | Forestry & Wildlife Worker II | N | BC05 | BU01 | T | 1.00 | A | \$ 39,231 | \$ 38,460 | Y | N | 0 | | Selection Made |
| LNR172 | DA | 3/13/2015 | | 121614 | Nursery Worker I | N | BC05 | BU01 | T | 1.00 | P | \$ 53,212 | \$ 33,657 | Y | N | 0 | | 14 |
| LNR401 | CA | 11/1/2013 | | 9620 | Aquatic Resources Program Manager | N | EM05 | BU35 | P | 1.00 | A | \$ 86,874 | \$ 84,960 | Y | N | 0 | | 33 |
| LNR401 | CA | 5/1/2015 | | 52378 | Planner V | N | SR24 | BU13 | P | 1.00 | A | \$ 86,874 | \$ 55,488 | Y | N | 0 | | 73 |
| LNR401 | CA | 10/1/2014 | | 113267 | Sanctuary Programs & Operations Coordinator | Y | SRNA | BU13 | T | 1.00 | P | \$ 51,312 | \$ 51,312 | Y | N | 0 | | 143 |

Department of Land and Natural Resources
 Vacancy Report as of November 30, 2015

Table 13

| Prog ID | Sub-Org | Date of Vacancy | Expected Fill Date | Position Number | Position Title | Exempt (Y/N) | SR Level | BU Code | Perm Temp (P/T) | FTE | MOF | Budgeted Amount | Actual Salary Last Paid | Authority to Hire (Y/N) | Occupied by 89 Day Hire (Y/N) | # of 89 Hire Appts | Describe if Filled by other Means | Priority # to Retain |
|---------|---------|-----------------------|--------------------|-----------------|--|--------------|----------|---------|-----------------|------|--------|------------------------|-------------------------|-------------------------|-------------------------------|--------------------|-----------------------------------|----------------------|
| LNR401 | CA | 1/14/2011 | | 116575 | Sanctuary Program Coordinator | Y | SRNA | BU13 | T | 1.00 | P | \$ 53,352 | \$ 53,352 | Y | N | 0 | | 142 |
| LNR401 | CA | 5/29/2014 | | 118629 | NWHI Monument Permits Coordinator | Y | SRNA | BU13 | T | 1.00 | P | \$ 53,352 | \$ 53,364 | Y | N | 0 | | 133 |
| LNR401 | CA | 10/1/2015 | | 118785 | Education Specialist (Aquatic Resources) III | N | SR20 | BU13 | T | 1.00 | A P | \$ 24,666 \$ 24,666 | \$ 50,004 | Y | N | 0 | | 141 |
| LNR401 | CA | 8/17/2015 | | 120817 | Fishery Technician IV | N | SR13 | BU03 | T | 1.00 | A | \$ 33,756 | \$ 32,460 | Y | N | 0 | | 109 |
| LNR401 | CA | Pending establishment | | 91601C | Japan Tsunami Marine Debris Coordinator | Y | | | T | 1.00 | P | \$ 50,000 | Not established | Y | N | 0 | | 147 |
| LNR401 | CA | Pending establishment | | 91606C | Planner V | N | SR24 | BU13 | P | 1.00 | B | \$ 23,700 | Not established | Y | N | 0 | | 110 |
| LNR401 | CA | Pending establishment | | 91607C | Program Specialist IV | N | SR22 | BU13 | P | 1.00 | B | \$ 23,700 | Not established | Y | N | 0 | | 132 |
| LNR401 | CA | Pending establishment | | 91608C | Program Specialist VI | N | SR26 | BU13 | P | 1.00 | B | \$ 28,860 | Not established | Y | N | 0 | | 74 |
| LNR402 | DA | 1/16/2015 | | 2860 | Secretary III | N | SR16 | BU03 | P | 1.00 | A | \$ 39,492 | \$ 33,657 | Y | N | 0 | | 91 |
| LNR402 | DA | 11/9/2015 | | 2882 | Forestry & Wildlife Administrator | N | EM08 | BU35 | P | 1.00 | A | \$ 91,482 | \$ 89,820 | Y | N | 0 | | 7 |
| LNR402 | DA | 10/8/2014 | | 2944 | Forestry & Wildlife Worker II | N | BC05 | BU01 | P | 1.00 | A | \$ 40,815 | \$ 39,228 | Y | N | 0 | | 86 |
| LNR402 | DA | 12/31/2014 | | 4665 | Heavy Equipment Operator | N | BC10 | BU01 | P | 1.00 | A | \$ 51,054 | \$ 49,068 | Y | N | 0 | | 19 |
| LNR402 | DA | 7/31/2015 | | 4670 | Forestry & Wildlife Worker II | N | BC05 | BU01 | P | 1.00 | A | \$ 36,960 | \$ 40,008 | Y | N | 0 | | 93 |
| LNR402 | DA | 12/31/2014 | 1/1/2016 | 9696 | Forester VI | N | SR26 | BU13 | P | 1.00 | A | \$ 86,910 | \$ 85,416 | Y | N | 0 | | Selection Made |
| LNR402 | DA | 12/31/2013 | | 11307 | Forester VI | N | SR26 | BU13 | P | 1.00 | A | \$ 74,310 | \$ 73,032 | Y | N | 0 | | 9 |
| LNR402 | DA | 8/5/2015 | | 11447 | Forester IV | N | SR22 | BU13 | P | 1.00 | A | \$ 58,728 | \$ 57,720 | Y | N | 0 | | 11 |
| LNR402 | DA | 3/1/2013 | | 27060 | Forester IV | N | SR22 | BU13 | P | 1.00 | A | \$ 51,312 | \$ 51,312 | Y | N | 0 | | 15 |
| LNR402 | DA | 6/27/2014 | 1/1/2016 | 27073 | Wildlife Biologist V | N | SR24 | BU13 | P | 1.00 | A | \$ 54,300 | \$ 49,267 | Y | Y | 2 | | Selection Made |
| LNR402 | DA | 2/12/2015 | | 118246 | Forestry & Wildlife Worker II | N | BC05 | BU01 | P | 1.00 | A | \$ 40,815 | \$ 37,670 | Y | Y | 3 | | 87 |
| LNR402 | DA | 3/30/2015 | | 118404 | Wildlife Biologist IV | N | SR22 | BU13 | T | 1.00 | A | \$ 48,228 | \$ 49,308 | Y | N | 0 | | 21 |
| LNR402 | DA | 7/1/2014 | | 118405 | Equipment Operator II | N | BC06 | BU01 | T | 1.00 | A | \$ 40,815 | \$ 38,460 | Y | N | 0 | | 88 |
| LNR402 | DA | 8/10/2013 | | 118677 | Forester IV | N | SR22 | BU13 | P | 1.00 | A | \$ 44,580 | \$ 43,812 | Y | N | 0 | | 59 |
| LNR402 | DB | 12/20/2014 | | 120323 | Forestry & Wildlife Technician IV | N | SR13 | BU03 | T | 1.00 | U | \$ 33,720 | \$ 33,720 | Y | N | 0 | | 118 |
| LNR402 | DB | 9/1/2015 | | 120324 | Forestry & Wildlife Technician IV | N | SR13 | BU03 | T | 1.00 | U | \$ 31,212 | \$ 42,684 | Y | N | 0 | | 119 |

Department of Land and Natural Resources
 Vacancy Report as of November 30, 2015

Table 13

| Prog ID | Sub-Org | Date of Vacancy | Expected Fill Date | Position Number | Position Title | Exempt (Y/N) | SR Level | BU Code | Perm Temp (P/T) | FTE | MOF | Budgeted Amount | Actual Salary Last Paid | Authority to Hire (Y/N) | Occupied by 89 Day Hire (Y/N) | # of 89 Hire Appts | Describe if Filled by other Means | Priority # to Retain |
|---------|---------|-----------------------|--------------------|-----------------|---|--------------|----------|---------|-----------------|------|-----|-----------------|-------------------------|-------------------------|-------------------------------|--------------------|-----------------------------------|----------------------|
| LNR402 | DB | 3/21/2015 | | 120332 | Forestry & Wildlife Technician IV | N | SR13 | BU03 | T | 1.00 | U | \$ 31,212 | \$ 32,460 | Y | N | 0 | | 120 |
| LNR402 | DA | Pending establishment | | 91303C | Wildlife Biologist V | N | SR24 | BU13 | T | 0.50 | T | \$ 24,373.00 | Not established | Y | N | 0 | | 125 |
| | DB | | | | | | | | | 0.50 | P | \$ 24,373.00 | | | | | | |
| LNR402 | DA | Pending establishment | | 91304C | Planner V | N | SR24 | BU13 | T | 1.00 | T | \$ 48,746 | Not established | Y | N | 0 | | 20 |
| LNR402 | DB | Pending establishment | | 91405C | Wildlife Biologist IV | N | SR22 | BU13 | T | 1.00 | P | \$ 45,576 | Not established | Y | N | 0 | | 49 |
| LNR402 | DB | Pending establishment | | 91406C | Wildlife Biologist IV | N | SR22 | BU13 | T | 1.00 | P | \$ 45,576 | Not established | Y | N | 0 | | 50 |
| LNR402 | DB | Pending establishment | | 91407C | Wildlife Biologist IV | N | SR22 | BU13 | T | 1.00 | P | \$ 45,576 | Not established | Y | N | 0 | | 51 |
| LNR402 | DB | Pending establishment | | 91408C | Wildlife Biologist IV | N | SR22 | BU13 | T | 1.00 | P | \$ 45,576 | Not established | Y | N | 0 | | 52 |
| LNR402 | DB | Pending establishment | | 91409C | General Professional V | N | SR24 | BU13 | T | 1.00 | P | \$ 51,312 | Not established | Y | N | 0 | | 16 |
| LNR 404 | GC | 2/13/2015 | | 102237 | Hydrologist VI | Y | SRNA | BU13 | P | 1.00 | A | \$ 75,960 | \$ 75,960 | Y | N | 0 | | 36 |
| LNR 404 | GC | 4/1/2015 | | 112683 | Hydrologist VI | Y | SRNA | BU13 | P | 1.00 | A | \$ 77,292 | \$ 121,908 | Y | N | 0 | | 76 |
| LNR 404 | GC | 2/11/2015 | | 121596 | Engineering Technician VI | N | SR17 | BU03 | P | 1.00 | B | \$ 38,000 | New position | Y | N | 0 | | 134 |
| LNR 404 | GC | Pending establishment | | 91505C | Planner IV | N | SR22 | BU13 | P | 1.00 | B | \$ 48,000 | Not established | Y | N | 0 | | 111 |
| LNR405 | HA | 4/1/2015 | | 2900 | Conservation & Resources Enforcement Officer III | N | SR20 | BU03 | P | 1.00 | A | \$ 63,168 | \$ 63,168 | Y | N | 0 | | 25 |
| LNR405 | HA | 10/1/2014 | | 2954 | Conservation & Resources Enforcement District Manager | N | EM03 | BU31 | P | 1.00 | A | \$ 78,840 | \$ 78,840 | Y | N | 0 | | Pending Interviews |
| LNR405 | HA | 3/1/2015 | | 8593 | Conservation & Resources Enforcement Officer III | N | SR20 | BU03 | P | 1.00 | A | \$ 58,416 | \$ 58,416 | Y | N | 0 | | 26 |
| LNR405 | HA | 8/1/2015 | | 28534 | Conservation & Resources Enforcement Officer III | N | SR20 | BU03 | P | 1.00 | B | \$ 42,684 | \$ 44,388 | Y | N | 0 | | 27 |
| LNR405 | HA | 12/31/2014 | 12/30/2015 | 30041 | Conservation & Resources Enforcement Administrator | N | EM07 | BU31 | P | 1.00 | A | \$ 104,976 | \$ 104,976 | Y | N | 0 | | Selection Made |

Department of Land and Natural Resources
 Vacancy Report as of November 30, 2015

Table 13

| Prog ID | Sub-Org | Date of Vacancy | Expected Fill Date | Position Number | Position Title | Exempt (Y/N) | SR Level | BU Code | Perm Temp (P/T) | FTE | MOF | Budgeted Amount | Actual Salary Last Paid | Authority to Hire (Y/N) | Occupied by 89 Day Hire (Y/N) | # of 89 Hire Appts | Describe if Filled by other Means | Priority # to Retain |
|---------|---------|-----------------------|--------------------|-----------------|--|--------------|----------|---------|-----------------|------|-----|-----------------|-------------------------|-------------------------|-------------------------------|--------------------|-----------------------------------|----------------------|
| LNR405 | HA | 8/6/2014 | 12/1/2015 | 34049 | Conservation & Resources Enforcement Officer III | N | SR20 | BU03 | P | 1.00 | A | \$ 54,012 | \$ 54,012 | Y | N | 0 | | Selection Made |
| LNR405 | HA | 4/1/2013 | | 34479 | Conservation & Resources Enforcement Officer III | N | SR20 | BU03 | P | 1.00 | B | \$ 42,684 | \$ 42,684 | Y | N | 0 | | 28 |
| LNR405 | HA | 8/1/2015 | | 48206 | Conservation & Resources Enforcement Officer III | N | SR20 | BU03 | P | 1.00 | A | \$ 60,780 | \$ 63,168 | Y | N | 0 | | 29 |
| LNR405 | HA | 5/2/2011 | 2/1/2016 | 48207 | Conservation & Resources Enforcement Officer III | N | SR20 | BU03 | P | 1.00 | A | \$ 54,012 | \$ 54,012 | Y | N | 0 | | Selection Made |
| LNR405 | HA | 4/1/2013 | | 50968 | Conservation & Resources Enforcement Officer III | N | SR20 | BU03 | P | 1.00 | B | \$ 46,176 | \$ 46,176 | Y | N | 0 | | 62 |
| LNR405 | HA | 2/11/2010 | | 52349 | Conservation & Resources Enforcement Officer III | N | SR20 | BU03 | P | 1.00 | A | \$ 54,012 | \$ 58,440 | Y | N | 0 | | 63 |
| LNR405 | HA | 7/1/2014 | | 52372 | Conservation & Resources Enforcement Officer IV | N | SR22 | BU03 | P | 1.00 | A | \$ 58,416 | \$ 58,416 | Y | N | 0 | | 22 |
| LNR405 | HA | 7/29/2015 | | 52375 | Accountant III | N | SR20 | BU13 | P | 1.00 | A | \$ 44,580 | \$ 43,512 | Y | N | 0 | | 23 |
| LNR405 | HA | 6/1/2013 | 12/1/2015 | 117703 | Conservation & Resources Enforcement Officer III | N | SR20 | BU03 | P | 1.00 | A | \$ 48,048 | \$ 48,048 | Y | N | 0 | | Selection Made |
| LNR405 | HA | 10/1/2013 | | 118082 | Conservation & Resources Enforcement Officer III | N | SR20 | BU03 | P | 1.00 | A | \$ 48,024 | \$ 46,176 | Y | N | 0 | | 24 |
| LNR405 | HA | 4/1/2014 | | 118083 | Conservation & Resources Enforcement Officer III | N | SR20 | BU03 | P | 1.00 | A | \$ 46,188 | \$ 44,412 | Y | N | 0 | | 64 |
| LNR405 | HA | 4/1/2015 | 2/1/2016 | 120457 | Education Specialist (Hunter & Conservation Resources) III | N | SR20 | BU13 | T | 1.00 | N | \$ 44,580 | \$ 45,576 | Y | N | 0 | | Selection Made |
| LNR405 | HA | Pending establishment | | 99045C | Conservation & Resources Enforcement Officer IV | N | SR22 | BU03 | P | 1.00 | A | \$ 39,672 | Not established | Y | N | 0 | | 65 |
| LNR405 | HA | Pending establishment | | 91506C | Conservation & Resources Enforcement Officer III | N | SR20 | BU03 | T | 1.00 | A | \$ 22,385 | Not established | Y | N | 0 | | 66 |
| LNR405 | HA | Pending establishment | | 91507C | Conservation & Resources Enforcement Officer III | N | SR20 | BU03 | T | 1.00 | A | \$ 22,385 | Not established | Y | N | 0 | | 67 |
| LNR405 | HA | Pending establishment | | 91508C | Conservation & Resources Enforcement Officer III | N | SR20 | BU03 | T | 1.00 | A | \$ 22,385 | Not established | Y | N | 0 | | 68 |

Department of Land and Natural Resources
Vacancy Report as of November 30, 2015

Table 13

| Prog ID | Sub-Org | Date of Vacancy | Expected Fill Date | Position Number | Position Title | Exempt (Y/N) | SR Level | BU Code | Perm Temp (P/T) | FTE | MOF | Budgeted Amount | Actual Salary Last Paid | Authority to Hire (Y/N) | Occupied by 89 Day Hire (Y/N) | # of 89 Hire Appts | Describe if Filled by other Means | Priority # to Retain |
|---------|---------|-----------------------|--------------------|-----------------|--|--------------|----------|---------|-----------------|------|-----|-----------------|-------------------------|-------------------------|-------------------------------|--------------------|-----------------------------------|----------------------|
| LNR405 | HA | Pending establishment | | 91509C | Conservation & Resources Enforcement Officer III | N | SR20 | BU03 | T | 1.00 | A | \$ 22,385 | Not established | Y | N | 0 | | 69 |
| LNR405 | HA | Pending establishment | | 91510C | Conservation & Resources Enforcement Officer III | N | SR20 | BU03 | T | 1.00 | A | \$ 22,385 | Not established | Y | N | 0 | | 97 |
| LNR405 | HA | Pending establishment | | 91511C | Conservation & Resources Enforcement Officer III | N | SR20 | BU03 | T | 1.00 | A | \$ 22,385 | Not established | Y | N | 0 | | 98 |
| LNR405 | HA | Pending establishment | | 91512C | Conservation & Resources Enforcement Officer III | N | SR20 | BU03 | T | 1.00 | A | \$ 22,385 | Not established | Y | N | 0 | | 99 |
| LNR405 | HA | Pending establishment | | 91513C | Conservation & Resources Enforcement Officer III | N | SR20 | BU03 | T | 1.00 | A | \$ 22,385 | Not established | Y | N | 0 | | 100 |
| LNR405 | HA | Pending establishment | | 91514C | Conservation & Resources Enforcement Officer III | N | SR20 | BU03 | T | 1.00 | A | \$ 22,385 | Not established | Y | N | 0 | | 101 |
| LNR405 | HA | Pending establishment | | 91515C | Conservation & Resources Enforcement Officer III | N | SR20 | BU03 | T | 1.00 | A | \$ 22,385 | Not established | Y | N | 0 | | 102 |
| LNR405 | HA | Pending establishment | | 91516C | Conservation & Resources Enforcement Officer III | N | SR20 | BU03 | T | 1.00 | A | \$ 22,385 | Not established | Y | N | 0 | | 103 |
| LNR405 | HA | Pending establishment | | 91517C | Conservation & Resources Enforcement Officer III | N | SR20 | BU03 | T | 1.00 | A | \$ 22,385 | Not established | Y | N | 0 | | 104 |
| LNR407 | NA | 1/9/2015 | | 39937 | Office Assistant III | N | SR08 | BU03 | P | 1.00 | A | \$ 26,700 | \$ 24,652 | Y | Y | 1 | | 123 |
| LNR407 | NA | 2/9/2015 | | 40367 | Office Assistant III | N | SR08 | BU03 | P | 1.00 | A | \$ 28,872 | \$ 24,653 | Y | N | 0 | | 121 |
| LNR407 | NA | 1/12/2015 | | 118275 | Forestry & Wildlife Technician IV | N | SR13 | BU03 | T | 1.00 | A | \$ 35,112 | \$ 35,112 | Y | N | 0 | | 95 |
| LNR407 | NA | 7/1/2013 | | 118277 | Forestry & Wildlife Technician IV | N | SR13 | BU03 | T | 1.00 | A | \$ 33,756 | \$ 33,756 | Y | N | 0 | | 96 |
| LNR407 | NA | 8/30/2008 | | 118285 | Natural Area Reserves Specialist IV | N | SR22 | BU13 | T | 1.00 | A | \$ 42,144 | \$ 43,824 | Y | N | 0 | | 83 |
| LNR407 | NA | 9/1/2015 | | 118286 | Natural Area Reserves Specialist IV | N | SR22 | BU13 | T | 1.00 | A | \$ 47,400 | \$ 49,308 | Y | N | 0 | | 47 |
| LNR407 | NA | 8/14/2015 | | 118288 | Natural Area Reserves Specialist IV | N | SR22 | BU13 | T | 1.00 | A | \$ 53,364 | \$ 53,364 | Y | N | 0 | | 12 |
| LNR407 | NA | 11/2/2015 | | 118289 | Natural Area Reserves Specialist IV | N | SR22 | BU13 | T | 1.00 | A | \$ 53,364 | \$ 53,364 | Y | N | 0 | | 13 |
| LNR407 | NA | 3/28/2015 | | 118291 | Forester III | N | SR20 | BU13 | T | 1.00 | A | \$ 38,988 | \$ 43,812 | Y | N | 0 | | 92 |
| LNR407 | NA | 2/27/2015 | | 121616 | Forestry & Wildlife Worker II | N | BC05 | BU01 | T | 1.00 | A | \$ 36,960 | New position | Y | N | 0 | | 94 |
| LNR407 | NA | 3/4/2015 | 1/1/2016 | 121624 | Forestry & Wildlife Technician V | N | SR15 | BU03 | T | 1.00 | A | \$ 33,756 | New position | Y | N | 0 | | Selection Made |

Department of Land and Natural Resources
 Vacancy Report as of November 30, 2015

Table 13

| Prog ID | Sub-Org | Date of Vacancy | Expected Fill Date | Position Number | Position Title | Exempt (Y/N) | SR Level | BU Code | Perm Temp (P/T) | FTE | MOF | Budgeted Amount | Actual Salary Last Paid | Authority to Hire (Y/N) | Occupied by 89 Day Hire (Y/N) | # of 89 Hire Appts | Describe if Filled by other Means | Priority # to Retain |
|---------|---------|-----------------------|--------------------|-----------------|--------------------------------------|--------------|----------|---------|-----------------|------|-----|-----------------|-------------------------|-------------------------|-------------------------------|--------------------|-----------------------------------|----------------------|
| LNR407 | NA | 7/1/2015 | | 121718 | Natural Area Reserves Specialist IV | N | SR22 | BU13 | T | 1.00 | A | \$ 45,576 | New position | Y | N | 0 | | 53 |
| LNR407 | NA | 7/13/2015 | | 121788 | Natural Area Reserves Specialist IV | N | SR22 | BU13 | T | 1.00 | A | \$ 45,576 | New position | Y | N | 0 | | 54 |
| LNR407 | NA | Pending establishment | | 91421C | Wildlife Biologist IV | N | SR22 | BU13 | T | 1.00 | A | \$ 45,576 | Not established | Y | N | 0 | | 55 |
| LNR407 | NA | Pending establishment | | 91422C | Botanist IV | N | SR22 | BU13 | T | 1.00 | A | \$ 45,576 | Not established | Y | N | 0 | | 56 |
| LNR407 | NA | Pending establishment | | 91424C | Forestry & Wildlife Technician V | N | SR15 | BU03 | T | 1.00 | A | \$ 33,756 | Not established | Y | N | 0 | | 115 |
| LNR407 | NA | Pending establishment | | 91426C | Forestry & Wildlife Worker III | N | WS05 | BU01 | T | 1.00 | A | \$ 39,576 | Not established | Y | N | 0 | | 89 |
| LNR407 | NA | Pending establishment | | 91427C | Horticulturist III | N | SR20 | BU13 | T | 1.00 | A | \$ 42,132 | Not established | Y | N | 0 | | 84 |
| LNR407 | NA | Pending establishment | | 91428C | Natural Area Reserves Specialist III | N | SR20 | BU13 | T | 1.00 | A | \$ 42,132 | Not established | Y | N | 0 | | 85 |
| LNR407 | NA | Pending establishment | | 91429C | Natural Area Reserves Specialist III | N | SR20 | BU13 | T | 1.00 | A | \$ 43,132 | Not established | Y | N | 0 | | 82 |
| LNR407 | NA | Pending establishment | | 91432C | Natural Area Reserves Specialist IV | N | SR22 | BU13 | T | 1.00 | A | \$ 45,576 | Not established | Y | N | 0 | | 57 |
| LNR407 | NA | Pending establishment | | 91433C | Planner V | N | SR24 | BU13 | T | 1.00 | A | \$ 51,312 | Not established | Y | N | 0 | | 17 |
| LNR407 | NA | Pending establishment | | 91518C | General Professional V | N | SR24 | BU13 | T | 1.00 | A | \$ 25,656 | Not established | Y | N | 0 | | 124 |
| LNR407 | NA | Pending establishment | | 91519C | Natural Area Reserves Specialist IV | N | SR22 | BU13 | T | 1.00 | A | \$ 22,788 | Not established | Y | N | 0 | | 126 |
| LNR407 | NA | Pending establishment | | 91520C | Natural Area Reserves Specialist IV | N | SR22 | BU13 | T | 1.00 | A | \$ 22,788 | Not established | Y | N | 0 | | 127 |
| LNR407 | NA | Pending establishment | | 91521C | Forestry & Wildlife Worker II | N | BC05 | BU01 | T | 1.00 | A | \$ 18,480 | Not established | Y | N | 0 | | 138 |
| LNR407 | NA | Pending establishment | | 91522C | Forestry & Wildlife Worker II | N | BC05 | BU01 | T | 1.00 | A | \$ 18,480 | Not established | Y | N | 0 | | 139 |

Department of Land and Natural Resources
 Vacancy Report as of November 30, 2015

Table 13

| Prog ID | Sub-Org | Date of Vacancy | Expected Fill Date | Position Number | Position Title | Exempt (Y/N) | SR Level | BU Code | Perm Temp (P/T) | FTE | MOF | Budgeted Amount | Actual Salary Last Paid | Authority to Hire (Y/N) | Occupied by 89 Day Hire (Y/N) | # of 89 Hire Appts | Describe if Filled by other Means | Priority # to Retain |
|---------|---------|-----------------------|--------------------|-----------------|--------------------------------|--------------|----------|---------|-----------------|------|-----|-----------------|-------------------------|-------------------------|-------------------------------|--------------------|-----------------------------------|----------------------|
| LNR407 | NA | Pending establishment | | 91525C | Account Clerk III | N | SR11 | BU03 | T | 1.00 | A | \$ 14,994 | Not established | Y | N | 0 | | 140 |
| LNR407 | NA | Pending establishment | | 91526C | Assistant Mechanic | N | BC05 | BU01 | T | 1.00 | A | \$ 19,230 | Not established | Y | N | 0 | | 128 |
| LNR801 | CH | 9/1/2015 | | 8042 | General Laborer II | N | BC03 | BU01 | P | 1.00 | B | \$ 34,164 | \$ 35,964 | Y | N | 0 | | Pending Selection |
| LNR801 | CH | 10/9/2013 | 1/1/2016 | 9786 | Harbor Agent IV | N | SR16 | BU03 | P | 1.00 | B | \$ 44,388 | \$ 42,684 | Y | N | 0 | | Selection Made |
| LNR801 | CH | 6/1/2015 | | 16911 | Account Clerk IV | N | SR13 | BU03 | P | 1.00 | B | \$ 46,188 | \$ 44,412 | Y | N | 0 | | Pending Selection |
| LNR801 | CH | 8/14/2015 | | 22942 | Harbor Agent III | N | SR14 | BU03 | P | 1.00 | B | \$ 35,112 | \$ 32,460 | Y | N | 0 | | 152 |
| LNR801 | CH | 11/1/2013 | | 26307 | General Laborer II | N | BC03 | BU01 | P | 1.00 | B | \$ 37,719 | \$ 33,888 | Y | N | 0 | | 161 |
| LNR801 | CH | 5/1/2014 | 2/1/2016 | 26767 | General Laborer II | N | BC03 | BU01 | P | 1.00 | B | \$ 49,182 | \$ 46,344 | Y | N | 0 | | Selection Made |
| LNR801 | CH | 4/1/2015 | 1/1/2016 | 28791 | Office Assistant III | N | SR08 | BU03 | P | 1.00 | B | \$ 27,768 | \$ 27,768 | Y | N | 0 | | Selection Made |
| LNR801 | CH | 9/22/2015 | | 28792 | Office Assistant III | N | SR08 | BU03 | P | 1.00 | B | \$ 27,768 | \$ 28,872 | Y | N | 0 | | 154 |
| LNR801 | CH | 12/24/2014 | | 32852 | Harbor Agent III | N | SR14 | BU03 | P | 1.00 | B | \$ 35,112 | \$ 35,112 | Y | N | 0 | | Pending Selection |
| LNR801 | CH | 6/1/2015 | | 34701 | Office Assistant III | N | SR08 | BU03 | P | 1.00 | B | \$ 31,236 | \$ 31,236 | Y | N | 0 | | 155 |
| LNR801 | CH | 8/30/2014 | | 39234 | Harbor Agent I | N | SR10 | BU03 | P | 1.00 | B | \$ 29,988 | \$ 29,988 | Y | N | 0 | | Selection Made |
| LNR801 | CH | 1/2/2013 | | 45345 | Office Assistant III | N | SR08 | BU03 | P | 1.00 | B | \$ 28,836 | \$ 28,836 | Y | N | 0 | | Selection Made |
| LNR801 | CH | 10/19/2015 | | 45368 | Property Manager IV | N | SR22 | BU13 | P | 1.00 | B | \$ 54,300 | \$ 55,488 | Y | N | 0 | | 38 |
| LNR801 | CH | 10/8/2014 | | 46141 | Office Assistant III | N | SR08 | BU03 | P | 1.00 | B | \$ 27,768 | \$ 27,768 | Y | N | 0 | | Selection Made |
| LNR801 | CH | 12/31/2014 | | 46759 | Recreational Harbor Manager I | N | SR24 | BU23 | P | 1.00 | B | \$ 60,012 | \$ 60,012 | Y | N | 0 | | 136 |
| LNR801 | CH | 6/1/2015 | | 48189 | Building Maintenance Worker II | N | WS09 | BU01 | P | 1.00 | B | \$ 52,194 | \$ 51,168 | Y | N | 0 | | 164 |
| LNR801 | CH | 12/31/2015 | | 50939 | Accountant III | N | SR20 | BU13 | P | 1.00 | B | \$ 46,374 | \$ 45,576 | Y | N | 0 | | 151 |
| LNR801 | CH | 6/3/2013 | | 117733 | General Professional IV | N | SR22 | BU13 | P | 1.00 | B | \$ 45,576 | \$ 45,576 | Y | N | 0 | | 145 |
| LNR801 | CH | 5/30/2015 | 2/1/2016 | 117747 | General Laborer II | N | BC02 | BU01 | P | 1.00 | B | \$ 36,687 | \$ 35,964 | Y | Y | 2 | | Selection Made |
| LNR801 | CH | 8/19/2015 | | 117771 | General Laborer II | N | BC02 | BU01 | P | 1.00 | B | \$ 37,719 | \$ 35,964 | Y | N | 0 | | Selection Made |
| LNR801 | CH | 1/20/2015 | | 117773 | General Laborer II | N | BC02 | BU01 | P | 1.00 | B | \$ 37,719 | \$ 36,252 | Y | Y | 2 | | Selection Made |
| LNR801 | CH | 9/16/2013 | | 118867 | Planner IV | N | SR22 | BU13 | P | 1.00 | B | \$ 45,576 | \$ 45,576 | Y | N | 0 | | 156 |
| LNR801 | CH | 8/6/2014 | 1/1/2016 | 119001 | Office Assistant III | N | SR08 | BU03 | P | 1.00 | B | \$ 28,872 | \$ 28,872 | Y | N | 0 | | Selection Made |
| LNR801 | CH | 8/8/2015 | 2/1/2016 | 120846 | Harbor Agent III | N | SR12 | BU03 | P | 1.00 | B | \$ 31,236 | \$ 32,460 | Y | N | 0 | | Selection Made |

Department of Land and Natural Resources
 Vacancy Report as of November 30, 2015

Table 13

| Prog ID | Sub-Org | Date of Vacancy | Expected Fill Date | Position Number | Position Title | Exempt (Y/N) | SR Level | BU Code | Perm Temp (P/T) | FTE | MOF | Budgeted Amount | Actual Salary Last Paid | Authority to Hire (Y/N) | Occupied by 89 Day Hire (Y/N) | # of 89 Hire Appts | Describe if Filled by other Means | Priority # to Retain |
|---------|---------|-----------------------|--------------------|-----------------|---|--------------|----------|---------|-----------------|------|-----|-----------------|-------------------------|-------------------------|-------------------------------|--------------------|-----------------------------------|----------------------|
| LNR801 | CH | 1/15/2015 | 2/1/2016 | 121562 | General Laborer II | N | BC03 | BU01 | P | 1.00 | B | \$ 16,386 | Recently established | Y | N | 0 | | Selection Made |
| LNR801 | CH | 3/27/2015 | | 121661 | General Laborer II | N | BC03 | BU01 | P | 1.00 | B | \$ 16,386 | Recently established | Y | Y | 2 | | 162 |
| LNR801 | CH | 3/27/2015 | | 121662 | General Laborer II | N | BC03 | BU01 | P | 1.00 | B | \$ 16,386 | Recently established | Y | Y | 2 | | Selection Made |
| LNR801 | CH | 6/23/2015 | | 121777 | Building Maintenance Worker I | N | BU09 | BU01 | P | 1.00 | B | \$ 22,272 | Recently established | Y | N | 0 | | Selection Made |
| LNR801 | CH | Pending establishment | | 99055C | Planner IV | N | SR22 | BU13 | P | 1.00 | B | \$ 40,000 | Not established | Y | N | 0 | | 149 |
| LNR801 | CH | Pending establishment | | 91208C | Account Clerk III | N | SR11 | BU03 | P | 1.00 | B | \$ 26,700 | Not established | Y | N | 0 | | 157 |
| LNR801 | CH | Pending establishment | | 91434C | Harbor Agent II | N | SR12 | BU03 | P | 1.00 | B | \$ 30,012 | Not established | Y | N | 0 | | 153 |
| LNR801 | CH | Pending establishment | | 91527C | Planning & Development Manager | Y | SRNA | BU13 | P | 1.00 | B | \$ 27,750 | Not established | Y | N | 0 | | 78 |
| LNR801 | CH | Pending establishment | | 91528C | Property Manager IV | N | SR22 | BU13 | P | 1.00 | B | \$ 21,912 | Not established | Y | N | 0 | | 113 |
| LNR801 | CH | Pending establishment | | 91535C | General Laborer II | N | BC03 | BU01 | P | 1.00 | B | \$ 16,386 | Not established | Y | N | 0 | | 163 |
| LNR801 | CH | Pending establishment | | 91537C | Office Assistant III | N | SR08 | BU03 | P | 1.00 | B | \$ 13,878 | Not established | Y | N | 0 | | 158 |
| LNR801 | CH | Pending establishment | | 91538C | Office Assistant IV | N | SR10 | BU03 | P | 1.00 | B | \$ 14,442 | Not established | Y | N | 0 | | 159 |
| LNR801 | CH | Pending establishment | | 91602C | Planner IV | N | SR22 | BU13 | P | 1.00 | B | \$ 23,700 | Not established | Y | N | 0 | | 160 |
| LNR802 | HP | 6/23/2015 | | 100379 | Historic Preservation Archaeologist IV | Y | SRNA | BU13 | P | 1.00 | A | \$ 62,400 | \$ 62,400 | Y | N | 0 | | 3 |
| LNR802 | HP | 9/13/2015 | | 102055 | Historic Preservation Archaeologist IV | Y | SRNA | BU13 | T | 1.00 | N | \$ 59,280 | \$ 59,280 | Y | N | 0 | | 4 |
| LNR802 | HP | 9/23/2014 | 1/1/2016 | 102064 | Historic Preservation Archaeologist III | Y | SRNA | BU13 | T | 1.00 | N | \$ 45,576 | \$ 42,144 | Y | N | 0 | | Selection Made |
| LNR802 | HP | 8/4/2014 | | 102287 | Cultural Historian | Y | SRNA | BU13 | P | 1.00 | A | \$ 54,030 | \$ 53,100 | Y | N | 0 | | 6 |
| LNR802 | HP | 8/4/2015 | | 102288 | Historic Preservation GIS Specialist | Y | SRNA | BU13 | T | 1.00 | N | \$ 55,116 | \$ 55,116 | Y | N | 0 | | 5 |
| LNR802 | HP | 2/6/2015 | | 121172 | Burial Sites Specialist | Y | SRNA | BU13 | P | 1.00 | A | \$ 53,000 | \$ 48,000 | Y | N | 0 | | 43 |

Department of Land and Natural Resources
 Vacancy Report as of November 30, 2015

Table 13

| Prog ID | Sub-Org | Date of Vacancy | Expected Fill Date | Position Number | Position Title | Exempt (Y/N) | SR Level | BU Code | Perm Temp (P/T) | FTE | MOF | Budgeted Amount | Actual Salary Last Paid | Authority to Hire (Y/N) | Occupied by 89 Day Hire (Y/N) | # of 89 Hire Appts | Describe if Filled by other Means | Priority # to Retain |
|---------|---------|-----------------------|--------------------|-----------------|---|--------------|----------|---------|-----------------|------|-----|-----------------|-------------------------|-------------------------|-------------------------------|--------------------|-----------------------------------|----------------------|
| LNR802 | HP | Pending establishment | | 91218C | Certified Local Government Grant Specialist | Y | SRNA | BU13 | T | 1.00 | N | \$ 53,000 | Not established | Y | N | 0 | | 44 |
| LNR802 | HP | Pending establishment | | 91603C | Office Assistant III | N | SR08 | BU03 | P | 1.00 | B | \$ 13,350 | Not established | Y | N | 0 | | 46 |
| LNR802 | HP | Pending establishment | | 91604C | Ethnographer | Y | SRNA | N/A | P | 1.00 | B | \$ 29,588 | Not established | Y | N | 0 | | 45 |
| LNR804 | DA | 4/7/2015 | | 8723 | Wildlife Biologist V | N | SR24 | BU13 | P | 1.00 | A | \$ 61,062 | \$ 60,012 | Y | N | 0 | | 10 |
| LNR804 | DA | 10/1/2014 | | 12604 | Wildlife Biologist V | N | SR24 | BU13 | P | 1.00 | A | \$ 80,376 | \$ 78,996 | Y | N | 0 | | 8 |
| LNR804 | DA | 4/29/2015 | | 27063 | Forestry & Wildlife Worker III | N | WS05 | BU01 | P | 1.00 | A | \$ 43,698 | \$ 42,840 | Y | N | 0 | | 61 |
| LNR804 | DA | 1/26/2013 | 1/1/2016 | 27072 | Wildlife Biologist V | N | SR24 | BU13 | P | 1.00 | A | \$ 55,500 | \$ 55,500 | Y | N | 0 | | Selection Made |
| LNR804 | DA | 10/1/2013 | | 45494 | Trails & Access Specialist II | N | SR18 | BU13 | P | 1.00 | A | \$ 44,580 | \$ 43,812 | Y | N | 0 | | 60 |
| LNR804 | DA | 12/31/2010 | 1/1/2016 | 117828 | General Laborer I | N | BC02 | BU01 | T | 1.00 | W | \$ 16,614 | \$ 33,228 | Y | N | 0 | | Selection Made |
| LNR804 | DA | 3/13/2015 | 1/1/2016 | 121641 | Forestry & Wildlife Worker II | N | BC05 | BU01 | T | 1.00 | N | \$ 36,960 | New position | Y | N | 0 | | Selection Made |
| LNR804 | DA | Pending establishment | | 99056C | Forestry & Wildlife Worker II | N | BC05 | BU01 | P | 1.00 | A | \$ 27,660 | Not established | Y | N | 0 | | 122 |
| LNR804 | DA | Pending establishment | | 91435C | Wildlife Biologist V | N | SR24 | BU13 | T | 1.00 | N | \$ 51,312 | Not established | Y | N | 0 | | 18 |
| LNR804 | DA | Pending establishment | | 91436C | Forestry & Wildlife Technician V | N | SR15 | BU03 | T | 1.00 | N | \$ 33,756 | Not established | Y | N | 0 | | 116 |
| LNR804 | DA | Pending establishment | | 91437C | Forestry & Wildlife Worker III | N | WS05 | BU01 | T | 1.00 | N | \$ 39,576 | Not established | Y | N | 0 | | 90 |
| LNR804 | DA | Pending establishment | | 91539C | Wildlife Biologist V | N | SR24 | BU13 | T | 1.00 | N | \$ 45,576 | Not established | Y | N | 0 | | 58 |
| LNR805 | CB | 12/31/2012 | | 8738 | Aquatic Resources Program Manager | N | EM05 | BU35 | P | 1.00 | A | \$ 77,004 | \$ 77,004 | Y | N | 0 | | 34 |
| LNR805 | CB | 2/12/2011 | | 24057 | Aquatic Biologist IV | N | SR22 | BU13 | P | 1.00 | A | \$ 51,312 | \$ 51,312 | Y | N | 0 | | 75 |
| LNR806 | FA | 10/1/2015 | | 14934 | Park Caretaker III | N | BC06 | BU01 | P | 1.00 | A | \$ 42,438 | \$ 42,432 | Y | N | 0 | | 77 |
| LNR806 | FA | 10/27/2015 | | 32290 | Park Caretaker III | N | BC04 | BU01 | P | 1.00 | A | \$ 39,243 | \$ 39,240 | Y | N | 0 | | 112 |
| LNR806 | FI | 9/1/2015 | | 21646 | State Parks Assistant Administrator | N | EM07 | BU35 | P | 1.00 | B | \$ 91,218 | \$ 89,208 | Y | N | 0 | | 37 |
| LNR806 | FI | 5/6/2015 | 1/1/2016 | 117619 | General Laborer I | N | BC02 | BU01 | P | 1.00 | B | \$ 36,687 | \$ 35,964 | Y | N | 0 | | Selection Made |
| LNR806 | FI | 8/20/2015 | | 117621 | General Laborer I | N | BC02 | BU01 | P | 1.00 | B | \$ 36,687 | \$ 35,964 | Y | N | 0 | | 148 |

Department of Land and Natural Resources
 Vacancy Report as of November 30, 2015

Table 13

| Prog ID | Sub-Org | Date of Vacancy | Expected Fill Date | Position Number | Position Title | Exempt (Y/N) | SR Level | BU Code | Perm Temp (P/T) | FTE | MOF | Budgeted Amount | Actual Salary Last Paid | Authority to Hire (Y/N) | Occupied by 89 Day Hire (Y/N) | # of 89 Hire Appts | Describe if Filled by other Means | Priority # to Retain |
|---------|---------|-----------------------|--------------------|-----------------|---------------------------------------|--------------|----------|---------|-----------------|------|-----|-----------------|-------------------------|-------------------------|-------------------------------|--------------------|-----------------------------------|----------------------|
| LNR806 | FI | 7/24/2015 | | 117622 | General Laborer I | N | BC02 | BU01 | P | 1.00 | B | \$ 36,687 | \$ 33,888 | Y | N | 0 | | 135 |
| LNR806 | FI | 6/12/2015 | 1/1/2016 | 118115 | General Laborer I | N | BC02 | BU01 | P | 1.00 | B | \$ 36,687 | \$ 35,964 | Y | N | 0 | | Selection Made |
| LNR806 | FI | 6/1/2015 | | 118907 | Park Interpretive Technician | N | SR13 | BU03 | T | 1.00 | B | \$ 29,640 | \$ 32,460 | Y | N | 0 | | 150 |
| LNR806 | FI | 8/5/2015 | | 121240 | General Laborer I | N | BC02 | BU01 | P | 1.00 | B | \$ 36,687 | \$ 35,964 | Y | N | 0 | | 144 |
| LNR906 | AA | 9/5/2015 | 12/16/2015 | 2721 | Fiscal Management Officer | N | EM05 | BU35 | P | 1.00 | A | \$ 97,668 | | Y | N | 0 | | Selection Made |
| LNR906 | AA | 10/21/2015 | | 33450 | Personnel Clerk IV | N | SR11 | BU63 | P | 1.00 | A | \$ 29,988 | \$ 29,988 | Y | N | 0 | | 1 |
| LNR906 | AA | 5/13/2015 | 1/1/2016 | 111074 | State Land Information System Manager | Y | SRNA | BU13 | P | 1.00 | B | \$ 100,464 | \$ 108,000 | Y | N | 0 | | Selection Made |
| LNR906 | AA | 9/26/2015 | | 117198 | Information Technology Specialist IV | N | SR22 | BU13 | P | 1.00 | B | \$ 56,460 | \$ 55,488 | Y | N | 0 | | 81 |
| LNR906 | AA | 11/24/2014 | | 118099 | Information Technology Specialist V | N | SR24 | BU13 | P | 1.00 | A | \$ 68,694 | \$ 67,512 | Y | Y | 3 | | 41 |
| LNR906 | AA | 11/3/2014 | | 121535 | Accountant IV | N | SR22 | BU13 | T | 1.00 | A | \$ 16,230 | New position | Y | N | 0 | | 42 |
| LNR906 | AA | Pending establishment | | 91605C | Accountant IV | N | SR22 | BU13 | P | 1.00 | B | \$ 49,056 | Not established | Y | N | 0 | | 2 |

Department of Land and Natural Resources
Personnel Separations from July 1, 2014 to November 30, 2015

Table 14

| Prog ID | Sub-Org | Separation Date | Position Number | Position Title | Exempt (Y/N) | SR Level | BU Code | T/P | MOF | Budgeted FTE | Budgeted Salary | Actual FTE | Actual Salary |
|---------|---------|-----------------|-----------------|--|--------------|----------|---------|-----|-----|--------------|-----------------|------------|---------------|
| LNR101 | EA | 7/8/2014 | 9632 | APPRAISAL & REAL ESTATE SPECIALIST | y | SRNA | 13 | P | B | 1.00 | \$ 60,000 | 1.00 | \$60,000 |
| LNR101 | EA | 11/29/2014 | 110304 | ASSISTANT COMPLIANCE SPECIALIST | Y | SRNA | 13 | P | B | 1.00 | \$ 42,684 | 1.00 | \$42,684 |
| LNR101 | EA | 3/28/2015 | 120669 | ADMINISTRATIVE SERVICES ASSISTANT | N | SR22 | 13 | P | B | 1.00 | \$ 43,296 | 1.00 | \$53,364 |
| LNR101 | EA | 6/13/2015 | 120503 | APPLICATIONS/SYSTEM ANALYST | Y | SRNA | 13 | P | B | 1.00 | \$ 57,204 | 1.00 | \$57,204 |
| LNR101 | EA | 8/30/2015 | 52359 | GENERAL LABORER II | N | BC03 | 01 | P | B | 1.00 | \$ 36,078 | 1.00 | \$35,544 |
| LNR101 | EA | 9/12/2015 | 118345 | PROGRAM SPECIALIST V | N | SR24 | 13 | P | B | 1.00 | \$ 61,062 | 1.00 | \$60,012 |
| LNR101 | EA | 10/2/2015 | 113186 | DOCUMENTATION SPECIALIST | Y | SRNA | 03 | P | B | 1.00 | \$ 47,592 | 1.00 | \$47,592 |
| LNR101 | EA | 12/2/2015 | 13178 | SUPERVISING LAND AGENT | N | SR26 | 13 | P | B | 1.00 | \$ 68,694 | 1.00 | \$70,188 |
| LNR111 | BA | 11/26/2014 | 157 | ABSTRACTING ASSISTANT III | N | SR09 | 03 | P | B | 1.00 | \$ 28,872 | 1.00 | \$28,872 |
| LNR111 | BA | 1/1/2015 | 145 | ABSTRACTING ASSISTANT V | N | SR13 | 03 | P | B | 1.00 | \$ 44,388 | 1.00 | \$44,388 |
| LNR111 | BA | 12/5/2015 | 159 | OFFICE ASSISTANT III | N | SR08 | 03 | P | B | 1.00 | \$ 26,700 | 1.00 | \$27,768 |
| LNR141 | GA | 7/7/2015 | 9630 | ENGINEER PROGRAM MANAGER | N | EM07 | 35 | P | A | 0.50 | \$ 23,955 | 0.50 | \$106,344 |
| LNR141 | GA | 10/28/2015 | 120856 | MINERAL RESOURCES SPECIALIST | Y | SRNA | 13 | P | B | 1.00 | \$ 62,424 | 1.00 | \$62,424 |
| LNR172 | DA | 11/1/2014 | 112449 | FORESTRY & WILDLIFE TECHNICIAN IV | N | SR13 | 03 | T | B | 1.00 | \$ 33,720 | 1.00 | \$33,720 |
| LNR172 | DA | 5/1/2015 | 2895 | FORESTRY & WILDLIFE TECHNICIAN IV | N | SR13 | BU03 | P | A | 1.00 | \$ 46,188 | 1.00 | \$46,188 |
| LNR401 | CA | 11/4/2014 | 2951 | AQUATIC RESOURCES PROGRAM ADMINISTRATOR | N | EM07 | 35 | P | A | 1.00 | \$ 117,096 | 1.00 | \$117,096 |
| LNR401 | CB | 10/1/2014 | 113267 | SANCTUARY PROGRAMS & OPERATION COORDINATOR | Y | SRNA | 13 | T | P | 1.00 | \$ 51,312 | 1.00 | \$52,812 |
| LNR401 | CB | 4/18/2015 | 120823 | AQUATIC BIOLOGIST III | N | SR20 | 13 | T | A | 1.00 | \$ 45,576 | 1.00 | \$43,312 |

Department of Land and Natural Resources
Personnel Separations from July 1, 2014 to November 30, 2015

Table 14

| Prog ID | Sub-Org | Separation Date | Position Number | Position Title | Exempt (Y/N) | SR Level | BU Code | T/P | MOF | Budgeted FTE | Budgeted Salary | Actual FTE | Actual Salary |
|---------|---------|-----------------|-----------------|--|--------------|----------|---------|-----|-----|--------------|-----------------|------------|---------------|
| LNR401 | CB | 10/1/2015 | 118785 | EDUCATION SPECIALIST (AQUATIC RESOURCES) III | N | SR20 | 13 | T | A | 0.50 | \$ 24,666 | 1.00 | \$50,004 |
| | | | | | | | | | P | 0.50 | \$ 24,666 | | |
| LNR401 | CE | 5/1/2015 | 52378 | PLANNER V | N | SR24 | 13 | P | A | 1.00 | \$ 54,957 | 1.00 | \$55,488 |
| LNR402 | DA | 8/16/2014 | 15015 | WILDLIFE MANAGEMENT PROGRAM SPECIALIST FORESTRY & WILDLIFE | N | SR26 | 13 | P | A | 1.00 | \$ 57,720 | 1.00 | \$57,870 |
| LNR402 | DA | 10/18/2014 | 118249 | WORKER II | N | BC05 | 01 | P | A | 1.00 | \$ 39,231 | 1.00 | \$39,228 |
| LNR402 | DA | 12/31/2014 | 4665 | HEAVY EQUIPMENT OPERATOR | N | BC10 | 01 | P | A | 1.00 | \$ 49,074 | 1.00 | \$49,068 |
| LNR402 | DA | 12/31/2014 | 9696 | FORESETER VI | N | SR26 | 13 | P | A | 1.00 | \$ 86,910 | 1.00 | \$86,916 |
| LNR402 | DA | 3/21/2015 | 120332 | FORESTRY & WILDLIFE TECHNICIAN IV | N | SR13 | 03 | T | U | 1.00 | \$ 31,212 | 1.00 | \$32,460 |
| LNR402 | DA | 8/3/2015 | 4670 | FORESTRY & WILDLIFE WORKER II | N | BC05 | 01 | P | A | 1.00 | \$ 36,960 | 1.00 | \$40,008 |
| LNR402 | DA | 11/10/2015 | 2882 | FORESTRY & WILDLIFE ADMINISTRATOR | N | EM08 | 35 | P | A | 1.00 | \$ 91,842 | 1.00 | \$89,820 |
| LNR404 | GC | 2/1/2015 | 101847 | DEPUTY DIRECTOR | Y | SRNA | 00 | P | A | 1.00 | \$ 121,908 | 1.00 | \$121,908 |
| LNR404 | GC | 2/13/2015 | 102237 | HYDROLOGIST VI | Y | SRNA | 13 | P | A | 1.00 | \$ 75,960 | 1.00 | \$75,960 |
| LNR404 | GC | 4/1/2015 | 112683 | HYDROLOGIST VI | Y | SRNA | 13 | P | A | 1.00 | \$ 75,960 | 1.00 | \$121,908 |
| LNR404 | GC | 6/13/2015 | 100058 | PRIVATE SECRETARY II | N | SR22 | 63 | P | A | 1.00 | \$ 58,416 | 1.00 | \$49,056 |
| LNR405 | HA | 8/6/2014 | 34049 | CONSERVATION & RESOURCES ENFORCEMENT OFFICER III | N | SR20 | 03 | P | A | 1.00 | \$ 54,012 | 1.00 | \$54,012 |
| | | | | | | | | | | | | | |
| LNR405 | HA | 10/1/2014 | 2954 | CONSERVATION & RESOURCES ENFORCEMENT DISTRICT MANAGER | N | EM03 | 31 | P | A | 1.00 | \$ 78,840 | 1.00 | \$78,840 |
| LNR405 | HA | 11/1/2014 | 17486 | CONSERVATION & RESOURCES ENFORCEMENT IV | N | SR22 | 03 | P | A | 1.00 | \$ 56,172 | 1.00 | \$56,172 |

Department of Land and Natural Resources
Personnel Separations from July 1, 2014 to November 30, 2015

Table 14

| <u>Prog ID</u> | <u>Sub-Org</u> | <u>Separation Date</u> | <u>Position Number</u> | <u>Position Title</u> | <u>Exempt (Y/N)</u> | <u>SR Level</u> | <u>BU Code</u> | <u>T/P</u> | <u>MOF</u> | <u>Budgeted FTE</u> | <u>Budgeted Salary</u> | <u>Actual FTE</u> | <u>Actual Salary</u> |
|----------------|----------------|------------------------|------------------------|--|---------------------|-----------------|----------------|------------|------------|---------------------|------------------------|-------------------|----------------------|
| LNR405 | HA | 3/1/2015 | 8593 | CONSERVATION & RESOURCES ENFORCEMENT OFFICER III | N | SR20 | 03 | P | A | 1.00 | \$ 58,416 | 1.00 | \$58,416 |
| LNR405 | HA | 4/1/2015 | 2900 | CONSERVATION & RESOURCES ENFORCEMENT OFFICER III | N | SR20 | 03 | P | A | 1.00 | \$ 63,168 | 1.00 | \$63,168 |
| LNR405 | HA | 8/24/2015 | 52375 | ACCOUNTANT III | N | SR20 | 13 | P | A | 1.00 | \$ 44,580 | 1.00 | \$43,812 |
| LNR405 | HA | 8/30/2015 | 118410 | OFFICE ASSISTANT III | N | SR08 | 03 | P | A | 1.00 | \$ 26,706 | 1.00 | \$26,700 |
| LNR405 | HA | 12/31/2015 | 50971 | CONSERVATION & RESOURCES ENFORCEMENT OFFICER III | N | SR20 | 03 | P | B | 1.00 | \$ 58,416 | 1.00 | \$60,780 |
| LNR407 | NA | 6/27/2014 | 45490 | FORESTRY & WILDLIFE WORKER II | N | BC05 | 01 | P | A | 1.00 | \$ 38,661 | 1.00 | \$38,460 |
| LNR407 | NA | 8/9/2014 | 118355 | NATURAL AREA RESERVES SPECIALIST IV | N | SR22 | 13 | P | B | 1.00 | \$ 47,400 | 1.00 | \$47,400 |
| LNR407 | NA | 3/28/2015 | 118291 | FORESTER III | N | SR20 | 13 | T | B | 1.00 | \$ 38,988 | 1.00 | \$43,812 |
| LNR407 | NA | 4/13/2015 | 117017 | NATURAL AREA RESERVE SPECIALIST IV | N | SR22 | 13 | P | B | 1.00 | \$ 53,364 | 1.00 | \$53,364 |
| LNR407 | NA | 5/30/2015 | 47595 | NATURAL RESOURCES MANAGEMENT PROGRAM SPECIALIST | N | SR26 | 13 | P | A | 1.00 | \$ 78,996 | 1.00 | \$78,996 |
| LNR801 | CH | 8/1/2014 | 8042 | GENERAL LABORER II | N | BC03 | 01 | P | B | 1.00 | \$ 34,164 | 1.00 | \$35,544 |
| LNR801 | CH | 8/9/2014 | 117771 | GENERAL LABORER II | N | BC02 | 01 | P | B | 1.00 | \$ 36,078 | 1.00 | \$35,544 |
| LNR801 | CH | 8/30/2014 | 39234 | HARBOR AGENT I | N | SR10 | 03 | P | B | 1.00 | \$ 29,988 | 1.00 | \$29,988 |
| LNR801 | CH | 11/11/2014 | 8042 | GENERAL LABORER II | N | BC03 | 01 | P | B | 1.00 | \$ 34,164 | 1.00 | \$35,964 |
| LNR801 | CH | 1/1/2015 | 8248 | HARBOR AGENT II | N | SR12 | 03 | P | B | 1.00 | \$ 33,720 | 1.00 | \$33,720 |
| LNR801 | CH | 1/31/2015 | 8668 | HARBOR AGENT III | N | SR14 | 03 | P | B | 1.00 | \$ 39,492 | 1.00 | \$39,492 |
| LNR801 | CH | 4/1/2015 | 28791 | OFFICE ASSISTANT III | N | SR08 | 03 | P | B | 1.00 | \$ 27,679 | 1.00 | \$27,768 |
| LNR801 | CH | 5/30/2015 | 117747 | GENERAL LABORER I | N | BC02 | 01 | P | B | 1.00 | \$ 35,343 | 1.00 | \$35,964 |
| LNR801 | CH | 8/8/2015 | 120846 | HARBOR AGENT II | N | SR12 | 03 | P | B | 1.00 | \$ 31,236 | 1.00 | \$32,460 |
| LNR801 | CH | 8/19/2015 | 117771 | GENERAL LABORER II | N | BC03 | 01 | P | B | 1.00 | \$ 37,719 | 1.00 | \$35,964 |
| LNR801 | CH | 9/22/2015 | 28792 | OFFICE ASSISTANT III | N | SR08 | 03 | P | B | 1.00 | \$ 27,768 | 1.00 | \$28,872 |
| LNR801 | CH | 11/11/2015 | 46731 | GENERAL LABORER I | N | BC02 | 01 | P | B | 1.00 | \$ 36,687 | 1.00 | \$36,684 |

Department of Land and Natural Resources
Personnel Separations from July 1, 2014 to November 30, 2015

Table 14

| <u>Prog ID</u> | <u>Sub-Org</u> | <u>Separation Date</u> | <u>Position Number</u> | <u>Position Title</u> | <u>Exempt (Y/N)</u> | <u>SR Level</u> | <u>BU Code</u> | <u>T/P</u> | <u>MOF</u> | <u>Budgeted FTE</u> | <u>Budgeted Salary</u> | <u>Actual FTE</u> | <u>Actual Salary</u> |
|----------------|----------------|------------------------|------------------------|---|---------------------|-----------------|----------------|------------|------------|---------------------|------------------------|-------------------|----------------------|
| LNR802 | HP | 8/14/2014 | 102287 | CULTURAL HISTORIAN | Y | SRNA | 13 | T | A | 1.00 | \$ 53,100 | 1.00 | \$72,000 |
| LNR802 | HP | 8/26/2014 | 100377 | ARCHITECTURAL HISTORIAN | Y | SRNA | 13 | T | N | 1.00 | \$ 58,020 | 1.00 | \$55,788 |
| LNR802 | HP | 9/23/2014 | 102064 | HISTORIC PRESERVATION ARCHAEOLOGIST III | Y | SRNA | 13 | T | N | 1.00 | \$ 45,576 | 1.00 | \$45,576 |
| LNR802 | HP | 12/31/2014 | 100530 | ARCHITECTURAL & HISTORIC PRESERVATION MANAGER | Y | SRNA | 13 | P | A | 1.00 | \$ 74,880 | 1.00 | \$74,880 |
| LNR802 | HP | 2/6/2015 | 121172 | BURIAL SITES SPECIALIST | Y | SRNA | 13 | T | A | 1.00 | \$ 53,000 | 1.00 | \$48,000 |
| LNR802 | HP | 6/23/2015 | 100379 | HISTORIC PRESERVATION ARCHAEOLOGIST IV | Y | SRNA | 13 | P | A | 1.00 | \$ 62,400 | 1.00 | \$72,456 |
| LNR802 | HP | 7/31/2015 | 102288 | HISTORIC PRESERVATION GIS SPECIALIST | Y | SRNA | 13 | T | N | 1.00 | \$ 55,116 | 1.00 | \$55,116 |
| LNR802 | HP | 8/26/2015 | 102055 | HISTORIC PRESERVATION ARCHAEOLOGIST IV | Y | SRNA | 13 | T | N | 1.00 | \$ 59,280 | 1.00 | \$59,280 |
| LNR802 | HP | 12/31/2015 | 102283 | HISTORIC PRESERVATION SYSTEMS MANAGER | Y | SRNA | 13 | T | N | 1.00 | \$ 60,840 | 1.00 | \$60,840 |
| LNR804 | DA | 8/16/2014 | 120863 | OFFICE ASSISTANT III | N | SR08 | 03 | T | N | 1.00 | \$ 26,700 | 1.00 | \$25,668 |
| LNR804 | DA | 10/1/2014 | 12604 | WILDLIFE BIOLOGIST V | N | SR24 | 13 | P | A | 1.00 | \$ 78,996 | 1.00 | \$78,996 |
| LNR804 | DA | 4/7/2015 | 8723 | WILDLIFE BIOLOGIST V | N | SR24 | 13 | P | A | 1.00 | \$ 60,012 | 1.00 | \$60,012 |
| LNR804 | DA | 4/29/2015 | 27063 | FORESTRY & WILDLIFE WORKER II | N | BC05 | 01 | P | A | 1.00 | \$ 42,003 | 1.00 | \$42,840 |
| LNR804 | DA | 8/31/2015 | 116967 | FORESTRY & WILDLIFE WORKER II | N | BC05 | 01 | P | B | 1.00 | \$ 40,815 | 1.00 | \$40,812 |
| LNR806 | FA | 11/29/2014 | 16941 | SECRETARY I | N | SR12 | 03 | P | A | 1.00 | \$ 42,684 | 1.00 | \$42,680 |
| LNR806 | FA | 1/15/2015 | 26472 | PARK CARETAKER II | N | BC04 | 01 | P | A | 1.00 | \$ 37,719 | 1.00 | \$37,716 |
| LNR806 | FA | 2/28/2015 | 47844 | PARK CARETAKER II | N | BC04 | 01 | P | A | 1.00 | \$ 37,719 | 1.00 | \$37,716 |
| LNR806 | FA | 4/11/2015 | 31513 | GENERAL LABORER I | N | BC02 | 01 | P | A | 1.00 | \$ 37,533 | 1.00 | \$35,964 |
| LNR806 | FA | 5/1/2015 | 22306 | PARK CARETAKER II | N | BC04 | 01 | P | A | 1.00 | \$ 40,791 | 1.00 | \$41,640 |

Department of Land and Natural Resources
Personnel Separations from July 1, 2014 to November 30, 2015

Table 14

| <u>Prog ID</u> | <u>Sub-Org</u> | <u>Separation Date</u> | <u>Position Number</u> | <u>Position Title</u> | <u>Exempt (Y/N)</u> | <u>SR Level</u> | <u>BU Code</u> | <u>T/P</u> | <u>MOF</u> | <u>Budgeted FTE</u> | <u>Budgeted Salary</u> | <u>Actual FTE</u> | <u>Actual Salary</u> |
|----------------|----------------|------------------------|------------------------|--|---------------------|-----------------|----------------|------------|------------|---------------------|------------------------|-------------------|----------------------|
| LNR806 | FA | 5/30/2015 | 27455 | PARK CARETAKER III | N | BC06 | 01 | P | A | 1.00 | \$ 40,791 | 1.00 | \$41,604 |
| LNR806 | FA | 8/3/2015 | 30397 | PARK CARETAKER II | N | BC04 | 01 | P | A | 1.00 | \$ 39,243 | 1.00 | \$39,240 |
| LNR806 | FA | 8/17/2015 | 12545 | STATE PARKS ADMINISTRATOR | N | EM08 | 35 | P | A | 1.00 | \$ 125,142 | 1.00 | \$122,388 |
| LNR806 | FA | 10/1/2015 | 14934 | PARK CARETAKER III | N | BC06 | 01 | P | A | 1.00 | \$ 42,438 | 1.00 | \$42,432 |
| LNR806 | FI | 11/16/2014 | 118907 | PARK INTERPRETIVE TECHNICIAN | N | SR13 | 03 | T | B | 1.00 | \$ 29,640 | 1.00 | \$32,460 |
| LNR806 | FI | 12/5/2014 | 118916 | PARK INTERPRETIVE TECHNICIAN | N | SR13 | 03 | T | B | 1.00 | \$ 32,460 | 1.00 | \$32,460 |
| LNR806 | FI | 2/9/2015 | 100228 | ROYAL MAUSOLEUM CURATOR | Y | SRNA | 03 | P | B | 1.00 | \$ 33,720 | 1.00 | \$33,720 |
| LNR806 | FI | 6/1/2015 | 118907 | PARK INTERPRETIVE TECHNICIAN | N | SR13 | 03 | T | B | 1.00 | \$ 29,640 | 1.00 | \$32,460 |
| LNR806 | FI | 8/3/2015 | 121240 | GENERAL LABORER I | N | BC02 | 01 | P | B | 1.00 | \$ 36,687 | 1.00 | \$35,964 |
| LNR806 | FI | 8/6/2015 | 117622 | GENERAL LABORER I | N | BC02 | 01 | P | B | 1.00 | \$ 36,687 | 1.00 | \$33,888 |
| LNR806 | FI | 8/19/2015 | 177621 | GENERAL LABORER I | N | BC02 | 01 | P | B | 1.00 | \$ 36,687 | 1.00 | \$35,964 |
| LNR810 | GD | 7/2/2014 | 119210 | OFFICE ASSISTANT III | N | SR08 | 03 | P | B | 1.00 | \$ 27,768 | 1.00 | \$27,768 |
| LNR810 | GD | 12/18/2014 | 118924 | ENGINEER V | N | SR26 | 13 | P | B | 1.00 | \$ 82,140 | 1.00 | \$83,616 |
| LNR906 | AA | 12/31/2014 | 29216 | ACCOUNTANT V | N | SR24 | 13 | P | A | 1.00 | \$ 78,996 | 1.00 | \$78,996 |
| LNR906 | AA | 1/1/2015 | 100147 | DEPUTY TO THE CHAIRPERSON | Y | SRNA | 00 | P | A | 1.00 | \$ 121,908 | 1.00 | \$121,908 |
| LNR906 | AA | 1/1/2015 | 100191 | BLNR CHAIRPERSON | Y | SRNA | 00 | P | A | 1.00 | \$ 136,212 | 1.00 | \$103,512 |
| LNR906 | AA | 5/11/2015 | 100011 | PRIVATE SECRETARY III | N | SR24 | 63 | P | A | 1.00 | \$ 63,168 | 1.00 | \$39,480 |
| LNR906 | AA | 5/13/2015 | 111074 | STATE LAND INFORMATION SYSTEMS MANAGER | Y | SRNA | 13 | P | B | 1.00 | \$ 100,464 | 1.00 | \$100,464 |
| LNR906 | AA | 7/1/2015 | 2735 | PERSONNEL MANAGEMENT SPECIALIST II | N | SR18 | 73 | P | A | 1.00 | \$ 37,464 | 1.00 | \$40,548 |
| LNR906 | AA | 7/1/2015 | 9690 | ACCOUNT CLERK IV | N | SR13 | 03 | P | A | 1.00 | \$ 37,980 | 1.00 | \$37,980 |
| LNR906 | AA | 8/1/2015 | 33450 | PERSONNEL CLERK IV | N | SR11 | 63 | P | A | 1.00 | \$ 29,988 | 1.00 | \$31,236 |
| LNR906 | AA | 8/19/2015 | 2721 | FISCAL MANAGEMENT OFFICER | N | EM05 | 35 | P | A | 1.00 | \$ 97,668 | 1.00 | \$95,520 |
| LNR906 | AA | 8/19/2015 | 41587 | PERSONNEL CLERK IV | N | SR11 | 63 | P | A | 1.00 | \$ 37,980 | 1.00 | \$39,492 |

Department of Land and Natural Resources
 Personnel Separations from July 1, 2014 to November 30, 2015

Table 14

| <u>Prog ID</u> | <u>Sub-Org</u> | <u>Separation Date</u> | <u>Position Number</u> | <u>Position Title</u> | <u>Exempt (Y/N)</u> | <u>SR Level</u> | <u>BU Code</u> | <u>T/P</u> | <u>MOF</u> | <u>Budgeted FTE</u> | <u>Budgeted Salary</u> | <u>Actual FTE</u> | <u>Actual Salary</u> |
|----------------|----------------|------------------------|------------------------|-----------------------------------|---------------------|-----------------|----------------|------------|------------|---------------------|------------------------|-------------------|----------------------|
| | | | | STATE LAND INFORMATION SYSTEMS | | | | | | | | | |
| LNR906 | AA | 9/26/2015 | 111074 | MANAGER | Y | SRNA | 13 | P | B | 1.00 | \$ 100,464 | 1.00 | \$108,000 |
| LNR906 | AA | 10/17/2015 | 13120 | OFFICE ASSISTANT III | N | SR08 | 03 | P | A | 1.00 | \$ 26,700 | 1.00 | \$26,700 |
| LNR906 | AA | 10/21/2015 | 33450 | PERSONNEL CLERK IV | N | SR11 | 63 | P | A | 1.00 | \$ 29,988 | 1.00 | \$29,988 |

Department of Land and Natural Resources
Positions Filled from July 1, 2014 to November 30, 2015

Table 15

| <u>Prog ID</u> | <u>Sub-Org</u> | <u>Effective Date</u> <u>Position Filled</u> | <u>Position</u> <u>Number</u> | <u>Position Title</u> | <u>Exempt</u> <u>(Y/N)</u> | <u>SR Level</u> | <u>BU Code</u> | <u>T/P</u> | <u>MOF</u> | <u>Budgeted</u> <u>FTE</u> | <u>Budgeted</u> <u>Salary</u> | <u>Actual</u> <u>FTE</u> | <u>Actual</u> <u>Salary</u> | <u>Occupied</u> <u>by 89</u> <u>Day Hire</u> <u>(Y/N)</u> |
|----------------|----------------|---|----------------------------------|------------------------------------|-------------------------------|-----------------|----------------|------------|------------|-------------------------------|----------------------------------|-----------------------------|--------------------------------|--|
| LNR101 | EA | 7/1/2014 | 121037 | LAND AGENT I | N | SR16 | 13 | P | B | 1.00 | \$ 37,464 | 1.00 | \$ 38,772 | N |
| LNR101 | EA | 9/17/2014 | 120669 | ADMINISTRATIVE SERVICES ASSISTANT | N | SR22 | 13 | P | B | 1.00 | \$ 43,296 | 1.00 | \$ 53,364 | N |
| LNR101 | EA | 12/30/2014 | 9632 | APPRAISAL & REAL ESTATE SPECIALIST | Y | SRNA | 13 | P | B | 1.00 | \$ 60,000 | 1.00 | \$ 79,704 | N |
| LNR101 | EA | 4/1/2015 | 110304 | ASSISTANT COMPLIANCE SPECIALIST | Y | SRNA | 03 | P | B | 1.00 | \$ 42,684 | 1.00 | \$ 38,004 | N |
| LNR101 | EA | 5/29/2015 | 121586 | SHORELINE DISPOSITION SPECIALIST | Y | SRNA | 13 | T | B | 1.00 | \$ 49,000 | 1.00 | \$ 67,488 | N |
| LNR101 | EA | 7/6/2015 | 41672 | LAND AGENT I | N | SR16 | 13 | P | B | 1.00 | \$ 50,172 | 1.00 | \$ 38,772 | N |
| LNR101 | EA | 8/4/2015 | 121527 | COASTAL LANDS PROGRAM SPECIALIST | Y | SRNA | 13 | T | B | 1.00 | \$ 55,400 | 1.00 | \$ 49,680 | N |
| LNR101 | EA | 8/19/2015 | 52359 | GENERAL LABORER I | N | BC02 | 01 | P | B | 1.00 | \$ 39,243 | 1.00 | \$ 36,684 | N |
| LNR101 | EA | 8/27/2015 | 120669 | ADMINISTRATIVE SERVICES ASSISTANT | N | SR22 | 13 | P | B | 1.00 | \$ 43,296 | 1.00 | \$ 41,964 | Y |
| LNR101 | EA | 10/22/2015 | 118345 | PROGRAM SPECIALIST V | N | SR24 | 13 | P | B | 1.00 | \$ 61,062 | 1.00 | \$ 55,236 | Y |
| LNR101 | EA | 11/9/2015 | 120669 | ADMINISTRATIVE SERVICES ASSISTANT | N | SR22 | 13 | P | B | 1.00 | \$ 43,296 | 1.00 | \$ 55,488 | N |
| LNR101 | EA | 11/12/2015 | 27722 | LAND AGENT II | N | SR18 | 13 | P | B | 1.00 | \$ 68,694 | 1.00 | \$ 40,548 | Y |
| LNR101 | EA | 12/30/2015 | 9632 | APPRAISAL & REAL ESTATE SPECIALIST | Y | SRNA | 13 | P | B | 1.00 | \$ 60,000 | 1.00 | \$ 79,704 | N |
| LNR111 | BA | 9/2/2014 | 150 | MICROPHOTOGRAPHER II | N | SR07 | 03 | P | B | 1.00 | \$ 25,632 | 1.00 | \$ 26,700 | Y |
| LNR111 | BA | 12/2/2014 | 150 | MICROPHOTOGRAPHER II | N | SR07 | 03 | P | B | 1.00 | \$ 25,632 | 1.00 | \$ 26,700 | Y |
| LNR111 | BA | 3/3/2015 | 150 | MICROPHOTOGRAPHER II | N | SR07 | 03 | P | B | 1.00 | \$ 25,632 | 1.00 | \$ 26,700 | Y |
| LNR111 | BA | 9/1/2015 | 150 | OFFICE ASSISTANT III | N | SR08 | 03 | P | B | 1.00 | \$ 25,632 | 1.00 | \$ 26,700 | Y |
| LNR111 | BA | 8/26/2014 | 158 | MICROPHOTOGRAPHER II | N | SR09 | 03 | P | B | 1.00 | \$ 25,632 | 1.00 | \$ 25,632 | Y |
| LNR111 | BA | 11/25/2014 | 158 | MICROPHOTOGRAPHER II | N | SR07 | 03 | P | U | 1.00 | \$ 32,466 | 1.00 | \$ 25,632 | Y |

Department of Land and Natural Resources
Positions Filled from July 1, 2014 to November 30, 2015

Table 15

| <u>Prog ID</u> | <u>Sub-Org</u> | <u>Effective Date</u> <u>Position Filled</u> | <u>Position</u> <u>Number</u> | <u>Position Title</u> | <u>Exempt</u> <u>(Y/N)</u> | <u>SR Level</u> | <u>BU Code</u> | <u>T/P</u> | <u>MOF</u> | <u>Budgeted</u> <u>FTE</u> | <u>Budgeted</u> <u>Salary</u> | <u>Actual</u> <u>FTE</u> | <u>Actual</u> <u>Salary</u> | <u>Occupied</u> <u>by 89</u> <u>Day Hire</u> <u>(Y/N)</u> |
|----------------|----------------|---|----------------------------------|------------------------------|-------------------------------|-----------------|----------------|------------|------------|-------------------------------|----------------------------------|-----------------------------|--------------------------------|--|
| LNR111 | BA | 2/24/2015 | 158 | MICROPHOTOGAPHE R II | N | SR07 | 03 | P | B | 1.00 | \$ 25,632 | 1.00 | \$ 25,632 | Y |
| LNR111 | BA | 7/7/2015 | 158 | OFFICE ASSISTANT III | N | SR08 | 03 | P | B | 1.00 | \$ 25,632 | 1.00 | \$ 26,700 | Y |
| LNR111 | BA | 10/6/2015 | 158 | OFFICE ASSISTANT III | N | SR08 | 03 | P | B | 1.00 | \$ 25,632 | 1.00 | \$ 26,700 | Y |
| LNR111 | BA | 9/16/2014 | 159 | OFFICE ASSISTANT III | N | SR08 | 03 | P | B | 1.00 | \$ 26,700 | 1.00 | \$ 27,768 | N |
| LNR111 | BA | 7/29/2014 | 161 | OFFICE ASSISTANT III | N | SR08 | 03 | P | B | 1.00 | \$ 26,700 | 1.00 | \$ 27,768 | Y |
| LNR111 | BA | 10/29/2014 | 162 | ABSTRACTING ASSISTANT IV | N | SR11 | 03 | P | B | 1.00 | \$ 31,236 | 1.00 | \$ 27,768 | Y |
| LNR111 | BA | 4/27/2015 | 162 | ABSTRACTING ASSISTANT III | N | SR09 | 03 | P | B | 1.00 | \$ 31,236 | 1.00 | \$ 27,768 | N |
| LNR111 | BA | 9/28/2015 | 162 | ABSTRACTING ASSISTANT III | N | SR09 | 03 | P | B | 1.00 | \$ 31,136 | 1.00 | \$ 27,768 | Y |
| LNR111 | BA | 7/21/2014 | 40342 | MICROPHOTOGAPHE R II | N | SR07 | 03 | P | B | 1.00 | \$ 25,632 | 1.00 | \$ 26,700 | Y |
| LNR111 | BA | 10/21/2014 | 40342 | MICROPHOTOGAPHE R II | N | SR07 | 03 | P | B | 1.00 | \$ 25,632 | 1.00 | \$ 26,700 | Y |
| LNR111 | BA | 1/20/2015 | 40342 | MICROPHOTOGAPHE R II | N | SR07 | 03 | P | B | 1.00 | \$ 25,632 | 1.00 | \$ 26,700 | Y |
| LNR111 | BA | 4/21/2015 | 40342 | OFFICE ASSISTANT III | N | SR08 | 03 | P | B | 1.00 | \$ 25,632 | 1.00 | \$ 26,700 | Y |
| LNR111 | BA | 7/21/2015 | 40342 | OFFICE ASSISTANT III | N | SR08 | 03 | P | B | 1.00 | \$ 25,632 | 1.00 | \$ 26,700 | Y |
| LNR111 | BA | 10/20/2015 | 40342 | OFFICE ASSISTANT III | N | SR08 | 03 | P | B | 1.00 | \$ 25,632 | 1.00 | | |
| LNR111 | BA | 1/13/2015 | 46748 | ABSTRACTING ASSISTANT V | N | SR13 | 03 | P | B | 1.00 | \$ 37,980 | 1.00 | \$ 33,720 | N |
| LNR111 | BA | 7/27/2015 | 47354 | OFFICE ASSISTANT III | N | SR08 | 03 | P | B | 1.00 | \$ 26,700 | 1.00 | \$ 26,700 | Y |
| LNR111 | BA | 11/23/2015 | 47354 | OFFICE ASSISTANT III | N | SR08 | 03 | P | B | 1.00 | \$ 26,700 | 1.00 | \$ 26,700 | Y |
| LNR111 | BA | 10/1/2014 | 110302 | ABSTRACTING ASSISTANT IV | N | SR11 | 03 | P | B | 1.00 | \$ 36,516 | 1.00 | \$ 33,720 | N |
| LNR111 | BA | 1/27/2015 | 110302 | ABSTRACTING ASSISTANT IV | N | SR11 | 03 | P | B | 1.00 | \$ 36,516 | 1.00 | \$ 27,768 | Y |
| LNR111 | BA | 3/27/2015 | 110302 | ABSTRACTING ASSISTANT IV | N | SR11 | 03 | P | B | 1.00 | \$ 36,516 | 1.00 | \$ 27,768 | Y |
| LNR111 | BA | 5/4/2015 | 110302 | ABSTRACTING ASSISTANT III | N | SR09 | 03 | P | B | 1.00 | \$ 36,516 | 1.00 | \$ 27,768 | N |
| LNR111 | BA | 10/19/2015 | 118972 | OFFICE ASSISTANT III | N | SR08 | 03 | T | B | 1.00 | \$ 26,700 | 1.00 | \$ 26,700 | N |
| LNR111 | BA | 1/26/2015 | 118994 | OFFICE ASSISTANT III | N | SR08 | 03 | T | B | 1.00 | \$ 26,700 | 1.00 | \$ 26,700 | Y |
| LNR111 | BA | 4/28/2015 | 118994 | OFFICE ASSISTANT III | N | SR08 | 03 | T | B | 1.00 | \$ 26,700 | 1.00 | \$ 26,700 | Y |
| LNR111 | BA | 7/28/2015 | 118994 | OFFICE ASSISTANT III | N | SR08 | 03 | T | B | 1.00 | \$ 26,700 | 1.00 | \$ 26,700 | Y |

Department of Land and Natural Resources
Positions Filled from July 1, 2014 to November 30, 2015

Table 15

| <u>Prog ID</u> | <u>Sub-Org</u> | <u>Effective Date</u> <u>Position Filled</u> | <u>Position</u> <u>Number</u> | <u>Position Title</u> | <u>Exempt</u> <u>(Y/N)</u> | <u>SR Level</u> | <u>BU Code</u> | <u>T/P</u> | <u>MOF</u> | <u>Budgeted</u> <u>FTE</u> | <u>Budgeted</u> <u>Salary</u> | <u>Actual</u> <u>FTE</u> | <u>Actual</u> <u>Salary</u> | <u>Occupied</u> <u>by 89</u> <u>Day Hire</u> <u>(Y/N)</u> |
|----------------|----------------|---|----------------------------------|------------------------------|-------------------------------|-----------------|----------------|------------|------------|-------------------------------|----------------------------------|-----------------------------|--------------------------------|--|
| LNR111 | BA | 10/27/2015 | 118994 | OFFICE ASSISTANT III | N | SR08 | 03 | T | B | 1.00 | \$ 26,700 | 1.00 | \$ 26,700 | Y |
| LNR111 | BA | 7/16/2014 | 120981 | ABSTRACTING ASSISTANT III | N | SR09 | 03 | T | B | 1.00 | \$ 24,684 | 1.00 | \$ 27,768 | Y |
| LNR111 | BA | 8/16/2014 | 120981 | ABSTRACTING ASSISTANT III | N | SR09 | 03 | T | B | 1.00 | \$ 24,684 | 1.00 | \$ 30,000 | Y |
| LNR111 | BA | 5/5/2015 | 120981 | ABSTRACTING ASSISTANT III | N | SR09 | 03 | T | B | 1.00 | \$ 24,684 | 1.00 | \$ 27,768 | Y |
| LNR111 | BA | 6/25/2015 | 120981 | ABSTRACTING ASSISTANT IV | N | SR09 | 03 | T | B | 1.00 | \$ 24,684 | 1.00 | \$ 27,768 | Y |
| LNR111 | BA | 9/11/2015 | 120981 | ABSTRACTING ASSISTANT III | N | SR09 | 03 | T | B | 1.00 | \$ 24,684 | 1.00 | \$ 27,768 | Y |
| LNR153 | CB | 2/25/2015 | 24262 | FISHERY TECHNICIAN IV | N | SR13 | 03 | P | A | 1.00 | \$ 40,272 | 1.00 | \$ 32,460 | N |
| LNR172 | DA | 8/4/2014 | 117693 | FORESTER IV | N | SR22 | 13 | P | A | 1.00 | \$ 47,412 | 1.00 | \$ 47,400 | Y |
| LNR172 | DA | 8/26/2014 | 121262 | FORESTER V | N | | 13 | P | | 1.00 | | 1.00 | \$ 55,236 | Y |
| LNR172 | DA | 11/25/2014 | 121262 | FORESTER V | N | SR24 | 13 | T | B | 1.00 | \$ 51,312 | 1.00 | \$ 55,236 | Y |
| LNR172 | DA | 2/24/2015 | 121262 | FORESTER V | N | SR24 | 13 | T | B | 1.00 | \$ 51,312 | 1.00 | \$ 55,236 | Y |
| LNR172 | DA | 4/1/2015 | 117693 | FORESTER III | N | | 13 | | | 1.00 | | 1.00 | \$ 45,348 | N |
| LNR172 | DA | 5/14/2015 | 121262 | FORESTER IV | N | SR24 | 13 | P | B | 1.00 | \$ 51,312 | 1.00 | \$ 49,056 | N |
| LNR401 | CA | 1/26/2015 | 50980 | OFFICE ASSISTANT III | N | SR08 | 03 | P | A | 1.00 | | 1.00 | \$ 26,700 | N |
| LNR401 | CB | 8/25/2014 | 120822 | AQUATIC BIOLOGIST IV | N | SR22 | 13 | T | A | 1.00 | \$ 49,332 | 1.00 | \$ 49,056 | Y |
| LNR401 | CB | 9/2/2014 | 120815 | FISHERY TECHNICIAN IV | N | SR13 | 03 | T | A | 1.00 | \$ 33,756 | 1.00 | \$ 33,720 | N |
| LNR401 | CB | 9/22/2014 | 118216 | AQUATIC BIOLOGIST III | N | SR20 | 13 | P | A | 1.00 | \$ 43,824 | 1.00 | \$ 45,348 | N |
| LNR401 | CB | 10/9/2014 | 120823 | AQUATIC BIOLOGIST III | N | SR20 | 13 | T | A | 1.00 | \$ 45,576 | 1.00 | \$ 43,812 | N |
| LNR401 | CB | 12/1/2014 | 120814 | FISHERY TECHNICIAN IV | N | SR13 | 03 | T | A | 1.00 | \$ 33,756 | 1.00 | \$ 33,270 | N |
| LNR401 | CB | 12/1/2014 | 120816 | FISHERY TECHNICIAN IV | N | SR13 | 03 | T | A | 1.00 | \$ 33,756 | 1.00 | \$ 33,270 | N |
| LNR401 | CB | 9/1/2015 | 32238 | AQUATIC BIOLOGIST IV | N | SR22 | 13 | P | A | 1.00 | \$ 60,024 | 1.00 | \$ 47,400 | N |

Department of Land and Natural Resources
Positions Filled from July 1, 2014 to November 30, 2015

Table 15

| <u>Prog ID</u> | <u>Sub-Org</u> | <u>Effective Date Position Filled</u> | <u>Position Number</u> | <u>Position Title</u> | <u>Exempt (Y/N)</u> | <u>SR Level</u> | <u>BU Code</u> | <u>T/P</u> | <u>MOF</u> | <u>Budgeted FTE</u> | <u>Budgeted Salary</u> | <u>Actual FTE</u> | <u>Actual Salary</u> | <u>Occupied by 89 Day Hire (Y/N)</u> |
|----------------|----------------|---|----------------------------|--|-------------------------|-----------------|----------------|------------|------------|-------------------------|----------------------------|-----------------------|--------------------------|--|
| LNR401 | CA | 10/12/2015 | 2951 | AQUATIC RESOURCES PROGRAM ADMINSTRATOR | N | EM07 | 35 | P | A | 1.00 | \$ 119,730 | 1.00 | \$ 59,400 | N |
| LNR401 | CB | 12/1/2014 | 120817 | FISHERY TECHNICIAN IV | N | SR13 | 03 | T | A | 1.00 | \$ 33,756 | 1.00 | \$ 45,348 | N |
| LNR401 | CB | 2/12/2015 | 118785 | MARINE WILDLIFE MANAGEMENT | Y | SRNA | 13 | T | A | 0.50 | \$ 24,666 | 1.00 | \$ 50,004 | N |
| | | | | | | | | | P | 0.50 | \$ 24,666 | | | |
| LNR402 | DA | 8/18/2014 | 4670 | FORESTRY & WILDLIFE WORKER II | N | BC05 | 01 | P | A | 1.00 | \$ 36,960 | 1.00 | \$ 40,812 | Y |
| LNR402 | DB | 8/19/2014 | 120328 | FORESTRY & WILDLIFE TECHNICIAN IV | N | SR13 | 03 | T | U | 1.00 | \$ 32,466 | 1.00 | \$ 32,460 | Y |
| LNR402 | DB | 8/19/2014 | 120329 | FORESTRY & WIDLIFE TECHNICIAN IV | N | SR13 | 03 | T | U | 1.00 | \$ 32,466 | 1.00 | \$ 32,460 | Y |
| LNR402 | DA | 9/2/2014 | 113201 | OFFICE ASSISTANT III | N | SR08 | 03 | P | N | 1.00 | \$ 28,836 | 1.00 | \$ 27,768 | Y |
| LNR402 | DB | 9/2/2014 | 120328 | FORESTRY & WILDLIFE TECHNICIAN IV | N | SR13 | 01 | T | U | 1.00 | \$ 32,466 | 1.00 | \$ 32,460 | Y |
| LNR402 | DB | 9/2/2014 | 120329 | FORESTRY & WILDLIFE TECHNICIAN IV | N | SR13 | 01 | T | U | 1.00 | \$ 32,466 | 1.00 | \$ 40,812 | Y |
| LNR402 | DB | 9/2/2014 | 120332 | FORESTRY & WILDLIFE TECHNICIAN IV | N | SR13 | 03 | T | U | 1.00 | \$ 33,720 | 1.00 | \$ 32,460 | N |
| LNR402 | DA | 11/3/2014 | 118219 | OFFICE ASSISTANT III | N | SR08 | 03 | P | N | 1.00 | \$ 26,184 | 1.00 | \$ 28,872 | N |
| LNR402 | DB | 11/10/2014 | 120329 | FORESTRY & WILDLIFE TECHNICIAN IV | N | SR13 | 03 | T | U | 1.00 | \$ 32,466 | 1.00 | \$ 33,720 | N |
| LNR402 | DA | 2/2/2015 | 27062 | FORESTER III | N | SR18 | 13 | P | A | 1.00 | \$ 42,132 | 1.00 | \$ 41,964 | N |
| LNR402 | DB | 3/3/2015 | 120328 | FORESTRY & WILDLIFE TECHNICIAN IV | N | SR13 | 03 | T | U | 1.00 | \$ 32,466 | 1.00 | \$ 32,460 | Y |

Department of Land and Natural Resources
Positions Filled from July 1, 2014 to November 30, 2015

Table 15

| Prog ID | Sub-Org | Effective Date Position Filled | Position Number | Position Title | Exempt (Y/N) | SR Level | BU Code | T/P | MOF | Budgeted FTE | Budgeted Salary | Actual FTE | Actual Salary | Occupied by 89 Day Hire (Y/N) |
|---------|---------|-----------------------------------|--------------------|--|-----------------|----------|---------|-----|-----|-----------------|--------------------|---------------|------------------|--|
| LNR402 | DA | 3/16/2015 | 2899 | GENERAL CONSTRUCTION MAINTENANCE SUPERVISOR I | N | F210 | 02 | P | A | 1.00 | \$ 53,760 | 1.00 | \$ 60,696 | N |
| LNR402 | DA | 3/31/2015 | 2860 | SECRETARY III | N | SR16 | 03 | P | A | 1.00 | \$ 39,492 | 1.00 | \$ 41,964 | Y |
| LNR402 | DA | 5/15/2015 | 27073 | WILDLIFE BIOLOGIST V | N | SR24 | 13 | P | A | 1.00 | \$ 53,364 | 1.00 | \$ 53,364 | Y |
| LNR402 | DB | 6/2/2015 | 120328 | FORESTRY & WILDLIFE TECHNICIAN IV | N | SR13 | 03 | T | U | 1.00 | \$ 32,644 | 1.00 | \$ 32,460 | Y |
| LNR402 | DA | 6/17/2015 | 118246 | FORESRTY & WILDLIFE WORKER II | N | BC05 | 01 | P | A | 1.00 | \$ 39,231 | 1.00 | \$ 46,812 | Y |
| LNR402 | DB | 7/2/2015 | 120328 | FORESTRY & WILDLIFE TECHNICIAN IV | N | SR13 | 03 | T | U | 1.00 | \$ 32,466 | 1.00 | \$ 32,460 | N |
| LNR402 | DA | 7/6/2015 | 118249 | FORESTRY & WILDLIFE WORKER II | N | BC05 | 01 | P | A | 1.00 | \$ 39,231 | 1.00 | \$ 40,812 | N |
| LNR402 | DA | 8/13/2015 | 27073 | WILDLIFE BIOLOGIST V | N | SR24 | 13 | P | A | 1.00 | \$ 53,364 | 1.00 | \$ 55,236 | Y |
| LNR402 | DA | 8/18/2015 | 118246 | FORESTRY & WILDLIFE WORKER II | N | BC05 | 01 | P | A | 1.00 | \$ 39,231 | 1.00 | \$ 40,812 | Y |
| LNR402 | DA | 11/12/2015 | 27073 | WILDLIFE BIOLOGIST V | N | SR24 | 13 | P | A | 1.00 | \$ 54,300 | 1.00 | \$ 53,364 | Y |
| LNR402 | DA | 11/17/2015 | 118246 | FORESTRY & WILDLIFE WORKER II | N | BC05 | 01 | P | A | 1.00 | \$ 40,815 | 1.00 | \$ 40,812 | Y |
| LNR402 | DB | 11/17/2014 | 120326 | WILDLIFE BIOLOGIST III | N | SR20 | 13 | T | U | 1.00 | \$ 43,806 | 1.00 | \$ 45,348 | N |
| LNR402 | DA | 11/18/2014 | 4670 | FORESTRY & WILDLIFE TECHNICIAN IV | N | BC05 | 01 | P | A | 1.00 | \$ 36,960 | 1.00 | \$ 40,812 | Y |
| LNR402 | DB | 12/2/2014 | 120328 | FORESTRY & WILDLIFE TECHNICIAN IV | N | SR13 | 03 | T | U | 1.00 | \$ 32,466 | 1.00 | \$ 32,460 | Y |
| LNR404 | GC | 7/1/2014 | 118214 | HYDROLOGIST IV | Y | SRNA | 13 | P | A | 1.00 | \$ 51,300 | 1.00 | \$ 53,100 | N |
| LNR404 | GC | 2/1/2015 | 101847 | DEPUTY DIRECTOR | Y | SRNA | 00 | P | A | 1.00 | \$ 121,908 | 1.00 | \$ 100,416 | N |
| LNR404 | GC | 2/1/2015 | 112683 | HYDROLOGIST VI | Y | SRNA | 13 | P | A | 1.00 | \$ 75,960 | 1.00 | \$ 121,908 | N |

Department of Land and Natural Resources
Positions Filled from July 1, 2014 to November 30, 2015

Table 15

| <u>Prog ID</u> | <u>Sub-Org</u> | <u>Effective Date Position Filled</u> | <u>Position Number</u> | <u>Position Title</u> | <u>Exempt (Y/N)</u> | <u>SR Level</u> | <u>BU Code</u> | <u>T/P</u> | <u>MOF</u> | <u>Budgeted FTE</u> | <u>Budgeted Salary</u> | <u>Actual FTE</u> | <u>Actual Salary</u> | <u>Occupied by 89 Day Hire (Y/N)</u> |
|----------------|----------------|---|----------------------------|---|-------------------------|-----------------|----------------|------------|------------|-------------------------|----------------------------|-----------------------|--------------------------|--|
| LNR404 | GC | 8/25/2015 | 100058 | PRIVATE SECRETARY II | N | SR22 | 63 | P | A | 1.00 | \$ 58,416 | 1.00 | \$ 60,780 | N |
| LNR404 | GC | 8/25/2015 | 101847 | DEPUTY COMMISSION ON WATER RESOURCE MGMT | Y | SRNA | 00 | P | A | 1.00 | \$ 121,908 | 1.00 | \$ 121,908 | N |
| LNR405 | HA | 11/3/2014 | 2907 | CONSERVATION & RESOURCES ENFORCEMENT OFFICER II | N | SR18 | 03 | P | A | 1.00 | \$ 49,932 | 1.00 | \$ 41,064 | N |
| LNR405 | HA | 11/3/2014 | 25890 | CONSERVATION & RESOURCES ENFORCEMENT OFFICER II | N | SR18 | 03 | P | A | 1.00 | \$ 54,012 | 1.00 | \$ 41,064 | N |
| LNR405 | HA | 12/1/2014 | 118726 | CONSERVATION & RESOURCES ENFORCEMENT OFFICER II | N | SR18 | 03 | P | A | 1.00 | \$ 50,928 | 1.00 | \$ 41,064 | N |
| LNR405 | HA | 1/2/2015 | 118410 | OFFICE ASSISTANT III | N | SR08 | 03 | P | A | 1.00 | \$ 26,706 | 1.00 | \$ 26,700 | Y |
| LNR405 | HA | 1/16/2015 | 34580 | CONSERVATION & RESOURCES ENFORCEMENT OFFICER II | N | SR18 | BU03 | P | A | 1.00 | \$ 63,204 | 1.00 | \$ 60,780 | N |
| LNR405 | HA | 3/2/2015 | 118918 | OFFICE ASSISTANT III | N | SR08 | 03 | P | A | 1.00 | \$ 39,492 | 1.00 | \$ 31,236 | N |
| LNR405 | HA | 4/2/2015 | 118410 | OFFICE ASSISTANT III | N | SR08 | 03 | P | A | 1.00 | \$ 26,706 | 1.00 | \$ 26,700 | Y |
| LNR405 | HA | 4/16/2015 | 50969 | CONSERVATION & RESOURCES ENFORCEMENT OFFICER II | N | SR18 | 03 | P | A | 1.00 | \$ 44,412 | 1.00 | \$ 39,492 | N |
| LNR405 | HA | 7/1/2015 | 39177 | CONSERVATION & RESOURCES ENFORCEMENT OFFICER III | N | SR20 | 03 | P | A | 1.00 | \$ 49,932 | 1.00 | \$ 42,684 | N |
| LNR405 | HA | 7/1/2015 | 118410 | OFFICE ASSISTANT III | N | SR08 | 03 | P | A | 1.00 | \$ 26,706 | 1.00 | \$ 26,700 | N |

Department of Land and Natural Resources
Positions Filled from July 1, 2014 to November 30, 2015

Table 15

| Prog ID | Sub-Org | Effective Date Position Filled | Position Number | Position Title | Exempt (Y/N) | SR Level | BU Code | T/P | MOF | Budgeted FTE | Budgeted Salary | Actual FTE | Actual Salary | Occupied by 89 Day Hire (Y/N) |
|---------|---------|-----------------------------------|--------------------|---|-----------------|----------|---------|-----|-----|-----------------|--------------------|---------------|------------------|--|
| LNR405 | HA | 7/16/2015 | 4676 | CONSERVATION & RESOURCES ENFORCEMENT OFFICER III | N | SR20 | 03 | P | A | 1.00 | \$ 60,744 | 1.00 | \$ 42,684 | N |
| LNR405 | HA | 8/12/2015 | 33297 | INVESTIGATOR IV | N | SR22 | 13 | P | A | 1.00 | \$ 64,920 | 1.00 | \$ 49,056 | N |
| LNR405 | HA | 9/16/2015 | 5985 | CONSERVATION & RESOURCES ENFORCEMENT OFFICER III | N | SR20 | 03 | P | A | 1.00 | \$ 42,684 | 1.00 | \$ 39,492 | N |
| LNR407 | NA | 10/1/2014 | 118291 | FORESTER III | N | SR20 | 13 | T | B | 1.00 | \$ 38,988 | 1.00 | \$ 43,812 | N |
| LNR407 | NA | 1/12/2015 | 45490 | FORESTRY & WILDLIFE WORKER II | N | BC05 | 01 | P | A | 1.00 | \$ 38,661 | 1.00 | \$ 40,812 | Y |
| LNR407 | NA | 2/23/2015 | 39937 | OFFICE ASSISTANT III | N | SR08 | 03 | P | A | 1.00 | \$ 26,700 | 1.00 | \$ 26,700 | Y |
| LNR407 | NA | 3/12/2015 | 40367 | OFFICE ASSISTANT III | N | SR08 | 03 | P | A | 1.00 | \$ 28,872 | 1.00 | \$ 26,700 | Y |
| LNR407 | NA | 4/14/2015 | 45490 | FORESTRY & WILDLIFE WORKER II | N | BC05 | 01 | P | A | 1.00 | \$ 38,661 | 1.00 | \$ 40,812 | Y |
| LNR407 | NA | 5/27/2015 | 39937 | OFFICE ASSISTANT III | N | SR08 | 03 | P | A | 1.00 | \$ 26,700 | 1.00 | \$ 26,700 | Y |
| LNR407 | NA | 6/2/2015 | 45490 | FORESTRY & WILDLIFE WORKER II | N | BC05 | 01 | P | A | 1.00 | \$ 38,661 | 1.00 | \$ 40,812 | Y |
| LNR407 | NA | 6/10/2015 | 40367 | OFFICE ASSISTANT III | N | SR08 | 03 | P | B | 1.00 | \$ 28,872 | 1.00 | \$ 26,700 | Y |
| LNR407 | NA | 6/15/2015 | 118332 | PLANNER IV | N | SR22 | 13 | P | A | 1.00 | \$ 51,300 | 1.00 | \$ 49,056 | N |
| LNR407 | NA | 6/22/2015 | 45490 | FORESTRY & WILDLIFE WORKER II | N | BC05 | 01 | P | A | 1.00 | \$ 39,231 | 1.00 | \$ 40,812 | N |
| LNR407 | NA | 7/1/2015 | 39937 | OFFICE ASSISTANT III | N | SR08 | 13 | P | A | 1.00 | \$ 26,700 | 1.00 | \$ 26,700 | Y |
| LNR407 | NA | 8/17/2015 | 118355 | NATURAL AREA RESERVES SPECIALIST IV | N | SR22 | 13 | P | A | 1.00 | | 1.00 | \$ 55,236 | N |
| LNR407 | NA | 9/29/2015 | 39937 | OFFICE ASSISTANT III | N | SR08 | 03 | P | A | 1.00 | \$ 26,700 | 1.00 | \$ 26,700 | Y |
| LNR407 | NA | 10/20/2015 | 40367 | OFFICE ASSISTANT III | N | SR08 | 03 | P | A | 1.00 | \$ 28,872 | 1.00 | \$ 26,700 | Y |
| LNR801 | CH | 7/3/2014 | 26307 | GENERAL LABORER II | N | BC03 | 01 | P | B | 1.00 | \$ 36,078 | 1.00 | \$ 36,684 | Y |
| LNR801 | CH | 8/4/2014 | 120396 | GENERAL LABORER I | N | BC02 | 01 | P | B | 1.00 | \$ 33,228 | 1.00 | \$ 36,684 | N |
| LNR801 | CH | 8/28/2014 | 48204 | AUDITOR V | N | SR24 | 13 | P | B | 1.00 | \$ 51,312 | 1.00 | \$ 62,112 | N |
| LNR801 | CH | 9/16/2014 | 8042 | GENERAL LABORER II | N | BC03 | 01 | P | B | 1.00 | \$ 34,164 | 1.00 | \$ 35,964 | Y |
| LNR801 | CH | 9/30/2014 | 26307 | GENERAL LABORER II | N | BC03 | 01 | | | 1.00 | | 1.00 | \$ 36,684 | Y |
| LNR801 | CH | 11/13/2014 | 8042 | GENERAL LABORER II | N | BC03 | 01 | P | B | 1.00 | \$ 34,164 | 1.00 | \$ 35,964 | N |
| LNR801 | CH | 12/16/2014 | 48183 | GENERAL LABORER I | N | BC02 | 01 | P | B | 1.00 | \$ 35,169 | 1.00 | \$ 36,684 | N |
| LNR801 | CH | 12/29/2014 | 26307 | GENERAL LABORER II | N | BC03 | 01 | P | B | 1.00 | \$ 36,078 | 1.00 | \$ 36,684 | Y |

Department of Land and Natural Resources
Positions Filled from July 1, 2014 to November 30, 2015

Table 15

| <u>Prog ID</u> | <u>Sub-Org</u> | <u>Effective Date</u> <u>Position Filled</u> | <u>Position</u> <u>Number</u> | <u>Position Title</u> | <u>Exempt</u> <u>(Y/N)</u> | <u>SR Level</u> | <u>BU Code</u> | <u>T/P</u> | <u>MOF</u> | <u>Budgeted</u> <u>FTE</u> | <u>Budgeted</u> <u>Salary</u> | <u>Actual</u> <u>FTE</u> | <u>Actual</u> <u>Salary</u> | <u>Occupied</u> <u>by 89</u> <u>Day Hire</u> <u>(Y/N)</u> |
|----------------|----------------|---|----------------------------------|-----------------------------------|-------------------------------|-----------------|----------------|------------|------------|-------------------------------|----------------------------------|-----------------------------|--------------------------------|--|
| LNR801 | CH | 1/12/2015 | 46609 | OFFICE ASSISTANT III | N | SR08 | 03 | P | B | 1.00 | \$ 26,700 | 1.00 | \$ 26,700 | N |
| LNR801 | CH | 2/23/2015 | 117771 | GENERAL LABORER I | N | BC02 | 01 | P | B | 1.00 | \$ 36,078 | 1.00 | \$ 35,964 | Y |
| LNR801 | CH | 2/23/2015 | 121561 | GENERAL LABORER I | N | BC02 | 01 | P | B | 1.00 | \$ 16,386 | 1.00 | \$ 35,964 | Y |
| LNR801 | CH | 2/23/2015 | 121563 | GENERAL LABORER I | N | BC02 | 01 | P | B | 1.00 | \$ 16,386 | 1.00 | \$ 36,684 | Y |
| LNR801 | CH | 3/30/2015 | 26307 | GENERAL LABORER II | N | BC03 | 03 | P | B | 1.00 | \$ 36,078 | 1.00 | \$ 36,684 | Y |
| LNR801 | CH | 5/27/2015 | 121563 | GENERAL LABORER I | N | BC02 | 01 | P | B | 1.00 | \$ 16,386 | 1.00 | \$ 36,684 | Y |
| LNR801 | CH | 6/30/2015 | 26307 | GENERAL LABORER II | N | BC03 | 01 | P | B | 1.00 | \$ 36,078 | 1.00 | \$ 36,684 | Y |
| LNR801 | CH | 7/1/2015 | 121662 | GENERAL LABORER I | N | BC02 | 01 | P | B | 1.00 | \$ 16,386 | 1.00 | \$ 36,684 | Y |
| LNR801 | CH | 7/16/2015 | 121563 | GENERAL LABORER I | N | BC02 | 01 | P | B | 1.00 | \$ 16,386 | 1.00 | \$ 36,684 | N |
| LNR801 | CH | 7/21/2015 | 117773 | GENERAL LABORER I | N | BC02 | 01 | P | B | 1.00 | \$ 36,255 | 1.00 | \$ 36,684 | Y |
| LNR801 | CH | 8/3/2015 | 117773 | GENERAL LABORER I | N | BC02 | 01 | P | B | 1.00 | \$ 37,719 | 1.00 | \$ 36,684 | Y |
| LNR801 | CH | 8/13/2015 | 117771 | GENERAL LABORER I | N | BC02 | 01 | P | B | 1.00 | \$ 37,719 | 1.00 | \$ 35,964 | N |
| LNR801 | CH | 8/25/2015 | 121661 | GENERAL LABORER I | N | BC02 | 01 | P | B | 1.00 | \$ 16,386 | 1.00 | \$ 36,684 | Y |
| LNR801 | CH | 10/2/2015 | 121662 | GENERAL LABORER I | N | BC02 | 01 | P | B | 1.00 | \$ 16,386 | 1.00 | \$ 35,964 | Y |
| LNR801 | CH | 10/20/2015 | 117773 | GENERAL LABORER I | N | BC02 | 01 | P | B | 1.00 | \$ 37,719 | 1.00 | \$ 36,684 | Y |
| LNR801 | CH | 11/24/2015 | 121661 | GENERAL LABORER I | N | BC02 | 01 | P | B | 1.00 | \$ 16,386 | 1.00 | \$ 36,684 | Y |
| LNR801 | CH | 12/7/2015 | 45345 | OFFICE ASSISTANT III | N | SR08 | 03 | P | B | 1.00 | \$ 28,836 | 1.00 | \$ 26,700 | N |
| LNR801 | CH | 6/1/2015 | 1102 | GENERAL LABORER II | N | BC03 | 01 | P | B | 1.00 | \$ 35,169 | 1.00 | \$ 36,684 | N |
| LNR802 | HP | 8/4/2014 | 12975 | HISTORY & CULTURE BRANCH CHIEF | Y | SRNA | 13 | P | A | 1.00 | \$ 53,040 | 1.00 | \$ 74,520 | N |
| LNR802 | HP | 9/2/2014 | 121172 | BURIAL SITES SPECIALIST | Y | SRNA | 13 | P | A | 1.00 | \$ 53,000 | 1.00 | \$ 48,000 | N |
| LNR802 | HP | 10/27/2014 | 120336 | BURIAL SITES SPECIALIST | Y | SRNA | 13 | P | A | 1.00 | \$ 46,800 | 1.00 | \$ 46,572 | N |
| LNR802 | HP | 11/3/2014 | 120337 | BURIAL SITES SPECIALIST | Y | SRNA | 13 | P | A | 1.00 | \$ 49,920 | 1.00 | \$ 46,572 | N |
| LNR802 | HP | 2/23/2015 | 100380 | ARCHITECTURAL BRANCH CHIEF | Y | SRNA | 13 | P | A | 1.00 | \$ 74,880 | 1.00 | \$ 72,444 | N |
| LNR802 | HP | 6/23/2015 | 100379 | ARCHAEOLOGY BRANCH CHIEF | Y | SRNA | 13 | P | A | 1.00 | \$ 62,400 | 1.00 | \$ 72,456 | N |
| LNR802 | HP | 8/4/2015 | 102394 | CULTURAL HISTORIAN | Y | SRNA | 13 | P | A | 1.00 | \$ 41,942 | 1.00 | \$ 56,916 | N |
| LNR802 | HP | 9/28/2015 | 121283 | LIBRARIAN/ARCHIVIST | Y | SRNA | 13 | P | A | 1.00 | \$ 60,000 | 1.00 | \$ 60,000 | N |
| LNR802 | HP | 6/23/2015 | 100377 | ARCHITECTURAL HISTORIAN | Y | SRNA | 13 | P | N | 1.00 | \$ 58,020 | 1.00 | \$ 53,820 | N |

Department of Land and Natural Resources
Positions Filled from July 1, 2014 to November 30, 2015

Table 15

| Prog ID | Sub-Org | Effective Date Position Filled | Position Number | Position Title | Exempt (Y/N) | SR Level | BU Code | T/P | MOF | Budgeted FTE | Budgeted Salary | Actual FTE | Actual Salary | Occupied by 89 Day Hire (Y/N) |
|---------|---------|-----------------------------------|--------------------|---|-----------------|----------|---------|-----|-----|-----------------|--------------------|---------------|------------------|--|
| LNR804 | DA | 11/5/2015 | 121642 | FORESTRY & WILDLIFE WORKER II | N | BC05 | 01 | T | N | 1.00 | \$ 36,960 | 1.00 | \$ 40,812 | N |
| LNR804 | DA | 11/16/2015 | 120863 | OFFICE ASSISTANT III | N | SR08 | 03 | T | N | 1.00 | \$ 26,700 | 1.00 | \$ 26,700 | Y |
| LNR806 | FI | 7/16/2014 | 121240 | GENERAL LABORER I | N | BC02 | 01 | P | B | 1.00 | \$ 35,259 | 1.00 | \$ 35,964 | N |
| LNR806 | FI | 7/18/2014 | 47159 | PARK CARETAKER I | N | BC02 | 01 | P | B | 1.00 | \$ 35,262 | 1.00 | \$ 35,964 | Y |
| LNR806 | FI | 8/18/2014 | 117699 | OFFICE ASSISTANT III | N | SR08 | 01 | P | B | 1.00 | \$ 31,212 | 1.00 | \$ 27,768 | N |
| LNR806 | FI | 8/25/2014 | 121302 | GENERAL LABORER I | N | BC02 | 01 | P | B | 1.00 | \$ 31,068 | 1.00 | \$ 36,684 | N |
| LNR806 | FI | 9/3/2014 | 117778 | GENERAL LABORER I | N | BC02 | 01 | P | B | 1.00 | \$ 33,228 | 1.00 | \$ 36,684 | N |
| LNR806 | FI | 9/8/2014 | 118907 | PARK INTERPRETIVE TECHNICIAN | N | SR13 | 03 | T | B | 1.00 | \$ 29,640 | 1.00 | \$ 32,460 | Y |
| LNR806 | FI | 9/12/2014 | 117622 | GENERAL LABORER I | N | BC02 | 01 | P | B | 1.00 | \$ 35,262 | 1.00 | \$ 36,684 | Y |
| LNR806 | FI | 10/1/2014 | 47159 | GENERAL LABORER I | N | BC02 | 01 | | | 1.00 | \$ 35,262 | 1.00 | \$ 36,684 | N |
| LNR806 | FI | 10/1/2014 | 118919 | PROPERTY MANAGER IV | N | SR22 | 13 | P | B | 1.00 | \$ 45,576 | 1.00 | \$ 47,400 | Y |
| LNR806 | FI | 10/1/2014 | 118919 | PROPERTY MANAGER IV | N | SR22 | 13 | P | B | 1.00 | \$ 45,576 | 1.00 | \$ 47,400 | Y |
| LNR806 | FI | 10/11/2014 | 117622 | GENERAL LABORER I | N | BC02 | 01 | P | B | 1.00 | \$ 35,262 | 1.00 | \$ 35,964 | Y |
| LNR806 | FI | 11/17/2014 | 118907 | PARK INTERPRETIVE TECHNICIAN | N | SR13 | 03 | T | B | 1.00 | \$ 29,640 | 1.00 | \$ 32,460 | N |
| LNR806 | FI | 11/17/2014 | 121298 | PARK MAINTENANCE SUPERVISOR II | N | F204 | 02 | P | B | 1.00 | \$ 38,760 | 1.00 | \$ 47,340 | N |
| LNR806 | FI | 11/17/2014 | 121303 | GENERAL LABORER I | N | BC02 | 01 | P | B | 1.00 | \$ 35,544 | 1.00 | \$ 36,684 | N |
| LNR806 | FI | 11/24/2014 | 118919 | PROPERTY MANAGER IV | N | SR22 | 13 | P | B | 1.00 | \$ 45,576 | 1.00 | \$ 47,400 | N |
| LNR806 | FI | 1/10/2015 | 117622 | GENERAL LABORER I | N | BC02 | 01 | P | B | 1.00 | \$ 35,262 | 1.00 | \$ 35,964 | Y |
| LNR806 | FI | 1/10/2015 | 117622 | GENERAL LABORER I | N | BC02 | 01 | P | B | 1.00 | \$ 35,262 | 1.00 | \$ 35,964 | Y |
| LNR806 | FA | 1/20/2015 | 31513 | GENERAL LABORER I | N | BC02 | 01 | P | A | 1.00 | \$ 37,533 | 1.00 | \$ 35,964 | N |
| LNR806 | FI | 2/17/2015 | 121100 | PARK INTERPRETIVE PROGRAM SPECIALIST | N | SR22 | 13 | T | B | 1.00 | \$ 42,144 | 1.00 | \$ 49,056 | N |
| LNR806 | FI | 2/23/2015 | 121102 | PARK INTERPRETIVE PROGRAM SPECIALIST | N | SR22 | 13 | T | B | 1.00 | \$ 42,144 | 1.00 | \$ 49,056 | N |
| LNR806 | FA | 4/3/2015 | 12545 | STATE PARKS ADMINISTRATOR | N | EM08 | 35 | P | A | 1.00 | \$ 122,388 | 1.00 | \$ 122,388 | N |
| LNR806 | FI | 4/12/2015 | 117622 | GENERAL LABORER I | N | BC02 | 01 | P | B | 1.00 | \$ 35,262 | 1.00 | \$ 35,964 | Y |
| LNR806 | FA | 6/1/2015 | 16941 | SECRETARY I | N | SR12 | 03 | P | A | 1.00 | \$ 42,684 | 1.00 | \$ 31,236 | N |

Department of Land and Natural Resources
Positions Filled from July 1, 2014 to November 30, 2015

Table 15

| <u>Prog ID</u> | <u>Sub-Org</u> | <u>Effective Date Position Filled</u> | <u>Position Number</u> | <u>Position Title</u> | <u>Exempt (Y/N)</u> | <u>SR Level</u> | <u>BU Code</u> | <u>T/P</u> | <u>MOF</u> | <u>Budgeted FTE</u> | <u>Budgeted Salary</u> | <u>Actual FTE</u> | <u>Actual Salary</u> | <u>Occupied by 89 Day Hire (Y/N)</u> |
|----------------|----------------|---|----------------------------|--|-------------------------|-----------------|----------------|------------|------------|-------------------------|----------------------------|-----------------------|--------------------------|--|
| LNR806 | FI | 6/16/2015 | 117750 | EDUCATION ASSISTANT II | N | SR08 | 03 | P | B | 1.00 | \$ 28,836 | 1.00 | \$ 26,700 | N |
| LNR806 | FI | 7/13/2015 | 117622 | GENERAL LABORER I | N | BC02 | 01 | P | B | 1.00 | \$ 35,262 | 1.00 | \$ 35,964 | Y |
| LNR806 | FI | 7/21/2015 | 118778 | GENERAL LABORER I | N | BC02 | 01 | P | B | 1.00 | \$ 23,736 | 1.00 | \$ 36,684 | N |
| LNR806 | FI | 10/21/2015 | 100228 | ROYAL MAUSOLEUM CURATOR | Y | SRNA | 03 | P | B | 1.00 | \$ 33,720 | 1.00 | \$ 33,720 | N |
| LNR806 | FI | 11/1/2015 | 118916 | PARK INTERPRETIVE TECHNICIAN | N | SR13 | 03 | P | B | 1.00 | \$ 32,460 | 1.00 | \$ 32,460 | N |
| LNR806 | FI | 11/16/2015 | 31513 | GENERAL LABORER I | N | BC02 | 01 | P | A | 1.00 | \$ 39,243 | 1.00 | \$ 36,684 | N |
| LNR810 | GD | 8/19/2015 | 118924 | ENGINEER V | N | SR26 | 13 | P | B | 1.00 | \$ 83,580 | 1.00 | \$ 78,276 | N |
| LNR906 | AA | 11/6/2014 | 121362 | ACCOUNT CLERK IV | N | SR13 | 03 | P | B | 1.00 | \$ 25,668 | 1.00 | \$ 32,460 | Y |
| LNR906 | AA | 1/1/2015 | 100191 | BLNR CHAIRPERSON | Y | SRNA | 00 | P | A | 1.00 | \$ 136,212 | 1.00 | \$ 125,021 | N |
| LNR906 | AA | 1/1/2015 | 100191 | BLNR CHAIRPERSON | Y | SRNA | 00 | P | A | 1.00 | \$ 136,212 | 1.00 | \$ 125,021 | N |
| LNR906 | AA | 1/16/2015 | 100011 | PRIVATE SECRETARY III | Y | SRNA | 63 | P | A | 1.00 | \$ 63,168 | 1.00 | \$ 39,480 | N |
| LNR906 | AA | 1/21/2015 | 100147 | DEPUTY DIRECTOR | Y | SRNA | 00 | P | A | 1.00 | \$ 121,908 | 1.00 | \$ 122,388 | N |
| LNR906 | AA | 1/26/2015 | 121036 | INFORMATINO TECHNOLOGY SPECIALIST IV | N | SR22 | 13 | P | B | 1.00 | \$ 53,352 | 1.00 | \$ 55,236 | N |
| LNR906 | AA | 1/26/2015 | 121362 | ACCOUNT CLERK IV | N | SR13 | 03 | P | B | 1.00 | \$ 25,668 | 1.00 | \$ 32,460 | N |
| LNR906 | AA | 1/27/2015 | 116451 | ACCOUNT CLERK IV | N | SR13 | 03 | P | B | 1.00 | \$ 32,460 | 1.00 | \$ 32,460 | Y |
| LNR906 | AA | 4/6/2015 | 100147 | DEPUTY TO THE CHAIRPERSON | Y | SRNA | 00 | P | A | 1.00 | \$ 121,908 | 1.00 | \$ 126,780 | N |
| LNR906 | AA | 4/16/2015 | 13120 | PERSONNEL CLERK IV | N | SR11 | 63 | P | A | 1.00 | \$ 26,700 | 1.00 | \$ 29,988 | N |
| LNR906 | AA | 4/22/2015 | 118099 | INFORMATION TECHNOLOGY SPECIALIST V | N | SR24 | 13 | P | A | 1.00 | \$ 66,864 | 1.00 | \$ 55,236 | Y |
| LNR906 | AA | 4/27/2015 | 100191 | BLNR CHAIRPERSON | Y | SRNA | 00 | P | A | 1.00 | \$ 136,212 | 1.00 | \$ 138,936 | N |
| LNR906 | AA | 4/28/2015 | 116451 | ACCOUNT CLERK IV | N | SR13 | 03 | P | A | 1.00 | \$ 32,460 | 1.00 | \$ 32,460 | Y |
| LNR906 | AA | 5/12/2015 | 100011 | PRIVATE SECRETARY III | N | SR24 | 63 | P | A | 1.00 | \$ 63,168 | 1.00 | \$ 73,956 | N |
| LNR906 | AA | 5/12/2015 | 100027 | PRIVATE SECRETARY II | N | SR22 | 63 | P | A | 1.00 | \$ 58,416 | 1.00 | \$ 39,480 | N |
| LNR906 | AA | 5/12/2015 | 116451 | ACCOUNT CLERK IV | N | SR13 | 03 | P | B | 1.00 | \$ 32,460 | 1.00 | \$ 32,460 | N |

Department of Land and Natural Resources
 Positions Filled from July 1, 2014 to November 30, 2015

Table 15

| <u>Prog ID</u> | <u>Sub-Org</u> | <u>Effective Date Position Filled</u> | <u>Position Number</u> | <u>Position Title</u> | <u>Exempt (Y/N)</u> | <u>SR Level</u> | <u>BU Code</u> | <u>T/P</u> | <u>MOF</u> | <u>Budgeted FTE</u> | <u>Budgeted Salary</u> | <u>Actual FTE</u> | <u>Actual Salary</u> | <u>Occupied by 89 Day Hire (Y/N)</u> |
|----------------|----------------|---|----------------------------|---|-------------------------|-----------------|----------------|------------|------------|-------------------------|----------------------------|-----------------------|--------------------------|--|
| LNR906 | AA | 6/1/2015 | 121501 | PERSONNEL MANAGERMENT SPECIALIST I | N | SR16 | 73 | T | A | 1.00 | \$ 16,230 | 1.00 | \$ 38,772 | N |
| LNR906 | AA | 6/2/2015 | 121502 | PERSONNEL MANAGERMENT SPECIALIST I | N | SR16 | 73 | P | B | 1.00 | \$ 13,878 | 1.00 | \$ 38,772 | N |
| LNR906 | AA | 7/20/2015 | 2961 | ACCOUNT CLERK V | N | SR15 | 03 | P | A | 1.00 | \$ 36,468 | 1.00 | \$ 36,468 | N |
| LNR906 | AA | 7/21/2015 | 116451 | ACCOUNT CLERK IV | N | SR13 | 03 | P | B | 1.00 | \$ 28,402 | 1.00 | \$ 32,460 | N |
| LNR906 | AA | 7/23/2015 | 118099 | INFORMATINO TECHNOLOGY SPECIALIST V | N | SR24 | 13 | P | A | 1.00 | \$ 66,864 | 1.00 | \$ 55,236 | Y |
| LNR906 | AA | 7/23/2015 | 118099 | INFORMATION TECHNOLOGY SPECIALIST V | N | SR24 | 13 | P | A | 1.00 | \$ 68,694 | 1.00 | \$ 55,236 | Y |
| LNR906 | AA | 9/21/2015 | 2735 | PERSONNEL MANAGERMENT SPECIALIST I | N | SR16 | 13 | P | A | 1.00 | \$ 38,118 | 1.00 | \$ 37,464 | N |
| LNR906 | AA | 10/12/2015 | 41587 | PERSONNEL CLERK IV | N | SR13 | 63 | P | A | 1.00 | \$ 37,980 | 1.00 | \$ 29,988 | N |
| LNR906 | AA | 10/19/2015 | 33450 | PERSONNEL CLERK IV | N | SR13 | 63 | P | A | 1.00 | \$ 29,988 | 1.00 | \$ 29,988 | N |
| LNR906 | AA | 10/21/2015 | 118099 | INFORMATION TECHNOLOGY SPECIALIST V | N | SR24 | 13 | P | A | 1.00 | \$ 68,694 | 1.00 | \$ 53,364 | Y |

Department of Land and Natural Resources
 Unauthorized Positions as of November 30, 2015

Table 16

| <u>Prog ID</u> | <u>Sub-Org</u> | <u>Date Established</u> | <u>Legal Authority</u> | <u>Position Number</u> | <u>Position Title</u> | <u>Exempt (Y/N)</u> | <u>SR Level</u> | <u>BU Code</u> | <u>T/P</u> | <u>MOF</u> | <u>FTE</u> | <u>Annual Salary</u> | <u>Filled (Y/N)</u> | <u>Occupied by 89 Day Hire (Y/N)</u> |
|----------------|----------------|-------------------------|------------------------|------------------------|---|---------------------|-----------------|----------------|------------|------------|------------|----------------------|---------------------|--------------------------------------|
| LNR101 | EA | 3/27/2013 | HRS 171-19(2) | 120878 | State Sustainability Coordinator | E | SRNA | BU13 | T | B | 1.00 | \$ 75,000 | Y | N |
| LNR101 | EA | 7/1/2014 | HRS 171-19(2) | 121310 | Special Projects & Cultural Resources Manager | E | SRNA | BU13 | T | B | 1.00 | \$ 99,948 | Y | N |
| LNR101 | EA | 10/7/2014 | HRS 171-19(2) | 121500 | Communications & Video Conference Assistant | E | SRNA | BU03 | T | B | 1.00 | \$ 30,000 | Y | N |
| LNR906 | AA | 4/5/2013 | ACT 288, SLH 2012 | 120897 | Executive Director, Aha Moku Advisory Committee | E | SRNA | BU13 | T | T | 1.00 | \$ 80,736 | Y | N |

Department of Land and Natural Resources
Overtime Expenditure Summary

Table 17

| Prog ID | Sub-Org | Program Title | MOF | FY15 (actual) | | | FY16 (estimated) | | | FY17 (budgeted) | | |
|---------|---------|--------------------------------------|-----|---------------|------------|----------|------------------|-----------|----------|-----------------|-----------|----------|
| | | | | Base Salary | Overtime | Overtime | Base Salary | Overtime | Overtime | Base Salary | Overtime | Overtime |
| | | | | \$\$\$\$ | \$\$\$\$ | Percent | \$\$\$\$ | \$\$\$\$ | Percent | \$\$\$\$ | \$\$\$\$ | Percent |
| LNR 101 | EA | Public Lands Management | B | \$ 2,951,532 | \$ 18,126 | 0.6% | \$ 3,218,262 | \$ 20,000 | 0.6% | \$ 3,283,069 | \$ 20,000 | 0.6% |
| LNR 111 | BA | Conveyances & Recording | B | \$ 2,278,956 | \$ 87,000 | 3.8% | \$ 2,588,880 | \$ 75,000 | 2.9% | \$ 2,598,125 | \$ 75,000 | 2.9% |
| LNR 141 | GA | Water & Land Development | A | \$ 104,185 | \$ - | 0.0% | \$ 105,159 | \$ 1,000 | 1.0% | \$ 107,548 | \$ 1,000 | 0.9% |
| LNR 141 | GA | Water & Land Development | B | \$ 165,343 | \$ - | 0.0% | \$ 261,366 | \$ 1,000 | 0.4% | \$ 267,096 | \$ 1,000 | 0.4% |
| LNR 153 | CB | Commercial Fisheries | A | \$ 213,346 | \$ 11,587 | 5.4% | \$ 559,728 | \$ 10,000 | 1.8% | \$ 567,540 | \$ 10,000 | 1.8% |
| LNR 153 | CB | Commercial Fisheries | B | \$ 29,892 | \$ - | 0.0% | \$ 26,700 | \$ - | 0.0% | \$ 26,700 | \$ - | 0.0% |
| LNR 153 | CB | Commercial Fisheries | P | \$ 62,272 | \$ 90 | 0.1% | \$ 115,824 | \$ 5,000 | 4.3% | \$ 115,824 | \$ 5,000 | 4.3% |
| LNR 172 | DA | Forestry Resource Mgt & Dev. | A | \$ 590,498 | \$ 1,959 | 0.3% | \$ 686,325 | \$ 1,500 | 0.2% | \$ 708,990 | \$ 1,500 | 0.2% |
| LNR 172 | DA | Forestry Resource Mgt & Dev. | B | \$ 359,742 | \$ 71,054 | 19.8% | \$ - | \$ - | 0.0% | \$ - | \$ - | 0.0% |
| LNR 172 | DA | Forestry Resource Mgt & Dev. | P | \$ 59,635 | \$ - | 0.0% | \$ 130,718 | \$ - | 0.0% | \$ 133,593 | \$ - | 0.0% |
| LNR 401 | CA | Aquatic Resources | A | \$ 1,629,013 | \$ 35,738 | 2.2% | \$ 1,432,449 | \$ 15,000 | 1.0% | \$ 1,458,825 | \$ 15,000 | 1.0% |
| LNR 401 | CA | Aquatic Resources | B | \$ - | \$ - | 0.0% | \$ 27,756 | \$ - | 0.0% | \$ 27,756 | \$ - | 0.0% |
| LNR 401 | CA | Aquatic Resources | N | \$ 17,775 | \$ 1,034 | 5.8% | \$ 35,544 | \$ 2,000 | 5.6% | \$ 35,544 | \$ 2,000 | 5.6% |
| LNR 401 | CA | Aquatic Resources | P | \$ 278,704 | \$ - | 0.0% | \$ 533,115 | \$ - | 0.0% | \$ 483,115 | \$ - | 0.0% |
| LNR 402 | DA | Native Resources & Fire Protection | A | \$ 2,156,945 | \$ 118,982 | 5.5% | \$ 2,717,502 | \$ 57,000 | 2.1% | \$ 2,801,029 | \$ 57,000 | 2.0% |
| LNR 402 | DA | Native Resources & Fire Protection | N | \$ 112,065 | \$ 22,237 | 19.8% | \$ 338,406 | \$ - | 0.0% | \$ 341,298 | \$ - | 0.0% |
| LNR 402 | DA | Native Resources & Fire Protection | T | \$ - | \$ - | 0.0% | \$ 73,119 | \$ - | 0.0% | \$ 73,119 | \$ - | 0.0% |
| LNR 402 | DB | Native Resources & Fire Protection | P | \$ 293,121 | \$ 4,618 | 1.6% | \$ - | \$ - | 0.0% | \$ 382,984 | \$ - | 0.0% |
| LNR 402 | DB | Native Resources & Fire Protection | U | \$ 359,607 | \$ 12,882 | 3.6% | \$ - | \$ - | 0.0% | \$ 421,680 | \$ - | 0.0% |
| LNR 404 | GC | Water Resources | A | \$ 1,097,198 | \$ - | 0.0% | \$ 1,223,718 | \$ - | 0.0% | \$ 1,240,374 | \$ - | 0.0% |
| LNR 404 | GC | Water Resources | B | \$ 245,952 | \$ - | 0.0% | \$ 327,452 | \$ 4,000 | 1.2% | \$ 327,452 | \$ 4,000 | 1.2% |
| LNR 405 | HA | Conservation & Resources Enforcement | A | \$ 4,865,228 | \$ 339,466 | 7.0% | \$ 6,235,206 | \$ 89,620 | 1.4% | \$ 6,236,766 | \$ 89,620 | 1.4% |
| LNR 405 | HA | Conservation & Resources Enforcement | B | \$ 707,991 | \$ 52,708 | 7.4% | \$ 884,412 | \$ 22,000 | 2.5% | \$ 884,412 | \$ 22,000 | 2.5% |

Department of Land and Natural Resources
Overtime Expenditure Summary

Table 17

| Prog ID | Sub-Org | Program Title | MOF | FY15 (actual) | | | FY16 (estimated) | | | FY17 (budgeted) | | |
|---------|---------|--|-----|-------------------------|----------------------|---------------------|-------------------------|----------------------|---------------------|-------------------------|----------------------|---------------------|
| | | | | Base Salary \$\$\$\$ | Overtime \$\$\$\$ | Overtime Percent | Base Salary \$\$\$\$ | Overtime \$\$\$\$ | Overtime Percent | Base Salary \$\$\$\$ | Overtime \$\$\$\$ | Overtime Percent |
| LNR 405 | HA | Conservation & Resources Enforcement | N | \$ 99,254 | \$ 7,042 | 7.1% | \$ 154,326 | \$ 10,000 | 6.5% | \$ 157,866 | \$ 10,000 | 6.3% |
| LNR 405 | HB | Conservation & Resources Enforcement | P | \$ - | \$ 64,127 | #DIV/0! | \$ - | \$ 50,000 | #DIV/0! | \$ - | \$ 50,000 | #DIV/0! |
| LNR 407 | NA | Natural Area Reserves & Watershed Management | A | \$ 805,781 | \$ 497 | 0.1% | \$ 890,946 | \$ 1,000 | 0.1% | \$ 917,292 | \$ 1,000 | 0.1% |
| LNR 407 | NA | Natural Area Reserves & Watershed Management | B | \$ 1,013,721 | \$ 67,761 | 6.7% | \$ - | \$ - | 0.0% | \$ - | \$ - | 0.0% |
| LNR 407 | NA | Natural Area Reserves & Watershed Management | P | \$ 30,042 | \$ - | 0.0% | \$ 27,750 | \$ - | 0.0% | \$ 27,750 | \$ - | 0.0% |
| LNR 801 | CH | Ocean Based Recreation | B | \$ 3,442,348 | \$ 142,381 | 4.1% | \$ 4,612,649 | \$ 50,000 | 1.1% | \$ 4,892,459 | \$ 50,000 | 1.0% |
| LNR 802 | HP | Historic Preservation | A | \$ 951,190 | \$ 1,020 | 0.1% | \$ 1,249,078 | \$ 2,000 | 0.2% | \$ 1,254,766 | \$ 2,000 | 0.2% |
| LNR 802 | HP | Historic Preservation | B | \$ - | \$ - | #DIV/0! | \$ 42,938 | \$ - | 0.0% | \$ 85,875 | \$ - | 0.0% |
| LNR 802 | HP | Historic Preservation | N | \$ 264,349 | \$ - | 0.0% | \$ 384,836 | \$ - | 0.0% | \$ 384,836 | \$ - | 0.0% |
| LNR 804 | DA | Forest and Outdoor Recreation | A | \$ 1,179,829 | \$ 1,621 | 0.1% | \$ 1,571,583 | \$ 3,000 | 0.2% | \$ 1,615,573 | \$ 3,000 | 0.2% |
| LNR 804 | DA | Forest and Outdoor Recreation | B | \$ 290,598 | \$ 68 | 0.0% | \$ 326,694 | \$ - | 0.0% | \$ 337,710 | \$ - | 0.0% |
| LNR 804 | DA | Forest and Outdoor Recreation | N | \$ 358,476 | \$ 22,784 | 6.4% | \$ 682,183 | \$ 30,000 | 4.4% | \$ 686,395 | \$ 30,000 | 4.4% |
| LNR 804 | DA | Forest and Outdoor Recreation | W | \$ 50,051 | \$ 4,697 | 9.4% | \$ 89,988 | \$ 2,000 | 2.2% | \$ 92,946 | \$ 2,000 | 2.2% |
| LNR 805 | CB | Recreational Fisheries | A | \$ 292,413 | \$ 12,897 | 4.4% | \$ 816,336 | \$ 5,000 | 0.6% | \$ 828,900 | \$ 5,000 | 0.6% |
| LNR 805 | CB | Recreational Fisheries | B | \$ 9,087 | \$ - | 0.0% | \$ 8,036 | \$ - | 0.0% | \$ 8,036 | \$ - | 0.0% |
| LNR 805 | CB | Recreational Fisheries | N | \$ 27,559 | \$ 3,885 | 14.1% | \$ 24,106 | \$ - | 0.0% | \$ 24,106 | \$ - | 0.0% |
| LNR 806 | FA | State Parks Admin & Operations | A | \$ 2,785,743 | \$ 60,210 | 2.2% | \$ 3,063,732 | \$ 60,000 | 2.0% | \$ 3,156,945 | \$ 60,000 | 1.9% |
| LNR 806 | FI | State Parks Admin & Operations | B | \$ 1,615,176 | \$ 18,846 | 1.2% | \$ 1,980,693 | \$ 16,572 | 0.8% | \$ 2,033,480 | \$ 16,572 | 0.8% |
| LNR 810 | GD | Prevention of Natural Disasters | B | \$ 401,156 | \$ - | 0.0% | \$ 469,689 | \$ 1,000 | 0.2% | \$ 483,606 | \$ 1,000 | 0.2% |
| LNR 810 | GD | Prevention of Natural Disasters | P | \$ 34,875 | \$ - | 0.0% | \$ 28,567 | \$ 1,000 | 3.5% | \$ 29,568 | \$ 1,000 | 3.4% |
| LNR 906 | AA | Natural Physical Environment-Admin | A | \$ 1,693,220 | \$ 45,460 | 2.7% | \$ 1,928,160 | \$ 20,000 | 1.0% | \$ 1,971,939 | \$ 20,000 | 1.0% |

Department of Land and Natural Resources
Overtime Expenditure Summary

Table 17

| Prog ID | Sub-Org | Program Title | MOF | FY15 (actual) | | | FY16 (estimated) | | | FY17 (budgeted) | | |
|---------|---------|---------------------------------------|-----|-------------------------|----------------------|---------------------|-------------------------|----------------------|---------------------|-------------------------|----------------------|---------------------|
| | | | | Base Salary \$\$\$\$ | Overtime \$\$\$\$ | Overtime Percent | Base Salary \$\$\$\$ | Overtime \$\$\$\$ | Overtime Percent | Base Salary \$\$\$\$ | Overtime \$\$\$\$ | Overtime Percent |
| LNR 906 | AA | Natural Physical Environment-Admin | B | \$ 673,243 | \$ 19,360 | 2.9% | \$ 730,061 | \$ 12,500 | 1.7% | \$ 741,651 | \$ 12,500 | 1.7% |
| LNR 906 | AA | Natural Physical Environment-Admin | C | \$ 1,560,086 | \$ - | 0.0% | \$ - | \$ - | 0.0% | \$ - | \$ - | 0.0% |
| LNR 906 | AA | Natural Physical Environment-Admin | T | \$ 1,077,274 | \$ - | 0.0% | \$ - | \$ - | 0.0% | \$ - | \$ - | 0.0% |
| TOTAL | | | | \$ 37,234,471 | \$ 1,250,137 | 3.4% | \$ 40,603,992 | \$ 567,192 | 1.4% | \$ 42,254,538 | \$ 567,192 | 1.3% |

Overtime Position List

(Only for Positions the Sum of Overtime Paid and Value of Compensatory Time for which was at Least 10% of Base Pay during FY15)

| Prog ID | Position No. | Bargaining Unit | Include d in CB (Y/N) | Exemp t (Y/N) | Temp or Perm (T/P) | MOF | Position Title | Salary Range Level | Base Annual Pay | Hours Exceeding Standard | FY 15 | | | | | | |
|---------|--------------|-----------------|-----------------------|---------------|--------------------|-----|--------------------------------|--------------------|-----------------|--------------------------|----------------|-----------|--------------|--------------------------|---------------------------|--|-----------|
| | | | | | | | | | | | OT | | Comp Time | | | Total OT/Comp | |
| | | | | | | | | | | | \$ Amount Paid | % of Base | Hours Earned | \$ Value of Hours Earned | % \$ Value of Base Salary | \$ Amount OT Paid + \$ Value Comp Hours Earned | % of Base |
| LNR804 | 41172 | 3 | Y | N | P | A | ACCOUNT CLERK III | SR11G | 6,208.00 | 138.82 | 620.52 | 10.0% | 233.50 | 4263.71 | 68.7% | 4,884 | 78.7% |
| LNR402 | 110303 | 13 | Y | N | P | N | ACCOUNTANT IV | SR22D | 53,814.46 | 628.07 | 24,372.07 | 45.3% | - | 0.00 | 0.0% | 24,372 | 45.3% |
| LNR407 | 118265 | 13 | Y | N | P | A | ACCOUNTANT IV | SR22F | 53,115.50 | 565.95 | 21,681.43 | 40.8% | - | 0.00 | 0.0% | 21,681 | 40.8% |
| LNR405 | 39175 | 3 | Y | N | P | A | CONSVTN & RESCS ENFC OFFCR IV | SR22L | 71,010.00 | 378.89 | 19,403.15 | 27.3% | 232.50 | 8558.33 | 12.1% | 27,961 | 39.4% |
| LNR801 | 50957 | 3 | Y | N | P | B | HARBOR AGENT II | SR12E | 36,351.00 | 515.91 | 13,527.12 | 37.2% | - | 0.00 | 0.0% | 13,527 | 37.2% |
| LNR806 | 43093 | 1 | Y | N | P | A | CONSTRUCTION & MTNCE WORKER I | BC09A | 47,118.00 | 508.94 | 17,291.27 | 36.7% | - | 0.00 | 0.0% | 17,291 | 36.7% |
| LNR405 | 52338 | 3 | Y | N | P | A | CONSVTN & RESCS ENFC OFFCR IV | SR22C | 49,808.00 | 469.22 | 16,856.90 | 33.8% | 9.50 | 245.67 | 0.5% | 17,103 | 34.3% |
| LNR906 | 29216 | 13 | Y | N | P | A | ACCOUNTANT V | SR24 | 42,254.78 | 143.07 | 4,358.58 | 10.3% | 240.00 | 9,115.20 | 21.6% | 13,474 | 31.9% |
| LNR402 | 10947 | 13 | Y | N | P | A | WILDLIFE BIOLOGIST IV | SR22J | 63,883.50 | 278.88 | 12,846.69 | 20.1% | 215.75 | 7249.20 | 11.3% | 20,096 | 31.5% |
| LNR801 | 27700 | 3 | Y | N | P | B | HARBOR AGENT II | SR12M | 49,888.00 | 435.50 | 15,664.90 | 31.4% | - | 0.00 | 0.0% | 15,665 | 31.4% |
| LNR801 | 50939 | 13 | Y | N | P | B | ACCOUNTANT III | SR20C | 45,725.20 | 333.95 | 11,010.46 | 24.1% | 99.54 | 2642.79 | 5.8% | 13,653 | 29.9% |
| LNR801 | 26751 | 23 | Y | N | P | B | RECREATIONAL HARBOR MANAGER II | SR26D | 64,715.50 | 378.93 | 17,682.99 | 27.3% | - | 0.00 | 0.0% | 17,683 | 27.3% |
| LNR801 | 46141 | 3 | Y | N | P | B | OFFICE ASSISTANT III | SR08B | 29,928.17 | 374.16 | 8,076.28 | 27.0% | - | 0.00 | 0.0% | 8,076 | 27.0% |
| LNR402 | 9696 | 13 | Y | N | P | A | FORESTER VI | SR26M | 45,957.52 | 339.31 | 11,242.92 | 24.5% | - | 0.00 | 0.0% | 11,243 | 24.5% |
| LNR801 | 117770 | 1 | Y | N | P | B | GENERAL LABORER II | BC03A | 36,136.00 | 338.05 | 8,807.88 | 24.4% | - | 0.00 | 0.0% | 8,808 | 24.4% |
| LNR405 | 2960 | 3 | Y | N | P | A | CONSVTN & RESCS ENFC OFFCR III | SR20E | 49,827.50 | 330.02 | 11,860.92 | 23.8% | 0.50 | 12.93 | 0.0% | 11,874 | 23.8% |
| LNR806 | 12810 | 1 | Y | N | P | A | PARK CARETAKER III | BC06A | 40,723.50 | 267.34 | 7,851.69 | 19.3% | 77.00 | 1657.81 | 4.1% | 9,510 | 23.4% |
| LNR402 | 120311 | 13 | Y | N | P | N | PROCUREMENT & SUPPLY SPCLT I | SR16C | 37,712.00 | 130.13 | 3,538.96 | 9.4% | 234.00 | 4717.44 | 12.5% | 8,256 | 21.9% |
| LNR402 | 2940 | 3 | Y | N | P | A | SECRETARY I | SR12C | 33,612.00 | 293.64 | 7,117.87 | 21.2% | - | 0.00 | 0.0% | 7,118 | 21.2% |
| LNR401 | 29216 | 13 | Y | N | P | A | ACCOUNTANT V | SR24 | 42,254.78 | 291.28 | 8,873.94 | 21.0% | - | 0.00 | 0.0% | 8,874 | 21.0% |
| LNR405 | 2958 | 31 | Y | N | P | A | CONSVTN & RESCS ENFC DIST MGR | EM03 | 72,579.50 | 286.62 | 15,000.03 | 20.7% | - | 0.00 | 0.0% | 15,000 | 20.7% |
| LNR402 | 2916 | 63 | Y | N | P | A | SECRETARY II | SR14B | 34,999.00 | 270.01 | 6,816.46 | 19.5% | 20.00 | 363.40 | 1.0% | 7,180 | 20.5% |
| LNR405 | 25899 | 3 | Y | N | P | A | CONSVTN & RESCS ENFC OFFCR III | SR20I | 58,322.50 | 265.96 | 11,186.46 | 19.2% | 25.50 | 770.87 | 1.3% | 11,957 | 20.5% |
| LNR405 | 10897 | 3 | Y | N | P | A | CONSVTN & RESCS ENFC OFFCR IV | SR22J | 65,630.50 | 244.70 | 11,580.44 | 17.6% | 53.75 | 1828.58 | 2.8% | 13,409 | 20.4% |
| LNR405 | 48206 | 3 | Y | N | P | A | CONSVTN & RESCS ENFC OFFCR III | SR20J | 56,825.46 | 269.61 | 11,048.67 | 19.4% | 14.00 | 440.44 | 0.8% | 11,489 | 20.2% |
| LNR801 | 117735 | 13 | Y | N | P | B | GENERAL PROFESSIONAL IV | SR22C | 49,481.00 | 244.07 | 8,709.65 | 17.6% | 44.79 | 1189.17 | 2.4% | 9,899 | 20.0% |
| LNR153 | 4658 | 3 | Y | N | P | A | FISHERY TECHNICIAN IV | SR13G | 40,998.00 | 275.03 | 8,131.32 | 19.8% | - | 0.00 | 0.0% | 8,131 | 19.8% |
| LNR804 | 8525 | 3 | Y | N | P | A | FORESTRY AND WILDLIFE TECH V | SR15B | 36,351.00 | 274.75 | 7,203.92 | 19.8% | - | 0.00 | 0.0% | 7,204 | 19.8% |
| LNR801 | 120545 | 3 | Y | N | P | B | HARBOR AGENT II | SR12 | 28,650.60 | 266.17 | 5,497.78 | 19.2% | - | 0.00 | 0.0% | 5,498 | 19.2% |
| LNR405 | 33293 | 3 | Y | N | P | A | CONSVTN & RESCS ENFC OFFCR II | SR18B | 43,979.00 | 265.72 | 8,426.01 | 19.2% | - | 0.00 | 0.0% | 8,426 | 19.2% |
| LNR405 | 4345 | 3 | Y | N | P | B | CONSVTN & RESCS ENFC OFFCR III | SR20A | 42,291.00 | 263.34 | 8,030.66 | 19.0% | - | 0.00 | 0.0% | 8,031 | 19.0% |
| LNR101 | 50981 | 13 | Y | N | P | B | GEO THERMAL COMPLIANCE SPCLT | SR22L | 67,512.00 | 248.00 | 12,075.14 | 17.9% | - | 0.00 | 0.0% | 12,075 | 17.9% |
| LNR405 | 118725 | 3 | Y | N | P | A | CONSVTN & RESCS ENFC OFFCR III | SR20C | 46,040.00 | 212.77 | 7,062.79 | 15.3% | 37.88 | 905.71 | 2.0% | 7,969 | 17.3% |
| LNR405 | 14009 | 3 | Y | N | P | A | CONSVTN & RESCS ENFC OFFCR III | SR20F | 51,758.00 | 218.08 | 8,138.63 | 15.7% | 29.25 | 785.95 | 1.5% | 8,925 | 17.2% |
| LNR405 | 2955 | 3 | Y | N | P | A | CONSVTN & RESCS ENFC OFFCR IV | SR22L | 71,010.00 | 208.55 | 10,679.96 | 15.0% | 41.25 | 1518.41 | 2.1% | 12,198 | 17.2% |
| LNR405 | 118081 | 3 | Y | N | P | A | CONSVTN & RESCS ENFC OFFCR III | SR20F | 51,758.00 | 226.88 | 8,467.08 | 16.4% | 8.00 | 214.96 | 0.4% | 8,682 | 16.8% |
| LNR401 | 52337 | 3 | Y | N | P | A | FISHERY TECHNICIAN IV | SR13F | 39,365.00 | 181.90 | 5,164.96 | 13.1% | 69.75 | 1425.69 | 3.6% | 6,591 | 16.7% |
| LNR405 | 52343 | 3 | Y | N | P | A | CONSVTN & RESCS ENFC OFFCR III | SR20L | 65,630.50 | 223.49 | 10,576.87 | 16.1% | 0.63 | 21.43 | 0.0% | 10,598 | 16.1% |
| LNR172 | 112450 | 3 | Y | N | T | A | FORESTRY AND WILDLIFE TECH IV | SR13L | 49,888.00 | 55.09 | 1,981.66 | 4.0% | 234.75 | 6070.64 | 12.2% | 8,052 | 16.1% |
| LNR402 | 120331 | 3 | Y | N | T | U | FORESTRY AND WILDLIFE TECH IV | SR13B | 33,612.00 | 211.77 | 5,133.29 | 15.3% | 15.25 | 266.11 | 0.8% | 5,399 | 16.1% |

Overtime Position List

(Only for Positions the Sum of Overtime Paid and Value of Compensatory Time for which was at Least 10% of Base Pay during FY15)

| | | | | | | | | | | | | | | | | | |
|--------|--------|----|---|---|---|---|--------------------------------|-------|-----------|--------|-----------|-------|--------|---------|------|--------|-------|
| LNR801 | 38648 | 3 | Y | N | P | B | HARBOR AGENT II | SR12I | 42,325.03 | 218.57 | 6,671.88 | 15.8% | 1.50 | 33.14 | 0.1% | 6,705 | 15.8% |
| LNR405 | 17486 | 3 | Y | N | P | A | CONSVTN & RESCS ENFC OFFCR IV | SR22F | 22,451.14 | 219.13 | 3,546.62 | 15.8% | - | 0.00 | 0.0% | 3,547 | 15.8% |
| LNR405 | 48203 | 3 | Y | N | P | A | CONSVTN & RESCS ENFC OFFCR III | SR20F | 51,758.00 | 218.61 | 8,158.43 | 15.8% | - | 0.00 | 0.0% | 8,158 | 15.8% |
| LNR405 | 28534 | 3 | Y | N | P | B | CONSVTN & RESCS ENFC OFFCR III | SR20A | 42,547.00 | 216.71 | 6,650.82 | 15.6% | 2.50 | 55.23 | 0.1% | 6,706 | 15.8% |
| LNR405 | 119072 | 3 | Y | N | P | A | CONSVTN & RESCS ENFC OFFCR III | SR20B | 44,246.00 | 214.88 | 6,855.90 | 15.5% | - | 0.00 | 0.0% | 6,856 | 15.5% |
| LNR402 | 10945 | 13 | Y | N | P | A | WILDLIFE BIOLOGIST V | SR24J | 69,192.85 | 152.03 | 7,587.05 | 11.0% | 86.21 | 3131.15 | 4.5% | 10,718 | 15.5% |
| LNR172 | 2895 | 3 | Y | N | P | A | FORESTRY AND WILDLIFE TECH IV | SR13J | 40,340.50 | 210.61 | 6,125.63 | 15.2% | 0.25 | 5.98 | 0.0% | 6,132 | 15.2% |
| LNR906 | 117692 | 13 | Y | N | P | B | ACCOUNTANT IV | SR22F | 59,908.50 | 210.69 | 9,101.84 | 15.2% | - | 0.00 | 0.0% | 9,102 | 15.2% |
| LNR801 | 117771 | 1 | Y | N | P | B | GENERAL LABORER II | BC03A | 4,443.00 | 207.64 | 666.51 | 15.0% | - | 0.00 | 0.0% | 667 | 15.0% |
| LNR153 | 7436 | 3 | Y | N | P | A | FISHERY TECHNICIAN V | SR15I | 47,947.00 | 202.96 | 7,017.48 | 14.6% | - | 0.00 | 0.0% | 7,017 | 14.6% |
| LNR405 | 118736 | 3 | Y | N | P | A | CONSVTN & RESCS ENFC OFFCR IV | SR22I | 62,966.00 | 202.51 | 9,194.95 | 14.6% | - | 0.00 | 0.0% | 9,195 | 14.6% |
| LNR402 | 118212 | 13 | Y | N | P | A | FOREST MGMT SUPVR I | SR24E | 61,725.71 | 202.31 | 9,006.81 | 14.6% | - | 0.00 | 0.0% | 9,007 | 14.6% |
| LNR405 | 117707 | 3 | Y | N | P | A | CONSVTN & RESCS ENFC OFFCR IV | SR22J | 65,630.50 | 196.94 | 9,320.08 | 14.2% | - | 0.00 | 0.0% | 9,320 | 14.2% |
| LNR405 | 28535 | 3 | Y | N | P | B | CONSVTN & RESCS ENFC OFFCR III | SR20J | 60,682.50 | 173.86 | 7,607.19 | 12.5% | 32.00 | 1006.72 | 1.7% | 8,614 | 14.2% |
| LNR906 | 10869 | 73 | Y | N | P | A | ACCOUNTANT V | SR24I | 67,300.00 | 196.05 | 9,516.32 | 14.1% | - | 0.00 | 0.0% | 9,516 | 14.1% |
| LNR801 | 43124 | 1 | Y | N | P | B | BUILDING MAINTENANCE WORKER I | BC09A | 47,196.00 | 154.34 | 5,252.86 | 11.1% | 53.00 | 1322.35 | 2.8% | 6,575 | 13.9% |
| LNR405 | 118084 | 3 | Y | N | P | A | CONSVTN & RESCS ENFC OFFCR III | SR20D | 47,870.00 | 167.33 | 5,775.51 | 12.1% | 35.38 | 879.55 | 1.8% | 6,655 | 13.9% |
| LNR804 | 42108 | 13 | Y | N | P | A | WILDLIFE BIOLOGIST IV | SR22G | 2,137.50 | 191.53 | 295.92 | 13.8% | 171.50 | 0.00 | 0.0% | 296 | 13.8% |
| LNR111 | 118856 | 3 | Y | N | P | B | LAND DOCUMENT RECEIVING CLK II | SR19G | 54,496.00 | 190.47 | 7,485.50 | 13.7% | - | 0.00 | 0.0% | 7,486 | 13.7% |
| LNR405 | 119035 | 3 | Y | N | P | A | CONSVTN & RESCS ENFC OFFCR III | SR20B | 44,246.00 | 190.37 | 6,073.61 | 13.7% | - | 0.00 | 0.0% | 6,074 | 13.7% |
| LNR111 | 139 | 4 | Y | N | P | B | CONVEYANCING SUPERVISOR | SR24H | 65,630.50 | 189.99 | 8,991.48 | 13.7% | - | 0.00 | 0.0% | 8,991 | 13.7% |
| LNR405 | 2903 | 3 | Y | N | P | A | CONSVTN & RESCS ENFC OFFCR III | SR20F | 51,841.00 | 189.06 | 7,066.92 | 13.6% | - | 0.00 | 0.0% | 7,067 | 13.6% |
| LNR111 | 135 | 3 | Y | N | P | B | ABSTRACTOR IX | SR21H | 58,322.50 | 188.66 | 7,935.00 | 13.6% | - | 0.00 | 0.0% | 7,935 | 13.6% |
| LNR405 | 118730 | 3 | Y | N | P | A | CONSVTN & RESCS ENFC OFFCR III | SR20C | 46,040.00 | 155.68 | 5,167.66 | 11.2% | 44.25 | 1058.02 | 2.3% | 6,226 | 13.5% |
| LNR153 | 24634 | 3 | Y | N | P | A | FISHERY TECHNICIAN IV | SR13D | 36,351.00 | 174.30 | 4,570.26 | 12.6% | 17.00 | 320.79 | 0.9% | 4,891 | 13.5% |
| LNR407 | 118274 | 3 | Y | N | T | A | FORESTRY AND WILDLIFE TECH IV | SR13C | 34,999.00 | 186.44 | 4,706.57 | 13.4% | - | 0.00 | 0.0% | 4,707 | 13.4% |
| LNR405 | 25893 | 3 | Y | N | P | A | CONSVTN & RESCS ENFC OFFCR IV | SR22M | 73,837.50 | 185.00 | 9,851.46 | 13.3% | - | 0.00 | 0.0% | 9,851 | 13.3% |
| LNR405 | 2959 | 31 | Y | N | P | A | CONSVTN & RESCS ENFC DIST MGR | EM03 | 84,919.50 | 182.83 | 11,197.47 | 13.2% | 1.75 | 77.04 | 0.1% | 11,275 | 13.3% |
| LNR405 | 34480 | 3 | Y | N | P | A | CONSVTN & RESCS ENFC OFFCR III | SR20I | 58,322.50 | 176.15 | 7,408.78 | 12.7% | 6.00 | 181.38 | 0.3% | 7,590 | 13.0% |
| LNR405 | 45679 | 3 | Y | N | P | A | CONSVTN & RESCS ENFC OFFCR III | SR20I | 58,229.00 | 175.43 | 7,365.56 | 12.6% | 3.50 | 105.81 | 0.2% | 7,471 | 12.8% |
| LNR111 | 40396 | 3 | Y | N | P | B | ABSTRACTING ASSISTANT V | SR13C | 34,999.00 | 176.21 | 4,448.52 | 12.7% | - | 0.00 | 0.0% | 4,449 | 12.7% |
| LNR405 | 27100 | 3 | Y | N | P | A | CONSVTN & RESCS ENFC OFFCR III | SR20B | 43,979.00 | 175.15 | 5,553.94 | 12.6% | - | 0.00 | 0.0% | 5,554 | 12.6% |
| LNR405 | 117734 | 3 | Y | N | P | A | CONSVTN & RESCS ENFC OFFCR III | SR20D | 47,870.00 | 142.75 | 4,926.95 | 10.3% | 42.38 | 1053.57 | 2.2% | 5,981 | 12.5% |
| LNR405 | 25894 | 3 | Y | N | P | A | CONSVTN & RESCS ENFC OFFCR III | SR20E | 49,808.00 | 168.75 | 6,062.17 | 12.2% | 4.50 | 116.37 | 0.2% | 6,179 | 12.4% |
| LNR402 | 2778 | 13 | Y | N | P | A | WILDLIFE BIOLOGIST V | SR24F | 59,635.00 | 170.78 | 7,344.51 | 12.3% | - | 0.00 | 0.0% | 7,345 | 12.3% |
| LNR402 | 120330 | 13 | Y | N | T | U | WILDLIFE BIOLOGIST III | SR20C | 44,032.50 | 169.26 | 5,374.93 | 12.2% | - | 0.00 | 0.0% | 5,375 | 12.2% |
| LNR405 | 41143 | 3 | Y | N | P | A | OFFICE ASSISTANT III | SR08B | 27,679.00 | 166.23 | 3,318.87 | 12.0% | - | 0.00 | 0.0% | 3,319 | 12.0% |
| LNR111 | 8798 | 3 | Y | N | P | B | ABSTRACTING ASSISTANT V | SR13B | 33,612.00 | 158.18 | 3,834.33 | 11.4% | - | 0.00 | 0.0% | 3,834 | 11.4% |
| LNR402 | 120948 | 13 | Y | N | T | P | WILDLIFE BIOLOGIST IV | SR22C | 45,610.89 | 155.36 | 5,110.66 | 11.2% | 2.00 | 49.06 | 0.1% | 5,160 | 11.3% |
| LNR405 | 33294 | 3 | Y | N | P | A | CONSVTN & RESCS ENFC OFFCR IV | SR22G | 58,229.00 | 154.45 | 6,484.69 | 11.1% | 1.88 | 56.83 | 0.1% | 6,542 | 11.2% |
| LNR405 | 117706 | 3 | Y | N | P | A | CONSVTN & RESCS ENFC OFFCR III | SR20C | 46,855.41 | 152.64 | 5,158.45 | 11.0% | 0.25 | 5.98 | 0.0% | 5,164 | 11.0% |
| LNR906 | 116451 | 3 | Y | N | P | A | ACCOUNT CLERK IV | SR13A | 33,390.68 | 142.05 | 3,419.96 | 10.2% | 12.75 | 231.67 | 0.7% | 3,652 | 10.9% |
| LNR111 | 40395 | 3 | Y | N | P | B | ABSTRACTING ASSISTANT V | SR13H | 42,615.50 | 151.61 | 4,659.60 | 10.9% | - | 0.00 | 0.0% | 4,660 | 10.9% |
| LNR405 | 15976 | 3 | Y | N | P | A | CONSVTN & RESCS ENFC OFFCR III | SR20E | 49,808.00 | 150.83 | 5,418.69 | 10.9% | - | 0.00 | 0.0% | 5,419 | 10.9% |
| LNR405 | 52344 | 3 | Y | N | P | A | CONSVTN & RESCS ENFC OFFCR III | SR20G | 53,925.50 | 149.61 | 5,819.26 | 10.8% | 0.88 | 24.60 | 0.0% | 5,844 | 10.8% |
| LNR805 | 118250 | 3 | Y | N | T | B | FISHERY TECHNICIAN IV | SR13D | 36,351.00 | 148.21 | 3,885.96 | 10.7% | - | 0.00 | 0.0% | 3,886 | 10.7% |
| LNR407 | 38928 | 3 | Y | N | P | A | ACCOUNT CLERK II | SR08B | 27,679.00 | 147.34 | 2,941.70 | 10.6% | 0.63 | 9.05 | 0.0% | 2,951 | 10.7% |
| LNR806 | 47844 | 1 | Y | N | P | A | PARK CARETAKER II | BC04A | 28,039.00 | 145.25 | 2,936.92 | 10.5% | - | 0.00 | 0.0% | 2,937 | 10.5% |

Overtime Position List

(Only for Positions the Sum of Overtime Paid and Value of Compensatory Time for which was at Least 10% of Base Pay during FY15)

| | | | | | | | | | | | | | | | | | |
|--------|--------|----|---|---|---|---|--------------------------------|-------|--------------|-----------|-----------|-------|----------|-----------|------|------------|-------|
| LNR405 | 50970 | 3 | Y | N | P | B | CONSVTN & RESCS ENFC OFFCR III | SR20G | 53,839.00 | 124.38 | 4,828.30 | 9.0% | 28.00 | 782.88 | 1.5% | 5,611 | 10.4% |
| LNR405 | 40438 | 3 | Y | N | P | A | SECRETARY I | SR12F | 37,858.00 | 143.15 | 3,907.96 | 10.3% | - | 0.00 | 0.0% | 3,908 | 10.3% |
| LNR806 | 30001 | 1 | Y | N | P | B | PARK CARETAKER II | BC04A | 37,594.00 | 122.43 | 3,318.40 | 8.8% | 28.00 | 557.76 | 1.5% | 3,876 | 10.3% |
| LNR402 | 4665 | 1 | Y | N | P | A | HEAVY EQUIPMENT OPERATOR | BC10A | 26,120.72 | 142.72 | 2,688.86 | 10.3% | - | 0.00 | 0.0% | 2,689 | 10.3% |
| LNR172 | 112449 | 3 | Y | N | T | A | FORESTRY AND WILDLIFE TECH IV | SR13B | 13,942.00 | 142.75 | 1,434.59 | 10.3% | - | 0.00 | 0.0% | 1,435 | 10.3% |
| LNR402 | 15296 | 13 | Y | N | P | A | FORESTER IV | SR22F | 53,380.00 | 139.86 | 5,383.25 | 10.1% | 3.50 | 100.52 | 0.2% | 5,484 | 10.3% |
| LNR172 | 118603 | 1 | Y | N | T | A | FIORSTR & WILDLIFE WORKER I | BC05C | 46,318.18 | 71.00 | 2,371.88 | 5.1% | 94.13 | 2348.54 | 5.1% | 4,720 | 10.2% |
| LNR402 | 118405 | 1 | Y | N | T | A | FORESTRY & WILDLIFE WORKER II | BC05A | 3,205.00 | 141.27 | 326.34 | 10.2% | - | 0.00 | 0.0% | 326 | 10.2% |
| LNR804 | 52386 | 3 | Y | N | P | B | FORESTRY AND WILDLIFE TECH III | SR11A | 28,747.71 | 139.82 | 2,898.43 | 10.1% | - | 0.00 | 0.0% | 2,898 | 10.1% |
| LNR405 | 2953 | 3 | Y | N | P | A | CONSVTN & RESCS ENFC OFFCR IV | SR22I | 62,142.28 | 127.93 | 5,733.61 | 9.2% | 16.00 | 523.04 | 0.8% | 6,257 | 10.1% |
| LNR806 | 11187 | 4 | Y | N | P | A | PARKS DISTRICT SUPT II | SR26D | 60,585.00 | 138.81 | 6,065.49 | 10.0% | - | 0.00 | 0.0% | 6,065 | 10.0% |
| | | | | | | | | | | | | | | | | | |
| | | | | | | | GRAND TOTAL | | \$ 4,602,477 | \$ 21,852 | ##### | 16.2% | \$ 2,627 | \$ 68,301 | 1.5% | \$ 813,729 | 17.7% |
| | | | | | | | Totals | A | \$ 3,233,707 | \$ 14,388 | ##### | 15.6% | \$ 2,086 | \$ 55,679 | 1.7% | \$ 560,257 | 17.3% |
| | | | | | | | | B | \$ 1,153,988 | \$ 6,170 | ##### | 17.1% | \$ 289 | \$ 7,590 | 0.7% | \$ 204,910 | 17.8% |
| | | | | | | | | C | \$ - | \$ - | \$ - | 0.0% | \$ - | \$ - | 0.0% | \$ - | 0.0% |
| | | | | | | | | N | \$ 91,526 | \$ 758 | \$ 27,911 | 30.5% | \$ 234 | \$ 4,717 | 5.2% | \$ 32,628 | 35.6% |
| | | | | | | | | P | \$ 45,611 | \$ 155 | \$ 5,111 | 11.2% | \$ 2 | \$ 49 | 0.1% | \$ 5,160 | 11.3% |
| | | | | | | | | R | \$ - | \$ - | \$ - | 0.0% | \$ - | \$ - | 0.0% | \$ - | 0.0% |
| | | | | | | | | T | \$ - | \$ - | \$ - | 0.0% | \$ - | \$ - | 0.0% | \$ - | 0.0% |
| | | | | | | | | U | \$ 77,645 | \$ 381 | \$ 10,508 | 13.5% | \$ 15 | \$ 266 | 0.3% | \$ 10,774 | 13.9% |
| | | | | | | | | W | \$ - | \$ - | \$ - | 0.0% | \$ - | \$ - | 0.0% | \$ - | 0.0% |
| | | | | | | | | X | \$ - | \$ - | \$ - | 0.0% | \$ - | \$ - | 0.0% | \$ - | 0.0% |

Department of Land and Natural Resources
Overpayments as of November 30, 2015

Table 19

| <u>Name of Employee</u> | <u>Date of Over-payment</u> | <u>Gross Amount Overpaid</u> | <u>Amount Recovered</u> | <u>Balance</u> | <u>Category</u> | | | | <u>Reason for Overpayment</u> | <u>Referred to Attorney General</u> |
|-------------------------|-----------------------------|------------------------------|-------------------------|----------------|---------------------------------------|---------------------------------------|---|---|--|-------------------------------------|
| | | | | | <u>Employed Occurred > 2 Years</u> | <u>Employed Occurred < 2 Years</u> | <u>Not Employed Occurred > 2 Years</u> | <u>Not Employed Occurred < 2 Years</u> | | |
| ██████████ | 4/1/15 | \$ 2,360.98 | \$ 787.00 | \$1,573.98 | | \$1,573.98 | | | Leave without pay status/Salary Deduction | No |
| ██████████ | 3/25/15 | \$ 3,372.83 | \$ 2,659.16 | \$713.67 | | \$713.67 | | | LWOP in Feb 2015 72hours | No |
| ██████████ | 7/18/2014 | \$1,309.00 | \$1,199.93 | \$109.07 | | \$109.07 | | | Differential Pay was not adjusted effective 07/01/14 through 12/15/15; Salary deduction started 6/19/2015 until 12/04/2015. Collected in full on 12/04/2015. | No |
| ██████████ | 5/20/14 | \$891.41 | \$381.33 | \$510.08 | | | | \$510.08 | Leave Without Pay Status/Collected from TA/OT pay/Recovery Procedures to be sent to the Division | No |

Department of Land and Natural Resources
Overpayments as of November 30, 2015

Table 19

| <u>Name of Employee</u> | <u>Date of Over-payment</u> | <u>Gross Amount Overpaid</u> | <u>Amount Recovered</u> | <u>Balance</u> | <u>Employed Occurred > 2 Years</u> | <u>Employed Occurred < 2 Years</u> | <u>Not Employed Occurred > 2 Years</u> | <u>Not Employed Occurred < 2 Years</u> | <u>Reason for Overpayment</u> | <u>Referred to Attorney General</u> |
|-------------------------|-----------------------------|------------------------------|-------------------------|----------------|---------------------------------------|---------------------------------------|---|---|---|-------------------------------------|
| [REDACTED] | 12/1/12 | \$1,669.91 | \$932.51 | \$737.40 | | \$737.40 | | | Leave Without Pay Status/Salary deduction started 10/3/2014 | No |
| [REDACTED] | 12/6/11 | \$674.91 | | \$674.91 | \$674.91 | | | | Leave Without Pay Status - Retired ; Recovery Procedures Sent to the Division | No |
| [REDACTED] | 2/19/10 | \$612.45 | \$ 179.96 | \$432.49 | | | 432.49 | | Leave Without Pay Status/Recovery Procedures Sent o the Davison-QUIT | Yes |
| [REDACTED] | 7/28/09 | \$10,158.39 | \$ 349.11 | \$9,809.28 | | | 9809.28 | | Leave Without Pay Status/Recovery Procedures Sent o the Davison-QUIT | Yes |
| [REDACTED] | 1/16/08 | \$1,325.43 | | \$1,325.43 | | | 1325.43 | | Paid while on LWOP in 6/07/Terminated effective 7/23/08 | No |

Department of Land and Natural Resources
Overpayments as of November 30, 2015

Table 19

| <u>Name of Employee</u> | <u>Date of Over-payment</u> | <u>Gross Amount Overpaid</u> | <u>Amount Recovered</u> | <u>Balance</u> | <u>Employed Occurred > 2 Years</u> | <u>Employed Occurred < 2 Years</u> | <u>Not Employed Occurred > 2 Years</u> | <u>Not Employed Occurred < 2 Years</u> | <u>Reason for Overpayment</u> | <u>Referred to Attorney General</u> |
|-------------------------|-----------------------------|------------------------------|-------------------------|----------------|---------------------------------------|---------------------------------------|---|---|--|-------------------------------------|
| [REDACTED] | 12/27/07 | \$ 656.18 | \$ 250.81 | \$405.37 | | | \$ 405.37 | | Worked 50% but paid 100%/Recovery Procedures Sent to the Division | No |
| [REDACTED] | 2/26/07 | \$457.24 | | \$457.24 | | | \$457.24 | | Leave Without Pay Status/Recovery Procedures Sent to the Division | No |
| [REDACTED] | 8/4/04 | \$3,010.89 | | \$3,010.89 | | | 3010.89 | | Resigned While On Leave/Referred to Collection Agency | Yes |
| [REDACTED] | 8/1/02 | \$658.22 | | \$658.22 | | | \$658.22 | | Leave Without Pay Status/Recovery Procedures Sent o the Davison | Yes |
| [REDACTED] | 7/1/01 | \$3,030.03 | | \$3,030.03 | | | \$3,030.03 | | Salary Withholding Not Processed in Time/Referred to Collection Agency | No |
| [REDACTED] | 10/1/00 | \$1,423.64 | | \$1,423.64 | | | 1423.64 | | Resigned While on Military Leave | No |

Department of Land and Natural Resources
Overpayments as of November 30, 2015

Table 19

| <u>Name of Employee</u> | <u>Date of Over-payment</u> | <u>Gross Amount Overpaid</u> | <u>Amount Recovered</u> | <u>Balance</u> | <u>Employed Occurred > 2 Years</u> | <u>Employed Occurred < 2 Years</u> | <u>Not Employed Occurred > 2 Years</u> | <u>Not Employed Occurred < 2 Years</u> | <u>Reason for Overpayment</u> | <u>Referred to Attorney General</u> |
|-------------------------|-----------------------------|------------------------------|-------------------------|----------------|---------------------------------------|---------------------------------------|---|---|---|-------------------------------------|
| [REDACTED] | 9/1/00 | \$2,414.81 | \$ 868.94 | \$1,545.87 | | | \$1,545.87 | | Resigned/MEDCA H was unsuccessful to collect; Division to write off | No |
| [REDACTED] | 9/1/95 | \$2,466.90 | \$ 28.15 | \$2,438.75 | | | \$2,438.75 | | Leave Without Pay Status | No |
| [REDACTED] | 1/1/95 | \$706.14 | | \$706.14 | | | \$706.14 | | Delay in Termination Paperwork/Referred to Collection Agency | No |
| [REDACTED] | 12/1/92 | \$5,573.49 | | \$5,573.49 | | | 5573.49 | | Insufficient Leave Credits/Hearing requested/Transferred to Another Department ; 7/26/12 Personnel Office advised us that the former employee transferred to DHS on 8/7/93 and retired from the same dept on 2/1/12 | No |

Department of Land and Natural Resources
Overpayments as of November 30, 2015

Table 19

| <u>Name of Employee</u> | <u>Date of Over-payment</u> | <u>Gross Amount Overpaid</u> | <u>Amount Recovered</u> | <u>Balance</u> | <u>Employed Occurred > 2 Years</u> | <u>Employed Occurred < 2 Years</u> | <u>Not Employed Occurred > 2 Years</u> | <u>Not Employed Occurred < 2 Years</u> | <u>Reason for Overpayment</u> | <u>Referred to Attorney General</u> |
|-------------------------|-----------------------------|------------------------------|-------------------------|----------------|---------------------------------------|---------------------------------------|---|---|---|-------------------------------------|
| ██████████ | 8/1/92 | \$2,659.93 | | \$2,659.93 | | | 2659.93 | | Insufficient Leave Credits | No |
| ██████████ | 2/1/92 | \$823.26 | | \$823.26 | | | 823.26 | | Insufficient Leave Credits | No |
| ██████████ | 1/1/91 | \$1,469.40 | | \$1,469.40 | | | 1469.4 | | Insufficient Leave Credits/Recovery Procedures Sent to the Division | No |
| ██████████ (2) | 3/1/89 | \$5,573.26 | | \$5,573.26 | | | 5573.26 | | Insufficient Leave Credits & Workers Compensation | No |
| ██████████ | 1/1/85 | \$1,771.32 | | \$1,771.32 | | | 1771.32 | | Insufficient Leave Credits | No |

Department of Land and Natural Resources
Active Contracts as of December 1, 2015

Table 20

| Prog ID | MOF | Amount | Frequency (M/A/O) | Max Value | Outstanding Balance | Date Executed | Term of Contract | | | Entity | Contract Description | Explanation of How Contract is Monitored | POS Y/N | Category E/L/P/C/G/S |
|---------|-----|---------|----------------------|-----------|------------------------|--------------------|------------------|---------|---------------------------|---|--|---|------------|-------------------------|
| | | | | | | | From | To | | | | | | |
| LNR101 | B | 25,450 | O | 134,951 | 109,502 | 9/16/04 | 9/16/04 | 6/30/14 | ALLIANCE CONTRACTING, LLC | DEMOLITION, DEBRIS LOADING, HAULING & DISPOSAL AT TMK:3-4- 15:27, PALOLO | Engineering Division monitors progress and verifies invoice for payment | N | S | |
| LNR101 | B | 0 | O | 6,750 | 6,750 | 9/16/04 | 9/16/04 | | ALLIANCE CONTRACTING, LLC | DEMOLITION, DEBRIS LOADING, HAULING & DISPOSAL AT TMK:3-4- 15:27, PALOLO | Engineering Division monitors progress and verifies invoice for payment | N | S | |
| LNR101 | B | 0 | O | 10,000 | 10,000 | 9/16/04 | 9/16/04 | | ALLIANCE CONTRACTING, LLC | DEMOLITION, DEBRIS LOADING, HAULING & DISPOSAL AT TMK:3-4- 15:27, PALOLO | Engineering Division monitors progress and verifies invoice for payment | N | S | |
| LNR101 | B | 0 | O | 4,899 | 4,899 | 9/16/04 | 9/16/04 | | ALLIANCE CONTRACTING, LLC | DEMOLITION, DEBRIS LOADING, HAULING & DISPOSAL AT TMK:3-4- 15:27, PALOLO | Engineering Division monitors progress and verifies invoice for payment | N | S | |
| LNR101 | B | 0 | O | 38,299 | 38,299 | 9/16/04 | 9/16/04 | | ALLIANCE CONTRACTING, LLC | DEMOLITION, DEBRIS LOADING, HAULING & DISPOSAL AT TMK:3-4- 15:27, PALOLO | Engineering Division monitors progress and verifies invoice for payment | N | S | |
| LNR101 | B | 22,960 | O | 24,023 | 1,063 | CONTRACT COMPLETED | | | BUREAU VERITAS NORTH AME | PESTICIDE PLANT INTERM REMEDATION-EWA, OAHU & KEKAHA, KAUAI | ENG IS PROCESSING DOCUMENTS TO CLOSE CONTRACT | N | S | |
| LNR101 | B | 127,422 | O | 157,103 | 29,681 | CONTRACT COMPLETED | | | PBR HAWAII | MANA QUARRY INDUSTRIAL PARK JOB NO 500BH34A 2 OPTIONS TO EXTEND FOR | (LAND DIVISION TO PROCESS CONTRACT CLOSE) | N | S | |
| LNR101 | B | 140,353 | O | 150,000 | 9,647 | 3/16/09 | 3/15/09 | 3/31/17 | FUKUNAGA & ASSOCIATES, IN | SWPP UPDATE: JOB#J41BS17A OPT TO EXTEND 3-24 MOS. | Engineering Division monitors progress and verifies invoice for payment | N | S | |
| LNR101 | B | 0 | O | 500,000 | 500,000 | 6/22/10 | 5/15/15 | 6/22/16 | HAWAIIAN ISLANDS LAND TRU | LAND ACQUISITION OF CONSERVATION EASEMENT OVER ABOUT 107.73 ACRES AHUPUA | Contractor works with staff to complete due diligence checklist | N | S | |
| LNR101 | B | 0 | O | 1,500,000 | 1,500,000 | 2/9/12 | 1/30/15 | 2/9/16 | NORTH SHORE COMMUNITY L | LAND ACQUISITION OF A CONSERVATION EASEMENT FOR THE PROTECTION OF | Contractor works with staff to complete due diligence checklist | N | S | |
| LNR101 | B | 0 | O | 621,245 | 621,245 | 2/4/13 | 1/20/15 | 2/4/16 | COUNTY OF HAWAII | LAND ACQUISITION OF ABOUT 3127.95 ACRES IN KAU, ISLAND OF HAWAII FOR THE | Contractor works with staff to complete due diligence checklist | N | S | |
| LNR101 | B | 220,088 | Quarterly | 220,937 | 849 | 1/24/13 | 1/24/13 | 1/23/15 | AMEC ENVIRONMENT & | ENVIRONMENTAL SVCS TO REMEIDATE LEAD PELLET CONTAMINATION FOUND ON STATE | Regular meeting with the consultant and onsite inspection of the services provided. | Y | S | |
| LNR101 | B | 0 | O | 4,916 | 4,916 | 9/9/13 | 9/9/13 | 9/7/16 | OHATA CHUN YUEN LLP | AUDIT SVCES FOR THE FISCAL YEAR ENDING JUNE 30, 2013 | Fiscal Office monitors progress and verifies invoice for payment | N | S | |

Department of Land and Natural Resources
Active Contracts as of December 1, 2015

Table 20

| Prog ID | MOF | Amount | Frequency (M/A/O) | Max Value | Outstanding Balance | Term of Contract | | | Entity | Contract Description | Explanation of How Contract is Monitored | POS Y/N | Category E/L/P/C/G/S |
|---------|-----|---------|----------------------|-----------|------------------------|------------------|----------|----------|---------------------------|---|---|------------|-------------------------|
| | | | | | | Date Executed | From | To | | | | | |
| LNR101 | B | 0 | O | 900,000 | 900,000 | 10/14/14 | 10/14/14 | 10/14/16 | KOKUA KALIHI VALLEY | LAND ACQUISITION OF 11.44 ACRES, MORE OR LESS IN HONOLULU | Contractor works with staff to complete due diligence checklist | N | S |
| LNR101 | B | 122,974 | O | 247,983 | 125,009 | 2/17/15 | 2/17/15 | 12/31/18 | ERSKINE ARCHITECTS, INC. | ARCHITECTURAL & ENGINEERING CONSULTATION SVCS FOR EXPIRING STATE LEASES | Engineering Division monitors progress and verifies invoice for payment | N | S |
| LNR101 | B | 0 | O | 3,000,000 | 3,000,000 | 12/29/14 | 12/29/16 | 12/29/16 | ALOHA KUAMO'O 'AINA | LEGACY LAND CONSERVATION PROGRAM (KUAMO'O) | Contractor works with staff to complete due diligence checklist | N | S |
| LNR101 | B | 0 | O | 350,000 | 350,000 | 3/20/15 | 3/20/15 | 3/20/17 | KA HULI O HALOA | LEGACY LAND CONSERVATION PROGRAM(KOOLAUPOKO) | Contractor works with staff to complete due diligence checklist | N | S |
| LNR101 | B | 19,141 | O | 157,755 | 138,614 | 5/18/15 | 6/8/15 | 6/30/17 | TOWILL, R. M. CORPORATION | STRATEGIC MASTER DEVELOPMENT PLAN FOR EAST KAPOLEI LANDS, TMK(1)9-1-016: | Progress meetings and deliverables | Y | S |
| LNR101 | B | 95,241 | M | 313,948 | 218,706 | 6/10/15 | 6/29/15 | 1/15/16 | OCEANIT LABORATORIES, INC | CONSULTING SVCS FOR A LAND MANAGEMENT SYSTEM REDESIGN REQUIREMENTS, | Weekly meeting between the consultant and the project team. | Y | S |
| LNR101 | B | 0 | O | 346,116 | 346,116 | 6/17/15 | 6/17/15 | 12/31/19 | SEA ENGINEERING, INC. | KAANAPALI BEACH RESTORATION AND BERM ENHANCEMENT, KAA NAPALI, MAUI, HAWAI | Engineering Division monitors progress and verifies invoice for payment | N | S |
| LNR101 | B | 0 | O | 50,000 | 50,000 | 6/17/15 | 6/17/15 | 12/31/19 | SEA ENGINEERING, INC. | KAANAPALI BEACH RESTORATION AND BERM ENHANCEMENT, KAA NAPALI, MAUI, HAWAI | Engineering Division monitors progress and verifies invoice for payment | N | S |
| LNR101 | B | 0 | O | 1,000,000 | 1,000,000 | 11/10/15 | 11/10/15 | 11/10/17 | LIVABLE HAWAII KAI HUI | LEGACY LAND CONSERVATION PROGRAM (KO'OLAUPOKO, OAHU) | Contractor works with staff to complete due diligence checklist | N | S |
| LNR101 | R | 0 | O | 346,116 | 346,116 | 6/17/15 | 6/17/15 | 12/31/19 | SEA ENGINEERING, INC. | KAANAPALI BEACH RESTORATION AND BERM ENHANCEMENT, KAA NAPALI, MAUI, HAWAI | Engineering Division monitors progress and verifies invoice for payment | N | S |
| LNR101 | R | 0 | O | 50,000 | 50,000 | 6/17/15 | 6/17/15 | 12/31/19 | SEA ENGINEERING, INC. | KAANAPALI BEACH RESTORATION AND BERM ENHANCEMENT, KAA NAPALI, MAUI, HAWAI | Engineering Division monitors progress and verifies invoice for payment | N | S |
| LNR111 | B | 0 | | 2,521 | 2,521 | 9/9/13 | 7/1/15 | 6/30/16 | OHATA CHUN YUEN LLP | AUDIT SERVICES FOR THE FISCAL YEAR ENDING JUNE 30, 2013 | Fiscal Monitors Progress | N | S |
| LNR141 | B | 0 | | 431 | 431 | 9/9/13 | 7/1/15 | 6/30/16 | OHATA CHUN YUEN LLP | AUDIT SERVICES FOR THE FISCAL YEAR ENDING JUNE 30, 2013 | Fiscal Office monitors progress and verifies invoice for payment | N | S |
| LNR141 | B | 86,483 | O | 200,000 | 113,517 | 5/22/14 | 5/15/14 | 12/31/16 | BROWN AND CALDWELL | TECHNICAL ASSISTANCE & ADVISORY SVCS RELATED TO GEOTHERMAL RESOURCES | ENGINEERING DIVISION MONITORS PROGRESS AND VERIFIES INVOICE FOR PAYMENT | N | S |

Department of Land and Natural Resources
Active Contracts as of December 1, 2015

Table 20

| Prog ID | MOF | Amount | Frequency (M/A/O) | Max Value | Outstanding Balance | Term of Contract | | | Entity | Contract Description | Explanation of How Contract is Monitored | POS Y/N | Category E/L/P/C/G/S |
|---------|-----|--------|----------------------|-----------|------------------------|------------------|----------|----------|-------------------------|--|---|------------|-------------------------|
| | | | | | | Date Executed | From | To | | | | | |
| LNR141 | B | 18,865 | O | 75,750 | 56,885 | 2/10/15 | 2/1/15 | 12/31/17 | GEOTHERMEX, INC. | TECHNICAL ASSISTANCE & ADVISORY SERVICES RELATED TO GEOTHERMAL RESOURCES | ENGINEERING DIVISION MONITORS PROGRESS AND VERIFIES INVOICE FOR PAYMENT | N | S |
| LNR153 | B | 0 | M | 20,000 | 20,000 | 07/01/15 | 07/01/15 | 06/30/16 | UNIVERSITY OF HAWAII | COLLABORATIVE ADMINISTRATION OF THE HAWAII FISH AGGREGATING DEVICE | Project leader monitors daily work/activities, submits yearly report; DAR Program Manager & Federal Aid Coordinator provide general oversight, Fiscal/Admin Facilitator & Accountant review invoices, Administrator approves payment, Accountant processes invoice. | Y | S |
| LNR153 | B | 72,122 | M | 93,750 | 21,628 | 07/01/15 | 07/01/15 | 06/30/16 | RESEARCH CORPORATION OF | HAWAII MARINE RECREATIONAL FISHING SURVEY | Project leader monitors daily work/activities, submits yearly report; DAR Program Manager & Federal Aid Coordinator provide general oversight, Fiscal/Admin Facilitator & Accountant review invoices, Administrator approves payment, Accountant processes invoice. | Y | S |
| LNR153 | B | 14,439 | M | 44,250 | 29,811 | 07/01/15 | 07/01/15 | 06/30/16 | RESEARCH CORPORATION OF | HAWAII MARINE RECREATIONAL FISHING SURVEY | Project leader monitors daily work/activities, submits yearly report; DAR Program Manager & Federal Aid Coordinator provide general oversight, Fiscal/Admin Facilitator & Accountant review invoices, Administrator approves payment, Accountant processes invoice. | Y | S |
| LNR153 | B | 0 | M | 3,000 | 3,000 | 07/01/15 | 07/01/15 | 06/30/16 | RESEARCH CORPORATION OF | HAWAII MARINE RECREATIONAL FISHING SURVEY | Project leader monitors daily work/activities, submits yearly report; DAR Program Manager & Federal Aid Coordinator provide general oversight, Fiscal/Admin Facilitator & Accountant review invoices, Administrator approves payment, Accountant processes invoice. | Y | S |

Department of Land and Natural Resources
Active Contracts as of December 1, 2015

Table 20

| Prog ID | MOF | Amount | Frequency (M/A/O) | Max Value | Outstanding Balance | Term of Contract | | | Entity | Contract Description | Explanation of How Contract is Monitored | POS Y/N | Category E/L/P/C/G/S |
|---------|-----|---------|----------------------|-----------|------------------------|------------------|----------|----------|-------------------------|--|---|------------|-------------------------|
| | | | | | | Date Executed | From | To | | | | | |
| LNR153 | B | 14,715 | M | 93,750 | 79,035 | 07/01/15 | 07/01/15 | 06/30/16 | RESEARCH CORPORATION OF | HAWAII MARINE RECREATIONAL FISHING SURVEY | Project leader monitors daily work/activities, submits yearly report; DAR Program Manager & Federal Aid Coordinator provide general oversight, Fiscal/Admin Facilitator & Accountant review invoices, Administrator approves payment, Accountant processes invoice. | Y | S |
| LNR153 | B | 0 | O | 2,256 | 2,256 | | | | OHATA CHUN YUEN LLP | AUDIT SERVICES FOR THE FISCAL YEAR ENDING JUNE 30, 2013 | | | |
| LNR153 | B | 14,715 | M | 93,750 | 79,035 | 07/01/15 | 07/01/15 | 06/30/16 | RESEARCH CORPORATION OF | HAWAII MARINE RECREATIONAL FISHING SURVEY | Project leader monitors daily work/activities, submits yearly report; DAR Program Manager & Federal Aid Coordinator provide general oversight, Fiscal/Admin Facilitator & Accountant review invoices, Administrator approves payment, Accountant processes invoice. | Y | S |
| LNR153 | N | 329,461 | M | 330,000 | 539 | 07/01/15 | 07/01/15 | 06/30/16 | UNIVERSITY OF HAWAII | COLLABORATIVE ADMINISTRATION OF THE HAWAII FISH AGGREGATING DEVICE | Project leader monitors daily work/activities, submits yearly report; DAR Program Manager & Federal Aid Coordinator provide general oversight, Fiscal/Admin Facilitator & Accountant review invoices, Administrator approves payment, Accountant processes invoice. | Y | S |
| LNR153 | N | 324,924 | M | 330,000 | 5,076 | 07/01/15 | 07/01/15 | 06/30/16 | UNIVERSITY OF HAWAII | COLLABORATIVE ADMINISTRATION OF THE HAWAII FISH AGGREGATING DEVICE | Project leader monitors daily work/activities, submits yearly report; DAR Program Manager & Federal Aid Coordinator provide general oversight, Fiscal/Admin Facilitator & Accountant review invoices, Administrator approves payment, Accountant processes invoice. | Y | S |

Department of Land and Natural Resources
Active Contracts as of December 1, 2015

Table 20

| Prog ID | MOF | Amount | Frequency (M/A/O) | Max Value | Outstanding Balance | Term of Contract | | | Entity | Contract Description | Explanation of How Contract is Monitored | POS Y/N | Category E/L/P/C/G/S |
|---------|-----|---------|----------------------|-----------|------------------------|------------------|----------|----------|---------------------------|--|---|------------|-------------------------|
| | | | | | | Date Executed | From | To | | | | | |
| LNR153 | N | 329,675 | M | 330,000 | 325 | 07/01/15 | 07/01/15 | 06/30/16 | UNIVERSITY OF HAWAII | COLLABORATIVE ADMINISTRATION OF THE HAWAII FISH AGGREGATING DEVICE | Project leader monitors daily work/activities, submits yearly report; DAR Program Manager & Federal Aid Coordinator provide general oversight, Fiscal/Admin Facilitator & Accountant review invoices, Administrator approves payment, Accountant processes invoice. | Y | S |
| LNR153 | N | 314,010 | M | 330,000 | 15,990 | 07/01/15 | 07/01/15 | 06/30/16 | UNIVERSITY OF HAWAII | COLLABORATIVE ADMINISTRATION OF THE HAWAII FISH AGGREGATING DEVICE | Project leader monitors daily work/activities, submits yearly report; DAR Program Manager & Federal Aid Coordinator provide general oversight, Fiscal/Admin Facilitator & Accountant review invoices, Administrator approves payment, Accountant processes invoice. | Y | S |
| LNR153 | N | 20,318 | M | 330,000 | 309,682 | 07/01/15 | 07/01/15 | 06/30/16 | UNIVERSITY OF HAWAII | COLLABORATIVE ADMINISTRATION OF THE HAWAII FISH AGGREGATING DEVICE | Project leader monitors daily work/activities, submits yearly report; DAR Program Manager & Federal Aid Coordinator provide general oversight, Fiscal/Admin Facilitator & Accountant review invoices, Administrator approves payment, Accountant processes invoice. | Y | S |
| LNR172 | A | 0 | Q | 14,000 | 14,000 | 11/28/14 | 12/01/14 | 11/30/15 | KUPU | MANAGE & COORDINATE THE YOUTH CONSERVATION CORPS RFP#YCC-14 | Program Managers monitors progress and verifies invoice for payment | N | |
| LNR172 | A | 53,836 | Q | 96,905 | 43,069 | 04/24/15 | 04/24/15 | 06/08/16 | MALAMA O PUNA | KEAUOHANA FOREST RESERVE RESTORATION | Program Managers monitors progress and verifies invoice for payment | N | |
| LNR172 | B | 22,273 | O | 64,217 | 41,944 | 06/09/05 | 07/01/13 | 06/30/16 | NEAULANI INC. | FOREST STEWARDSHIP OF OLA HONUA FOR FY 2005 TOTAL CONTRACT AMT FOR 10 YR | Program Managers monitors progress and verifies invoice for payment | N | |
| LNR172 | B | 0 | O | 24,472 | 24,472 | 04/14/08 | 07/01/15 | 06/30/16 | KOKUA KALIHI VALLEY | KOKUA KALIHI VALLERY FOREST STEWARDSHIP PROJECT | Program Managers monitors progress and verifies invoice for payment | N | |
| LNR172 | B | 31,862 | O | 36,590 | 4,728 | 11/25/08 | 11/03/08 | 06/30/23 | MAUI LAND & PINEAPPLE CON | HONOLUA WAO KELE FOREST STEWARDSHIP PROJECT; MULTI-TERM CONTRACT FOR | Program Managers monitors progress and verifies invoice for payment | N | |

Department of Land and Natural Resources
Active Contracts as of December 1, 2015

Table 20

| Prog ID | MOF | Amount | Frequency (M/A/O) | Max Value | Outstanding Balance | Term of Contract | | | Entity | Contract Description | Explanation of How Contract is Monitored | POS Y/N | Category E/L/P/C/G/S |
|---------|-----|--------|----------------------|-----------|------------------------|------------------|----------|----------|---------------------------|--|---|------------|-------------------------|
| | | | | | | Date Executed | From | To | | | | | |
| LNR172 | B | 0 | O | 37,490 | 37,490 | 11/25/08 | 11/03/08 | 06/30/23 | MAUI LAND & PINEAPPLE CO | HONOLUA WAO KELE FOREST STEWARDSHIP PROJECT; MULTI-TERM CONTRACT FOR | Program Managers monitors progress and verifies invoice for payment | N | S |
| LNR172 | B | 0 | O | 38,390 | 38,390 | 11/25/08 | 11/03/08 | 06/30/23 | MAUI LAND & PINEAPPLE CO | HONOLUA WAO KELE FOREST STEWARDSHIP PROJECT; MULTI-TERM CONTRACT FOR | Program Managers monitors progress and verifies invoice for payment | N | S |
| LNR172 | B | 0 | O | 39,290 | 39,290 | 11/25/08 | 11/03/08 | 06/30/23 | MAUI LAND & PINEAPPLE CO | HONOLUA WAO KELE FOREST STEWARDSHIP PROJECT; MULTI-TERM CONTRACT FOR | Program Managers monitors progress and verifies invoice for payment | N | S |
| LNR172 | B | 0 | O | 40,190 | 40,190 | 11/25/08 | 11/03/08 | 06/30/23 | MAUI LAND & PINEAPPLE CO | HONOLUA WAO KELE FOREST STEWARDSHIP PROJECT; MULTI-TERM CONTRACT FOR | Program Managers monitors progress and verifies invoice for payment | N | S |
| LNR172 | B | 20,494 | O | 41,982 | 21,487 | 11/04/09 | 07/01/14 | 06/30/15 | WAIKOLOA DRY FOREST INITI | MANAGE THE NATURAL RESOURCES OF THE 275 ACRES OF THE WAIKOLOA DRY FOREST | Program Managers monitors progress and verifies invoice for payment | N | S |
| LNR172 | B | 0 | O | 41,982 | 41,982 | 11/04/09 | 07/01/15 | 06/30/16 | WAIKOLOA DRY FOREST INITI | MANAGE THE NATURAL RESOURCES OF THE 275 ACRES OF THE WAIKOLOA DRY FOREST | Program Managers monitors progress and verifies invoice for payment | N | S |
| LNR172 | B | 32,250 | O | 41,250 | 9,000 | 05/04/12 | 07/01/14 | 06/30/15 | HUI KU MAOLI OLA LLC | FOREST STEWARDSHIP AGREEMENT TO IMPLEMENT APPROVED FOREST STEWARDSHIP | Program Managers monitors progress and verifies invoice for payment | N | S |
| LNR172 | B | 0 | O | 31,250 | 31,250 | 05/04/12 | 07/01/15 | 06/30/16 | HUI KU MAOLI OLA LLC | FOREST STEWARDSHIP AGREEMENT TO IMPLEMENT APPROVED FOREST STEWARDSHIP | Program Managers monitors progress and verifies invoice for payment | N | S |
| LNR172 | B | 2,005 | O | 2,225 | 220 | 03/12/13 | 03/15/13 | 06/30/14 | INABA ENGINEERING INC. | SURVEYING & MARKING PORTIONS OF KAUU FOREST RESERVE BOUNDARY & ADJACENT | Program Managers monitors progress and verifies invoice for payment | N | S |
| LNR172 | B | 0 | O | 1,669 | 1,669 | 04/08/13 | 12/31/12 | 06/30/13 | ROCK'N H FENCING LLC | INSTALL UNGULATE PROOF FENCING ON LEEWARD HALEAKALA, MAUI | Program Managers monitors progress and verifies invoice for payment | N | S |
| LNR172 | B | 0 | O | 3,019 | 3,019 | 09/09/13 | 07/01/15 | 06/30/16 | OHATA CHUN YUEN LLP | AUDIT SERVICES FOR THE FISCAL YEAR ENDING JUNE 30, 2013 | Program Managers monitors progress and verifies invoice for payment | N | S |
| LNR172 | B | 62 | M | 20,000 | 19,938 | 02/21/14 | 04/01/15 | 03/31/16 | 1955 MAIN STREET MGMT LL | LEASE#75-23-0600 FOR 1955 MAIN ST STE 301,400 DLNR-FORESTRY & WILD LIFE- | Program Managers monitors progress and verifies invoice for payment | N | S |
| LNR172 | B | 3,136 | O | 22,748 | 19,611 | 04/15/14 | 07/01/14 | 06/30/15 | SAIVA SIDDHANTA CHURCH | MANAGEMENT OF THE SAIVA SIDDHANTA CHURCH FOREST STEWARDSHIP PROJECT AREA | Program Managers monitors progress and verifies invoice for payment | N | S |
| LNR172 | B | 0 | O | 23,178 | 23,178 | 04/15/14 | 07/01/15 | 06/30/16 | SAIVA SIDDHANTA CHURCH | MANAGEMENT OF THE SAIVA SIDDHANTA CHURCH FOREST STEWARDSHIP PROJECT AREA | Program Managers monitors progress and verifies invoice for payment | N | S |

Department of Land and Natural Resources
Active Contracts as of December 1, 2015

Table 20

| Prog ID | MOF | Amount | Frequency (M/A/O) | Max Value | Outstanding Balance | Term of Contract | | | Entity | Contract Description | Explanation of How Contract is Monitored | POS Y/N | Category E/L/P/C/G/S |
|---------|-----|---------|----------------------|-----------|------------------------|------------------|----------|----------|---------------------------|--|---|------------|-------------------------|
| | | | | | | Date Executed | From | To | | | | | |
| LNR172 | B | 16,157 | O | 22,357 | 6,200 | 04/24/14 | 04/22/14 | 06/30/14 | KAUPAKUEA ORCHARDS LLC | MANAGEMENT OF THE KAUPAKUEA ORCHARDS LLC FOREST STEWARDSHIP PROJECT AREA | Program Managers monitors progress and verifies invoice for payment | N | S |
| LNR172 | B | 0 | O | 19,650 | 19,650 | 04/24/14 | 07/01/14 | 06/30/15 | KAUPAKUEA ORCHARDS LLC | MANAGEMENT OF THE KAUPAKUEA ORCHARDS LLC FOREST STEWARDSHIP PROJECT AREA | Program Managers monitors progress and verifies invoice for payment | N | S |
| LNR172 | B | 0 | O | 19,821 | 19,821 | 04/24/14 | 07/01/15 | 06/30/16 | KAUPAKUEA ORCHARDS LLC | MANAGEMENT OF THE KAUPAKUEA ORCHARDS LLC FOREST STEWARDSHIP PROJECT AREA | Program Managers monitors progress and verifies invoice for payment | N | S |
| LNR172 | P | 40,761 | O | 218,220 | 177,459 | 07/19/15 | 07/19/15 | 07/18/16 | FRIENDS OF HAWAII'S URBAN | MANAGEMENT & COORDINATION OF THE KAULUNANI, RUBAN & COMMUNITY FORESTY | Program Managers monitors progress and verifies invoice for payment | Y | G |
| LNR401 | A | 0 | M | 14,000 | 14,000 | 07/01/15 | 07/01/15 | 06/30/16 | RESEARCH CORPORATION OF | MAUI/OAHU MARINE RESOURCES ASSESSMENT. | Project leader monitors daily work/activities, submits yearly report; DAR Program Manager & Federal Aid Coordinator provide general oversight, Fiscal/Admin Facilitator & Accountant review invoices, Administrator approves payment, Accountant processes invoice. | Y | G |
| LNR401 | N | 368,267 | M | 404,000 | 35,733 | 07/01/15 | 07/01/15 | 06/30/16 | RESEARCH CORPORATION OF | INVESTIGATION OF ESTUARINE HABITATS | Project leader monitors daily work/activities, submits yearly report; DAR Program Manager & Federal Aid Coordinator provide general oversight, Fiscal/Admin Facilitator & Accountant review invoices, Administrator approves payment, Accountant processes invoice. | Y | S |

Department of Land and Natural Resources
Active Contracts as of December 1, 2015

Table 20

| Prog ID | MOF | Amount | Frequency (M/A/O) | Max Value | Outstanding Balance | Term of Contract | | Entity | Contract Description | Explanation of How Contract is Monitored | POS Y/N | Category E/L/P/C/G/S | |
|---------|-----|--------|----------------------|-----------|------------------------|------------------|----------|----------|-------------------------|---|---|-------------------------|----|
| | | | | | | Date Executed | From | | | | | | To |
| LNR401 | N | 57,816 | M | 65,000 | 7,184 | 07/01/15 | 07/01/15 | 06/30/16 | RESEARCH CORPORATION OF | INVESTIGATION OF ESTUARINE HABITATS | Project leader monitors daily work/activities, submits yearly report; DAR Program Manager & Federal Aid Coordinator provide general oversight, Fiscal/Admin Facilitator & Accountant review invoices, Administrator approves payment, Accountant processes invoice. | Y | S |
| LNR401 | N | 0 | M | 425,500 | 425,500 | 07/01/15 | 07/01/15 | 06/30/16 | RESEARCH CORPORATION OF | INVESTIGATION OF ESTUARINE HABITATS | Project leader monitors daily work/activities, submits yearly report; DAR Program Manager & Federal Aid Coordinator provide general oversight, Fiscal/Admin Facilitator & Accountant review invoices, Administrator approves payment, Accountant processes invoice. | Y | S |
| LNR401 | N | 0 | M | 109,500 | 109,500 | 07/01/15 | 07/01/15 | 06/30/16 | RESEARCH CORPORATION OF | INVESTIGATION OF ESTUARINE HABITATS | Project leader monitors daily work/activities, submits yearly report; DAR Program Manager & Federal Aid Coordinator provide general oversight, Fiscal/Admin Facilitator & Accountant review invoices, Administrator approves payment, Accountant processes invoice. | Y | S |
| LNR401 | N | 0 | M | 82,000 | 82,000 | 07/01/15 | 07/01/15 | 06/30/16 | RESEARCH CORPORATION OF | INVESTIGATION OF ESTUARINE HABITATS | Project leader monitors daily work/activities, submits yearly report; DAR Program Manager & Federal Aid Coordinator provide general oversight, Fiscal/Admin Facilitator & Accountant review invoices, Administrator approves payment, Accountant processes invoice. | Y | S |

Department of Land and Natural Resources
Active Contracts as of December 1, 2015

Table 20

| Prog ID | MOF | Amount | Frequency (M/A/O) | Max Value | Outstanding Balance | Term of Contract | | | Entity | Contract Description | Explanation of How Contract is Monitored | POS Y/N | Category E/L/P/C/G/S |
|---------|-----|---------|----------------------|-----------|------------------------|------------------|------------|------------|--------------------------------|---|---|------------|-------------------------|
| | | | | | | Date Executed | From | To | | | | | |
| LNR401 | P | 43,316 | M | 280,000 | 236,684 | 07/01/15 | 07/01/15 | 06/30/16 | RESEARCH CORPORATION OF HAWAII | HAWAII MARINE RECREATIONAL FISHING SURVEY | Project leader monitors daily work/activities, submits yearly report; DAR Program Manager & Federal Aid Coordinator provide general oversight, Fiscal/Admin Facilitator & Accountant review invoices, Administrator approves payment, Accountant processes invoice. | Y | S |
| LNR401 | T | 16,050 | O | 25,000 | 8,950 | 10/10/2012 | 10/15/2012 | 10/14/2016 | DOUGLAS ENGINEERING PACIFIC | ANUENUE FISHERIES RESEARCH CENTER MAINTENANCE AND ELECTRICAL UPGRADES, | Engineering Division Monitors Progress and verifies invoice for payment | N | S |
| LNR401 | T | 240,073 | | 250,000 | 9,927 | | | | AECOS, INC. | FOR SERVICES RENDERED IN CONNECTION WITH THE MOLASSES SPILL IN HONOLULU | Project leader monitors daily work/activities. | | |
| LNR402 | A | 37,240 | O | 37,400 | 160 | 9/27/2005 | | | UNIVERSITY OF HAWAII AT HILO | DEVELOP & IMPLEMENT A SYSTEM FOR DETECTION & ASSESSMENT OF NEW & | Program Managers monitors progress and verifies invoice for payment | | |
| LNR402 | A | 14,598 | O | 16,000 | 1,402 | 9/17/2008 | | | UNIVERSITY OF HAWAII | DEVELOPING A DATABASE FOR THE HI PACIFIC WEED RISK ASSESSMENT SYSTEM | Program Managers monitors progress and verifies invoice for payment | | |
| LNR402 | A | 74,991 | O | 75,000 | 9 | 10/17/2008 | | | UNIVERSITY OF HAWAII | OVERCOMING SITE LIMITATIONS IN THE CONTROL OF COQUI FROG POPULATIONS; | Program Managers monitors progress and verifies invoice for payment | | |
| LNR402 | A | 0 | O | 4,466 | 4,466 | 09/09/13 | 07/01/15 | 06/30/16 | OHATA CHUN YUEN LLP | AUDIT SERVICES FOR THE FISCAL YEAR ENDING JUNE 30, 2013 | Program Managers monitors progress and verifies invoice for payment | | |
| LNR402 | B | 20,407 | O | 22,675 | 2,268 | 6/30/2005 | | | LEILANI NURSERY, INC. | RESEARCH TO IMPROVE MANAGEMENT & CONTROL OF ALIEN INVASIVE SPECIES. | Program Managers monitors progress and verifies invoice for payment | | |
| LNR402 | B | 41,250 | O | 82,500 | 41,250 | 4/16/2009 | | | EASTERN MENNONITE UNIVERSITY | CHEMICAL ECOLOGY OF THE LITTLE FIRE ANT FOR DETECTION DELIMITATION & | Program Managers monitors progress and verifies invoice for payment | | |
| LNR402 | B | 20,810 | O | 41,620 | 20,810 | 08/17/09 | 08/17/09 | 05/01/13 | TRI-ISLE RESOURCE CONSERVATION | APPLYING STATE OF ART REMOTE SENSING TECHNOLOGY TO INVASIVE SPECIES MANAG | Program Managers monitors progress and verifies invoice for payment | | |
| LNR402 | B | 116,874 | O | 149,900 | 33,026 | 02/10/15 | 02/10/15 | 12/31/15 | HARVEY, H. T. & ASSOCIATES | TO UPDATE THE STATE WILDLIFE ACTION PLAN & FOREST ACTION PLAN FOR THE | Program Managers monitors progress and verifies invoice for payment | | |

Department of Land and Natural Resources
Active Contracts as of December 1, 2015

Table 20

| Prog ID | MOF | Amount | Frequency (M/A/O) | Max Value | Outstanding Balance | Term of Contract | | | Entity | Contract Description | Explanation of How Contract is Monitored | POS Y/N | Category E/L/P/C/G/S |
|---------|-----|---------|-----------------------------|-----------|------------------------|------------------|-----------|-----------|----------------------------|--|---|------------|-------------------------|
| | | | | | | Date Executed | From | To | | | | | |
| LNR402 | N | 152,276 | O | 160,425 | 8,149 | 1/9/2006 | | | PONO PACIFIC LAND MANAGE | FY 2006 ENCUMBRANCE YCC PROGRAM MANAGEMENT 03AFHHI001. | Program Managers monitors progress and verifies invoice for payment | | |
| LNR402 | N | 16,568 | O | 20,000 | 3,432 | 11/26/12 | 11/26/12 | 06/30/14 | TRI-ISLE RESOURCE CONSERV | LEEWARD HALEAKALA WATERSHED WP 13- IMPLEMENTATION OF WATERSHED | Program Managers monitors progress and verifies invoice for payment | | |
| LNR402 | N | 466,169 | O | 470,300 | 4,131 | 4/15/2013 | 3/15/2013 | 7/31/2013 | ROCK'N H FENCING LLC | INSTALL UNGULATE PROOF FENCING ON LEEWARD HALEAKALA, MAUI | Program Managers monitors progress and verifies invoice for payment | | |
| LNR402 | P | 0 | M | 450,000 | 450,000 | 07/01/14 | 07/01/15 | 6/30/16 | ZOOLOGICAL SOCIETY OF | TO OPERATE THE MAUI BIRD CONSERVATION CTRCAPTIVE PROPAGATION FACILITY | Program Managers monitors progress and verifies invoice for payment | | |
| LNR402 | P | 0 | O | 203,861 | 203,861 | 02/12/15 | 02/12/15 | 02/12/16 | HT&T HAWAII LLC | FURNISH & DELIVER 1 CONVENTIONAL CAB & CHASSIS WITH SWAP LOADER & WATER | Program Managers monitors progress and verifies invoice for payment | | |
| LNR402 | P | 0 | O | 182,478 | 182,478 | 02/20/15 | 02/20/15 | 42,420 | INTER PACIFIC MOTORS, INC. | FURNISH & DELIVER TWO(2) SUPER CAB FLAT BED TRUCKS FOR DOFAW-HILO | Program Managers monitors progress and verifies invoice for payment | | |
| LNR404 | A | 174,500 | O-Quarterly | 250,000 | 75,500 | 9-3-13 | 9-1-13 | 2-29-16 | TOWNSCAPE, INC. | UPDATE OF THE WATER RESOURCE PROTECTION PLAN. 9/1/13 - 8/31/15 | Contractor monthly meeting and progress report | N | S |
| LNR404 | A | 68,150 | O-Periodic progress billing | 120,000 | 51,850 | 6-2-14 | 6-6-14 | 9-30-15 | ELEMENT ENVIRONMENTAL, | INVESTIGATOR TO GATHER FACTS IN THE MATTER OF POAI WAI OLA & W KAUAI | Periodic progress report | N | S |
| LNR404 | A | 0 | O-Periodic progress billing | 15,000 | 15,000 | 8-13-14 | 8-15-14 | 12-31-15 | MIIKE, LAWRENCE H. | HEARINGS OFFICER FOR APPURTENANT RIGHTS CLAIMS FOR SURFACE WATER USE PER | Periodic progress report | N | S |
| LNR404 | A | 18,042 | O-Periodic progress billing | 200,000 | 181,958 | 6-15-15 | 6-22-15 | 6-22-17 | BAUER, GLENN ROLF | GROUND WATER USE REPORTING OUTREACH PROGRAM | Periodic progress report | N | S |
| LNR404 | A | 24,371 | O-Quarterly | 90,000 | 65,629 | 6-1-15 | 6-1-15 | 6-30-17 | U.S. GEOLOGICAL SURVEY | JOINT FUNDING AGREEMT BETWEEN SOH-DLNR/CWRM & USGS FOR COOPERATIVE STUDY | Quarterly progress report | N | S |
| LNR404 | A | 0 | O-Periodic progress billing | 199,437 | 199,437 | 7-31-15 | 8-27-15 | 2-28-17 | AKINAKA & ASSOCIATES, LTD. | INVESTIGATION OF THE WATER-ENERGY NEXUS IN HAWAII | Periodic progress report | N | S |
| LNR404 | A | 0 | O-Quarterly | 383,283 | 383,283 | 9-30-15 | 10-1-15 | 9-30-16 | U.S. GEOLOGICAL SURVEY | JOINT FUNDING AGREEMENT FOR STATEWIDE HYDROLOGIC DATA COLLECTION AND | Quarterly progress report | N | S |
| LNR404 | A | 0 | O-Periodic progress billing | 42,200 | 42,200 | 11-6-15 | 11-6-15 | 7-6-17 | WATER SYSTEMS OPTIMIZATI | WATER AUDIT AND LOSS CONTROL TRAINING AND WORKSHOP | Periodic progress report | N | S |
| LNR404 | B | 0 | O | 1,346 | 1,346 | 9/9/13 | 9/9/13 | 9/7/16 | OHATA CHUN YUEN LLP | AUDIT SVCES FOR THE FISCAL YEAR ENDING JUNE 30, 2013 | Fiscal Office monitors progress and verifies invoice for payment. | N | S |

Department of Land and Natural Resources
Active Contracts as of December 1, 2015

Table 20

| Prog ID | MOF | Amount | Frequency (M/A/O) | Max Value | Outstanding Balance | Term of Contract | | | Entity | Contract Description | Explanation of How Contract is Monitored | POS Y/N | Category E/L/P/C/G/S |
|---------|-----|--------|-----------------------------------|-----------|------------------------|------------------|----------|-----------|----------------------------|--|---|------------|-------------------------|
| | | | | | | Date Executed | From | To | | | | | |
| LNR404 | B | 25,340 | O-Periodic progress billing | 55,000 | 29,660 | 4-1-14 | 4-1-14 | 12-31-15 | MIIKE, LAWRENCE H. | HEARINGS OFFICER FOR THE EAST MAUI CONTESTED CASE HEARINGS | Periodic progress report | N | S |
| LNR404 | B | 5,812 | O-Periodic progress billing | 41,900 | 36,088 | 8-13-14 | 8-15-14 | 12-31-15 | MIIKE, LAWRENCE H. | HEARINGS OFFICER FOR APPURTENANT RIGHTS CLAIMS FOR SURFACE WATER USE PER | Periodic progress report | N | S |
| LNR404 | B | 0 | O-Periodic progress billing | 13,403 | 13,403 | 6-15-15 | 6-22-15 | 6-22-17 | BAUER, GLENN ROLF | GROUND WATER USE REPORTING OUTREACH PROGRAM | Periodic progress report | N | S |
| LNR404 | B | 0 | O-Quarterly | 222,200 | 222,200 | 6-1-15 | 6-1-15 | 6-30-17 | U.S. GEOLOGICAL SURVEY | JOINT FUNDING AGREEMENT BETWEEN SOH-DLNR/CWRM & USGS FOR COOPERATIVE STUDY | Quarterly progress report | N | S |
| LNR404 | B | 0 | O-Periodic progress billing | 25,000 | 25,000 | 6-1-15 | 6-15-15 | 6-15-17 | MIIKE, LAWRENCE H. | HEARINGS OFFICER FOR THE SURFACE WATER USE PERMIT APPLICATIONS & INTEGRA | Periodic progress report | N | S |
| LNR404 | B | 0 | O-Quarterly | 62,000 | 62,000 | 9-30-15 | 10-1-15 | 9-30-16 | U.S. GEOLOGICAL SURVEY | JOINT FUNDING AGREEMENT FOR STATEWIDE HYDROLOGIC DATA COLLECTION AND | Quarterly progress report | N | S |
| LNR404 | B | 0 | O-Periodic progress billing | 50,661 | 50,661 | 11-6-15 | 11-6-15 | 7-6-17 | WATER SYSTEMS OPTIMIZATION | WATER AUDIT AND LOSS CONTROL TRAINING AND WORKSHOP | Periodic progress report | N | S |
| LNR404 | T | 0 | O-Quarterly | 41,650 | 41,650 | 9-30-15 | 10-1-15 | 9-30-16 | U.S. GEOLOGICAL SURVEY | JOINT FUNDING AGREEMENT FOR STATEWIDE HYDROLOGIC DATA COLLECTION AND | Quarterly progress report | N | S |
| LNR405 | A | 0 | 0 | 4,398 | 4,398 | 9/09/13 | 7/1/2015 | 6/30/2016 | OHATA CHUN YUEN LLP | AUDIT SERVICES FOR THE FISCAL YEAR ENDING JUNE 30, 2013 | Fiscal Office monitors progress | N | S |
| LNR405 | A | 0 | | 165,488 | 165,488 | 08/04/15 | 08/04/15 | 08/04/16 | RAINBOW CHEVROLET, INC. | PURCHASE 2015 OR NEWER FOUR (4) FULL SIZE PRODUCTION MODEL VEHICLES | Division monitors progress | | |
| LNR407 | A | 0 | O | 6,913 | 6,913 | 09/09/13 | 07/01/15 | 06/30/16 | OHATA CHUN YUEN LLP | AUDIT SERVICES FOR THE FISCAL YEAR ENDING JUNE 30, 2013 | Program Managers monitors progress and verifies invoice for payment | N | S |
| LNR407 | A | 35,475 | O | 45,000 | 9,525 | 12/04/13 | 11/20/13 | 06/30/15 | HAWAIIAN SILVERSWORD | THREE MOUNTAIN ALLIANCE UPLAND FORESTED WATERSHED PROTECTION RFPW14 | Program Managers monitors progress and verifies invoice for payment | | |
| LNR407 | A | 77,262 | O | 295,000 | 217,738 | 12/20/13 | 07/01/15 | 06/30/17 | NATURE CONSERVANCY, THE | KAUAI WATERSHED ALLIANCE | Program Managers monitors progress and verifies invoice for payment | | |
| LNR407 | B | 73,721 | O | 119,795 | 46,074 | 10/01/09 | 07/01/13 | 06/30/14 | NATURE CONSERVANCY, THE | THE NATURAL AREA PARTNERSHIP @PELEKUNU PRESERVE 09/01/09 TO 06/30/10 | Program Managers monitors progress and verifies invoice for payment | N | S |

Department of Land and Natural Resources
Active Contracts as of December 1, 2015

Table 20

| Prog ID | MOF | Amount | Frequency (M/A/O) | Max Value | Outstanding Balance | Date Executed | Term of Contract | | Entity | Contract Description | Explanation of How Contract is Monitored | POS Y/N | Category E/L/P/C/G/S |
|---------|-----|---------|----------------------|-----------|------------------------|------------------|------------------|-----------|---------------------------|--|---|------------|-------------------------|
| | | | | | | | From | To | | | | | |
| LNR407 | B | 0 | O | 122,689 | 122,689 | 10/01/09 | 07/01/14 | 06/30/15 | NATURE CONSERVANCY, THE | THE NATURAL AREA PARTNERSHIP @PELEKUNU PRESERVE 09/01/09 TO 06/30/10 | Program Managers monitors progress and verifies invoice for payment | N | S |
| LNR407 | B | 55,000 | O | 140,569 | 85,569 | 11/10/09 | 7/1/2014 | 06/30/15 | NATURE CONSERVANCY, THE | FY2010 ENCUMBRANCE FOR THE NATURAL AREA PARTNERSHIP AT KUPUNAKEA PRESERV | Program Managers monitors progress and verifies invoice for payment | N | S |
| LNR407 | B | 15,615 | O | 17,350 | 1,735 | 4/27/2010 | | | TRI-ISLE RESOURCE CONSERV | LANAI FENCE MAINTENANCE & UNGULATE REMOVAL / AWARDED W/ LANAI INSTITUTE | Program Managers monitors progress and verifies invoice for payment | | |
| LNR407 | B | 94,356 | O | 100,000 | 5,644 | 4/27/2010 | | | TRI-ISLE RESOURCE CONSERV | PROTECTION & RESTORATION OF WATERSHED FORESTS ON SOUTHERN HALEAKALA RFP | Program Managers monitors progress and verifies invoice for payment | | |
| LNR407 | B | 26,441 | O | 32,650 | 6,209 | 6/14/2010 | | | LANA'I INSTITUTE FOR THE | LANAI FENCE MAINTENANCE & UNGULATE REMOVAL RFP-WPPG-10(8/3/09) | Program Managers monitors progress and verifies invoice for payment | | |
| LNR407 | B | 14,000 | O | 20,946 | 6,946 | 10/18/10 | 7/01/14 | 06/30/15 | NATURE CONSERVANCY, THE | CONSERVATION MANAGEMENT OF KANEPUU PRESERVE ON THE ISLAND OF KAUAI, MULT | Program Managers monitors progress and verifies invoice for payment | | |
| LNR407 | B | 174,848 | O | 262,274 | 87,426 | 07/26/11 | 07/01/14 | 06/30/15 | MAUI LAND & PINEAPPLE CO | FY2012 ENCUMBRANCE MULTI-TERM CONSERVATION MGMT PLAN OF PUU KUKUI | Program Managers monitors progress and verifies invoice for payment | | |
| LNR407 | B | 240,000 | O | 250,000 | 10,000 | 10/13/2011 | 7/1/2011 | 6/30/2012 | KUPU | COORDINATING & MANAGING A YEAR-LONG INTERNSHIP PROGRAM | Contract completed | | |
| LNR407 | B | 65,000 | O | 110,090 | 45,090 | 08/14/12 | 07/01/14 | 06/30/15 | NATURE CONSERVANCY, THE | FY2013 ENCUMBRANCE FOR THE NATURAL AREA PARTNERSHIP AT KA'U PRESERVE | Program Managers monitors progress and verifies invoice for payment | | |
| LNR407 | B | 14,000 | O | 48,119 | 34,119 | 08/14/12 | 07/01/14 | 06/30/15 | NATURE CONSERVANCY, THE | FY2013 ENCUMBRANCE FOR THE NATURAL AREA PARTNERSHIP AT MO'OMOMI PRESERVE | Program Managers monitors progress and verifies invoice for payment | | |
| LNR407 | B | 179,188 | O | 191,812 | 12,624 | 08/14/12 | 07/01/14 | 06/30/15 | NATURE CONSERVANCY, THE | FY2013 ENCUMBRANCE FOR THE NATURAL AREA PARTNERSHIP AT KAMAKOU PRESERVE | Program Managers monitors progress and verifies invoice for payment | | |
| LNR407 | B | 140,000 | O | 200,200 | 60,200 | 08/14/12 | 07/01/14 | 06/30/15 | NATURE CONSERVANCY, THE | FY2013 ENCUMBRANCE FOR THE NATURAL AREA PARTNERSHIP AT WAIKAMOI | Program Managers monitors progress and verifies invoice for payment | | |
| LNR407 | B | 30,000 | O | 75,000 | 45,000 | 05/7/14 | 07/01/14 | 06/30/20 | NATURE CONSERVANCY, THE | FY2015 ENCUMBRANCE FOR THE NATURAL AREA PARTNERSHIP AT WAIKAMOI PRESERVE | Program Managers monitors progress and verifies invoice for payment | | |

Department of Land and Natural Resources
Active Contracts as of December 1, 2015

Table 20

| Prog ID | MOF | Amount | Frequency (M/A/O) | Max Value | Outstanding Balance | Term of Contract | | | Entity | Contract Description | Explanation of How Contract is Monitored | POS Y/N | Category E/L/P/C/G/S |
|---------|-----|---------|----------------------|-----------|------------------------|------------------|----------|----------|---------------------------|--|---|------------|-------------------------|
| | | | | | | Date Executed | From | To | | | | | |
| LNR407 | B | 500,000 | O | 2,500,000 | 2,000,000 | 12/31/14 | 12/31/14 | 12/1/16 | EAST-WEST CENTER | HOSTING OF THE INTL UNION FOR CONSERVATION OF NATURE WORLD CONSERVATION | Program Managers monitors progress and verifies invoice for payment | | |
| LNR407 | B | 0 | O | 86,500 | 86,500 | 12/31/14 | 12/31/14 | 12/1/16 | EAST-WEST CENTER | HOSTING OF THE INTL UNION FOR CONSERVATION OF NATURE WORLD CONSERVATION | Program Managers monitors progress and verifies invoice for payment | | |
| LNR407 | B | 115,627 | M | 260,000 | 144,373 | 12/30/14 | 12/30/14 | 6/30/16 | KOHALA CENTER INC., THE | IMPLEMENTATION OF WATERSHED PARTNERSHIP MANAGEMENT PLANS(KOHALA) | Program Managers monitors progress and verifies invoice for payment | | |
| LNR407 | B | 6,795 | O | 67,953 | 61,158 | 01/09/15 | 01/09/15 | 06/30/16 | MALAMA KAHALAWAI, INC. | IMPLEMENTATION OF WATERSHED PARTNERSHIP MANAGEMENT PLANS (WEST MAUI) | Program Managers monitors progress and verifies invoice for payment | | |
| LNR407 | B | 0 | O | 290,000 | 290,000 | 02/04/15 | 02/04/15 | 06/30/16 | NATURE CONSERVANCY, THE | IMPLEMENTATION OF WATERSHED PARTNERSHIP MANAGEMENT PLANS (KAUAI WATERSHE | Program Managers monitors progress and verifies invoice for payment | | |
| LNR407 | B | 0 | O | 100,000 | 100,000 | 02/10/15 | 02/10/15 | 06/30/16 | NATURE CONSERVANCY, THE | IMPLEMENTATION OF WATERSHED PARTNERSHIP MANAGEMENT PLANS (EAST MOLOKAI | Program Managers monitors progress and verifies invoice for payment | N | L |
| LNR407 | B | 0 | O | 1,000,000 | 1,000,000 | 05/21/15 | 05/21/15 | 11/01/16 | EAST-WEST CENTER | GOODS & SVCS RELATED TO THE HOSTING OF THE IUCN WORLD CONSERVATION | Program Managers monitors progress and verifies invoice for payment | N | C |
| LNR407 | P | 0 | O | 7,500 | 7,500 | 05/10/12 | 09/21/14 | 01/21/16 | OHANASOFT LLC | TO DESIGN,CONSTRUCT,& IMPLEMENT AN ACCOUNTING & INVENTORY MANAGEMNT SYS | Program Managers monitors progress and verifies invoice for payment | N | C |
| LNR407 | V | 760,390 | | 863,451 | 103,061 | 9/21/2009 | | | KUPU | COORDINATION SVCS FOR THE STATE OF HAWAII RECOVERY YOUTH CONSERVATION | Program Managers monitors progress and verifies invoice for payment | N | C |
| LNR801 | B | 0 | M | 91,623 | 91,623 | * | * | | WILLIAMS, DON | LEASE RENT AGREEMENT NO. B-94-4 FOR PARCEL OF LAND AT MAALAEA, ISLAND | *Currently in litigation | N | N/A |
| LNR801 | B | 19,464 | O | 25,000 | 5,536 | ** | ** | | ENGINEERS-SURVEYORS HAW | STATEWIDE CORRECTIVE MAINTENANCE SURVEYING SERVICE JOB NO. 40-SB-1T | ** Contract Closed | N | L |
| LNR801 | B | 105,616 | O | 115,675 | 10,059 | ** | ** | | OCEANIT LABORATORIES, INC | MAINTENANCE DREDGING OF WAILUA RIVER, KAUAI | ** Contract Closed | N | N/A |
| LNR801 | B | 5,489 | O | 66,947 | 61,457 | ** | ** | | OCEANIT LABORATORIES, INC | MONITORING BEACH NOURISHMENT & SAND RETENTION DEVICE, MAUNALUA BAY | ** Contract Closed | N | N/A |

Department of Land and Natural Resources
Active Contracts as of December 1, 2015

Table 20

| Prog ID | MOF | Amount | Frequency (M/A/O) | Max Value | Outstanding Balance | Term of Contract | | | Entity | Contract Description | Explanation of How Contract is Monitored | POS Y/N | Category E/L/P/C/G/S |
|---------|-----|--------|----------------------|-----------|------------------------|------------------|----------|----------|------------------------|---|---|------------|-------------------------|
| | | | | | | Date Executed | From | To | | | | | |
| LNR801 | B | 0 | M | 2,052 | 2,052 | 6/1/12 | 8/30/12 | | KCOM CORP. | LEASE#91-23-0518 FOR 500 AQ FT. AT 159 KALANIKOA ST STE 103 HOLDOVER | contract has expired and property is no longer in use | N | N/A |
| LNR801 | B | 24,088 | M | 43,881 | 19,793 | 7/19/05 | | | MELIM BUILDING, LTD. | LEASE AGREEMENT NO 92-23-0372 OFC SPACE FOR THE DIV OF BOATING & OCEAN | currently on a month to month with landlord | N | S |
| LNR801 | B | 34,471 | M | 35,132 | 661 | 6/1/12 | 8/30/12 | | IMI KALA LLC | LEASE#95-23-0525 HOLD OVER CLAUSE OPT TO EXTEND 4 YR. 11MOS. | contract has expired and property is no longer in use | N | S |
| LNR801 | B | 10,716 | M | 11,000 | 284 | 8/1/11 | 10/31/11 | | WATUMULL KUKUI LLC | LEASE#94-23-0421 HOLD OVER CLAUSE MAY EXTEND 4 YR 11 MOS | contract has expired and property is no longer in use | N | S |
| LNR801 | B | 0 | M | 11,000 | 11,000 | 11/1/11 | 1/31/12 | | WATUMULL KUKUI LLC | LEASE#94-23-0421 HOLD OVER CLAUSE MAY EXTEND 4 YR 11 MOS | contract has expired and property is no longer in use | N | S |
| LNR801 | B | 70,550 | O | 100,000 | 29,450 | None stated | | 10/31/14 | OKUBO, ARNOLD T. AND | STATEWIDE STRUCTURAL ENGINEERING SVCS PROJECT#B00BS81A. | By inspection | N | S |
| LNR801 | B | 19,800 | M | 21,600 | 1,800 | 2/4/09 | 11/1/13 | 10/31/14 | PWC HAWAII CORPORATION | FURNISH JANITORIAL SERVICES FOR COMFORT STATIONS @ LAHAINA & MAALAEA | By inspection | N | S |
| LNR801 | B | 9,900 | M | 10,800 | 900 | 2/4/09 | 11/1/13 | 10/31/14 | PWC HAWAII CORPORATION | FURNISH JANITORIAL SERVICES FOR COMFORT STATIONS @ LAHAINA & MAALAEA | By inspection | N | S |
| LNR801 | B | 9,870 | M | 10,800 | 930 | 2/4/15 | 11/1/13 | 10/31/14 | PWC HAWAII CORPORATION | FURNISH JANITORIAL SERVICES FOR COMFORT STATIONS @ LAHAINA & MAALAEA | By inspection | N | S |
| LNR801 | B | 9,820 | M | 10,800 | 980 | 2/4/15 | 11/1/13 | 10/31/15 | PWC HAWAII CORPORATION | FURNISH JANITORIAL SERVICES FOR COMFORT STATIONS @ LAHAINA & MAALAEA | By inspection | N | S |
| LNR801 | B | 52,416 | M | 78,624 | 26,208 | 11/15/11 | 1/8/13 | 10/31/14 | PACIFIC WASTE INC. | FURNISH REFUSE COLLECTION SERVICE FOR VARIOUS SMALL BOAT HARBORS ON THE | By inspection | N | S |
| LNR801 | B | 91,609 | M | 92,810 | 1,202 | 11/15/11 | 1/8/13 | 10/31/14 | PACIFIC WASTE INC. | FURNISH REFUSE COLLECTION SERVICE FOR VARIOUS SMALL BOAT HARBORS ON THE | By inspection | N | S |
| LNR801 | B | 54,353 | M | 59,316 | 4,963 | 12/27/12 | 11/1/13 | 10/31/14 | PWC HAWAII CORPORATION | JANITORIAL SVCS FOR LAHAINA & MAALAEA SMALL BOAT HARBORS & MALA & KIHEI | By inspection | N | S |
| LNR801 | B | 2,678 | M | 10,710 | 8,033 | 6/5/13 | 9/9/13 | 10/31/14 | PWC HAWAII CORPORATION | FURNISHING JANITORIAL SERVICES FOR COMFORT STATIONS AT HONOKOHAU SMALL | By inspection | N | S |
| LNR801 | B | 0 | O | 7,893 | 7,893 | 9/9/13 | 9/9/13 | 9/7/16 | OHATA CHUN YUEN LLP | AUDIT SERVICES FOR THE FISCAL YEAR ENDING JUNE 30, 2013 | Fiscal office monitors progress | N | S |

Department of Land and Natural Resources
Active Contracts as of December 1, 2015

Table 20

| Prog ID | MOF | Amount | Frequency (M/A/O) | Max Value | Outstanding Balance | Term of Contract | | | Entity | Contract Description | Explanation of How Contract is Monitored | POS Y/N | Category E/L/P/C/G/S |
|---------|-----|---------|----------------------|-----------|------------------------|--------------------|---------|---------|-------------------------------|--|---|------------|-------------------------|
| | | | | | | Date Executed | From | To | | | | | |
| LNR801 | B | 27,481 | M | 52,252 | 24,771 | 9/30/13 | 10/1/14 | 9/30/15 | SUPPORT SERVICES GROUP, L | REFUSE COLLECTION SERVICE FOR SMALL BOAT HARBORS, OAHU, HI | invoice/inspection | N | S |
| LNR801 | B | 17,625 | M | 30,214 | 12,589 | 9/30/13 | 10/1/14 | 9/30/15 | SUPPORT SERVICES GROUP, L | REFUSE COLLECTION SERVICE FOR SMALL BOAT HARBORS, OAHU, HI | invoice/inspection | N | S |
| LNR801 | B | 7,134 | M | 10,071 | 2,937 | 9/30/13 | 10/1/14 | 9/30/15 | SUPPORT SERVICES GROUP, L | REFUSE COLLECTION SERVICE FOR SMALL BOAT HARBORS, OAHU, HI | invoice/inspection | N | S |
| LNR801 | B | 8,393 | M | 15,107 | 6,714 | 9/30/13 | 10/1/14 | 9/30/15 | SUPPORT SERVICES GROUP, L | REFUSE COLLECTION SERVICE FOR SMALL BOAT HARBORS, OAHU, HI | invoice/inspection | N | S |
| LNR801 | B | 5,875 | M | 10,071 | 4,196 | 9/30/13 | 10/1/14 | 9/30/15 | SUPPORT SERVICES GROUP, L | REFUSE COLLECTION SERVICE FOR SMALL BOAT HARBORS, OAHU, HI | invoice/inspection | N | S |
| LNR801 | B | 2,518 | M | 5,036 | 2,518 | 9/30/13 | 10/1/14 | 9/30/15 | SUPPORT SERVICES GROUP, L | REFUSE COLLECTION SERVICE FOR SMALL BOAT HARBORS, OAHU, HI | invoice/inspection | N | C |
| LNR801 | B | 2,518 | M | 5,036 | 2,518 | 9/30/13 | 10/1/14 | 9/30/15 | SUPPORT SERVICES GROUP, L | REFUSE COLLECTION SERVICE FOR SMALL BOAT HARBORS, OAHU, HI | invoice/inspection | N | |
| LNR801 | B | 49,338 | O | 55,496 | 6,158 | 3/11/15 | 3/12/14 | 9/12/15 | JOHNSON, H. E. CO., INC., THE | KIKIAOLA SMALL BOAT HARBOR SAND BY-PASS SYSTEM & WEST BREAKWATER REPAIR. | invoice/inspection | N | S |
| LNR801 | B | 17,295 | O | 211,364 | 194,069 | 10/1/14 | 10/1/14 | 9/30/19 | UNIVERSITY OF HAWAII | PERFORM ECOLOGICAL CORAL MITIGATION SURVEYS BEFORE & AFTER THE | Report Provided | N | S |
| LNR801 | B | 177,284 | O | 354,568 | 177,284 | 6/30/15 | 7/1/15 | | NAVATEK BOAT BUILDERS, LLC | BUILD & DELIVER TWO 22' SEA BLADE 22 LAW ENFORCEMENT VESSELS TO BE USED | Boat delivered | N | S |
| LNR801 | N | 16,468 | | 26,372 | 9,904 | 8/1/03 | | | OCEANIT LABORATORIES, INC | MONITORING BEACH NOURISHMENT & SAND RETENTION DEVICE, MAUNALUA BAY | | N | S |
| LNR801 | N | 4,298 | | 7,500 | 3,202 | CONTRACT COMPLETED | | | MITSunAGA & ASSOCIATES, II | LAHAINA BOAT HARBOR COMFORT STATION REPLACEMENT & FERRY PIER, LAHAINA, | PROCESSING CONTRACT CLOSE DOCUMENT | N | S |
| LNR801 | N | 386,350 | | 400,000 | 13,650 | CONTRACT COMPLETED | | | MITSunAGA & ASSOCIATES, II | LAHAINA BOAT HARBOR COMFORT STATION REPLACEMENT & FERRY PIER, LAHAINA, | PROCESSING CONTRACT CLOSE DOCUMENT | N | S |
| LNR801 | N | 147,489 | | 183,086 | 35,597 | CONTRACT COMPLETED | | | OCEANIT LABORATORIES, INC | KIHEI BOAT RAMP IMPR. MALA BOAT RAMP IMPROVEMENTS MAUI | PROCESSING CONTRACT CLOSE DOCUMENT | N | S |

Department of Land and Natural Resources
Active Contracts as of December 1, 2015

Table 20

| Prog ID | MOF | Amount | Frequency (M/A/O) | Max Value | Outstanding Balance | Term of Contract | | | Entity | Contract Description | Explanation of How Contract is Monitored | POS Y/N | Category E/L/P/C/G/S |
|---------|-----|---------|----------------------|-----------|------------------------|--------------------|---------|----------|---------------------------|--|---|------------|-------------------------|
| | | | | | | Date Executed | From | To | | | | | |
| LNR801 | N | 108,000 | | 113,000 | 5,000 | 3/1/10 | 3/1/10 | 12/31/12 | MANTHOS ENGINEERING LLC | WAILOA SMALL BOAT HARBOR MAINTENANCE DREDGING HILO HI & ASSESSMENT REPOR | deliverables/invoice | N | S |
| LNR801 | N | 378,664 | | 466,560 | 87,896 | CONTRACT COMPLETED | | | HAWAIIAN DREDGING CONST | MAALAEA SMALL BOAT HARBOR IMPR. FERRY SYSTEM & UTILITY AND PIER | PROCESSING CONTRACT CLOSE DOCUMENT | N | S |
| LNR801 | N | 787,448 | | 824,658 | 37,210 | CONTRACT COMPLETED | | | HAWAIIAN DREDGING CONST | MAALAEA SMALL BOAT HARBOR IMPR. FERRY SYSTEM & UTILITY AND PIER | PROCESSING CONTRACT CLOSE DOCUMENT | N | S |
| LNR801 | N | 957,822 | | 962,887 | 5,065 | 9/21/10 | 9/20/10 | 3/31/16 | AMERICAN MARINE CORPORA | KEEHI SMALL BOAT HARBOR PIER IMPR. JOB#B72D071B | ENGINEERING DIVISION MONITORS PROGRESS AND VERIFIES INVOICE FOR PAYMENT | N | S |
| LNR801 | N | 9,309 | | 37,113 | 27,804 | 9/21/10 | 9/20/10 | 3/31/16 | AMERICAN MARINE CORPORA | KEEHI SMALL BOAT HARBOR PIER IMPR. JOB#B72D071B | ENGINEERING DIVISION MONITORS PROGRESS AND VERIFIES INVOICE FOR PAYMENT | N | S |
| LNR801 | N | 605,012 | | 640,000 | 34,988 | CONTRACT COMPLETED | | | BOWERS + KUBOTA CONSULT | CONSTRUCTION MANAGEMENT MAALAEA SMALL BOAT HARBOR IMPR. FERRY SYSTEM | PROCESSING CONTRACT CLOSE DOCUMENT | N | S |
| LNR801 | N | 190,468 | | 200,000 | 9,532 | 8/7/12 | 9/4/12 | 8/31/14 | OCEANIT LABORATORIES, INC | KIKIAOLA SMALL BOAT HARBOR SAND BY-PASS SYSTEM, KAUAI, HAWAII | deliverables/invoice | N | S |
| LNR801 | N | 162,861 | | 168,200 | 5,339 | 8/7/12 | 9/4/12 | 8/31/14 | OCEANIT LABORATORIES, INC | KIKIAOLA SMALL BOAT HARBOR SAND BY-PASS SYSTEM, KAUAI, HAWAII | deliverables/invoice | N | S |
| LNR801 | N | 161,686 | | 336,000 | 174,314 | 12/29/14 | 1/7/15 | 6/30/17 | BOW ENGINEERING & DEVELC | MANELE SMALL BOAT HARBOR FERRY SYSTEM IMPROVEMENTS, MANELE, LANAI, HAWAI | deliverables/invoice | N | S |
| LNR801 | N | 116,666 | | 132,750 | 16,084 | CONTRACT COMPLETED | | | GOODFELLOW BROS., INC. | MALA BOAT LAUNCHING RAMP LOADING DOCK IMP. LAHAINA, JOB#B48CM72A | PROCESSING CONTRACT CLOSE DOCUMENT | N | C |
| LNR801 | N | 0 | | 21,237 | 21,237 | CONTRACT COMPLETED | | | GOODFELLOW BROS., INC. | MALA BOAT LAUNCHING RAMP LOADING DOCK IMP. LAHAINA, JOB#B48CM72A | PROCESSING CONTRACT CLOSE DOCUMENT | N | C |
| LNR801 | N | 224,236 | | 2,143,128 | 1,918,892 | 12/11/14 | 4/13/15 | 4/11/16 | HAWAIIAN DREDGING CONST | MA'ALAEA SMALL BOAT HARBOR FERRY PIER REPLACEMENT, MA'ALAEA, MAUI, HI | ENGINEERING DIVISION MONITORS PROGRESS AND VERIFIES INVOICE FOR PAYMENT | N | S |
| LNR801 | N | 0 | | 321,470 | 321,470 | 12/11/14 | 4/13/15 | 4/11/16 | HAWAIIAN DREDGING CONST | MA'ALAEA SMALL BOAT HARBOR FERRY PIER REPLACEMENT, MA'ALAEA, MAUI, HI | ENGINEERING DIVISION MONITORS PROGRESS AND VERIFIES INVOICE FOR PAYMENT | N | S |

Department of Land and Natural Resources
Active Contracts as of December 1, 2015

Table 20

| Prog ID | MOF | Amount | Frequency (M/A/O) | Max Value | Outstanding Balance | Term of Contract | | | Entity | Contract Description | Explanation of How Contract is Monitored | POS Y/N | Category E/L/P/C/G/S |
|---------|-----|--------|----------------------|-----------|------------------------|------------------|----------|----------|------------------------------|---|---|------------|-------------------------|
| | | | | | | Date Executed | From | To | | | | | |
| LNR801 | N | 0 | | 2,522,136 | 2,522,136 | 12/29/14 | 6/1/15 | 5/25/16 | HEALY TIBBITTS BUILDERS, INC | MANELE SMALL BOAT HARBOR FERRY SYSTEM IMP. PHASE II MANELE, LANAI, HAWAI | invoice/inspection | N | S |
| LNR801 | N | 0 | | 263,064 | 263,064 | 12/29/14 | 6/1/15 | 5/25/16 | HEALY TIBBITTS BUILDERS, INC | MANELE SMALL BOAT HARBOR FERRY SYSTEM IMP. PHASE II MANELE, LANAI, HAWAI | invoice/inspection | N | S |
| LNR801 | N | 0 | | 58,652 | 58,652 | 12/30/14 | 3/19/15 | 3/31/19 | MOFFATT & NICHOL | NAWILIWILI SMALL BOAT HARBOR TIE-UP FACILITIES FOR TRANSIENT VESSELS, | deliverables/invoice | N | S |
| LNR801 | N | 96,919 | | 101,850 | 4,931 | 2/12/15 | 5/4/15 | 6/4/15 | GLOVER, JAS. W., LTD. | KIKIAOLA SMALL BOAT HARBOR AC PAVEMENT REPAIR, KIKIAOLA, WAIMEA, KAUAI | invoice/inspection | | |
| LNR801 | N | 0 | | 5,100 | 5,100 | 2/12/15 | 5/4/15 | 6/4/15 | GLOVER, JAS. W., LTD. | KIKIAOLA SMALL BOAT HARBOR AC PAVEMENT REPAIR, KIKIAOLA, WAIMEA, KAUAI | invoice/inspection | | |
| LNR801 | N | 0 | | 870,850 | 870,850 | 8/31/15 | 8/20/15 | 12/31/20 | MITSUNAGA & ASSOCIATES, INC | LAHAINA SMALL BOAT HARBOR FERRY PIER IMPROVEMENT. LAHAINA, MAUI, HAWAII | ENGINEERING DIVISION MONITORS PROGRESS AND VERIFIES INVOICE FOR PAYMENT | | |
| LNR802 | B | 0 | O | 865 | 865 | 9/9/13 | 7/1/15 | 6/30/16 | OHATA CHUN YUEN LLP | AUDIT SERVCES FOR THE FISCAL YEAR ENDING JUNE 30, 2013 | Fiscal Office monitors progress and verifies invoice for payment | | |
| LNR804 | B | 0 | O | 1,025 | 1,025 | 09/09/13 | 07/01/15 | 06/30/16 | OHATA CHUN YUEN LLP | AUDIT SERVCES FOR THE FISCAL YEAR ENDING JUNE 30, 2013 | Program Managers monitors progress and verifies invoice for payment | Y | S |
| LNR804 | N | 7,400 | | 40,000 | 32,600 | 05/10/12 | 09/21/14 | 01/21/16 | OHANASOFT LLC | TO DESIGN, CONSTRUCT, & IMPLEMENT AN ACCOUNTING & INVENTORY MANAGEMNT SYS | Program Managers monitors progress and verifies invoice for payment | Y | S |
| LNR804 | N | 64,105 | | 76,000 | 11,895 | 12/28/12 | 07/01/13 | 06/30/14 | TRI-ISLE RESOURCE CONSERV | LEEWARD HALEAKALA WATERSHED WP 13- IMPLEMENTATION OF WATERSHED | Program Managers monitors progress and verifies invoice for payment | Y | S |
| LNR804 | W | 31,986 | | 33,775 | 1,789 | 03/12/13 | 06/04/13 | 06/30/14 | INABA ENGINEERING INC. | SURVEYING & MARKING PORTIONS OF KAUU FOREST RESERVE BOUNDARY & ADJACENT | Program Managers monitors progress and verifies invoice for payment | Y | S |

Department of Land and Natural Resources
Active Contracts as of December 1, 2015

Table 20

| Prog ID | MOF | Amount | Frequency (M/A/O) | Max Value | Outstanding Balance | Term of Contract | | | Entity | Contract Description | Explanation of How Contract is Monitored | POS Y/N | Category E/L/P/C/G/S |
|---------|-----|---------|----------------------|-----------|------------------------|------------------|----------|----------|-------------------------|--|---|------------|-------------------------|
| | | | | | | Date Executed | From | To | | | | | |
| LNR805 | B | 0 | M | 13,000 | 13,000 | 07/01/15 | 07/01/15 | 06/30/16 | RESEARCH CORPORATION OF | INVESTIGATION OF ESTUARINE HABITATS | Project leader monitors daily work/activities, submits yearly report; DAR Program Manager & Federal Aid Coordinator provide general oversight, Fiscal/Admin Facilitator & Accountant review invoices, Administrator approves payment, Accountant processes invoice. | Y | S |
| LNR805 | N | 225,000 | M | 350,000 | 125,000 | 07/01/15 | 07/01/15 | 06/30/16 | RESEARCH CORPORATION OF | MAUI/OAHU MARINE RESOURCES ASSESSMENT. | Project leader monitors daily work/activities, submits yearly report; DAR Program Manager & Federal Aid Coordinator provide general oversight, Fiscal/Admin Facilitator & Accountant review invoices, Administrator approves payment, Accountant processes invoice. | Y | S |
| LNR805 | N | 204,889 | M | 322,420 | 117,531 | 07/01/15 | 07/01/15 | 06/30/16 | RESEARCH CORPORATION OF | MAUI/OAHU MARINE RESOURCES ASSESSMENT. | Project leader monitors daily work/activities, submits yearly report; DAR Program Manager & Federal Aid Coordinator provide general oversight, Fiscal/Admin Facilitator & Accountant review invoices, Administrator approves payment, Accountant processes invoice. | Y | S |
| LNR805 | N | 308,647 | M | 326,000 | 17,353 | 07/01/15 | 07/01/15 | 06/30/16 | RESEARCH CORPORATION OF | MAUI/OAHU MARINE RESOURCES ASSESSMENT. | Project leader monitors daily work/activities, submits yearly report; DAR Program Manager & Federal Aid Coordinator provide general oversight, Fiscal/Admin Facilitator & Accountant review invoices, Administrator approves payment, Accountant processes invoice. | Y | S |

Department of Land and Natural Resources
Active Contracts as of December 1, 2015

Table 20

| Prog ID | MOF | Amount | Frequency (M/A/O) | Max Value | Outstanding Balance | Term of Contract | | | Entity | Contract Description | Explanation of How Contract is Monitored | POS Y/N | Category E/L/P/C/G/S |
|---------|-----|---------|----------------------|-----------|------------------------|------------------|----------|----------|--|---|---|------------|-------------------------|
| | | | | | | Date Executed | From | To | | | | | |
| LNR805 | N | 18,724 | M | 326,000 | 307,276 | 07/01/15 | 07/01/15 | 06/30/16 | RESEARCH CORPORATION OF MAUI/OAHU MARINE RESOURCES ASSESSMENT. | Project leader monitors daily work/activities, submits yearly report; DAR Program Manager & Federal Aid Coordinator provide general oversight, Fiscal/Admin Facilitator & Accountant review invoices, Administrator approves payment, Accountant processes invoice. | | | |
| LNR805 | N | 218,312 | M | 281,250 | 62,938 | 07/01/15 | 07/01/15 | 06/30/16 | RESEARCH CORPORATION OF HAWAII MARINE RECREATIONAL FISHING SURVEY | Project leader monitors daily work/activities, submits yearly report; DAR Program Manager & Federal Aid Coordinator provide general oversight, Fiscal/Admin Facilitator & Accountant review invoices, Administrator approves payment, Accountant processes invoice. | | | |
| LNR805 | N | 176,092 | M | 281,250 | 105,158 | 07/01/15 | 07/01/15 | 06/30/16 | RESEARCH CORPORATION OF HAWAII MARINE RECREATIONAL FISHING SURVEY | Project leader monitors daily work/activities, submits yearly report; DAR Program Manager & Federal Aid Coordinator provide general oversight, Fiscal/Admin Facilitator & Accountant review invoices, Administrator approves payment, Accountant processes invoice. | | | |
| LNR805 | N | 44,144 | M | 279,000 | 234,856 | 07/01/15 | 07/01/15 | 06/30/16 | RESEARCH CORPORATION OF HAWAII MARINE RECREATIONAL FISHING SURVEY | Project leader monitors daily work/activities, submits yearly report; DAR Program Manager & Federal Aid Coordinator provide general oversight, Fiscal/Admin Facilitator & Accountant review invoices, Administrator approves payment, Accountant processes invoice. | | | |
| LNR806 | A | 428 | O | 3,497 | 3,069 | 09/30/08 | 09/16/12 | 09/15/15 | DOONWOOD ENGINEERING, MAINTENANCE & REPAIR SVCS FOR WATER PUMPS & STORAGE SYSTEMS & SEWAGE & | Invoices verified by superintendent prior to payment. | N | S | |

Department of Land and Natural Resources
Active Contracts as of December 1, 2015

Table 20

| Prog ID | MOF | Amount | Frequency (M/A/O) | Max Value | Outstanding Balance | Term of Contract | | | Entity | Contract Description | Explanation of How Contract is Monitored | POS Y/N | Category E/L/P/C/G/S |
|---------|-----|---------|----------------------|-----------|------------------------|--------------------|------------|------------|------------------------------|--|---|------------|-------------------------|
| | | | | | | Date Executed | From | To | | | | | |
| LNR806 | B | 663 | O | 3,296 | 2,633 | 09/30/08 | 09/16/12 | 09/15/15 | DOONWOOD ENGINEERING, | MAINTENANCE & REPAIR SVCS FOR WATER PUMPS & STORAGE SYSTEMS & SEWAGE & | Invoices verified by superintendent prior to payment. | N | S |
| LNR806 | B | 2,108 | O | 2,341 | 233 | 09/30/08 | 09/16/12 | 09/15/15 | DOONWOOD ENGINEERING, | MAINTENANCE & REPAIR SVCS FOR WATER PUMPS & STORAGE SYSTEMS & SEWAGE & | Invoices verified by superintendent prior to payment. | N | S |
| LNR806 | B | 0 | O | 2,341 | 2,341 | 09/30/08 | 09/16/12 | 09/15/15 | DOONWOOD ENGINEERING, | MAINTENANCE & REPAIR SVCS FOR WATER PUMPS & STORAGE SYSTEMS & SEWAGE & | Invoices verified by superintendent prior to payment. | N | S |
| LNR806 | B | 0 | O | 3,602 | 3,602 | 09/30/08 | 09/16/12 | 09/15/15 | DOONWOOD ENGINEERING, | MAINTENANCE & REPAIR SVCS FOR WATER PUMPS & STORAGE SYSTEMS & SEWAGE & | Invoices verified by superintendent prior to payment. | N | S |
| LNR806 | B | 36,012 | M | 49,000 | 12,988 | CONTRACT COMPLETED | | | RK CONSTRUCTION COMPANY, LLC | MALAEKAHANA STATE RECREATION AREA, KALANAI PT; RENOVATE COMFORT STATIONS | PROCESSING CONTRACT CLOSE DOCUMENTS | N | S |
| LNR806 | B | 24,842 | O | 36,655 | 11,813 | 1/9/2012 | 12/14/2011 | 12/31/2018 | FUKUMOTO ENGINEERING, INC. | WAIANAPANAPA STATE PARK, SEWER SYSTEM & WALKWAY IMPR. HANA MAUI, HAWAII | ENGINEERING DIVISION MONITORS PROGRESS AND VERIFIES INVOICE FOR PAYMENT | N | S |
| LNR806 | B | 0 | O | 148,898 | 148,898 | 11/27/12 | 11/21/13 | 12/26/14 | AQUA ENGINEERS, INC. | OPERATION & MAINTENANCE OF WATER SYSTEM AT KOKEE & POLIHALE ST PARKS, | Invoices verified by superintendent prior to payment. Ended Nov 2014 | N | S |
| LNR806 | B | 0 | O | 5,504 | 5,504 | 09/09/13 | 07/01/15 | 06/30/16 | OHATA CHUN YUEN LLP | AUDIT SERVICES FOR THE FISCAL YEAR ENDING JUNE 30, 2013 | Fiscal Office monitors progress and verifies invoice for payment | N | S |
| LNR806 | B | 68,122 | M | 122,798 | 54,676 | 08/06/14 | 08/01/14 | 07/31/15 | APARC SYSTEMS, INC. | FURNISHING TOLL BOOTH ATTENDANTS & MANAGEMENT SVCS FOR DIAMOND HEAD STAT | Invoices are reviewed monthly prior to payment. | N | S |
| LNR806 | N | 110,398 | O | 122,192 | 11,794 | CONTRACT COMPLETED | | | PERFECTO ENGINEERING & | INDIVIDUAL WASTEWATER SYSTEM IMPROVEMENTS @ WAILUA RIVER STATE PARK OLD | CONTRACT CLOSED | N | S |
| LNR810 | B | 24,695 | O | 25,000 | 305 | 6/25/08 | | | ROBBINS & ASSOCIATES | TO PROVIDE LEGAL SERVICES FOR COMPLEX LITIGATION KALOKO DAM FAILURE | CONTRACT MONITORED BY DEPARTMENT OF ATTORNEY GENERAL | N | S |
| LNR810 | B | 113,609 | O | 115,000 | 1,391 | CONTRACT COMPLETED | | | GANNETT FLEMING, INC. | UPDATE & REVISE DAM SAFELY GUIDELINES OPT TO EXTEND 2-12MOS | CONTRACT COMPLETED; PROCESSING DOCUMENTS TO CLOSE | N | S |
| LNR810 | B | 3,545 | O | 50,000 | 46,455 | 8/11/2010 | 8/11/2010 | 6/30/2016 | KLEINFELDER WEST, INC. | TECHNICAL REVIEW OF DAM SAFETY PERMITS. 2 OPT TO EXTEND 12MOS. | ENGINEERING DIVISION MONITORS PROGRESS AND VERIFIES INVOICE FOR PAYMENT | N | S |

Department of Land and Natural Resources
Active Contracts as of December 1, 2015

Table 20

| Prog ID | MOF | Amount | Frequency (M/A/O) | Max Value | Outstanding Balance | Term of Contract | | | Entity | Contract Description | Explanation of How Contract is Monitored | POS Y/N | Category E/L/P/C/G/S |
|---------|-----|---------|----------------------|-----------|------------------------|--------------------|------------|------------|------------------------------|--|---|------------|-------------------------|
| | | | | | | Date Executed | From | To | | | | | |
| LNR810 | B | 45,541 | O | 50,000 | 4,459 | 7/27/2012 | 12/27/2012 | 10/31/2017 | GANNETT FLEMING, INC. | TECHNICAL ASSISTANCE FOR DAM SAFETY PROGRAM JOB#DS-2012-02S | ENGINEERING DIVISION MONITORS PROGRESS AND VERIFIES INVOICE FOR PAYMENT | N | S |
| LNR810 | B | 0 | O | 50,000 | 50,000 | 7/27/2012 | 12/27/2012 | 10/31/2017 | GANNETT FLEMING, INC. | TECHNICAL ASSISTANCE FOR DAM SAFETY PROGRAM JOB#DS-2012-02S | ENGINEERING DIVISION MONITORS PROGRESS AND VERIFIES INVOICE FOR PAYMENT | N | S |
| LNR810 | B | 0 | O | 601 | 601 | 09/09/13 | 07/01/15 | 06/30/16 | OHATA CHUN YUEN LLP | AUDIT SERVICES FOR THE FISCAL YEAR ENDING JUNE 30, 2013 | FISCAL MONITORS PROGRESS | | |
| LNR810 | B | 0 | O | 95,000 | 95,000 | 11/24/2015 | 11/6/2015 | 11/5/2018 | GANNETT FLEMING, INC. | TECHNICAL ASSISTANCE FOR DAM SAFETY PROGRAM JOB#DS-2015-01S OPT TO EXTEN | ENGINEERING DIVISION MONITORS PROGRESS AND VERIFIES INVOICE FOR PAYMENT | N | S |
| LNR906 | B | 0 | O | 1,846 | 1,846 | 09/09/13 | 07/01/15 | 06/30/16 | OHATA CHUN YUEN LLP | AUDIT SERVICES FOR THE FISCAL YEAR ENDING JUNE 30, 2013 | FISCAL MONITORS PROGRESS | N | S |
| LNR906 | T | 98,800 | | 103,274 | 4,474 | 9/14/04 | | | HAWAII WILDLIFE FUND | PLAN, DIRECT & IMPLEMENT VITOR EDUCATION 'THINK ISLAND' PROG. IN AHIHI- | LAND DIVISION MONITORS CONTRACT | | |
| LNR906 | T | 674,167 | M | 675,100 | 933 | CONTRACT COMPLETED | | | SITE ENGINEERING, INC. | WALKWAY & RAILING IMPR. PHASE 2 AKAKA FALLS STATE PARK, HILO HI | PROCESSING CONTRACT CLOSE DOCUMENTS | N | S |
| LNR906 | T | 14,742 | M | 33,755 | 19,013 | CONTRACT COMPLETED | | | SITE ENGINEERING, INC. | WALKWAY & RAILING IMPR. PHASE 2 AKAKA FALLS STATE PARK, HILO HI | PROCESSING CONTRACT CLOSE DOCUMENTS | N | S |
| LNR906 | T | 79,477 | O | 104,977 | 25,499 | 6/8/12 | 7/1/15 | 12/30/16 | ZAPATA INCORPORATED | MANAGE BASE CAMP & OTHER FACILIES ON KAHO'OLAWA ISLAND. JULY 1, 2012 | KIRC MONITORS PROGRESS AND VERIFIES INVOICE FOR PAYMENT | N | S |
| LNR906 | T | 41,763 | O | 83,527 | 41,763 | 1/22/13 | 7/1/15 | 6/30/16 | 781/811 KOLU STREET, LLC | KIRC OFFICE BASE RENT DAGS LEASE#75-23-0475 | KIRC MONITORS PROGRESS AND VERIFIES INVOICE FOR PAYMENT | N | L |
| LNR906 | T | 4,000 | Q | 6,000 | 2,000 | 11/28/14 | 12/01/14 | 11/30/15 | KUPU | MANAGE & COORDINATE THE YOUTH CONSERVATION CORPS RFP#YCC-14 | DOFAW PROGRAM MANAGERS MONITORS PROGRESS AND VERIFIES INVOICE FOR PAYMENT | N | S |
| LNR906 | T | 621,298 | M | 650,000 | 28,702 | CONTRACT COMPLETED | | | KAIKOR CONSTRUCTION COMPANY, | ENTRY IMPR. PHASE 2 DIAMOND HEAD STATE MONUMENT, HONOLULU OAHU | PROCESSING CONTRACT CLOSE DOCUMENTS | N | S |
| LNR906 | T | 27,729 | O | 60,187 | 32,458 | 8/24/15 | 7/1/15 | 6/30/16 | HARMER RADIO & ELECTRON | SVC & MAINTENANCE FOR COMMUNICATION SYSTEMS OF THE KAHOOLAWA ISLAND | KIRC MONITORS PROGRESS AND VERIFIES INVOICE FOR PAYMENT | N | S |
| LNR906 | T | 0 | Q | 41,650 | 41,650 | 9/30/2015 | 10/1/2015 | 9/30/2016 | U.S. GEOLOGICAL SURVEY | JOINT FUNDING AGREEMENT FOR STATEWIDE HYDROLOGIC DATA COLLECTION | CWRM MONITORS PROGRESS AND VERIFIES INVOICE FOR PAYMENT | | |

Department of Land and Natural Resources
Active Contracts as of December 1, 2015

Table 20

| Prog ID | MOF | Amount | Frequency (M/A/O) | Max Value | Outstanding Balance | Term of Contract | | Entity | Contract Description | Explanation of How Contract is Monitored | POS Y/N | Category E/L/P/C/G/S |
|---------|-----|---------|----------------------|-----------|------------------------|------------------|---------|----------------------|---|---|------------|-------------------------|
| | | | | | | Date Executed | From To | | | | | |
| TRN501 | B | 112,500 | | 245,000 | 132,500 | | | UNIVERSITY OF HAWAII | RESTORATION RESEARCH ON OAHU'S LOWLAND RARE PLANT SPECIES | | | |

Department of Land and Natural Resources
FY16 Appropriation Status

Table 21

| Act/ Year | ProgID | Seq No. | Description | Comments | MO F | FY16 Appropriation | | | Amount used as of November | | | Comments |
|-----------|--------|---------|---|---|---------|--------------------|---------------|--------------|----------------------------|---------------|-----------|--|
| | | | | | | Temp Pos. | Perm. Pos. | Amount | Temp Pos. | Perm. Pos. | Amount | |
| Act119/15 | LNR101 | 210001 | GOVERNOR'S MESSAGE (2/10/15): ADD FUNDS FOR FULL YEAR'S SALARIES FOR POSITIONS (LNR101/EA). | LEGISLATURE CONCURS. FROM SPECIAL LAND AND DEVELOPMENT FUND. DETAIL OF GOVERNOR'S REQUEST: PERSONAL SERVICES FOR SHORELINE DISPOSITION SPECIALIST (24,500) PERSONAL SERVICES FOR COASTAL LANDS PROGRAM SPECIALIST (27,700) FRINGE BENEFITS (21,924) | B | | 0.00 | \$ 74,124 | 2.00 | | \$ 29,631 | Converting two positions from temporary to permanent Land: Shoreline Disposition Specialist, SRNA , Position # 121586. OCCL: Coastal Lands Program Specialist, SRNA , Position # 121527. |
| Act119/15 | LNR153 | 1000002 | LEGISLATIVE ADJUSTMENT: ADD (1) POSITION AND FUNDS FROM FISHERIES MANAGEMENT BRANCH (LNR153/CB) FOR DIVISION REORGANIZATION. | DETAIL OF LEGISLATIVE ADJUSTMENT: (1) FISHERIES MANAGEMENT PROGRAM MANAGER (#120857; 71,760) REDESCRIBED POSITION. SEE LNR153 SEQ. NO. 1000-001. | A | | 1.00 | \$ 71,760 | | | | Recruitment is delayed due to re-organization pro |
| Act119/15 | LNR153 | 1002002 | LEGISLATIVE ADJUSTMENT: ADD (1) POSITION AND FUNDS FOR FISHERIES MANAGEMENT BRANCH (LNR153/CB). | FROM COMMERCIAL FISHERIES SPECIAL FUND. DETAIL OF LEGISLATIVE ADJUSTMENT: (1) OFFICE ASSISTANT III (#91202C; 26,700) REDESCRIBED POSITION. SEE LNR153 SEQ. NO. 1002-001. | A | | 1.00 | \$ 26,700 | | | | Recruitment is on hold due to a significant revenue decrease projected because of a legal ruling |
| Act119/15 | LNR172 | 3003001 | LEGISLATIVE ADJUSTMENT: ADD FUNDS TO REPLACE FORMER CONVEYANCE TAX DISTRIBUTION FOR FORESTRY RESOURCE MANAGEMENT AND DEVELOPMENT (LNR172/DA). | DETAIL OF LEGISLATIVE ADJUSTMENT: 1,000,000 FROM FOREST STEWARDSHIP FUND. 955,475 FROM SPECIAL LAND AND DEVELOPMENT FUND. SEE SB1299. SEE LNR172 SEQ. NO. 3002-001. | B | | 0.00 | \$ 1,955,475 | | | 648,931 | Remainder of the appropriated amount is in the procurement process |
| Act119/15 | LNR172 | 4000001 | LEGISLATIVE ADJUSTMENT: ADD FUNDS FOR OTHER CURRENT EXPENSES AND EQUIPMENT AS A GRANT PURSUANT TO CHAPTER 42F, HAWAII REVISED STATUTES, TO MOANALUA GARDENS FOUNDATION, INC. | | A | | 0.00 | \$ 125,000 | | | | 0 Appropriated amount is in the procurement process |
| Act119/15 | LNR401 | 1000002 | LEGISLATIVE ADJUSTMENT: ADD (1) POSITION AND FUNDS FOR ADMINISTRATIVE MANAGEMENT/ECOSYSTEM PROTECTION AND RESTORATION BRANCH (LNR401/CB) FOR DIVISION REORGANIZATION. | DETAIL OF LEGISLATIVE ADJUSTMENT: (1) ECOSYSTEM PROTECTION AND RESTORATION PROGRAM MANAGER (#9620; 81,696) REDESCRIBED POSITION. SEE LNR401 SEQ. NO. 1000-001. | A | | 1.00 | \$ 81,696 | | | | Recruitment is delayed due to a re-organization pr |
| Act119/15 | LNR401 | 4000001 | LEGISLATIVE ADJUSTMENT: ADD FUNDS FOR OTHER CURRENT EXPENSES AS A GRANT PURSUANT TO CHAPTER 42F, HAWAII REVISED STATUTES, TO FRIENDS OF THE FUTURE. | | A | | 0.00 | \$ 150,000 | | | | Drafting contract between the department and aw |

Department of Land and Natural Resources
FY16 Appropriation Status

| Act/ Year | ProgID | Seq No. | Description | Comments | FY16 Appropriation | | | | Amount used as of November | | | Comments |
|-----------|--------|---------|--|---|--------------------|--------------|---------------|------------|----------------------------|---------------|--------|---|
| | | | | | MO F | Temp Pos. | Perm. Pos. | Amount | Temp Pos. | Perm. Pos. | Amount | |
| Act119/15 | LNR401 | 4001001 | LEGISLATIVE ADJUSTMENT: ADD FUNDS FOR OTHER CURRENT EXPENSES AND EQUIPMENT AS A GRANT PURSUANT TO CHAPTER 42F, HAWAII REVISED STATUTES, TO HAWAII NATURE CENTER, INC. | | A | | 0.00 | \$ 31,400 | | | | Drafting contract between the department and aw |
| Act119/15 | LNR401 | 4002001 | LEGISLATIVE ADJUSTMENT: ADD FUNDS FOR OTHER CURRENT EXPENSES AS A GRANT PURSUANT TO CHAPTER 42F, HAWAII REVISED STATUTES, TO MALAMA MAUNALUA. | | A | | 0.00 | \$ 100,000 | | | | Drafting contract between the department and aw |
| Act119/15 | LNR404 | 210001 | GOVERNOR'S MESSAGE (2/10/15): ADD FUNDS FOR FULL YEAR'S SALARIES FOR POSITIONS (LNR404/GC). | LEGISLATURE CONCURS. FROM WATER RESOURCE MANAGEMENT SPECIAL FUND. DETAIL OF GOVERNOR'S REQUEST: PERSONAL SERVICES FOR (1) PLANNER IV SR22 (24,000) PERSONAL SERVICES FOR (1) ENGINEERING TECHNICIAN VI SR17 (19,000) FRINGE BENEFITS (22,360) | B | | 0.00 | \$ 65,360 | | | \$0 | The request for these positions was based on the need for two full time bodies to assist an already over-burdened staff in the particularly difficult task of setting instream flow standards for and protecting over 376 perennial streams in the State. However, as only six months of salary per position was initially approved, recruitment was put on hold. With whole year funding now secured for the positions, the Department is actively engaged in recruitment. |
| Act119/15 | LNR801 | 210001 | GOVERNOR'S MESSAGE (2/10/15): ADD (1) POSITION AND FUNDS FOR A DAY USE MOORING PROGRAM (LNR801/CH). | LEGISLATURE CONCURS. FROM BOATING SPECIAL FUND. DETAIL OF GOVERNOR'S REQUEST: (1) PLANNER IV SR22 (FY16: 23,700; FY17: 47,400) FRINGE BENEFITS (FY16: 12,324; FY17: 24,648) 6-MONTH DELAY IN HIRE. | B | | 1.00 | \$ 36,024 | | | 3 | All positions are in process with DLNR Personnel |
| Act119/15 | LNR801 | 210002 | GOVERNOR'S MESSAGE (2/10/15): ADD FUNDS FOR FULL YEAR'S SALARIES FOR POSITIONS (LNR801). | LEGISLATURE CONCURS. FROM BOATING SPECIAL FUND. DETAIL OF GOVERNOR'S REQUEST: PERSONAL SERVICES FOR (1) PLANNING AND DEVELOPMENT MANAGER (27,750) PERSONAL SERVICES FOR (1) PROPERTY MANAGER IV (21,912) PERSONAL SERVICES FOR (1) BUILDING MAINTENANCE WORKER I (22,272) PERSONAL SERVICES FOR (6) GENERAL LABORER II (16,386 EACH) PERSONAL SERVICES FOR (1) OFFICE ASSISTANT III (13,878) PERSONAL SERVICES FOR (1) OFFICE ASSISTANT IV (14,442) FRINGE BENEFITS (83,399) | B | | 0.00 | \$ 281,969 | | | 0 | Grant agreement has finalized and been sent to the Office of the Attorney General for approval as to form. |

Department of Land and Natural Resources
FY16 Appropriation Status

Table 21

| Act/ Year | ProgID | Seq No. | Description | Comments | MO F | FY16 Appropriation | | | Amount used as of November | | | Comments |
|-----------|--------|---------|--|--|---------|--------------------|---------------|--------------|----------------------------|---------------|--------|--|
| | | | | | | Temp Pos. | Perm. Pos. | Amount | Temp Pos. | Perm. Pos. | Amount | |
| Act119/15 | LNR801 | 4000001 | LEGISLATIVE ADJUSTMENT: ADD FUNDS FOR OTHER CURRENT EXPENSES AND EQUIPMENT AS A GRANT PURSUANT TO CHAPTER 42F, HAWAII REVISED STATUTES, TO POLYNESIAN VOYAGING SOCIETY. | | A | | 0.00 | \$ 500,000 | | | | Grant-in-aid |
| Act119/15 | LNR802 | 210002 | GOVERNOR'S MESSAGE (2/10/15): ADD FUNDS FOR A LIBRARIAN POSITION (LNR802/HP). | LEGISLATURE CONCURS. DETAIL OF GOVERNOR'S REQUEST: PERSONAL SERVICES FOR (1) LIBRARIAN (#91217C; 60,000) SEE LNR802 SEQ. NO. 210-001. | A | | 0.00 | \$ 60,000 | | 1.00 | 10,000 | The librarian started work at SHPD on 9/28/15. |
| Act119/15 | LNR802 | 210003 | GOVERNOR'S MESSAGE (2/10/15): ADD (2) POSITIONS AND FUNDS FOR THE HISTORIC PRESERVATION DIVISION (LNR802/HP). | LEGISLATURE CONCURS. FROM HAWAII HISTORIC PRESERVATION SPECIAL FUND. DETAIL OF GOVERNOR'S REQUEST: (1) OFFICE ASSISTANT III (KAUAI) SR08 (FY16: 13,350; FY17: 26,700) (1) ETHNOGRAPHER (OAHU) (FY16: 29,588; FY17: 59,175) FRINGE BENEFITS (FY16: 22,329; FY17: 44,655) OTHER CURRENT EXPENSES (CEILING INCREASE) (140,217) DESKTOP COMPUTERS WITH MONITORS AND SOFTWARE (FY16: 7,500) DESKS AND ERGONOMIC CHAIRS (FY16: 3,000) TELEPHONES AND NETWORK CONNECTION (FY16: 1,050) 6-MONTH DELAY IN HIRE. | B | | 2.00 | \$ 217,033 | | 2.00 | 0 | The Division currently does not have the sufficient fee revenue to support the newly authorized positions and the related equipment purchases. As a result, it is working to revise the fee schedule set in its Administrative Rules #13-275 in order bring it line with the current cost of the reviews and related overhead. This should provide the Division with the anticipated fee revenue to support the salary, fringe benefits and related equipment purchases for the new positions. The Division anticipates completion of Administrative Rule process by July 2017, at which time it will be able to fill the new positions. |
| Act119/15 | LNR805 | 1000002 | LEGISLATIVE ADJUSTMENT: ADD (1) POSITION AND FUNDS FOR DISTRICT RESOURCES MANAGEMENT BRANCH (LNR805/CB) FOR DIVISION REORGANIZATION. | DETAIL OF LEGISLATIVE ADJUSTMENT: (1) DISTRICT RESOURCE MANAGEMENT PROGRAM MANAGER (#8738; 77,004) REDESCRIBED POSITION. SEE LNR805 SEQ. NO. 1000-001. | A | | 1.00 | \$ 77,004 | | | | |
| Act119/15 | LNR806 | 210001 | GOVERNOR'S MESSAGE (2/10/15): ADD FUNDS FOR PARKS ADMINISTRATION AND OPERATIONS (LNR806/FI). | LEGISLATURE CONCURS. FROM STATE PARKS SPECIAL FUND. DETAIL OF GOVERNOR'S REQUEST: OPERATING EXPENSES (1,000,000) | B | | 0.00 | \$ 1,000,000 | | | | NONE |

Department of Land and Natural Resources
FY16 Appropriation Status

Table 21

| Act/ Year | ProgID | Seq No. | Description | Comments | MO | FY16 Appropriation | | | Amount used as of November | | | Comments |
|-----------|--------|---------|---|---|--------|--------------------|------------|------------|----------------------------|------------|--------|----------|
| | | | | | | Temp Pos. | Perm. Pos. | Amount | Temp Pos. | Perm. Pos. | Amount | |
| Act119/15 | LNR906 | 210003 | GOVERNOR'S MESSAGE (2/10/15): ADD FUNDS FOR FULL YEAR'S SALARIES FOR (3) POSITIONS (LNR906/AA). | LEGISLATURE DOES NOT CONCUR. CHANGE SOURCE OF FUNDING FROM NATURAL AND PHYSICAL ENVIRONMENT TO BOATING SPECIAL FUND. REDUCE 50,727B AND ADD 32,460A IN EACH FY. DETAIL OF ADJUSTED GOVERNOR'S REQUEST: (1) PERSONNEL MANAGEMENT SPECIALIST III (#91523C; 16,230A) (1) ACCOUNTANT IV (#91524C; 16,230A) (1) PERSONNEL MANAGEMENT SPECIALIST III (#91536C; 13,878B) FRINGE BENEFITS (5,829B) | F A | | 0.00 | \$ 32,460 | | | | |
| Act119/15 | LNR906 | 210003 | GOVERNOR'S MESSAGE (2/10/15): ADD FUNDS FOR FULL YEAR'S SALARIES FOR (3) POSITIONS (LNR906/AA). | LEGISLATURE DOES NOT CONCUR. CHANGE SOURCE OF FUNDING FROM NATURAL AND PHYSICAL ENVIRONMENT TO BOATING SPECIAL FUND. REDUCE 50,727B AND ADD 32,460A IN EACH FY. DETAIL OF ADJUSTED GOVERNOR'S REQUEST: (1) PERSONNEL MANAGEMENT SPECIALIST III (#91523C; 16,230A) (1) ACCOUNTANT IV (#91524C; 16,230A) (1) PERSONNEL MANAGEMENT SPECIALIST III (#91536C; 13,878B) FRINGE BENEFITS (5,829B) | B | | 0.00 | \$ 19,707 | | | | |
| Act119/15 | LNR906 | 1000001 | LEGISLATIVE ADJUSTMENT: ADD (1) POSITION AND FUNDS FOR THE ADMINISTRATIVE SERVICES OFFICE (LNR906/AA). | FROM SPECIAL LAND AND DEVELOPMENT FUND. DETAIL OF LEGISLATIVE ADJUSTMENT: (1) ACCOUNTANT IV (49,056) FRINGE BENEFITS (25,510) | B | | 1.00 | \$ 74,566 | | | | |
| Act119/15 | LNR906 | 1100002 | LEGISLATIVE ADJUSTMENT: ADD FUNDS FOR VACATION PAYOUT. | DETAIL OF LEGISLATIVE ADJUSTMENT: VACATION PAYOUT (150,000) | A | | 0.00 | \$ 150,000 | | | | |

| |
|-------|
| |
| |
| |
| ess |
| |
| |
| |
| |
| ccess |
| |
| ardee |

| |
|-------|
| |
| |
| ardee |
| |
| ardee |
| |
| |
| |
| |

| |
|--|
| |
| |
| |
| |
| |
| |
| |
| |
| |

| |
|--|
| |
| |
| |
| |
| |
| |
| |
| |

Department of Land and Natural Resources
 Capital Improvements Program (CIP) Requests

Table 22

| <u>Prog ID</u> | <u>Prog ID</u> <u>Priority</u> | <u>Dept- Wide</u> <u>Priority</u> | <u>Senate</u> <u>District</u> | <u>Rep.</u> <u>District</u> | <u>Project Title</u> | <u>MOF</u> | <u>FY17 \$\$\$</u> |
|----------------|-----------------------------------|--|----------------------------------|--------------------------------|--|------------|--------------------|
| LNR906 | 1 | 1 | 00 | 000 | CAPITAL IMPROVEMENTS PROGRAM STAFF COSTS, STATEWIDE | A | 2,141,000 |
| LNR906 | 1 | 1 | 00 | 000 | CAPITAL IMPROVEMENTS PROGRAM STAFF COSTS, STATEWIDE | C | (3,253,000) |
| LNR404 | 1 | 2 | 00 | 000 | DEEP MONITOR WELLS, STATEWIDE | C | 2,000,000 |
| LNR153 | 1 | 3 | 15 | 030 | ANUENUE FISHERIES RESEARCH CENTER SEWERLINE, OAHU | C | 230,000 |
| LNR101 | 1 | 4 | 12 | 022 | ROYAL HAWAIIAN GROIN REPLACEMENT, OAHU | C | 750,000 |
| LNR101 | 1 | 4 | 12 | 022 | ROYAL HAWAIIAN GROIN REPLACEMENT, OAHU | R | 750,000 |
| LNR407 | 4 | 5 | 00 | 000 | WATERSHED INITIATIVE, STATEWIDE | C | 5,143,000 |
| LNR806 | 1 | 5 | 00 | 000 | LUMP SUM CIP IMPROVEMENTS AT STATE PARKS, STATEWIDE | C | (1,500,000) |
| LNR101 | 1 | 6 | 00 | 000 | DAM ASSESSMENTS, MAINTENANCE AND REMEDIATION, STATEWIDE | S | 5,000,000 |
| LNR141 | 2 | 6 | 12 | 022 | ALA WAI CANAL DREDGING, OAHU | C | (5,000,000) |
| LNR407 | 4 | 7 | 00 | 000 | WATERSHED INITIATIVE, STATEWIDE | C | (1,000,000) |
| LNR806 | 1 | 7 | 00 | 000 | LUMP SUM CIP IMPROVEMENTS AT STATE PARKS, STATEWIDE | C | 7,500,000 |
| LNR141 | 2 | 9 | 12 | 022 | ALA WAI CANAL DREDGING, OAHU | C | 13,000,000 |
| LNR402 | 7 | 10 | 01 | 001 | HILO FOREST RESERVE, LAND ACQUISITION, HAWAII | C | 2,000,000 |
| | | | | | | | \$ 27,761,000 |

Department of Land and Natural Resources
CIP Lapses

Table 23

| <u>Prog ID</u> | <u>Act/Year of Appropriation</u> | <u>Project Title</u> | <u>MOF</u> | <u>Lapse Amount \$\$\$\$</u> | <u>Reason</u> |
|----------------|----------------------------------|----------------------|------------|------------------------------|---------------|
| | None | | | \$ - | |

Department of Land and Natural Resources
Division Resources

Table 24

| <u>Division</u> | <u>Associated Program IDs</u> | | | |
|---|-------------------------------|---------|---------|---------|
| Land | LNR 101 | | | |
| Conveyances | LNR 111 | | | |
| Engineering | LNR 141 | LNR 810 | | |
| Aquatic Resources | LNR 153 | LNR 401 | LNR 805 | |
| Forestry and Wildlife | LNR 172 | LNR 402 | LNR 407 | LNR 804 |
| Commission on Water Resource Management | LNR 404 | | | |
| Conservation and Resources Enforcement | LNR 405 | | | |
| Boating and Ocean Recreation | LNR 801 | | | |
| Historic Preservation | LNR 802 | | | |
| State Parks | LNR 806 | | | |
| Natural Physical Environment- Administration (Chair's Office, ASO, ITO, Personnel, Public Information Office, Aha Moku, KIRC) | LNR 906 | | | |

Department of Land and Natural Resources
 Program ID Sub-Organizations

Table 25

| <u>Program ID</u> | <u>Sub-Org Code</u> | <u>Name</u> | <u>Objective</u> |
|-------------------|---------------------|--|---|
| LNR 101 | EA | Public Lands Management / Land Management Division | The Land Division is responsible for overseeing approximately 1.3 million acres of public lands. The large majority of these lands comprise known as ceded in that they were ceded to the United States by the Republic and returned upon admission as a state. Much of these lands have been set aside to other governmental agencies for such purposes as schools, parks, forest reserves and State or County office buildings. The land division also leases out a portion of these land to private parties for such purposes as agriculture, pasture, commercial, industrial, resort and renewable energy projects. |
| LNR 111 | BA | Conveyances and Recording / Conveyances Division | To protect the public by providing for an accurate, timely, and permanent system of recording, maintaining, and preserving land title and related documents and maps. |

Department of Land and Natural Resources
 Program ID Sub-Organizations

Table 25

| <u>Program ID</u> | <u>Sub-Org Code</u> | <u>Name</u> | <u>Objective</u> |
|-------------------|---------------------|---|--|
| LNR 141 | GA | Water an Land Development / Dowald-Water and Land Development | Promote economic development and enhance public welfare by developing water supplies and state lands, with priority given to state-sponsored projects. Investigate and develop traditional and alternative water sources to augment and conserve existing supplies while meeting the increasing demands of state-sponsored projects. Provide engineering services to other divisions of the Department and other state agencies to execute Capital Improvements Program (CIP) and/or operating, maintenance and repair projects. Effectively manage geothermal resources and its development to protect the health and safety, and to ensure continued viability of the resource for the future. |

Department of Land and Natural Resources
 Program ID Sub-Organizations

Table 25

| <u>Program ID</u> | <u>Sub-Org Code</u> | <u>Name</u> | <u>Objective</u> |
|-------------------|---------------------|---|---|
| LNR 153 | CB | Fisheries Management / Aquatic Resources Division | To support and assist in the wise use of Hawaii's fishery resources and other aquatic life for Hawaii's people and its visitors by providing opportunities in managed freshwater and marine areas for fishing, diving, photography, or nature study, by providing opportunities and facilities for skill development, and by the implementation of effective resource management, appropriate regulatory frameworks, outreach, collaboration and the wise use of and the long-term sustainability of Hawaii's fishery resources through research, outreach, collaboration, and management. Coordinate with other resource management agencies in the management of fishery resources for the people of Hawaii. Enhance or improve existing resources through stock enhancement and culture research and development, thereby providing increased opportunities for fishing and seafood markets. |
| LNR 172 | DA | Forestry Resource Management & Development / Forestry Division | To strengthen the State's economic opportunities through forest resource management to improve and assist in the sustainable production of forest products and services from forest reserves and other public and private lands. To promote resource restoration and conservation through outreach and education. |
| LNR 401 | CA | Ecosystem Protection and Restoration / Aquatic Resources Division | To preserve and enhance native and indigenous fish and other aquatic species and their habitats for Hawaii's people and its visitors through active protection, public information and education, and other effective management measures. |

Department of Land and Natural Resources
 Program ID Sub-Organizations

Table 25

| <u>Program ID</u> | <u>Sub-Org Code</u> | <u>Name</u> | <u>Objective</u> |
|-------------------|---------------------|--|---|
| LNR 402 | DA | Natural Resources and Fire Protection Program / Wildlife Section | Manage habitats to protect, maintain, and enhance the biological integrity of native ecosystems. Reduce the impacts of wildfires on native ecosystems and watersheds. Reduce the impacts of invasive species on native resources. Protect, maintain, and enhance native species populations, and recover threatened and endangered |
| LNR 402 | DB | Natural Resources and Fire Protection Program / Wildlife Section | species. Promote outreach and foster partnerships to improve public understanding, responsibility, and participation. Conduct monitoring and evaluation to guide the development of recovery and management plans, and ensure cost effective adaptive management of implementation actions and tasks. |
| LNR 404 | GC | Water Resources / CWRM - Water Code | To set overall water conservation, quality and use policies, define reasonable and beneficial uses, protect ground and surface water resources, watersheds and natural stream environments, establish criteria for water use priorities while assuring appurtenant rights and existing correlative and riparian uses and establish procedures for protecting and managing Hawaii's water resources. |
| LNR 405 | HA | Conservation and Resources Enforcement / Enforcement | To effectively uphold the laws that serve to protect, conserve and manage Hawaii's unique and limited natural, cultural and historic resources held in public trust for current and future generations of visitors and the people of Hawaii nei. |

Department of Land and Natural Resources
 Program ID Sub-Organizations

Table 25

| <u>Program ID</u> | <u>Sub-Org Code</u> | <u>Name</u> | <u>Objective</u> |
|-------------------|---------------------|---|---|
| LNR 405 | HB | Conservation and Resources Enforcement / Enforcement | To effectively uphold the laws that serve to protect, conserve and manage Hawaii's unique and limited natural, cultural and historic resources held in public trust for current and future generations of visitors and the people of Hawaii nei. |
| LNR 407 | NA | Natural Area Reserves and Watershed Management / Native Ecosystem Section | To protect, restore, and enhance Hawaii's natural areas, forested watersheds, native ecosystems, unique native plant and animal species, cultural and geological features for their inherent cultural, scientific, educational and economic values for the enrichment of present and future generations |
| LNR 801 | CH | Ocean-Based Recreation / Administration | Managing and administrating the ocean-based recreation and coastal areas programs of the state. |
| LNR 802 | HP | Historic Preservation / Historical Preservation | To develop and maintain a comprehensive program of historic preservation to promote the use and conservation of historic properties for the education, inspiration, pleasure and enrichment of the citizens of Hawai'i. |

Department of Land and Natural Resources
 Program ID Sub-Organizations

Table 25

| <u>Program ID</u> | <u>Sub-Org Code</u> | <u>Name</u> | <u>Objective</u> |
|-------------------|---------------------|---|---|
| LNR 804 | DA | Forestry and Outdoor Recreation / Forest Recreation Section | To provide managed opportunities and facilities for the public to engage in multi-use outdoor recreation activities (hiking, biking, equestrian riding, off-highway vehicle use, hunting, and camping), while also providing access for resource management. To maintain and enhance a public hunting program to provide a source of food and outdoor recreation for the public and as a means to control introduced game animals in watershed areas. To inventory, document ownership, and restore specific historic trails and non-vehicular old government roads for public use where it is feasible and culturally appropriate. |
| LNR 805 | CB | District Resource Management / Aquatic Resources Division | Enriches the lives of people of all ages of the respective counties within the State of Hawaii by providing aquatic resource management at an appropriate level. Takes into account the differences between each County in Hawaii and consults with the appropriate moku on resource management. |
| LNR 806 | FA | Parks Administration and Operations / State Parks Division | Maintain natural and cultural parks, facilities, and resources for current and future generations. Provide safe public access to state parks containing both sensitive natural resources and historic sites. |
| LNR 806 | FI | Parks Administration and Operations / Park Interpretation | Educate the public in accessing sensitive resources and historic sites by developing interpretive programs, and providing public information. |
| LNR 810 | GD | Prevention of Natural Resources / Dowald-Flood Control and Dam Safety | Protect people, property, and natural resources from natural hazards through planning, management, mitigative efforts, and regulatory programs. |

Department of Land and Natural Resources
 Program ID Sub-Organizations

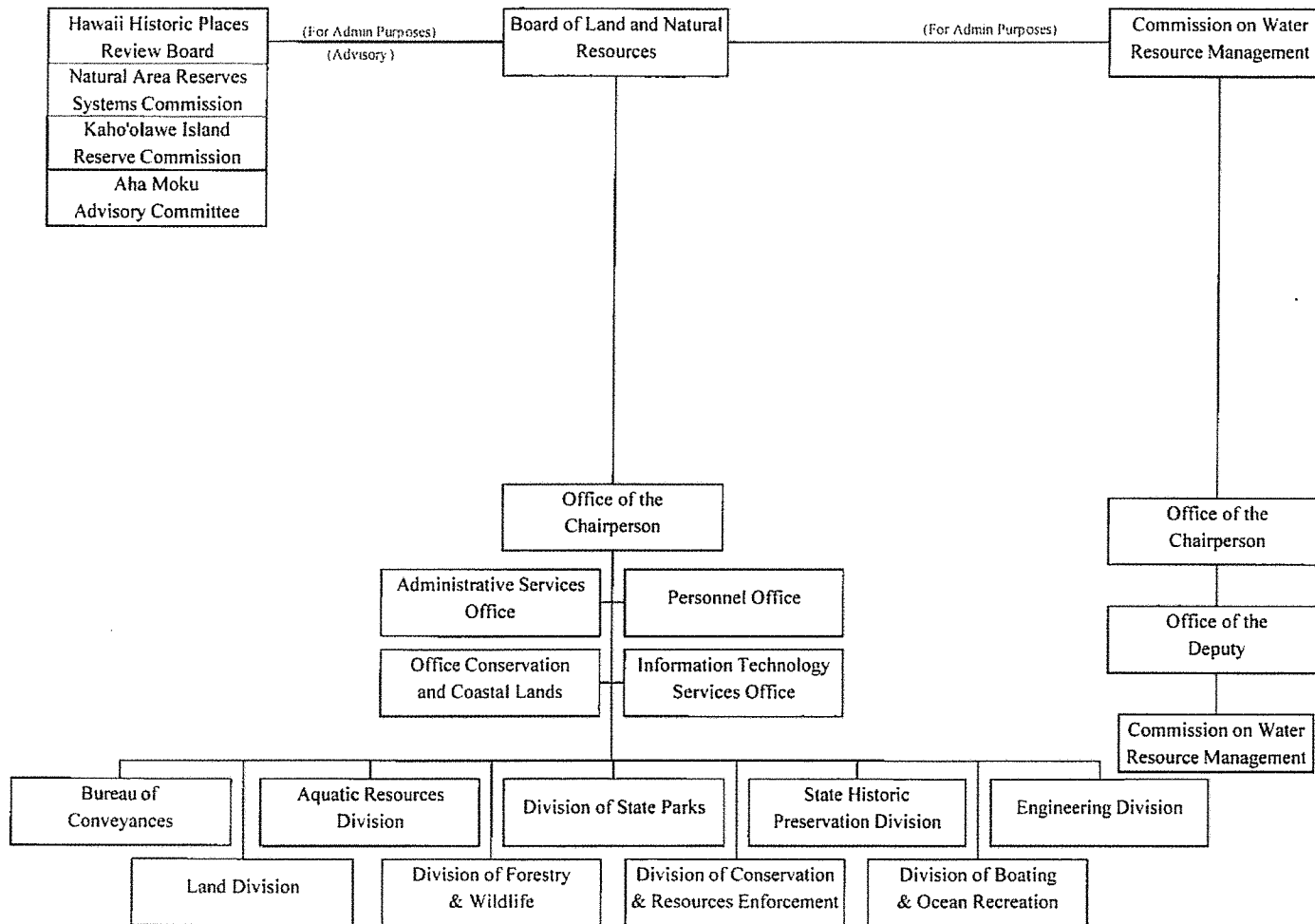
Table 25

| <u>Program ID</u> | <u>Sub-Org Code</u> | <u>Name</u> | <u>Objective</u> |
|-------------------|---------------------|--|--|
| LNR 906 | AA | LNR - Natural and Physical Environment / Departmental Administration - LNR | To enhance program effectiveness and efficiency by formulating policies, directing and coordinating operations and personnel, and providing other administrative and support services. |

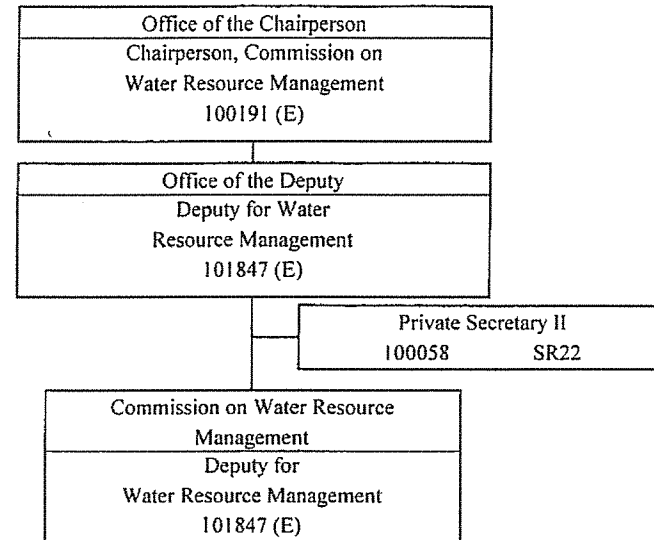
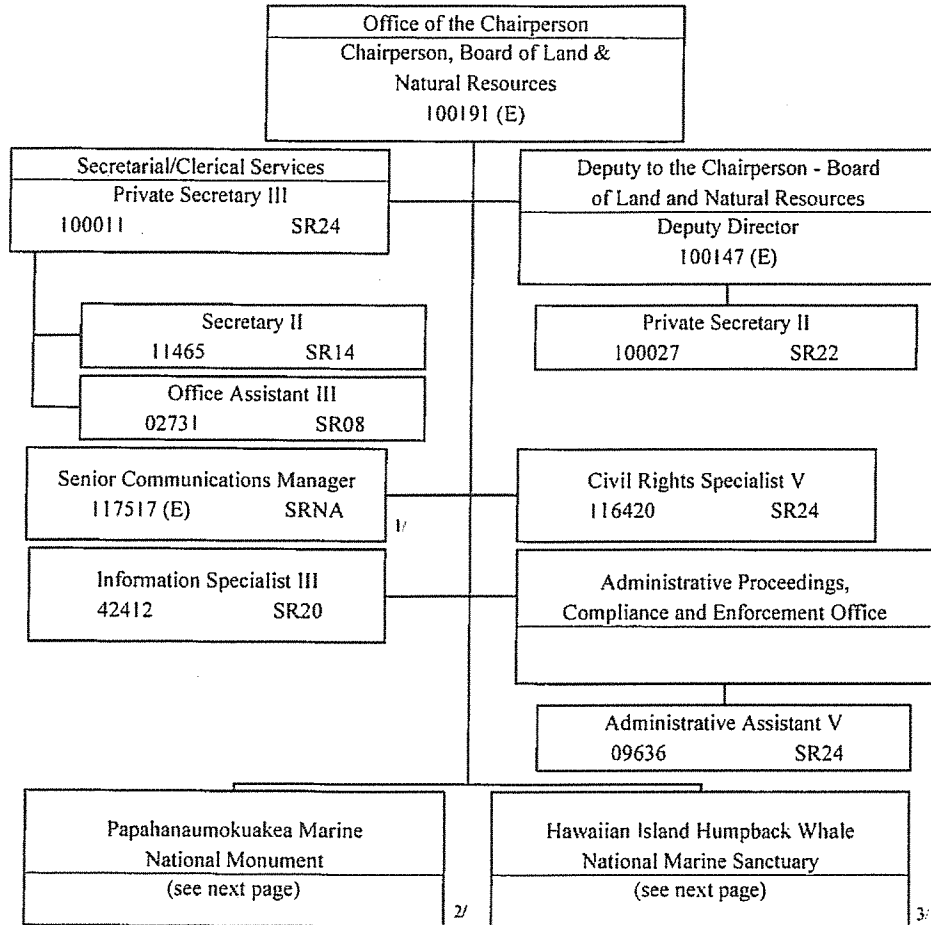
Department of Land and Natural Resources
Organization Changes

| <u>Year of Change</u> FY16/FY17 | <u>Page</u> Number | <u>Description of Change</u> |
|------------------------------------|-----------------------|--|
| FY16 | 2 | Budgeted exempt position 117517 extended effective 07/01/15, NTE 06/30/15. * |
| FY16 | 2 | Papahānaumokuākea Marine National Monument Special Project NTE 09/30/15. |
| FY16 | 2 | HIHWNMS Special Project NTE 09/30/15. |
| FY16 | 3 | Budgeted temporary positions 116574, 118784, 118785, 118628 extended effective 10/01/15, NTE 06/30/16. * |
| FY16 | 3 | Conversion from exempt to civil service for positions 109101, 116574, 118784, 118785, and 118628 effective 10/01/15. |
| FY16 | 3 | Budgeted temporary position 109101 extended effective 10/01/15, NTE 04/30/16. ** |
| FY16 | 6 | Budgeted exempt position 102283 extended effective 07/01/15, NTE 06/30/16. * |
| FY16 | 8 | Budgeted exempt position 121527 extended effective 07/01/15, NTE 06/30/16. * |
| FY16 | 11 | Budgeted temporary positions 118972 and 118994 extended effective 07/01/15, NTE 06/30/16. * |
| FY16 | 12 | Budgeted temporary position 120981 extended effective 07/01/15, NTE 06/30/16. * |
| FY16 | 15 | Budgeted temporary position 120457 extended effective 07/01/15, NTE 06/30/16. * |
| FY16 | 21 | Budgeted temporary position 120594 extended effective 07/01/15, NTE 06/30/16. * |
| FY16 | 24 | Budgeted temporary positions 120822, 120823, 120814, 120815, 120816, 120817 extended effective 07/01/15, NTE 06/30/16. * |
| FY16 | 25 | Budgeted temporary position 118250 extended effective 07/01/15, NTE 06/30/16. * |
| FY16 | 27 | Budgeted temporary positions 120852, 121262, and 121501 extended effective 07/01/15, NTE 06/30/16. * |
| FY16 | 29 | Budgeted temporary positions 117828, 118277, 118284, 118285, 118286, 118287, 120863, and 120948 extended effective 07/01/15, NTE 06/30/16. * |
| FY16 | 30 | Budgeted temporary positions 112451 and 118276 extended effective 07/01/15, NTE 06/30/16. * |
| FY16 | 31 | Budgeted temporary positions 13357, 118602, 118603, 119025, and 119078 extended effective 07/01/15, NTE 06/30/16. * |
| FY16 | 32 | Budgeted temporary positions 112450, 117017, 117018, 118275, 118289, 118290, 118291, and 121624 extended effective 07/01/15, NTE 06/30/16. * |
| FY16 | 33 | Budgeted temporary position 13312 extended effective 07/01/15, NTE 06/30/16. * |
| FY16 | 34 | Budgeted temporary positions 112449, 118288, 118274, 118404, 118857, and 121718 extended effective 07/01/15, NTE 06/30/16. * |
| FY16 | 35 | Budgeted temporary positions 112452, 118261, 118337, 118338, 118733, 120729, 120730, and 120765 extended effective 07/01/15, NTE 06/30/16. * |
| FY16 | 35 | Budgeted temporary positions 112452, 118261, 118337, 118338, 118733, 120729, 120730, and 120765 extended effective 07/01/15, NTE 06/30/16. * |
| FY16 | 39 | Budgeted exempt position 121586 extended effective 07/01/15, NTE 06/30/16. * |
| FY16 | 41 | Budgeted temporary positions 121100, 121102 and 118907 extended effective 07/01/15, NTE 06/30/16. * |
| FY16 | 44 | Budgeted temporary position 118916 extended effective 07/01/15, NTE 06/30/16. * |
| FY16 | 48 | Budgeted exempt positions 100377, 100378, 102288, 112243, 120351, and 121283 extended effective 07/01/15, NTE 06/30/16. * |
| FY16 | 49 | Budgeted exempt positions 103121, 102055, and 102301 extended effective 07/01/15, NTE 06/30/16. * |
| | | *Subject to further extensions beyond 06/30/16. |
| | | ** Subject to further extension beyond 04/30/16. |

State of Hawaii
 Department of Land and Natural Resources
 Plan of Organization

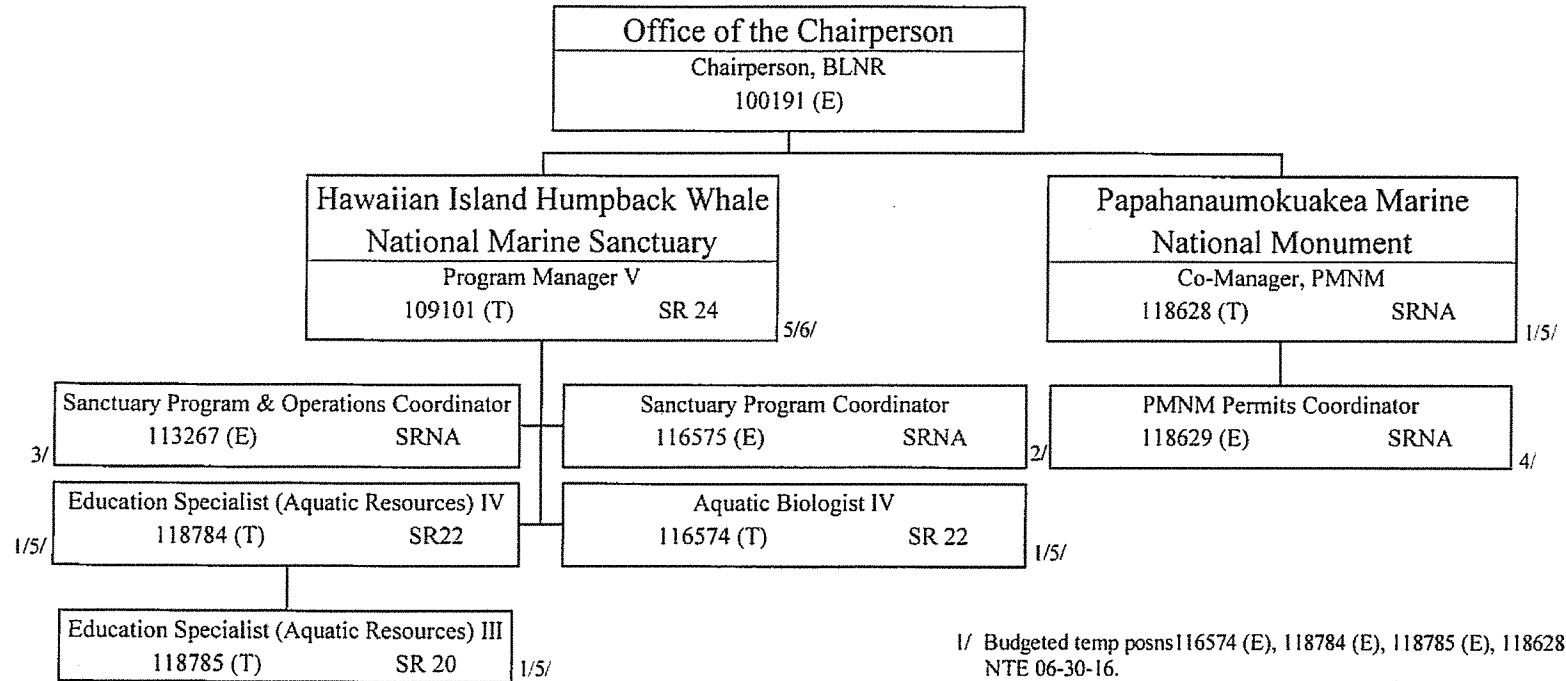


State of Hawaii
 Department of Land and Natural Resources
 Office of the Chairperson
 Position Organization Chart



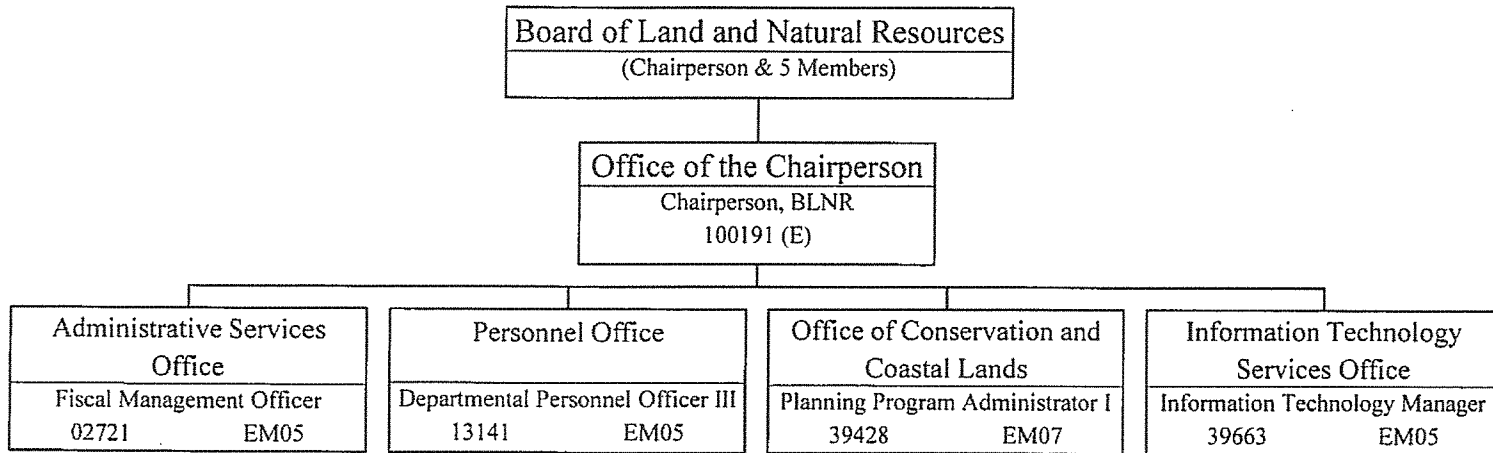
- 1/ Budgeted exempt posn 117517 (E) NTE 06-30-16.
- 2/ Papahānaumokuākea Marine National Monument Special Project NTE 09-30-15.
- 3/ HIHWNMS Special Project NTE 09-30-15.

State of Hawaii
 Department of Land and Natural Resources
 Office of the Chairperson
 Hawaiian Island HWNMS & PMNM
 Position Organization Chart

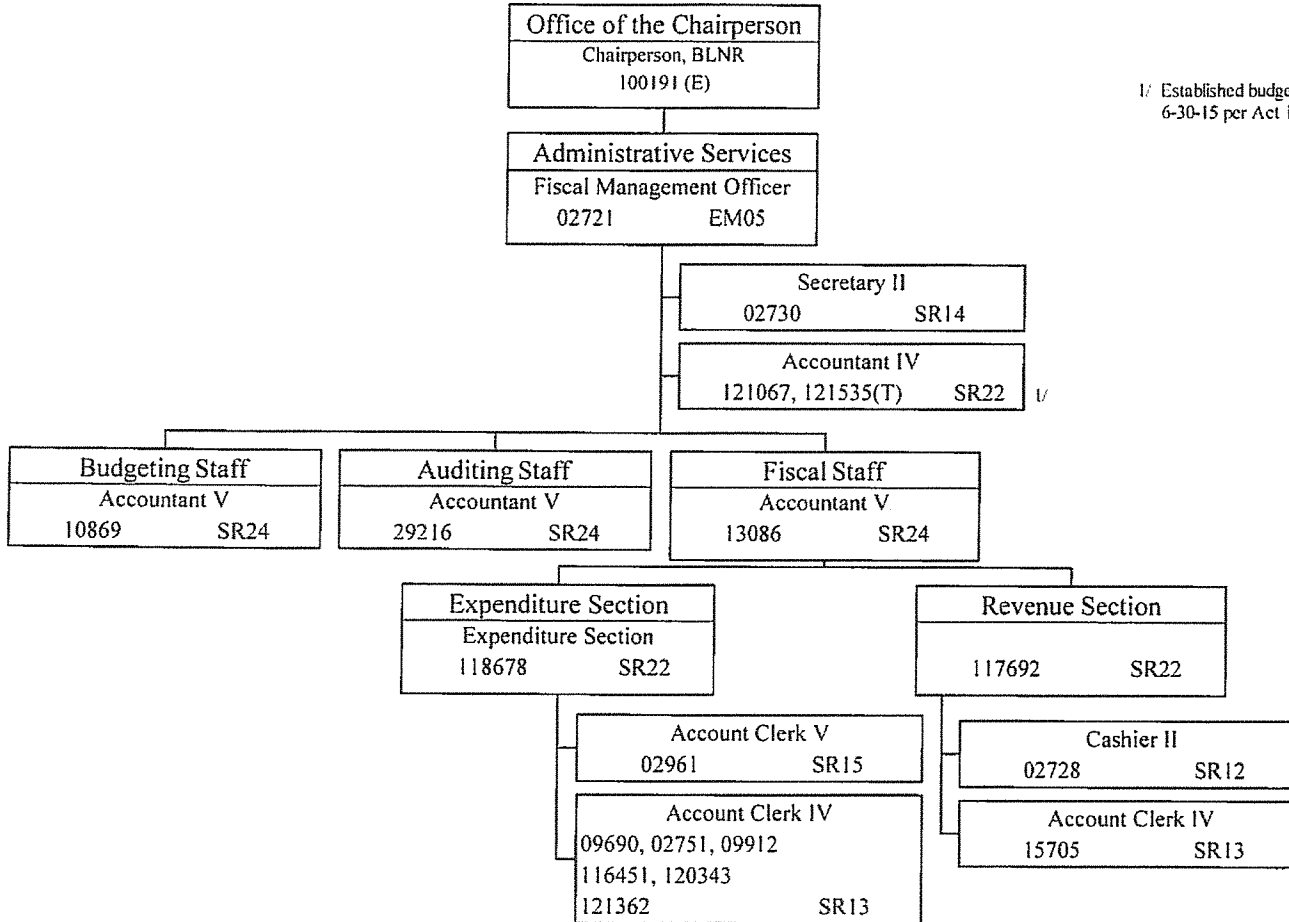


- 1/ Budgeted temp posns 116574 (E), 118784 (E), 118785 (E), 118628 (E) NTE 06-30-16.
- 2/ Budgeted exempt posn 116575 (E) NTE 06-30-11.
- 3/ Budgeted exempt posn 113267 (E) NTE 09-30-14.
- 4/ Budgeted exempt posn 118629 (E) NTE 06-30-14.
- 5/ Pos. 109101 (T), 116574 (T), 118784 (T), 118785 (T), 118628 (T) Converted from exempt to civil service effective 10-01-15.
- 6/ Budgeted temp posn 109101 (T) NTE 04-30-16.

State of Hawaii
 Department of Land and Natural Resources
 Departmental Staff Offices
 Position Organization Chart

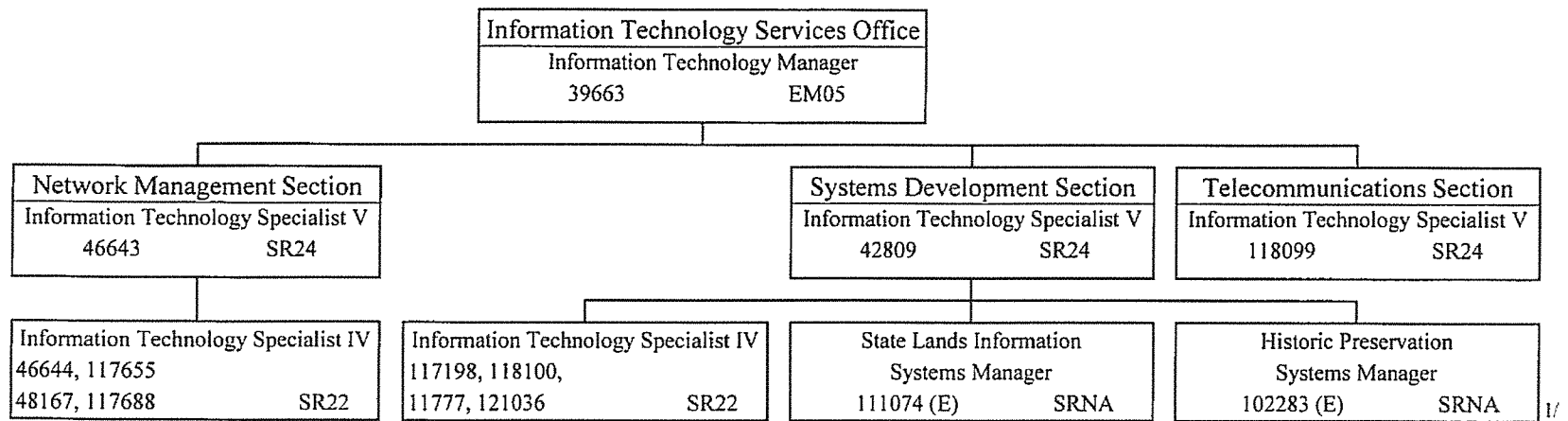


State of Hawaii
 Department of Land and Natural Resources
 Administrative Services Office
 Position Organization Chart



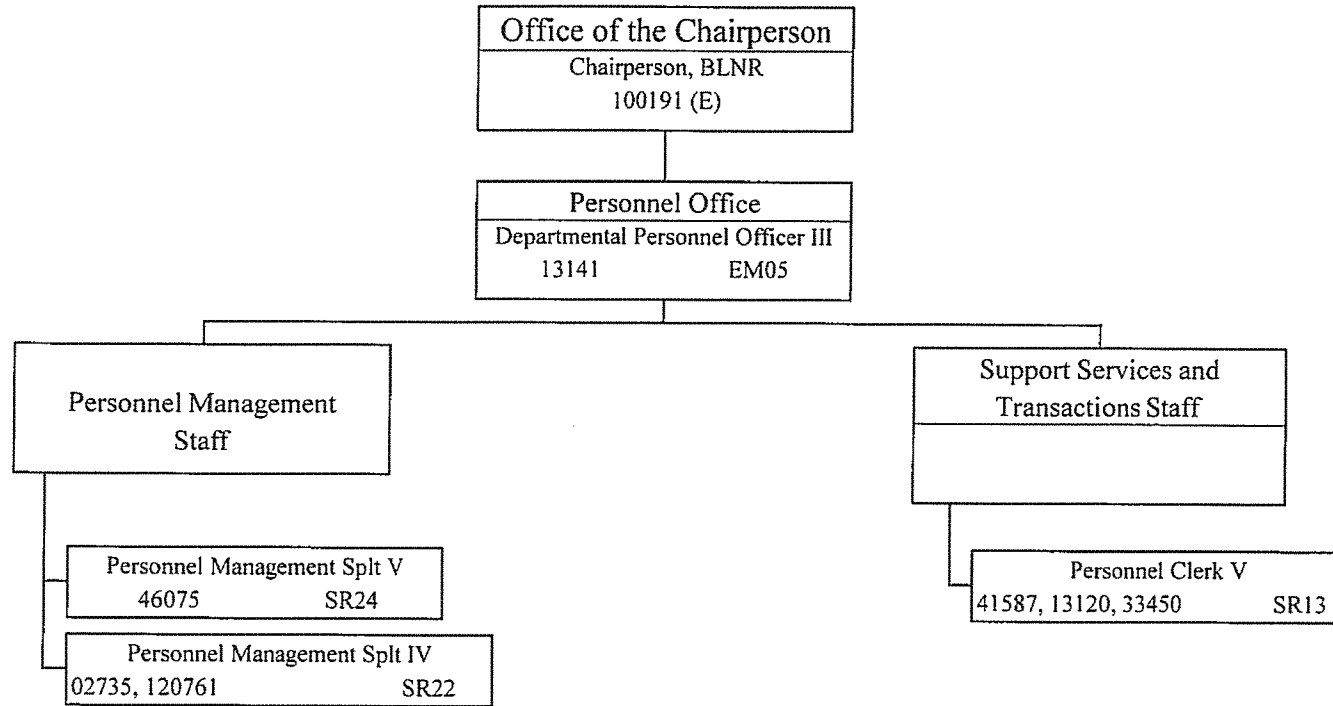
1/ Established budgeted temp Pos. 121535(T) effective 11-3-14, NTE 6-30-15 per Act 122, SL11 2014.

State of Hawaii
 Department of Land and Natural Resources
 Information Technology Services Office
 Position Organization Chart

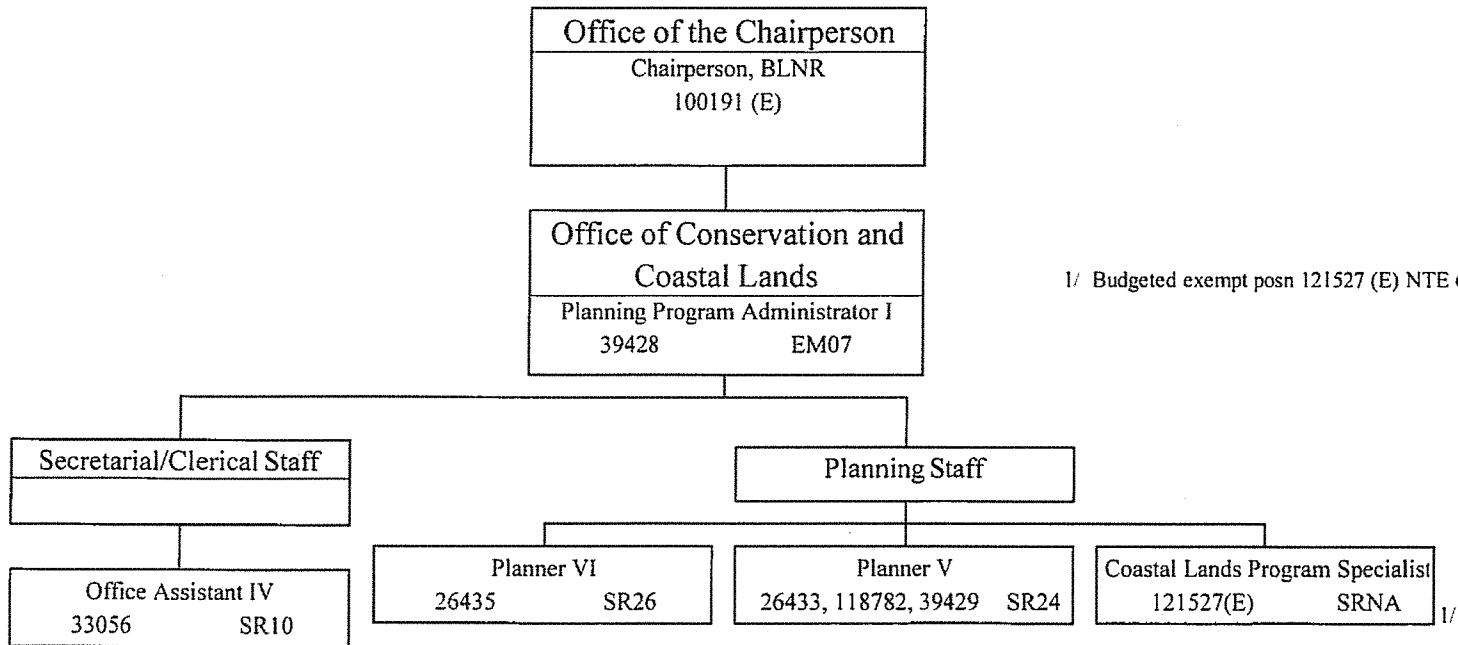


1/ Budgeted exempt posn 102283 (E) NTE 06-30-16.

State of Hawaii
Department of Land and Natural Resources
Personnel Office
Position Organization Chart

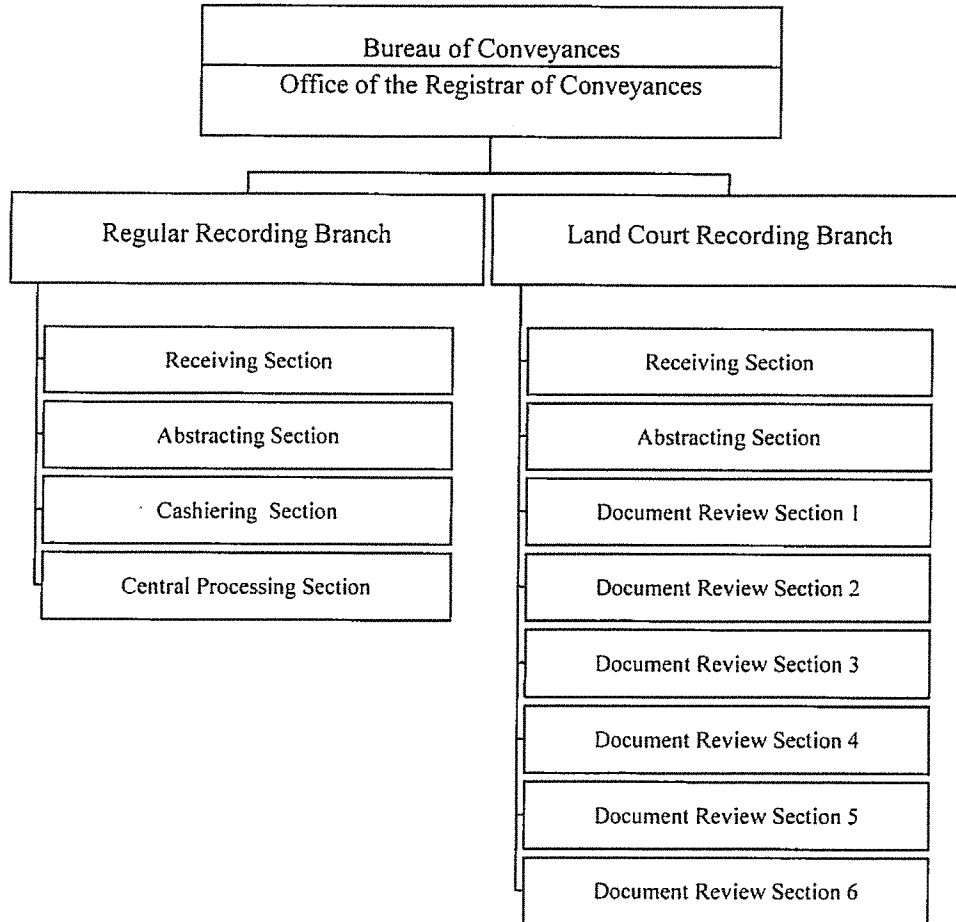


State of Hawaii
 Department of Land and Natural Resources
 Office of Conservation and Coastal Lands
 Position Organization Chart

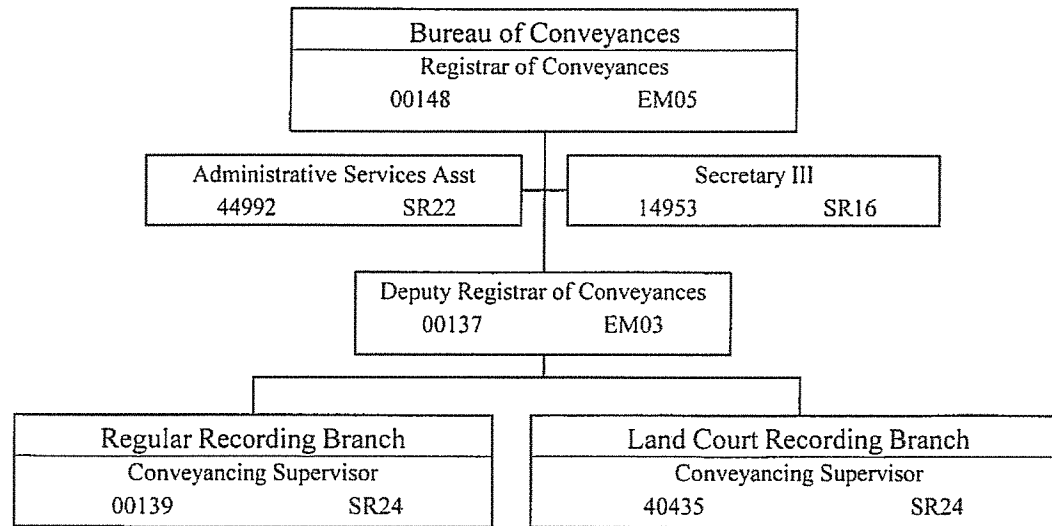


1/ Budgeted exempt posn 121527 (E) NTE 6-30-16.

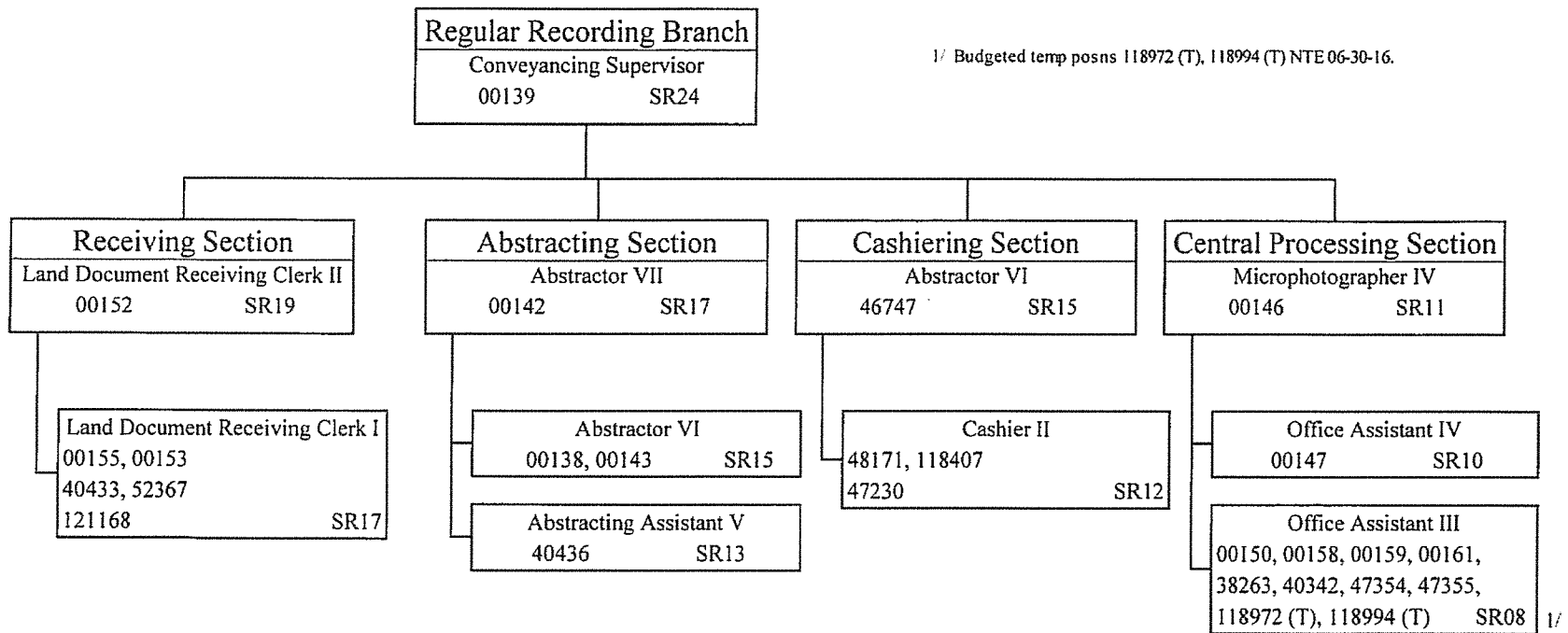
State of Hawaii
Land and Natural Resources
Bureau of Conveyances
Position Organization Chart



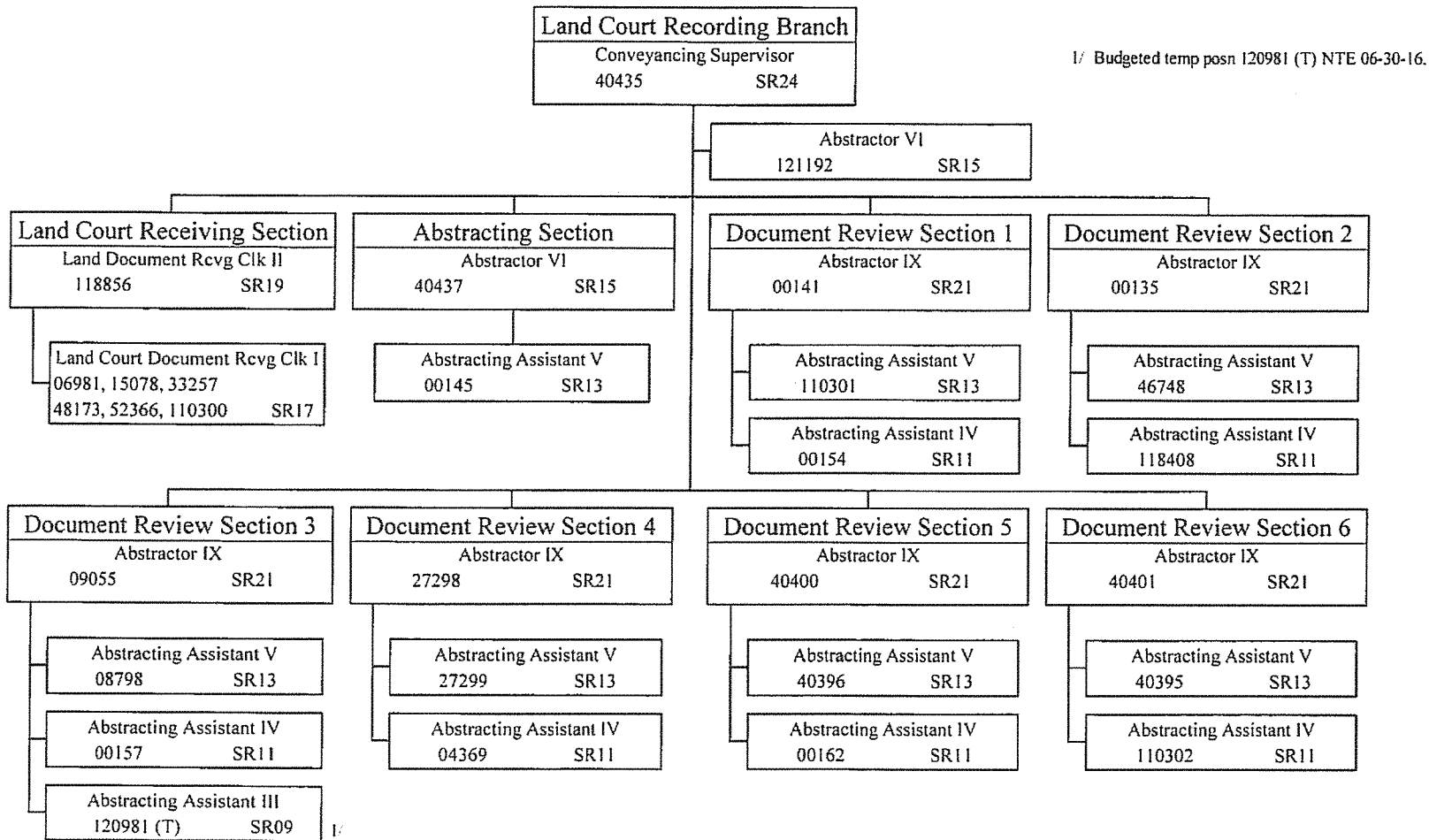
State of Hawaii
 Department of Land and Natural Resources
 Bureau of Conveyances
 Position Organization Chart



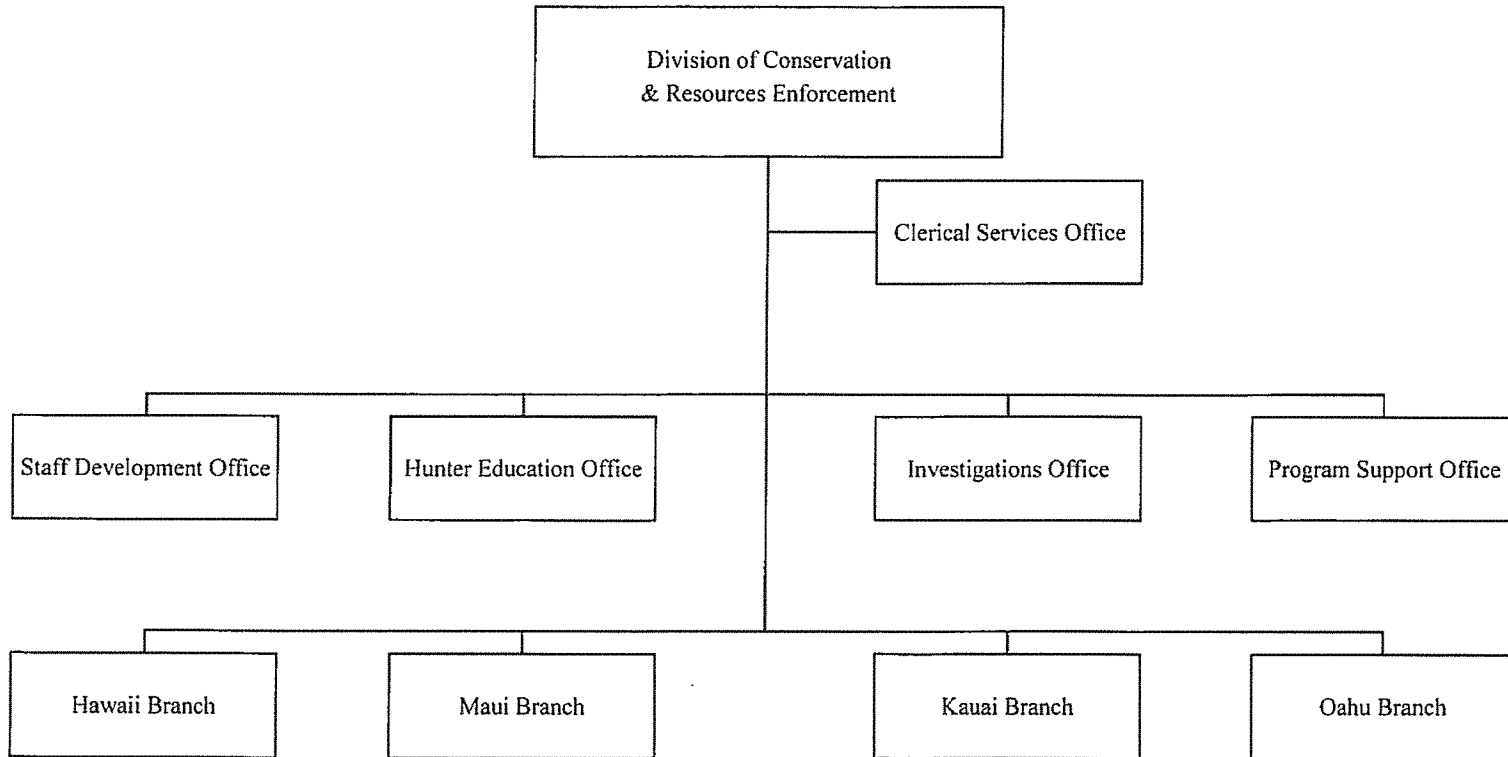
State of Hawaii
 Department of Land and Natural Resources
 Bureau of Conveyances
 Regular Recording Branch
 Position Organization Chart



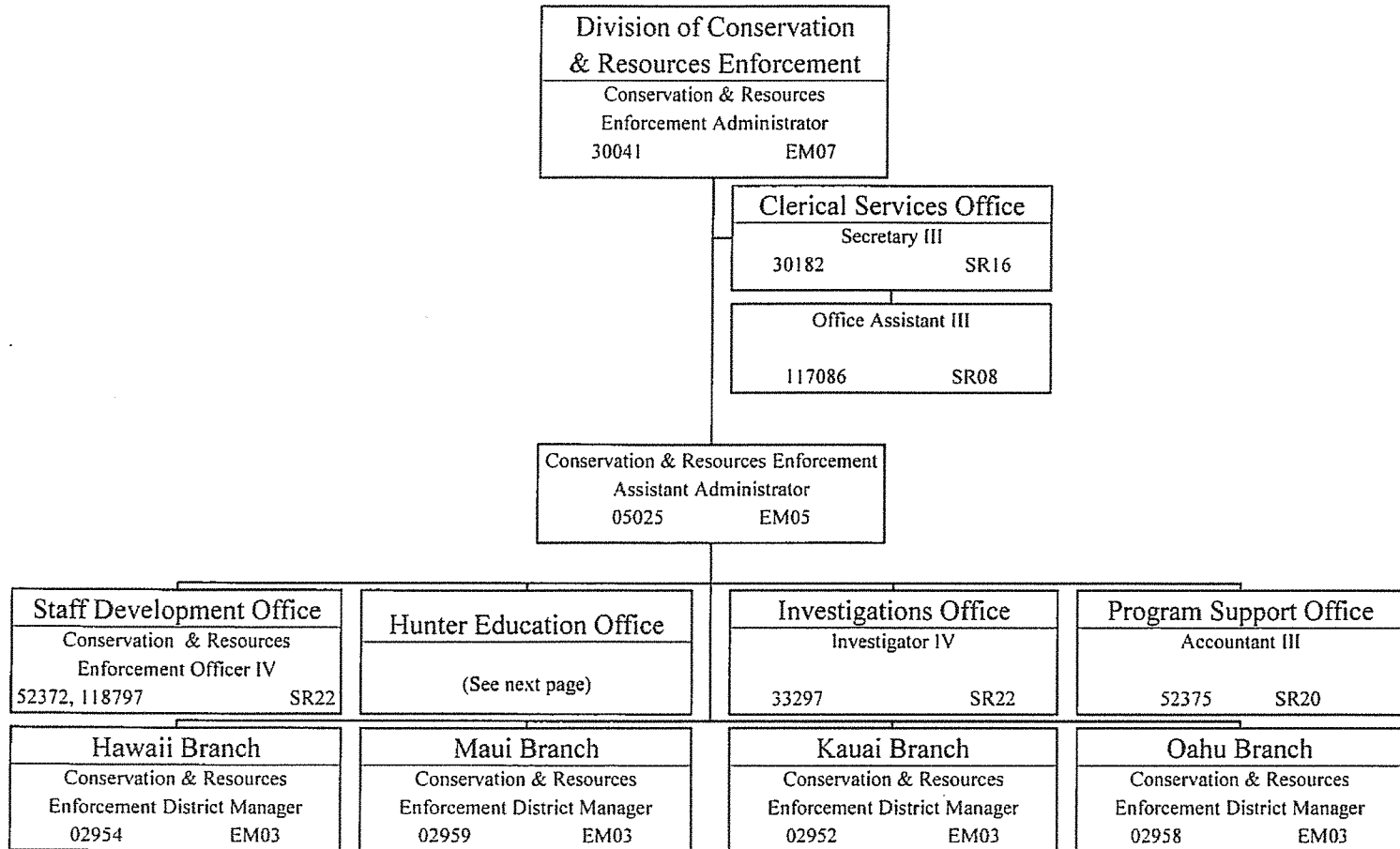
State of Hawaii
 Department of Land and Natural Resources
 Bureau of Conveyances
 Land Court Recording Branch
 Position Organization Chart



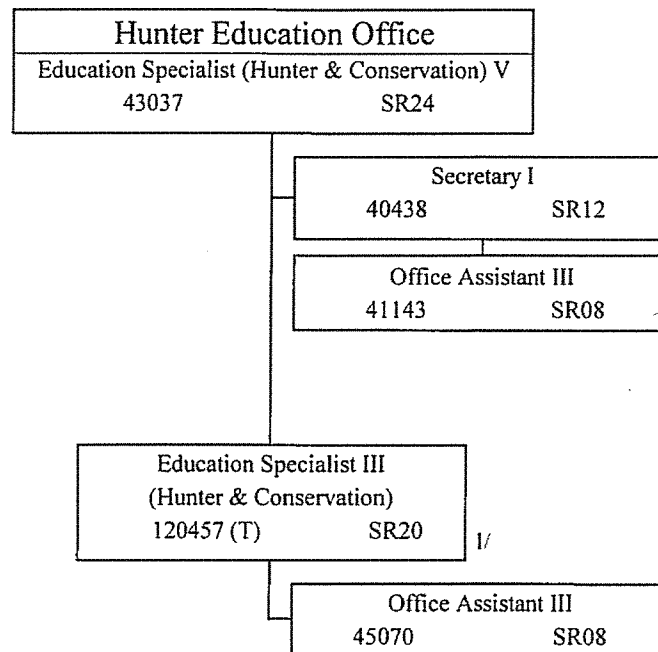
State of Hawaii
Department of Land and Natural Resources
Division of Conservation and Resources Enforcement
Position Organization Chart



State of Hawaii
 Department of Land and Natural Resources
 Division of Conservation and Resources Enforcement
 Administration and Staff Offices
 Position Organization Chart

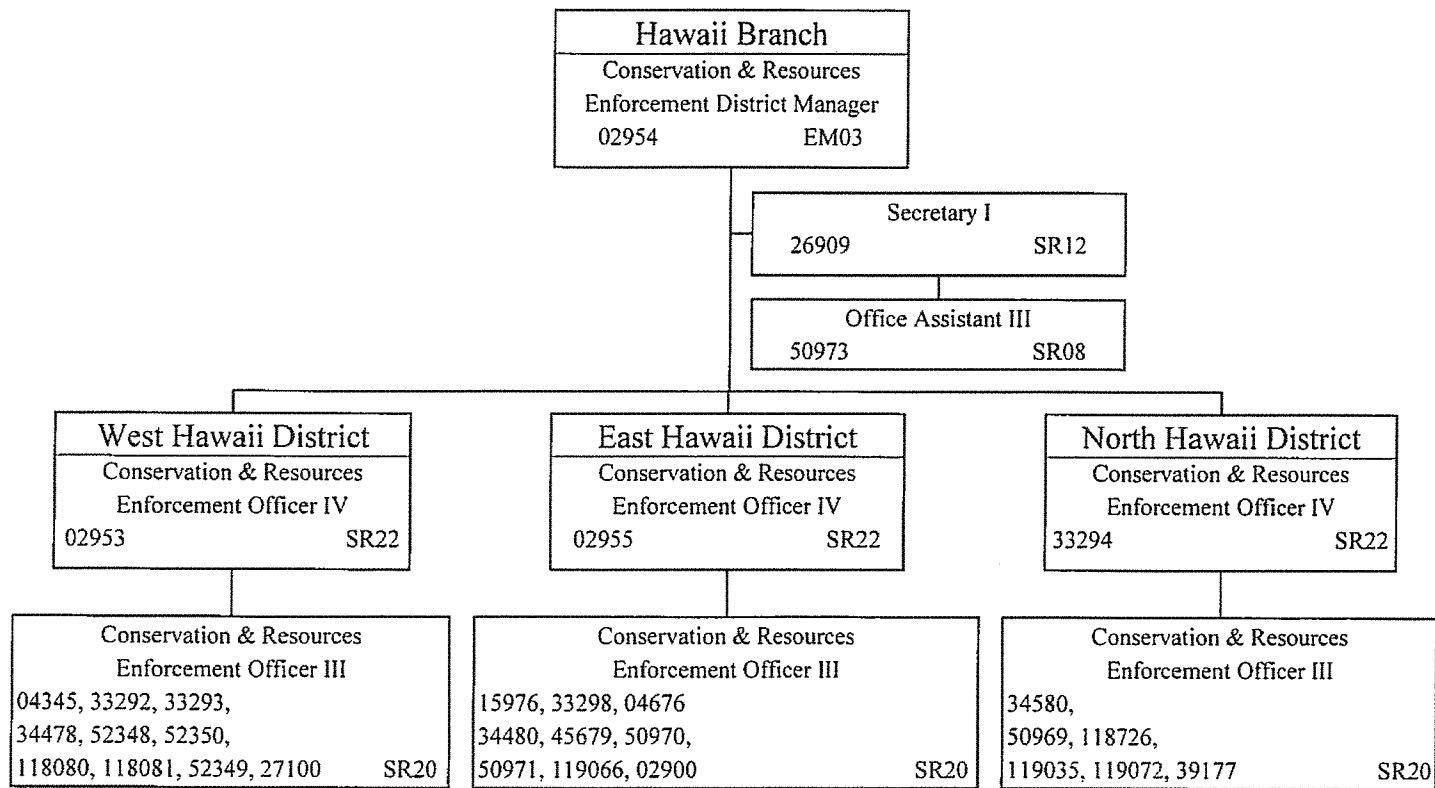


State of Hawaii
Department of Land and Natural Resources
Division of Conservation and Resources Enforcement
Hunter Education Office
Position Organization Chart

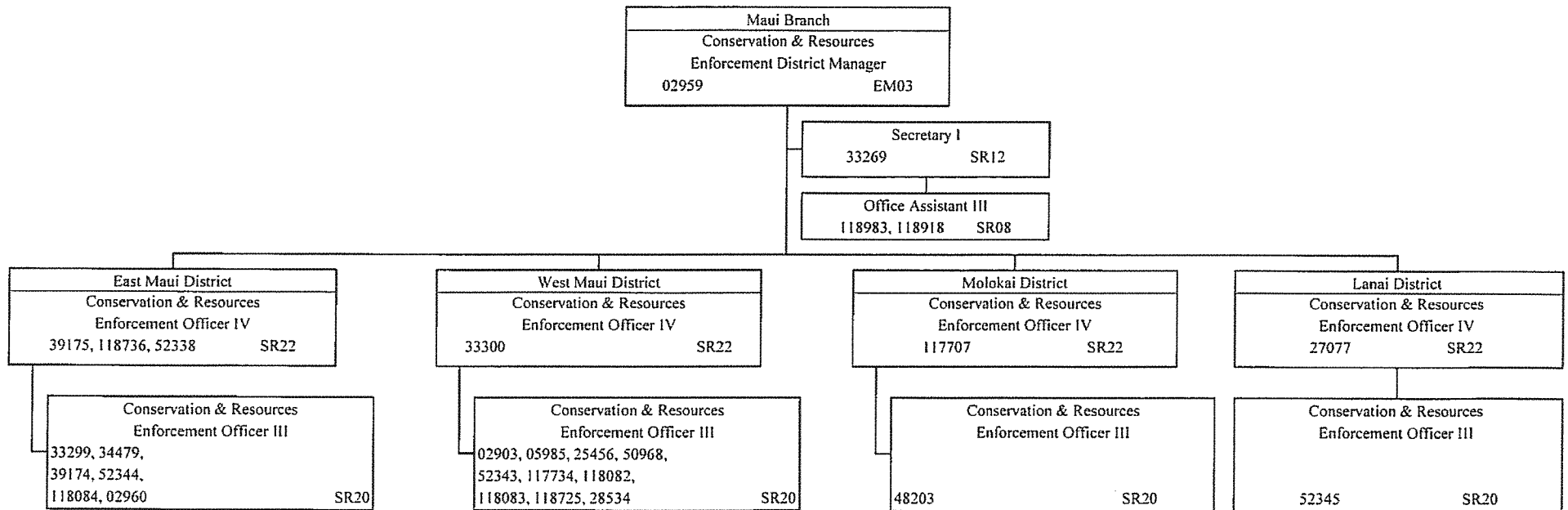


I/ Budgeted temp posn 120457 (T) NTE 6-30-16.

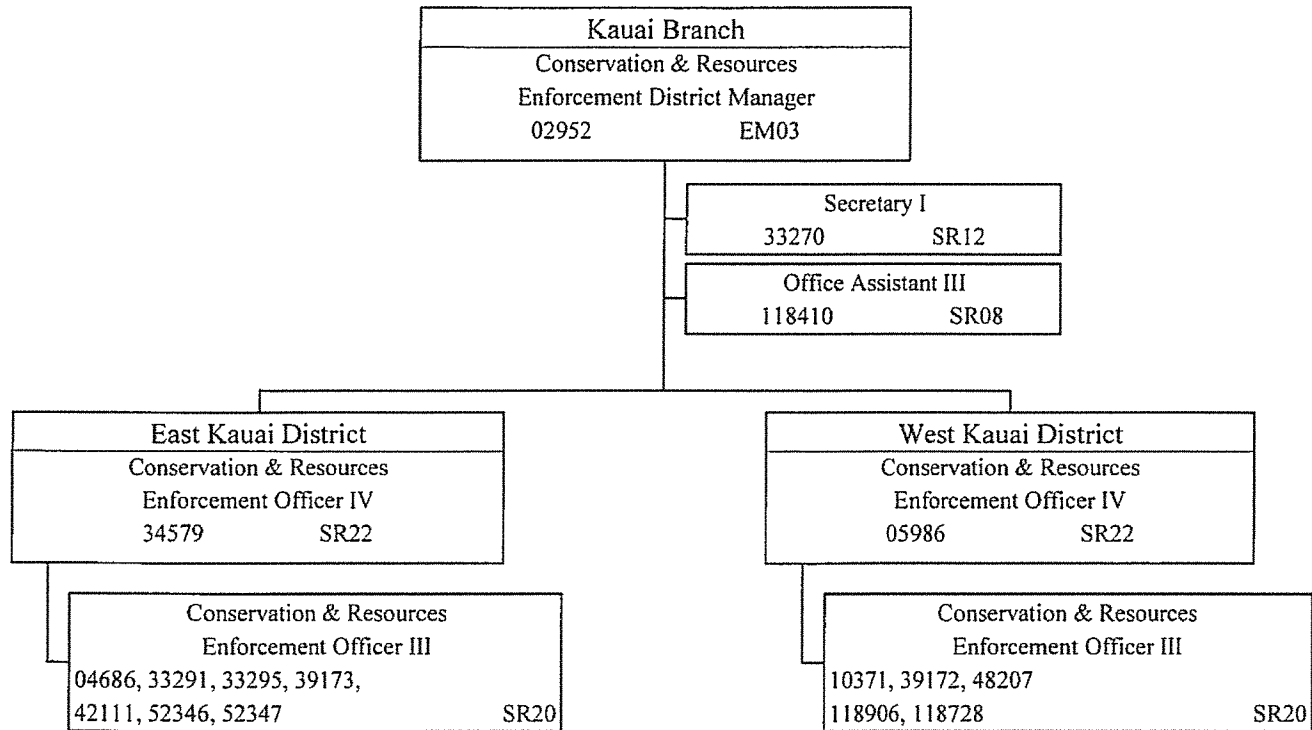
State of Hawaii
 Department of Land and Natural Resources
 Division of Conservation and Resources Enforcement
 Hawaii Branch
 Position Organization Chart



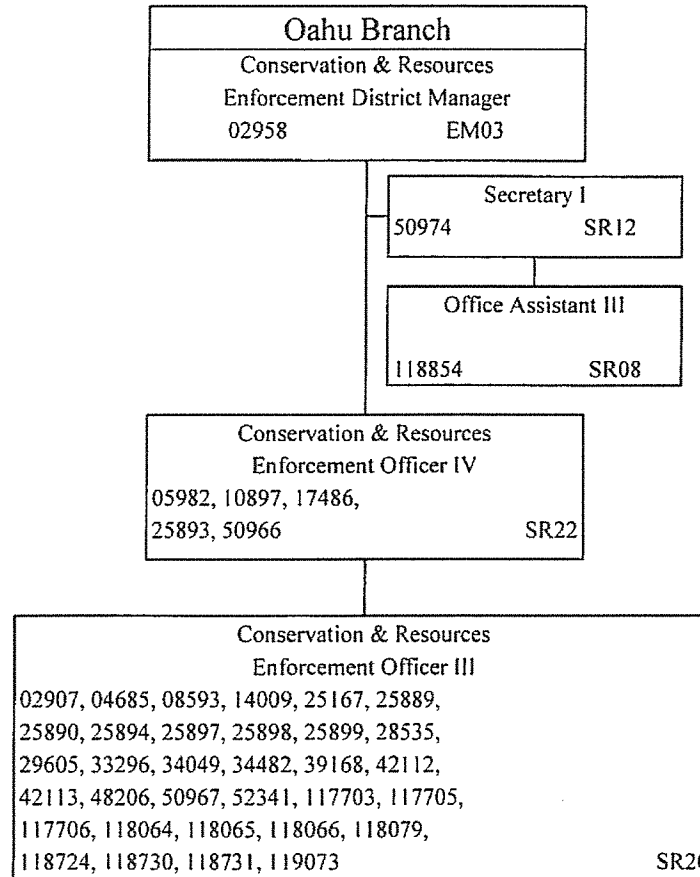
State of Hawaii
 Department of Land and Natural Resources
 Division of Conservation and Resources Enforcement
 Maui Branch
 Position Organization Chart



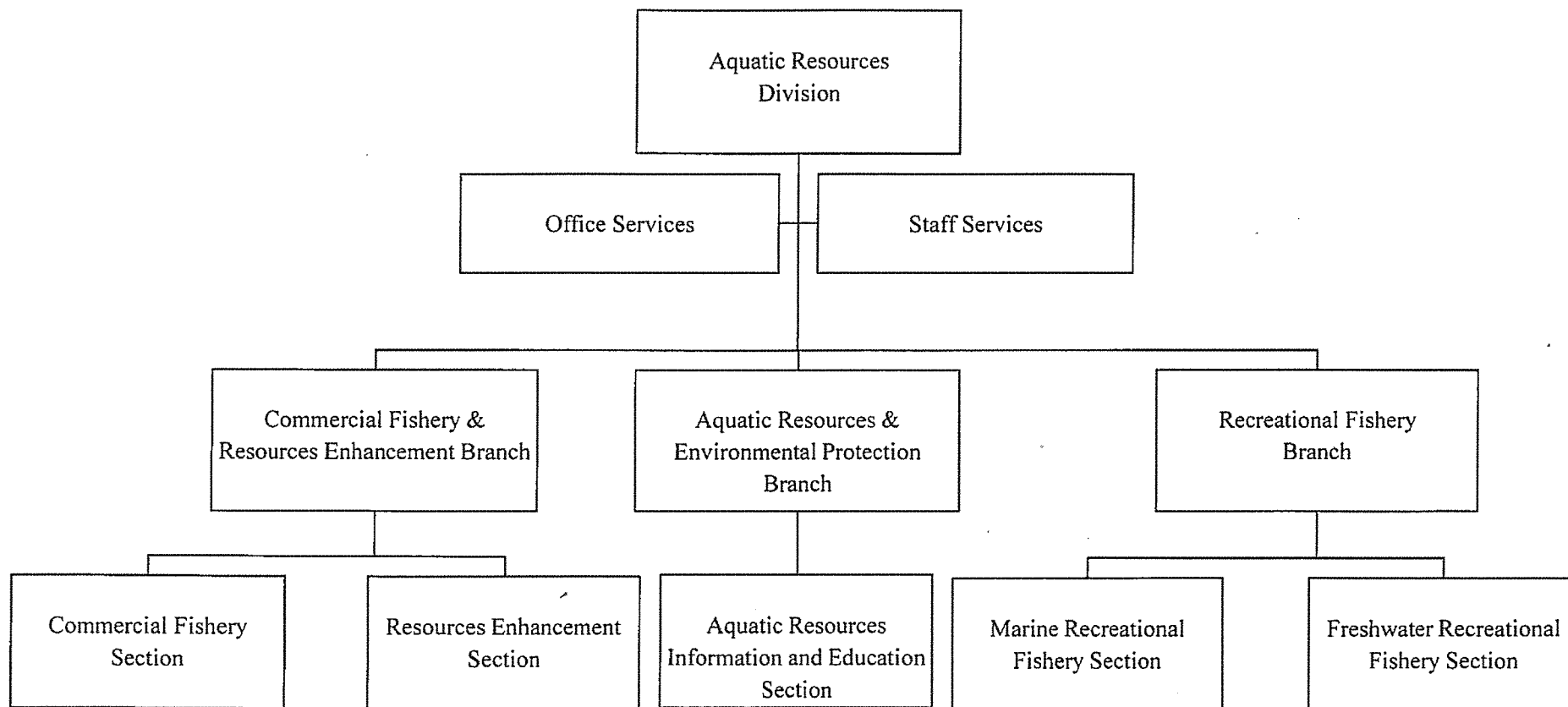
State of Hawaii
 Department of Land and Natural Resources
 Division of Conservation and Resources Enforcement
 Kauai Branch
 Position Organization Chart



State of Hawaii
 Department of Land and Natural Resources
 Division of Conservation and Resources Enforcement
 Oahu Branch
 Position Organization Chart

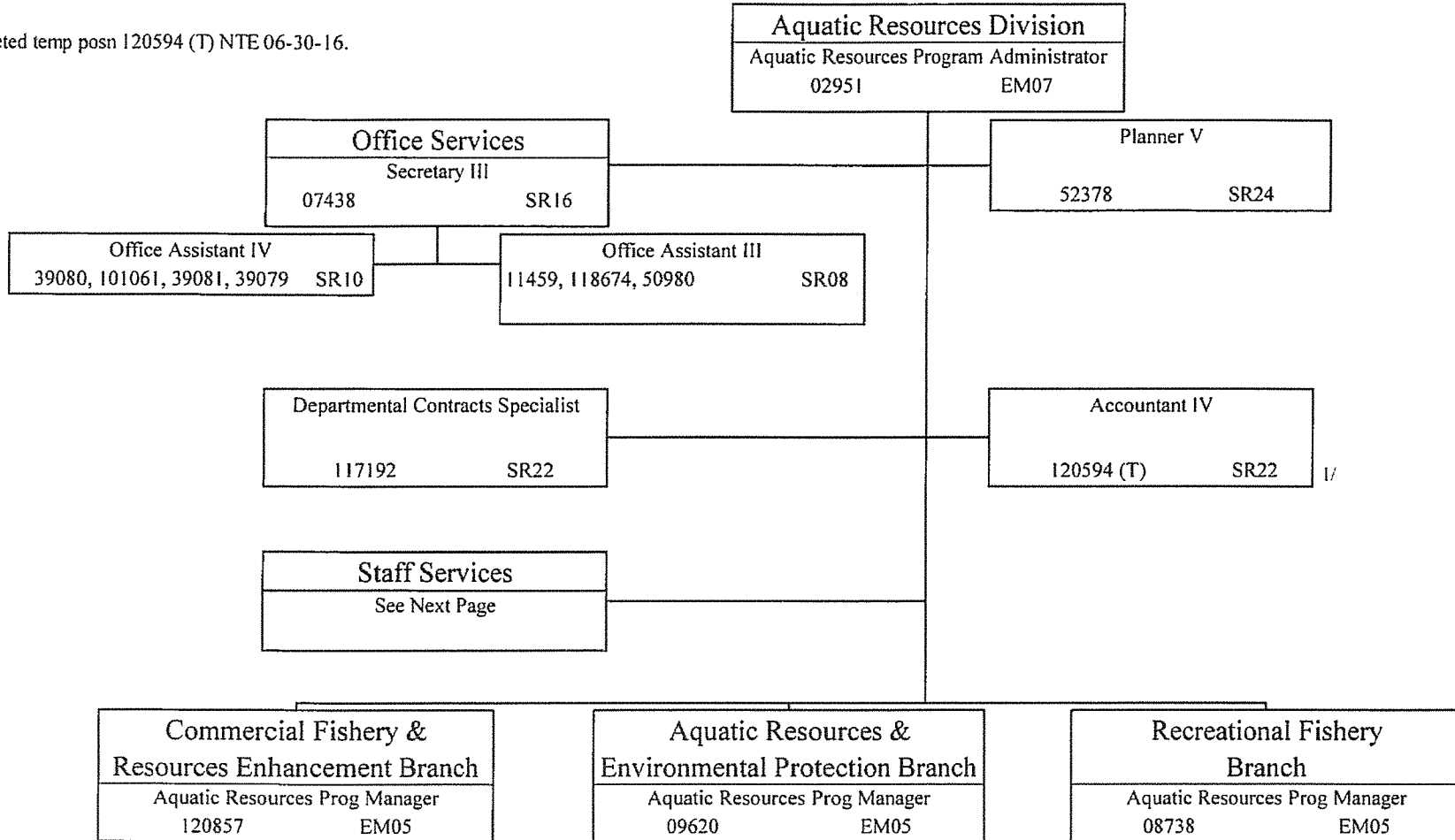


State of Hawaii
Department of Land and Natural Resources
Aquatic Resources Division
Position Organization Chart

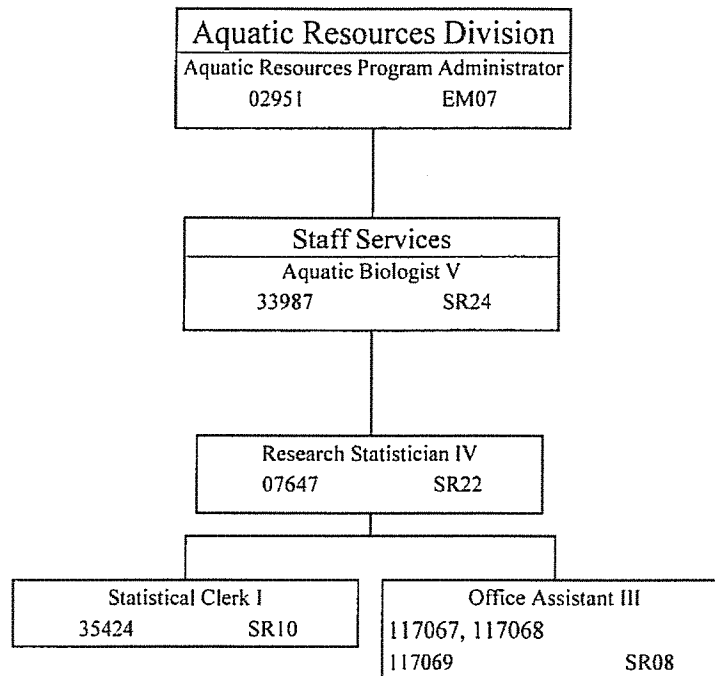


State of Hawaii
 Department of Land and Natural Resources
 Aquatic Resources Division
 Division Administration & Staff Offices
 Position Organization Chart

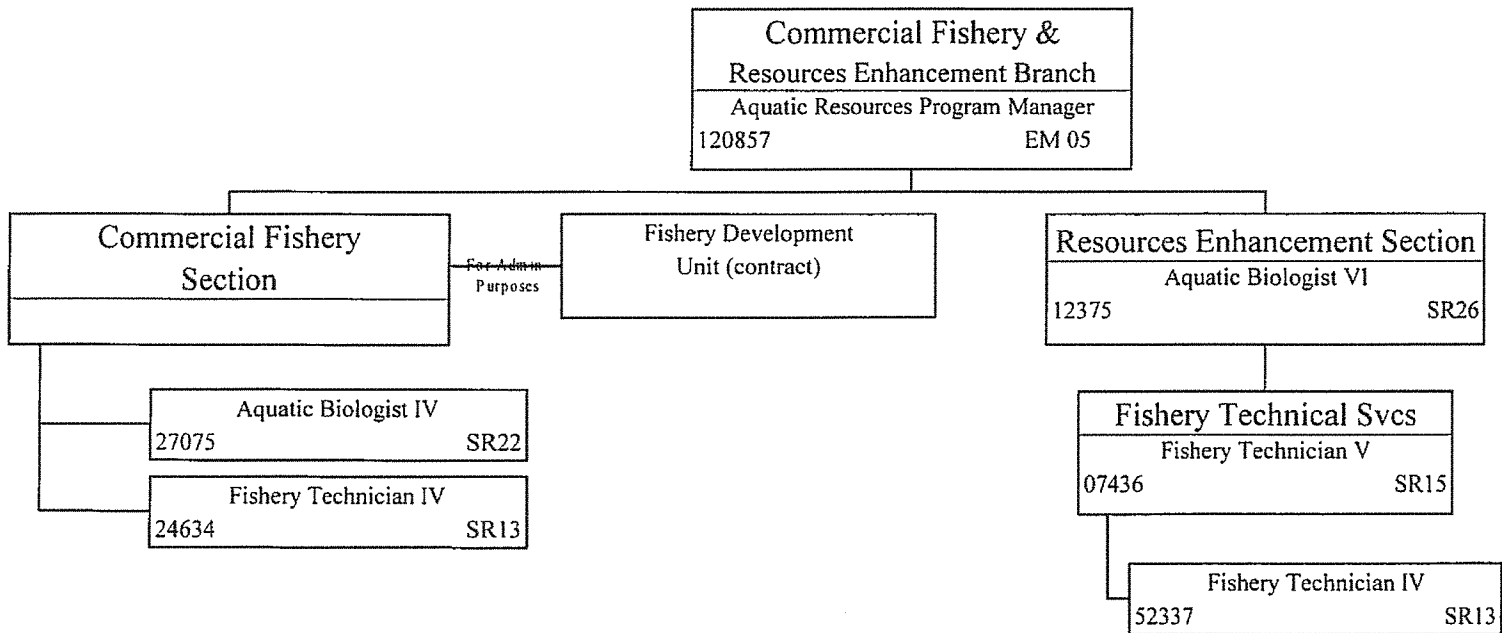
1/ Budgeted temp posn 120594 (T) NTE 06-30-16.



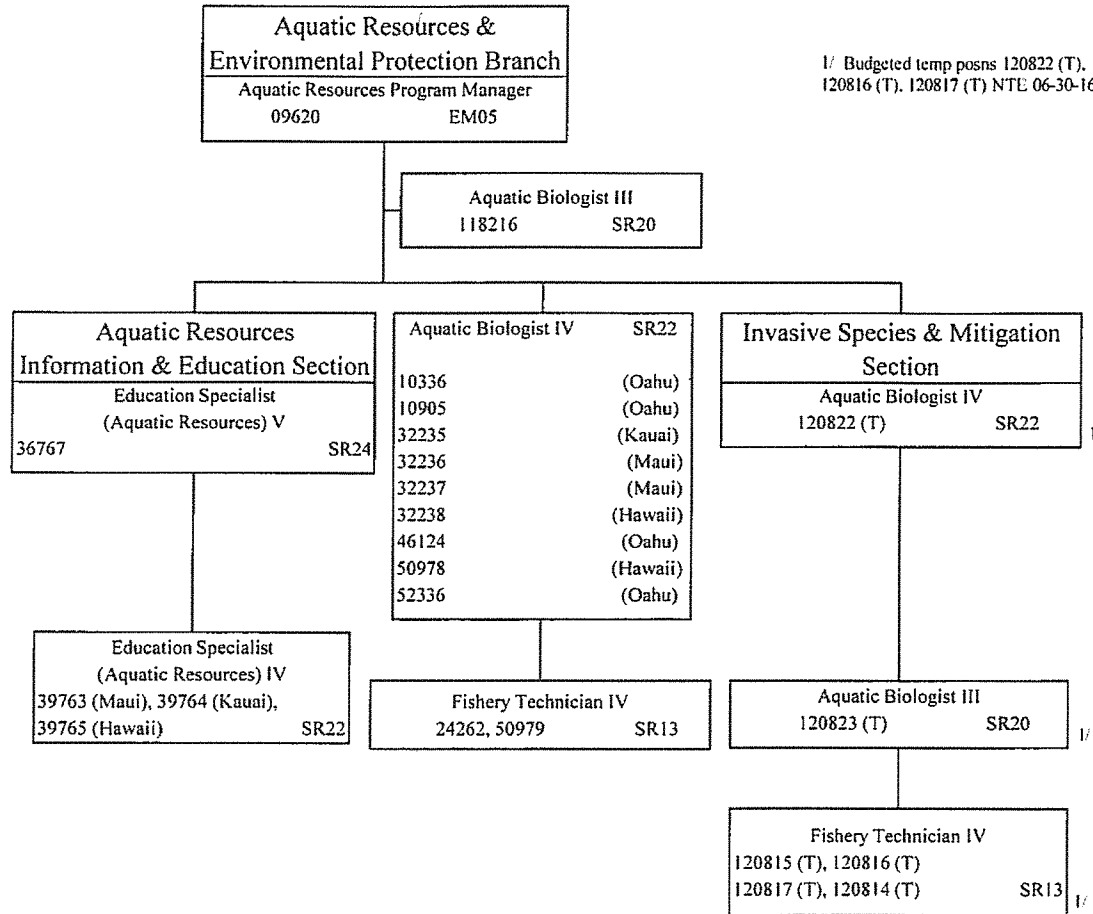
State of Hawaii
Department of Land and Natural Resources
Aquatic Resources Division
Division Administration and Staff Offices
Staff Services
Position Organization Chart



State of Hawaii
 Department of Land and Natural Resources
 Aquatic Resources Division
 Commercial Fishery & Resources Enhancement Branch
 Position Organization Chart

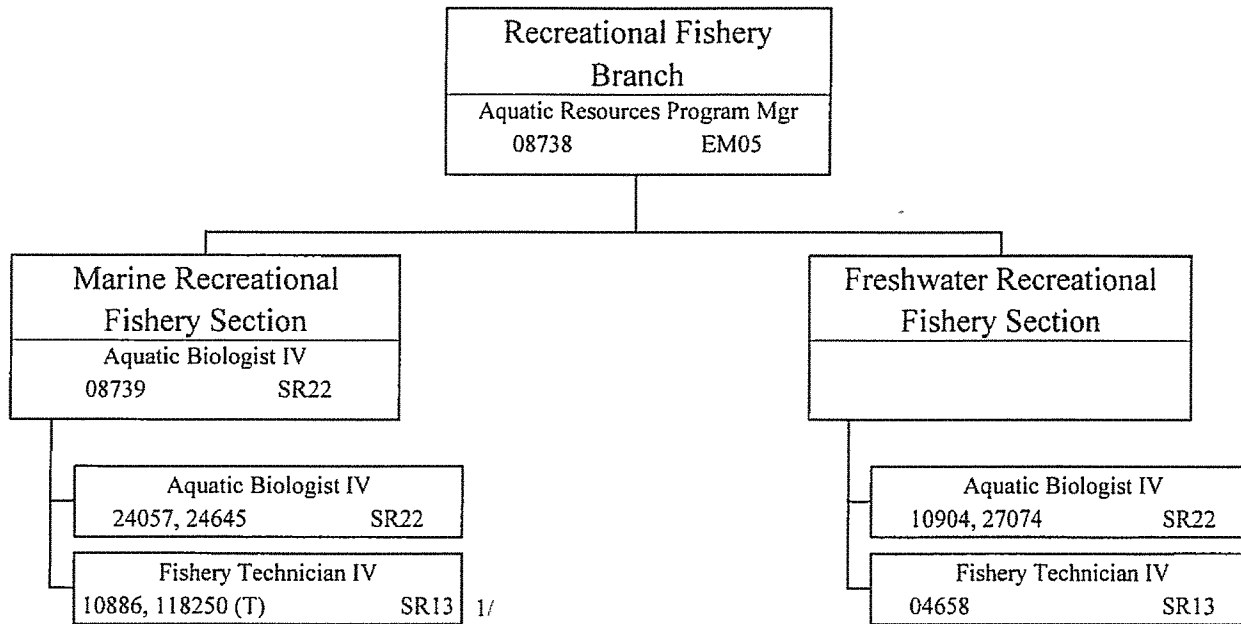


State of Hawaii
 Department of Land and Natural Resources
 Aquatic Resources Division
 Aquatic Resources & Environmental Protection Branch
 Position Organization Chart



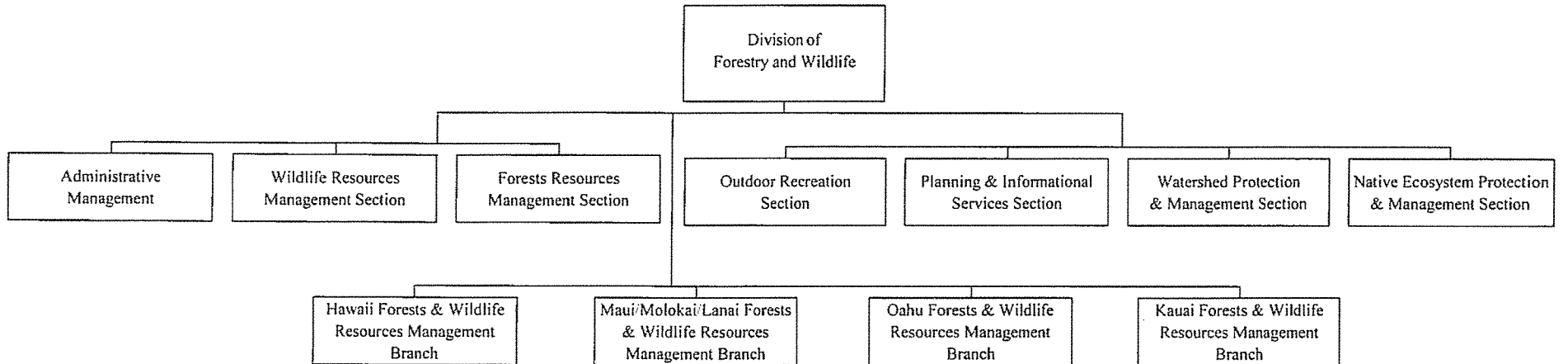
1/ Budgeted temp posns 120822 (T), 120823 (T), 120814 (T), 120815 (T), 120816 (T), 120817 (T) NTE 06-30-16.

State of Hawaii
 Department of Land and Natural Resources
 Aquatic Resources Division
 Recreational Fishery Branch
 Position Organization Chart



1/ Budgeted temp posn 118250 (T) NTE 06-30-16.

State of Hawaii
Department of Land and Natural Resources
Division of Forestry and Wildlife
Position Organization Chart



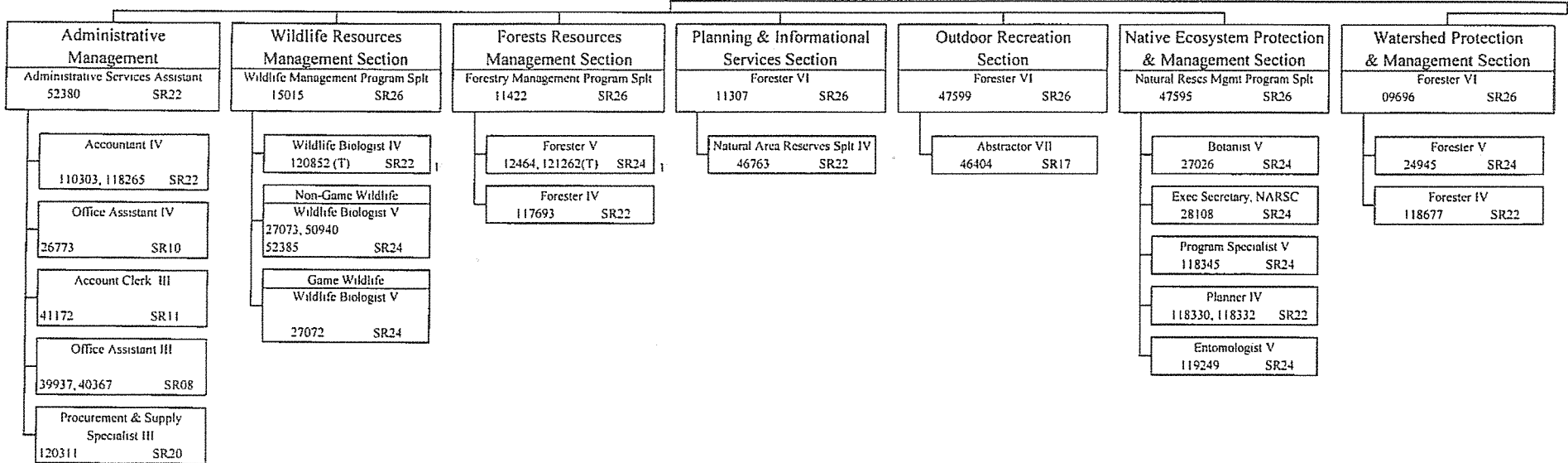
State of Hawaii
 Department of Land and Natural Resources
 Division of Forestry and Wildlife
 Administrative & Staff Support Services
 Position Organization Chart

Division of Forestry and Wildlife
 Forestry & Wildlife Administrator
 02882 EM08

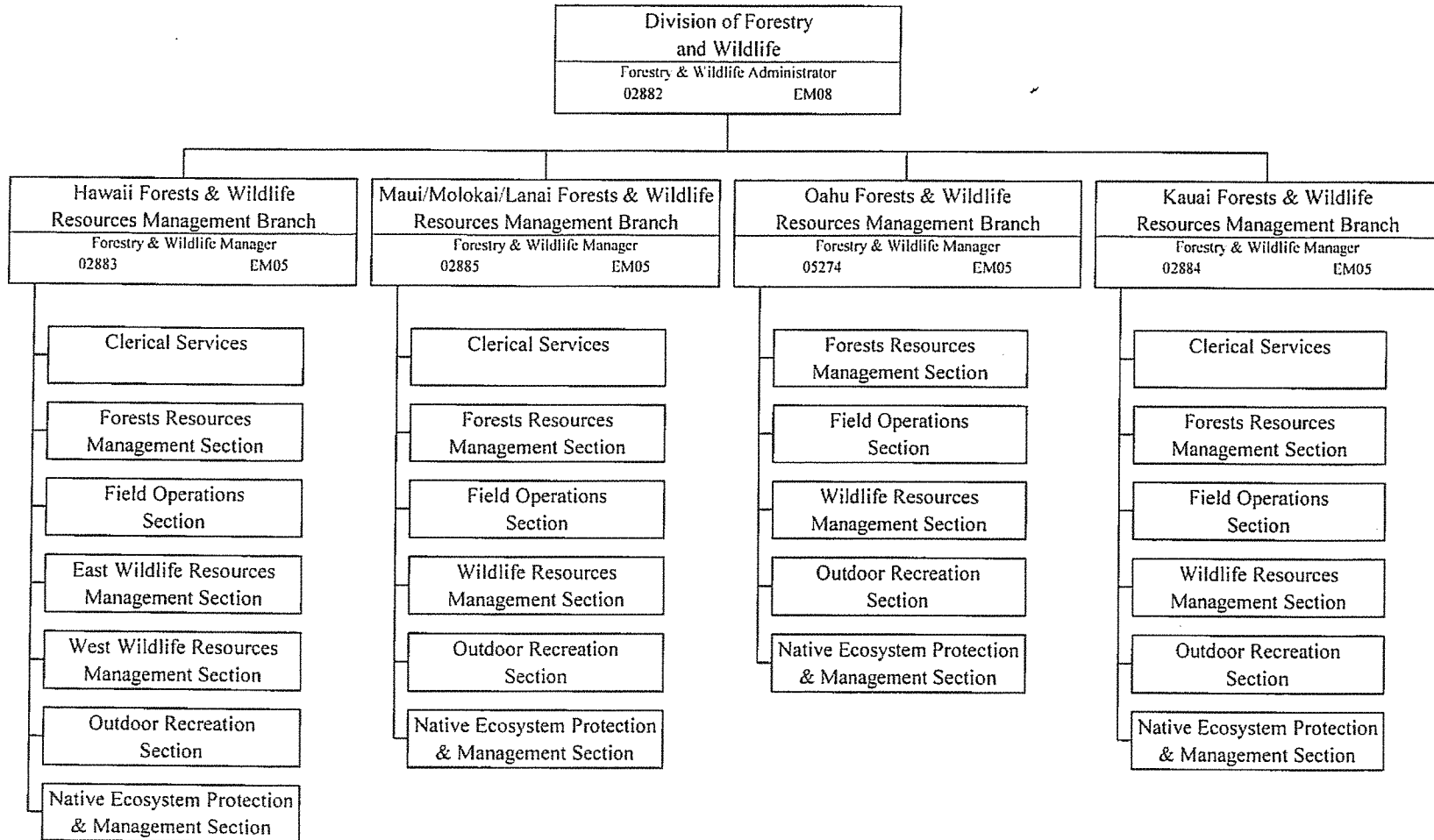
Secretary III
 02860 SR16

Personnel Management Specialist IV
 121501(T) SR22

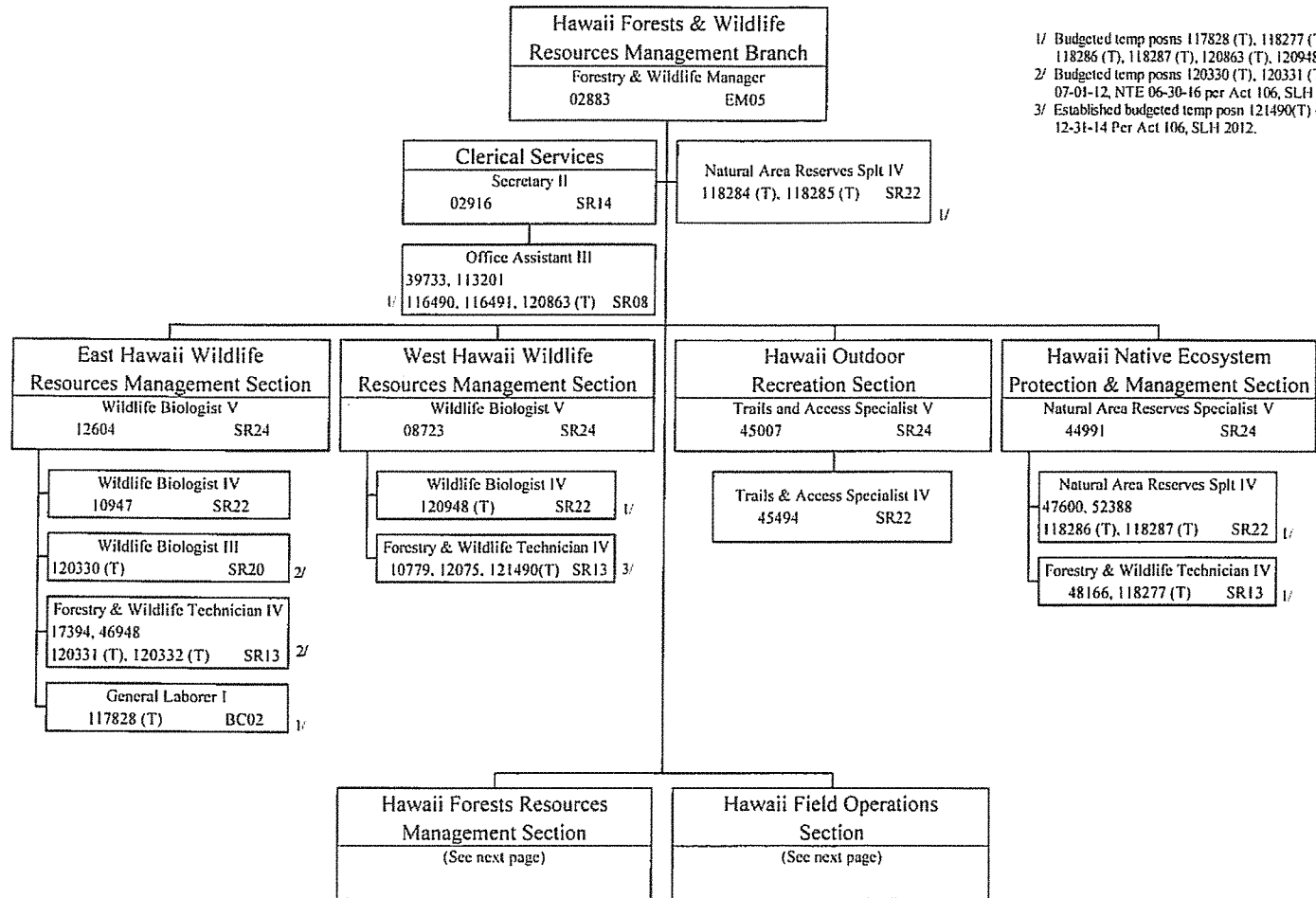
† Budgeted temp posns 120852 (T), 121262 (T), 121501 (T) NTE 06-30-16.



State of Hawaii
 Department of Land and Natural Resources
 Division of Forestry and Wildlife
 Forests & Wildlife Resources Management Branches
 Position Organization Chart



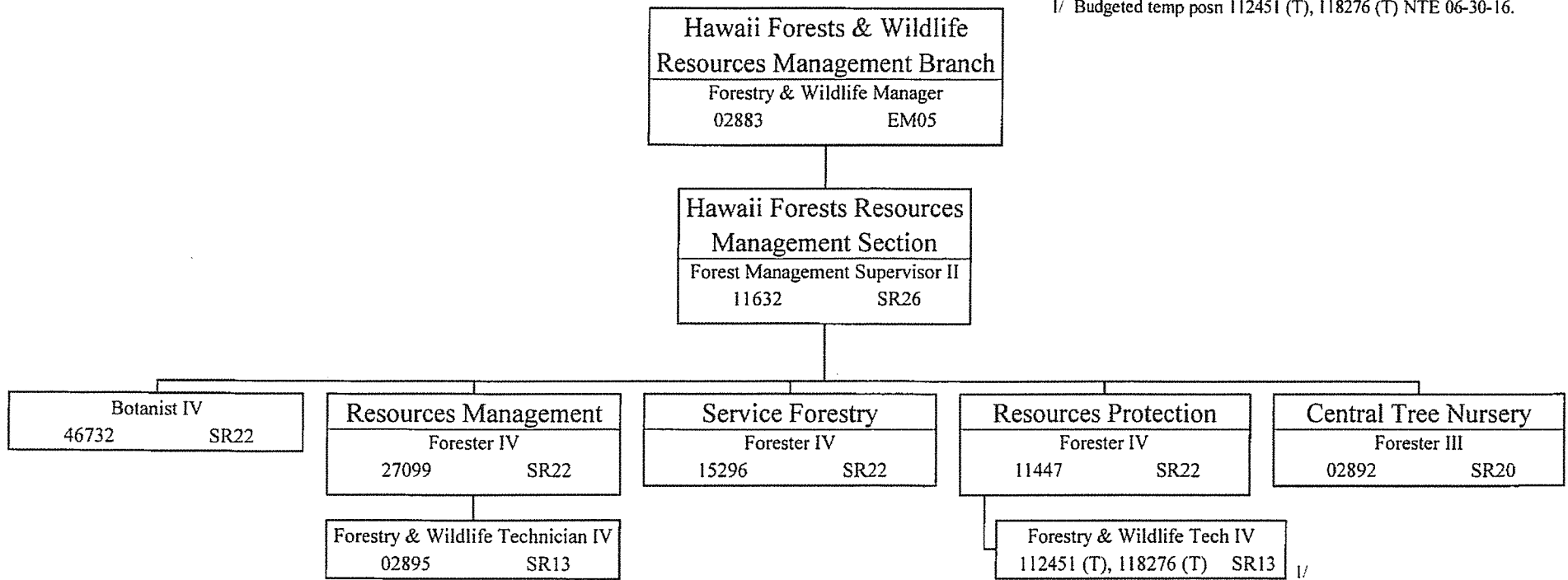
State of Hawaii
 Department of Land and Natural Resources
 Division of Forestry and Wildlife
 Hawaii Forests & Wildlife Resources Management
 Position Organization Chart



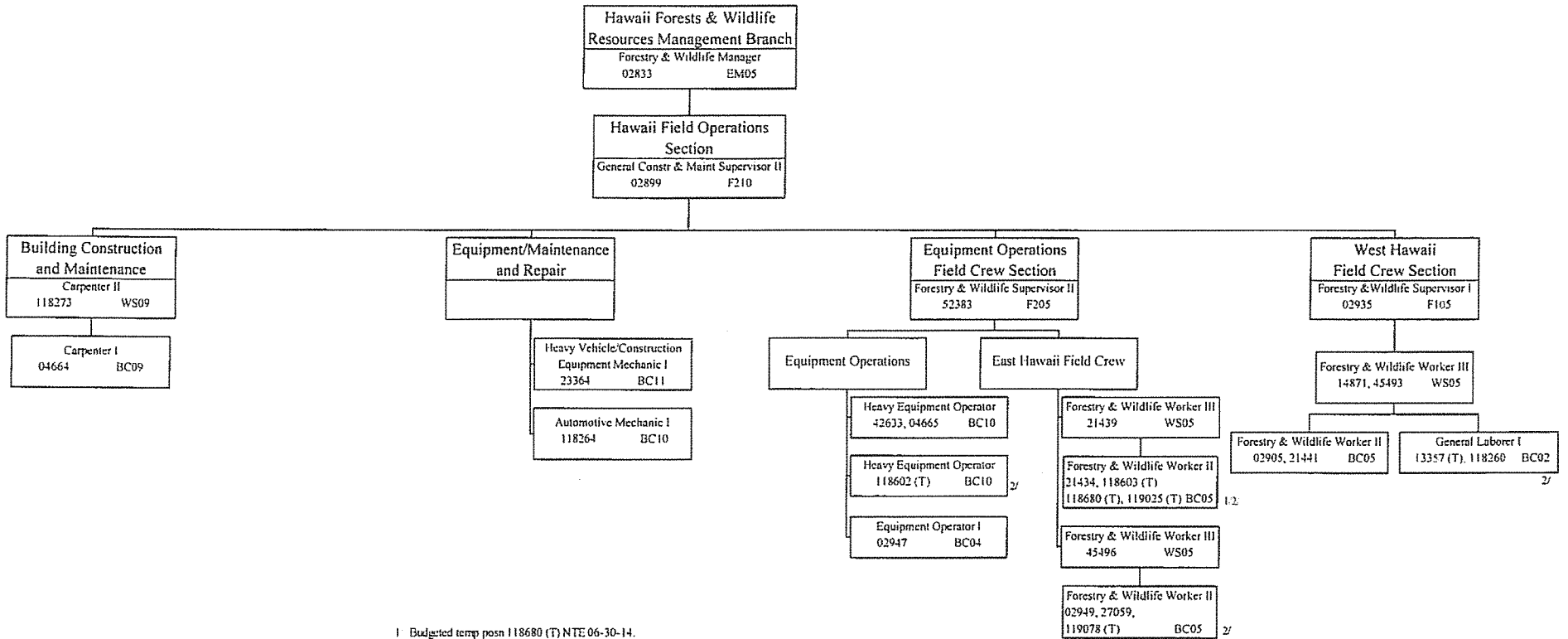
- 1/ Budgeted temp posns 117828 (T), 118277 (T), 118284 (T), 118285 (T), 118286 (T), 118287 (T), 120863 (T), 120948 (T) NTE 06-30-16.
- 2/ Budgeted temp posns 120330 (T), 120331 (T), 120332 (T) authorized effective 07-01-12, NTE 06-30-16 per Act 106, SLH 2012.
- 3/ Established budgeted temp posn 121490(T) effective 10-01-14, NTE 12-31-14 Per Act 106, SLH 2012.

State of Hawaii
 Department of Land and Natural Resources
 Division of Forestry and Wildlife
 Hawaii Forests & Wildlife Resources Management Branch
 Hawaii Forests Resources Management Section
 Position Organization Chart

1/ Budgeted temp posn 112451 (T), 118276 (T) NTE 06-30-16.

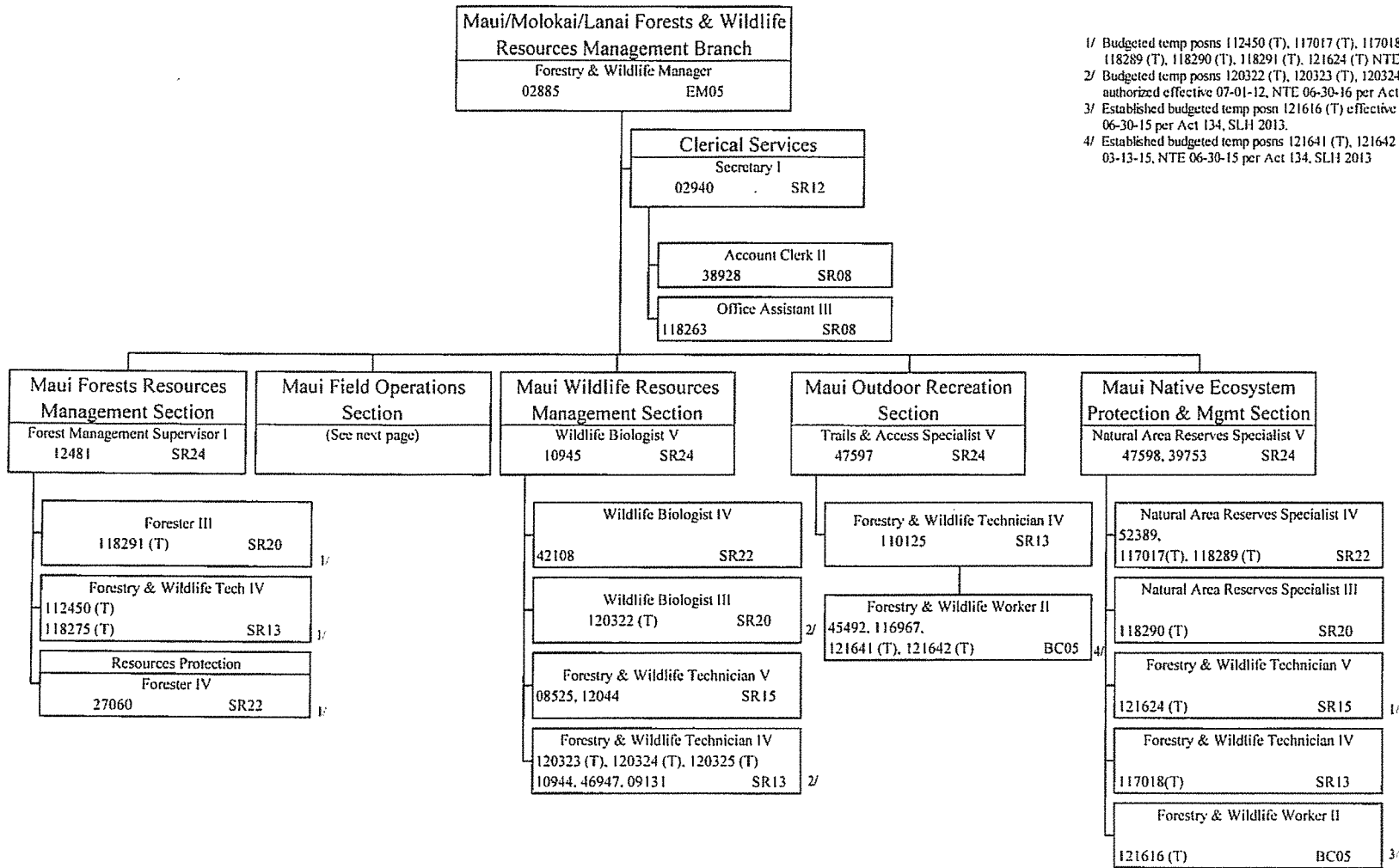


State of Hawaii
 Department of Land and Natural Resources
 Division of Forestry & Wildlife
 Hawaii Forests & Wildlife Resources Management Branch
 Hawaii Field Operations Section
 Position Organization Chart



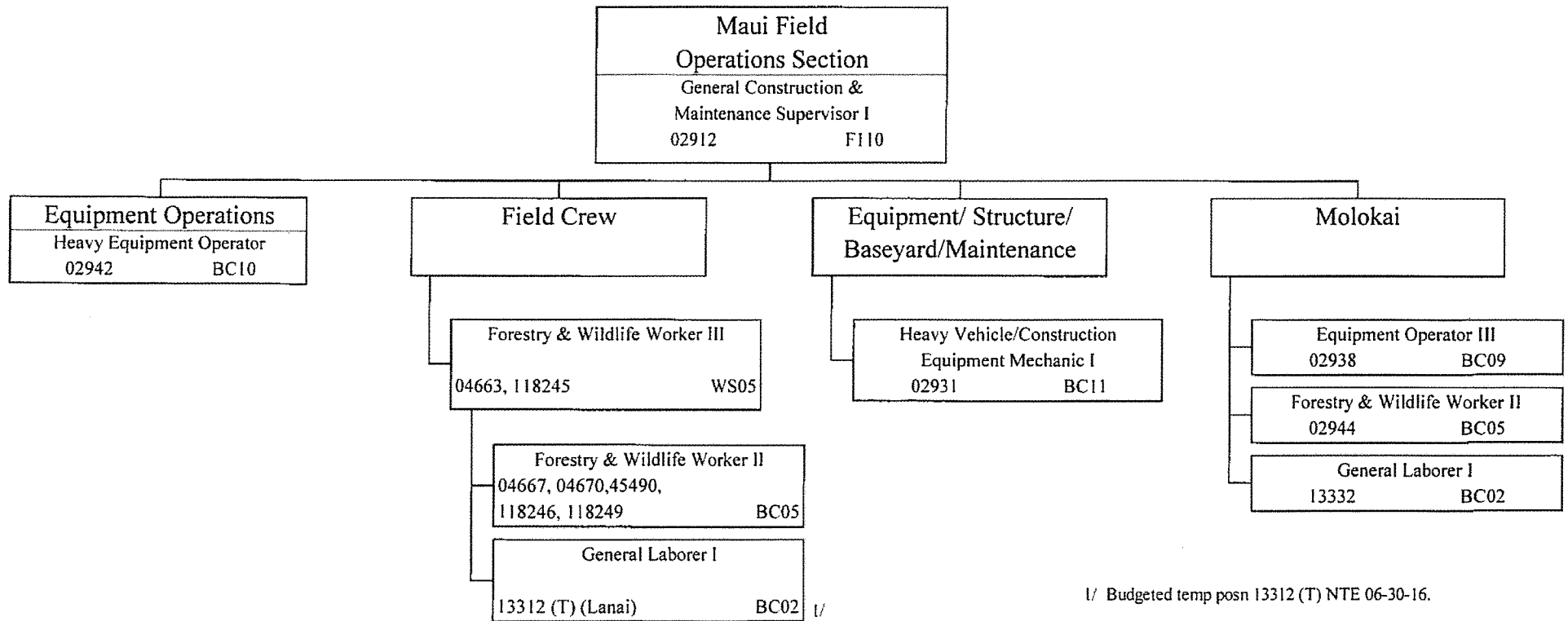
1/ Budgeted temp posn 118680 (T) NTE 06-30-14.
 2/ Budgeted temp posns 13357 (T), 118602 (T), 118603 (T),
 119025 (T), 119078 (T) NTE 06-30-16.

State of Hawaii
 Department of Land and Natural Resources
 Division of Forestry and Wildlife
 Maui/Molokai/Lanai Forests & Wildlife Resources Management Branch
 Position Organization Chart

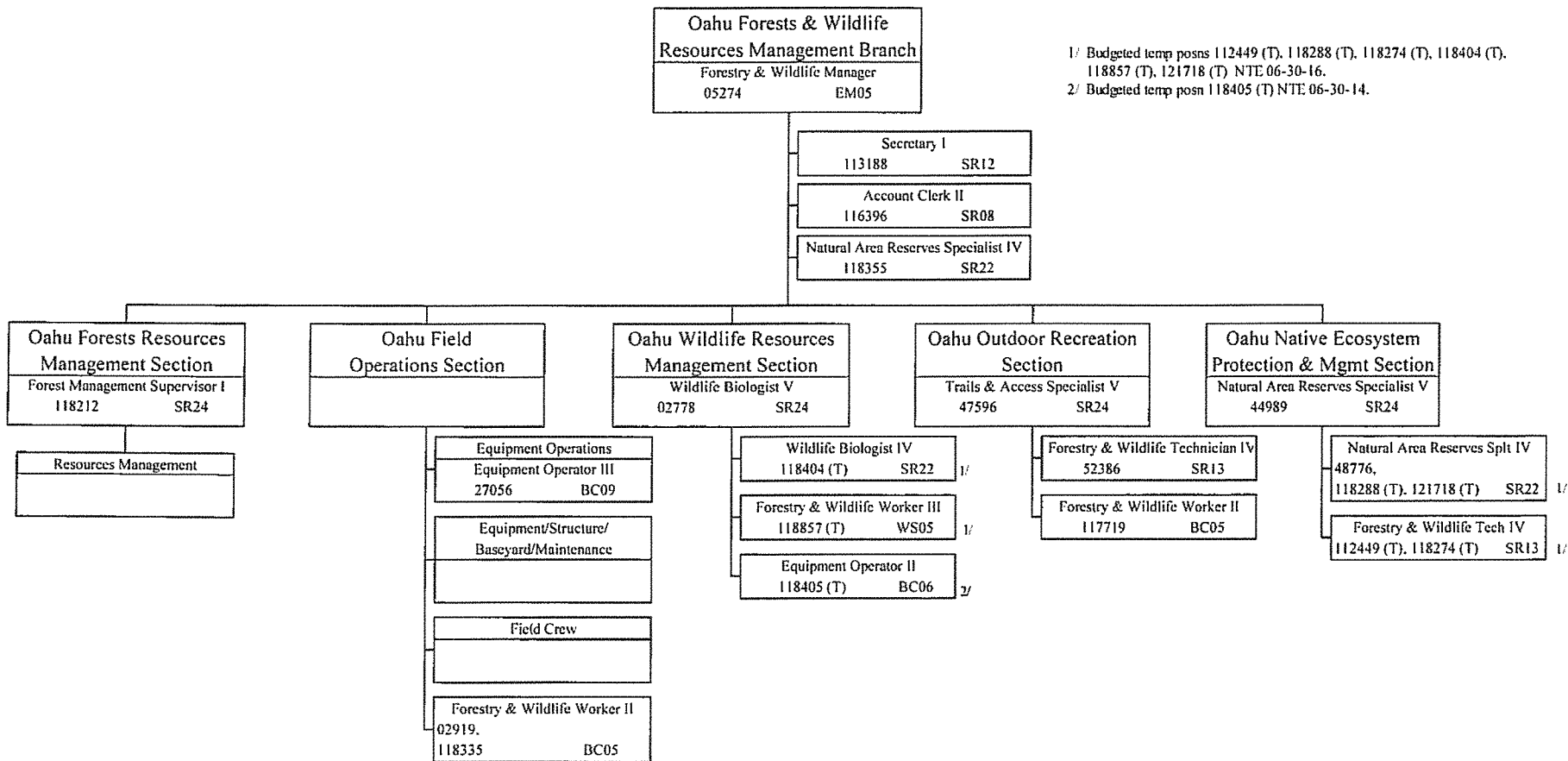


- 1/ Budgeted temp posns 112450 (T), 117017 (T), 117018 (T), 118275 (T), 118289 (T), 118290 (T), 118291 (T), 121624 (T) NTE 06-30-16.
- 2/ Budgeted temp posns 120322 (T), 120323 (T), 120324 (T), 120325 (T) authorized effective 07-01-12, NTE 06-30-16 per Act 106, SLH 2012
- 3/ Established budgeted temp posn 121616 (T) effective 02-27-15, NTE 06-30-15 per Act 134, SLH 2013.
- 4/ Established budgeted temp posns 121641 (T), 121642 (T) effective 03-13-15, NTE 06-30-15 per Act 134, SLH 2013

State of Hawaii
 Department of Land and Natural Resources
 Division of Forestry and Wildlife
 Maui/Molokai/Lanai Forests & Wildlife Resources Management Branch
 Maui Field Operations Section
 Position Organization Chart

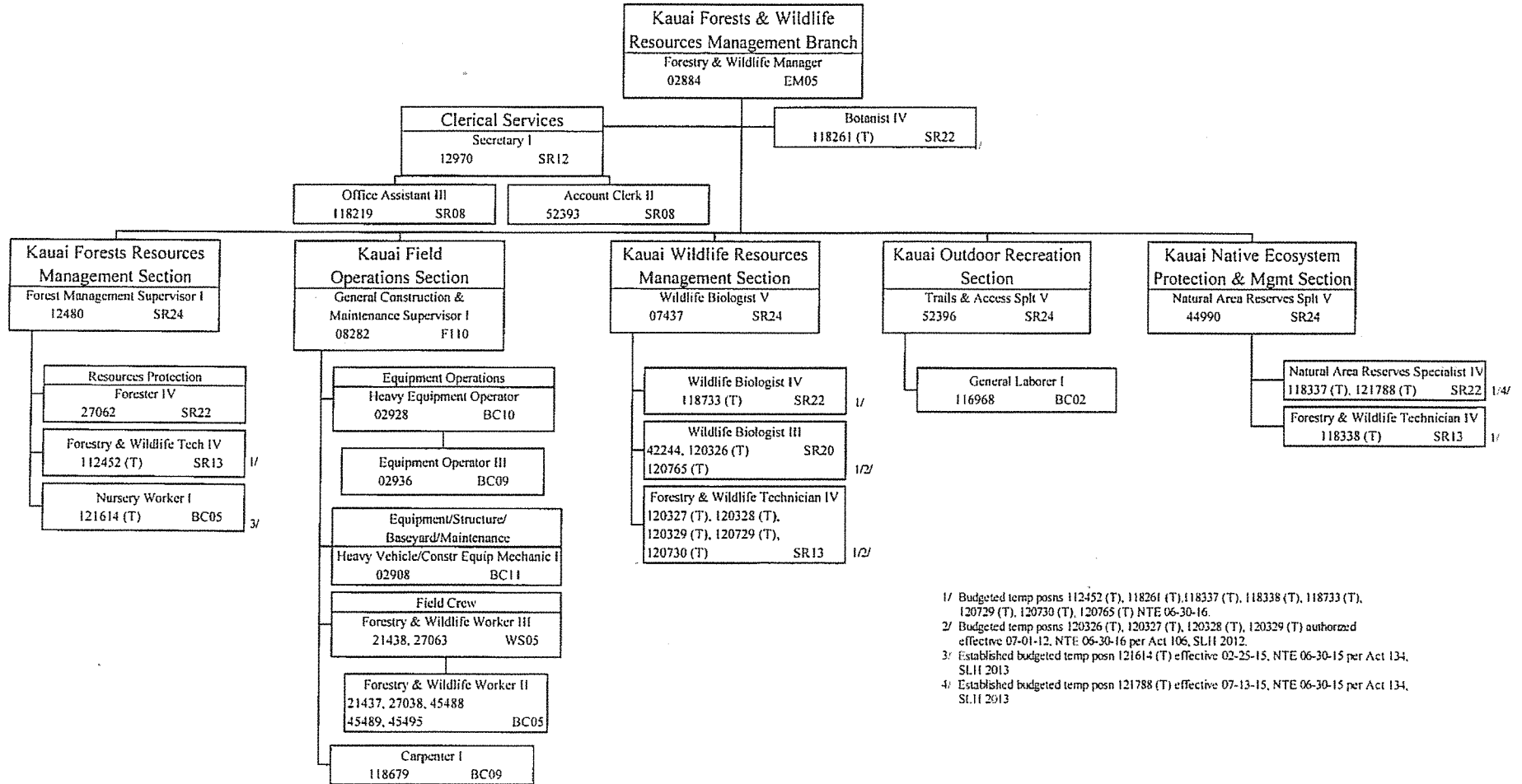


State of Hawaii
 Department of Land and Natural Resources
 Division of Forestry and Wildlife
 Oahu Forests and Wildlife Resources Management Branch
 Position Organization Chart



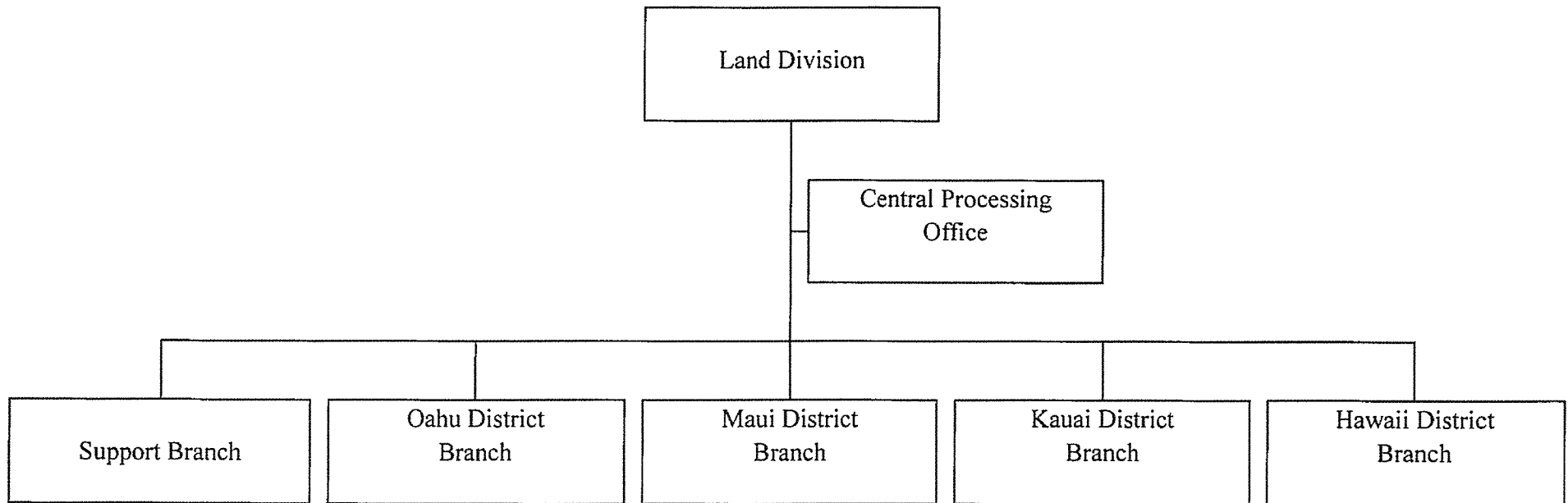
1/ Budgeted temp posns 112449 (T), 118288 (T), 118274 (T), 118404 (T), 118857 (T), 121718 (T) NTE 06-30-16.
 2/ Budgeted temp posn 118405 (T) NTE 06-30-14.

State of Hawaii
 Department of Land and Natural Resources
 Division of Forestry and Wildlife
 Kauai Forests and Wildlife Resources Management Branch
 Position Organization Chart

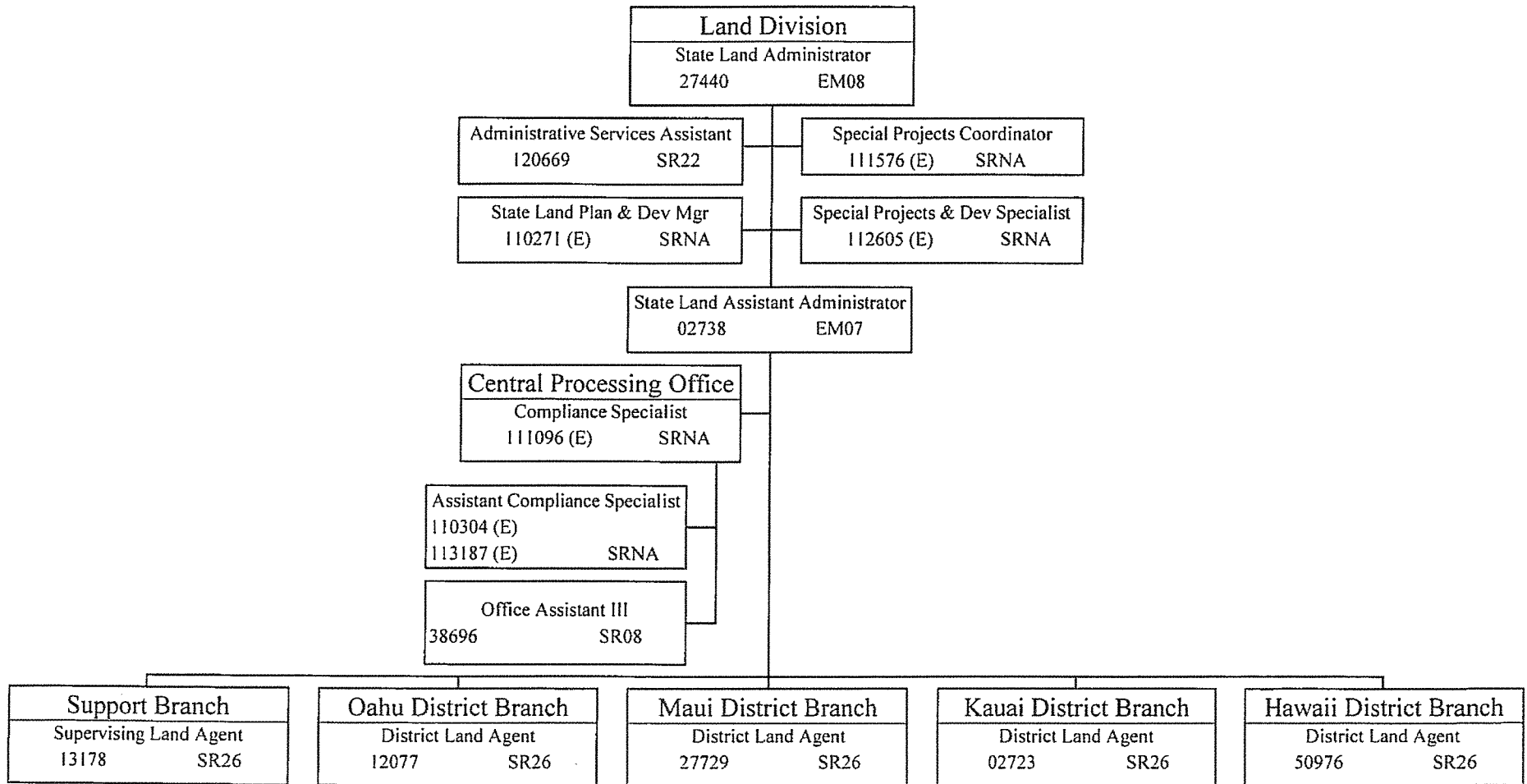


1/ Budgeted temp posns 112452 (T), 118261 (T), 118337 (T), 118338 (T), 118733 (T), 120729 (T), 120730 (T), 120765 (T) NTE 06-30-16.
 2/ Budgeted temp posns 120326 (T), 120327 (T), 120328 (T), 120329 (T) authorized effective 07-01-12, NTE 06-30-16 per Act 106, SLII 2012.
 3/ Established budgeted temp posn 121614 (T) effective 02-25-15, NTE 06-30-15 per Act 134, SLII 2013.
 4/ Established budgeted temp posn 121788 (T) effective 07-13-15, NTE 06-30-15 per Act 134, SLII 2013.

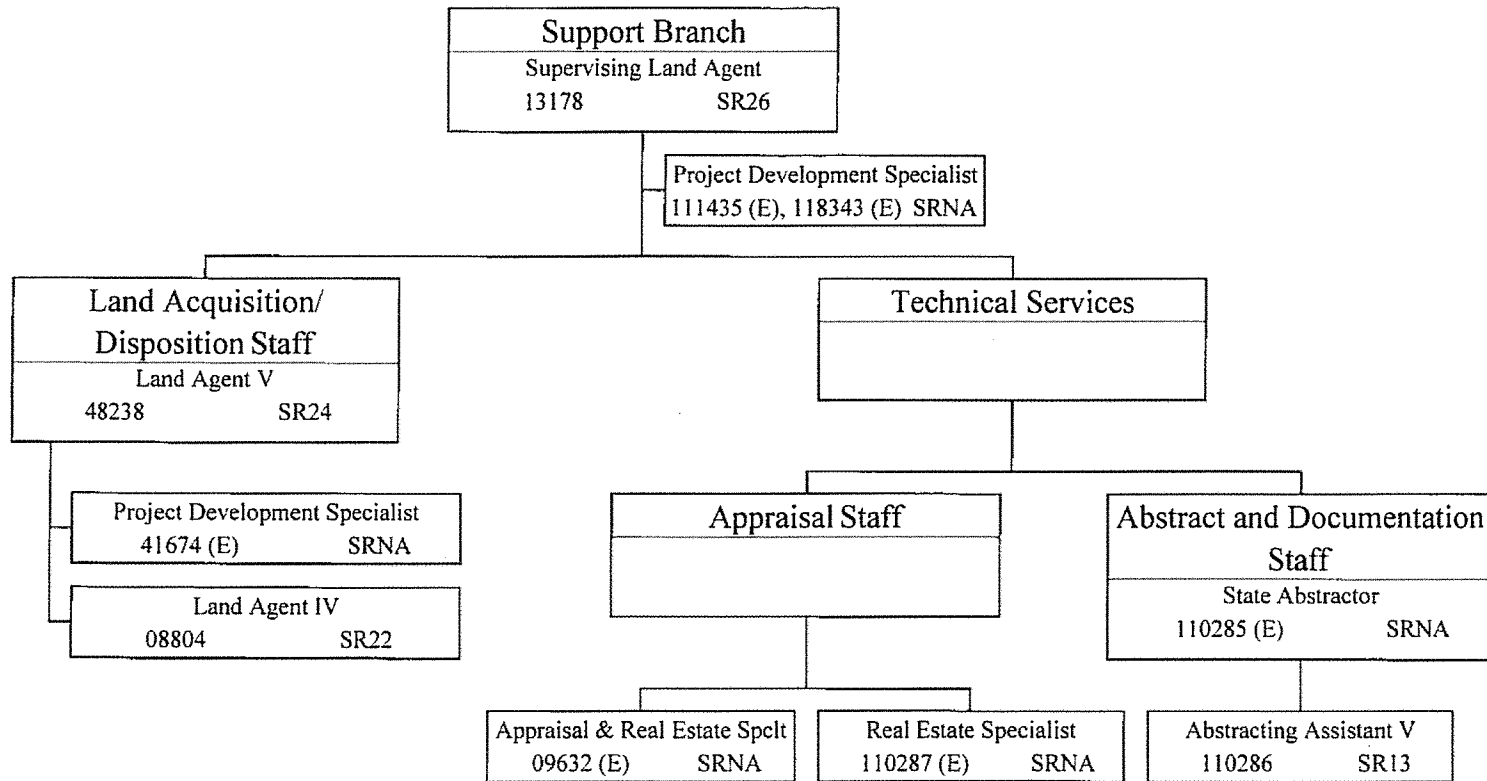
State of Hawaii
Department of Land and Natural Resources
Land Division
Position Organization Chart



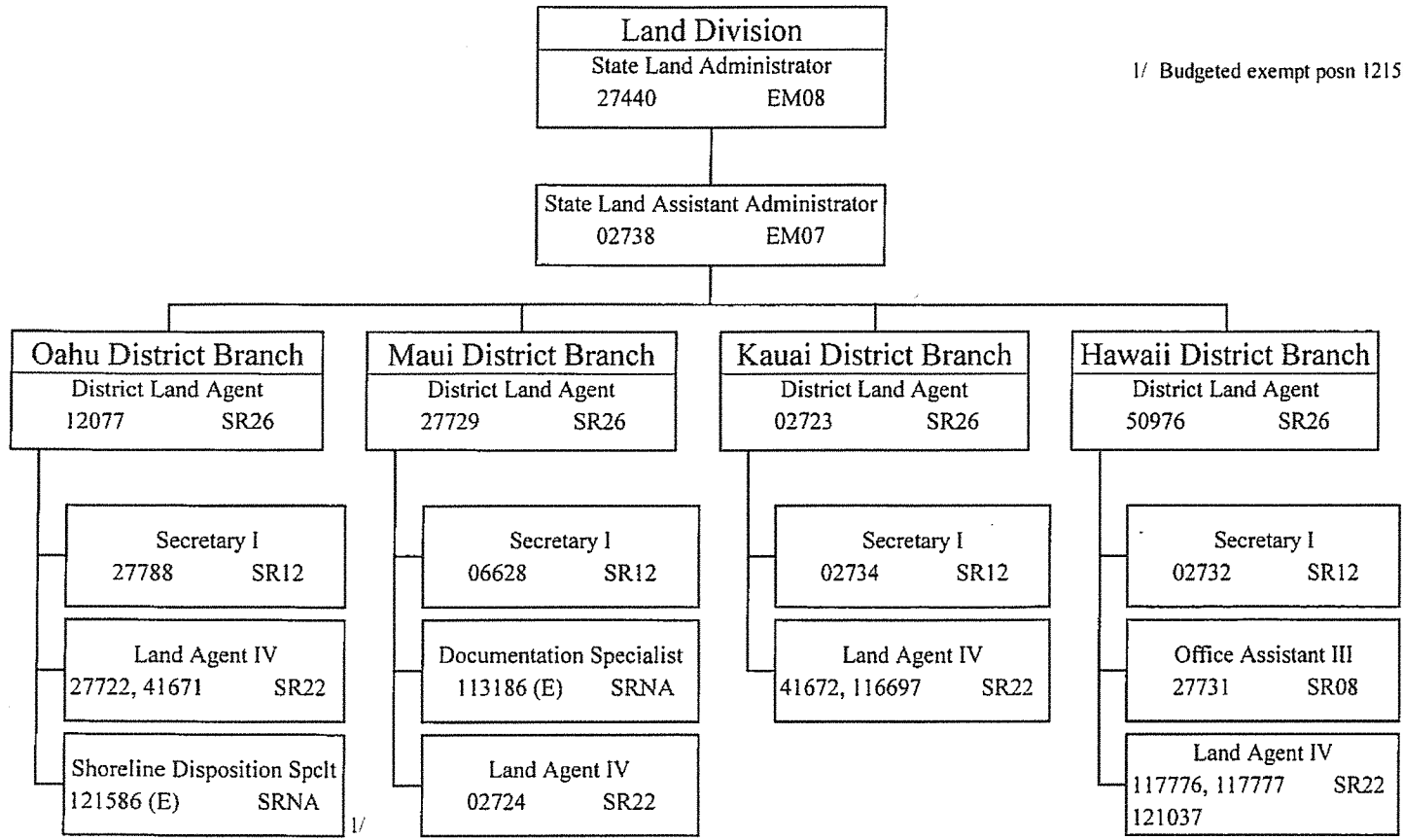
State of Hawaii
 Department of Land and Natural Resources
 Land Division
 Position Organization Chart



State of Hawaii
 Department of Land and Natural Resources
 Land Division
 Support Branch
 Position Organization Chart

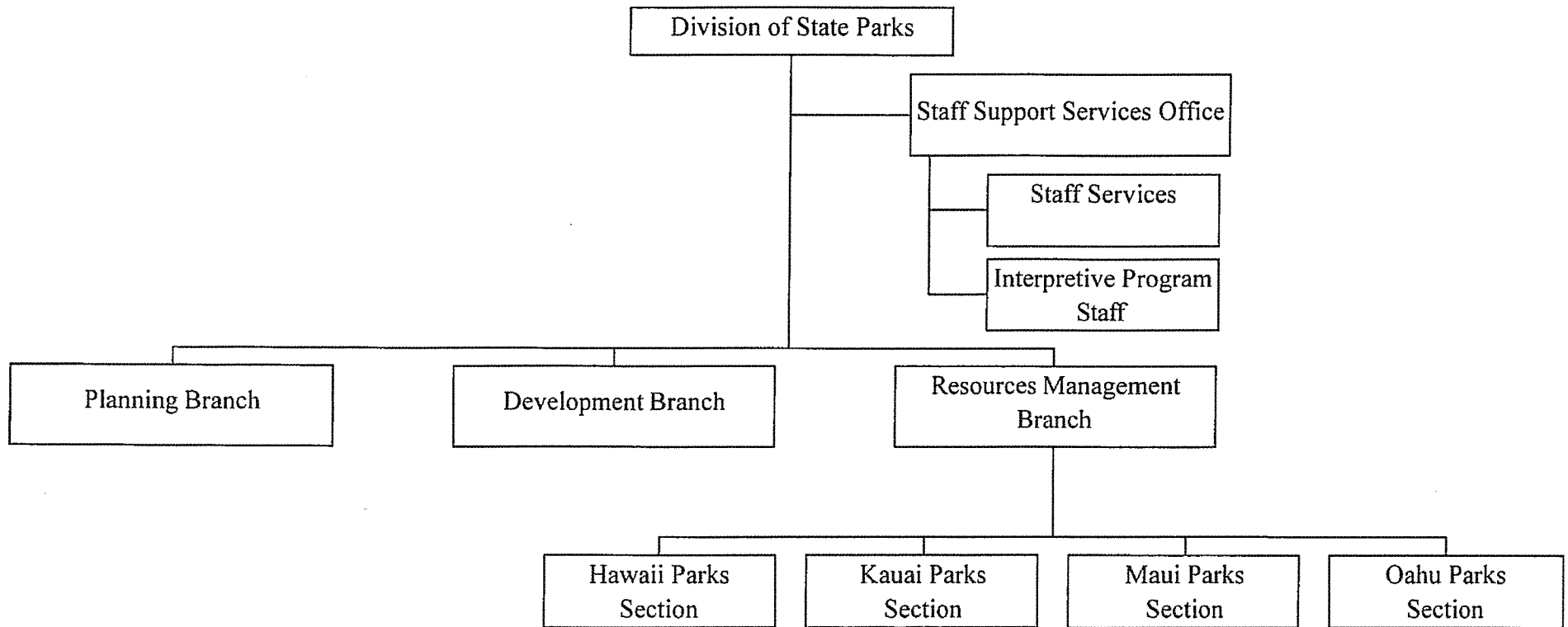


State of Hawaii
 Department of Land and Natural Resources
 Land Division
 Land Division District Branches
 Position Organization Chart



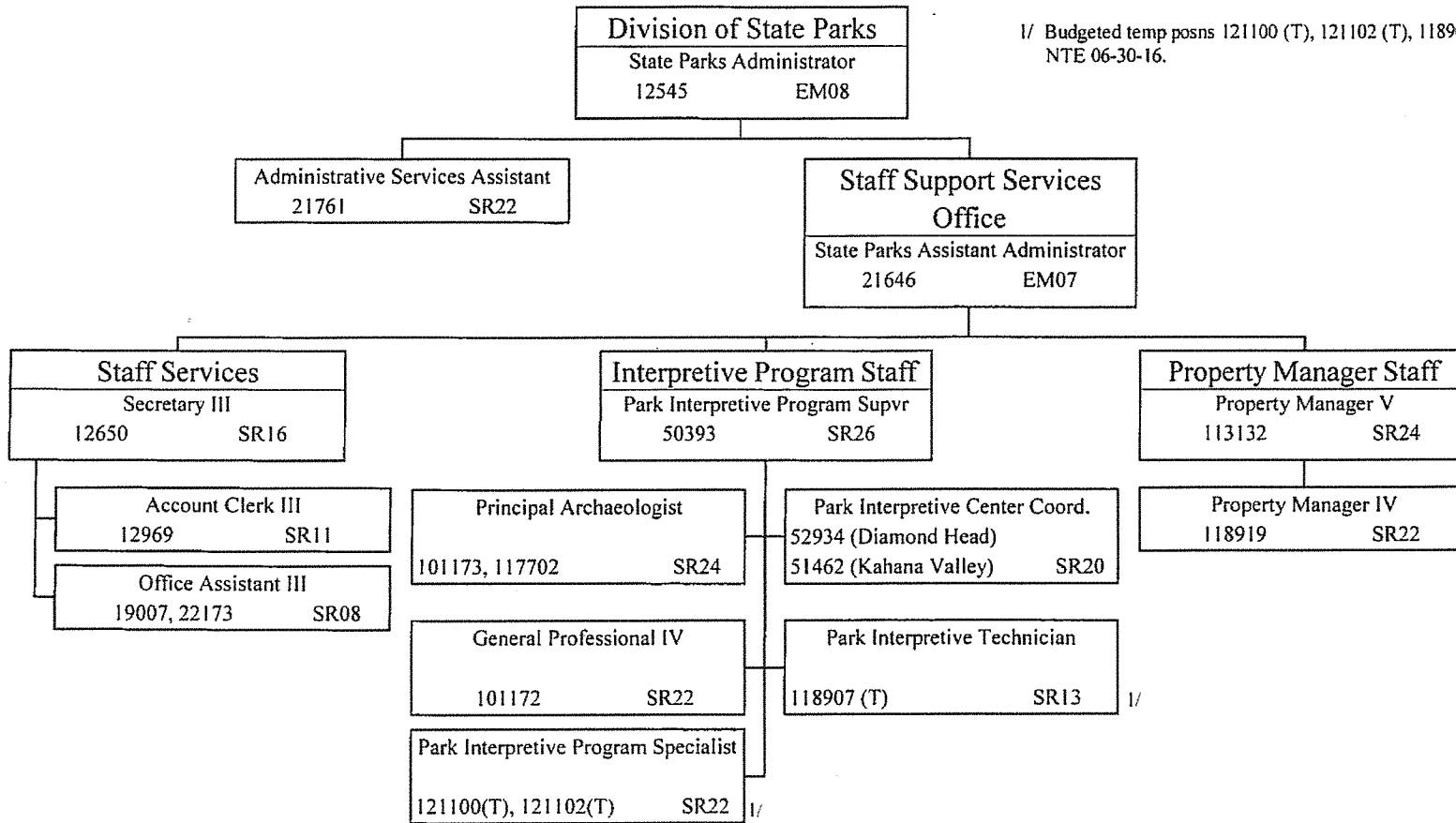
1/ Budgeted exempt posn 121586 (E) NTE 06-30-16.

State of Hawaii
Department of Land and Natural Resources
Division of State Parks
Position Organization Chart

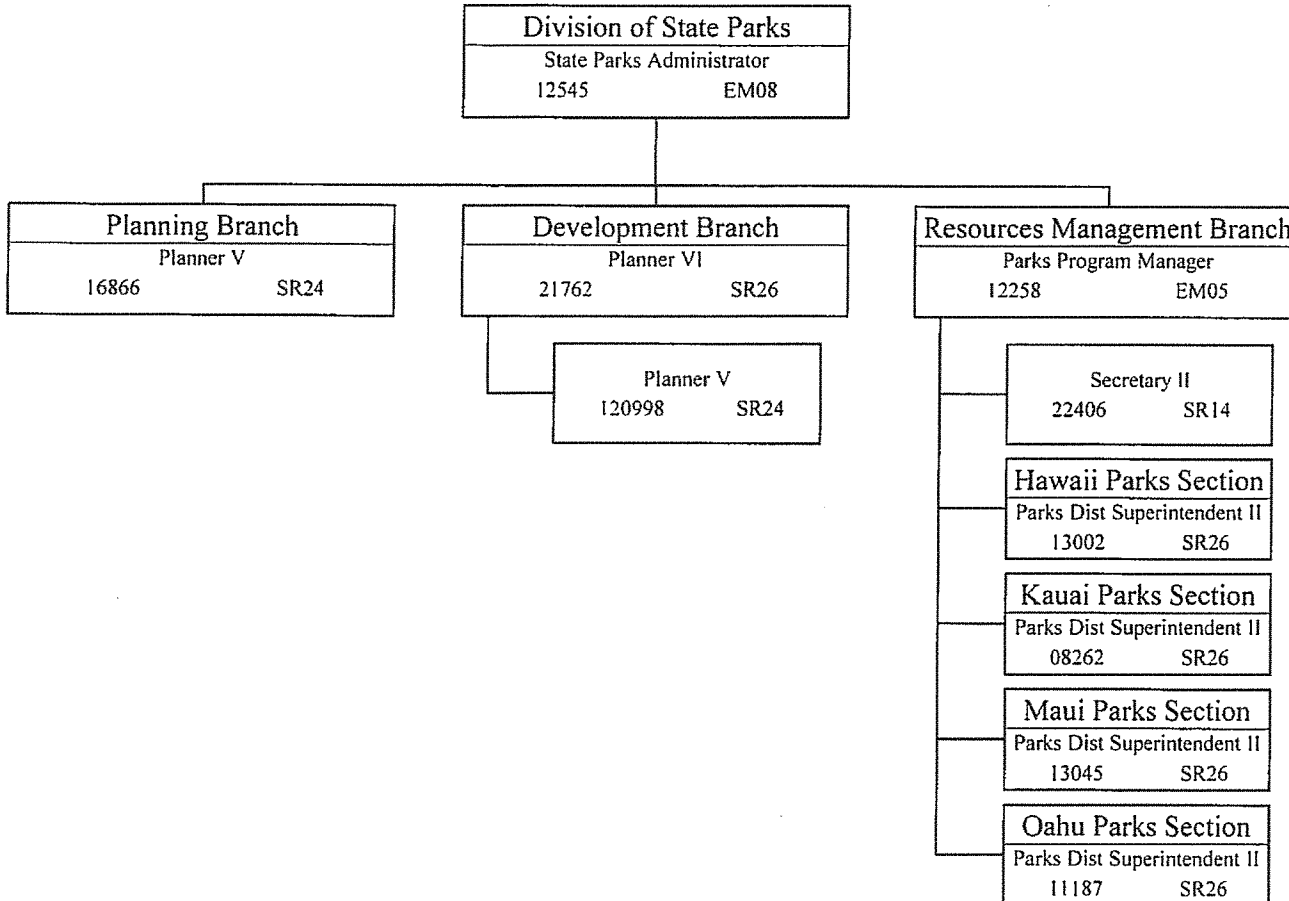


State of Hawaii
 Department of Land and Natural Resources
 Division of State Parks
 Administrative and Staff Support Services Office
 Position Organization Chart

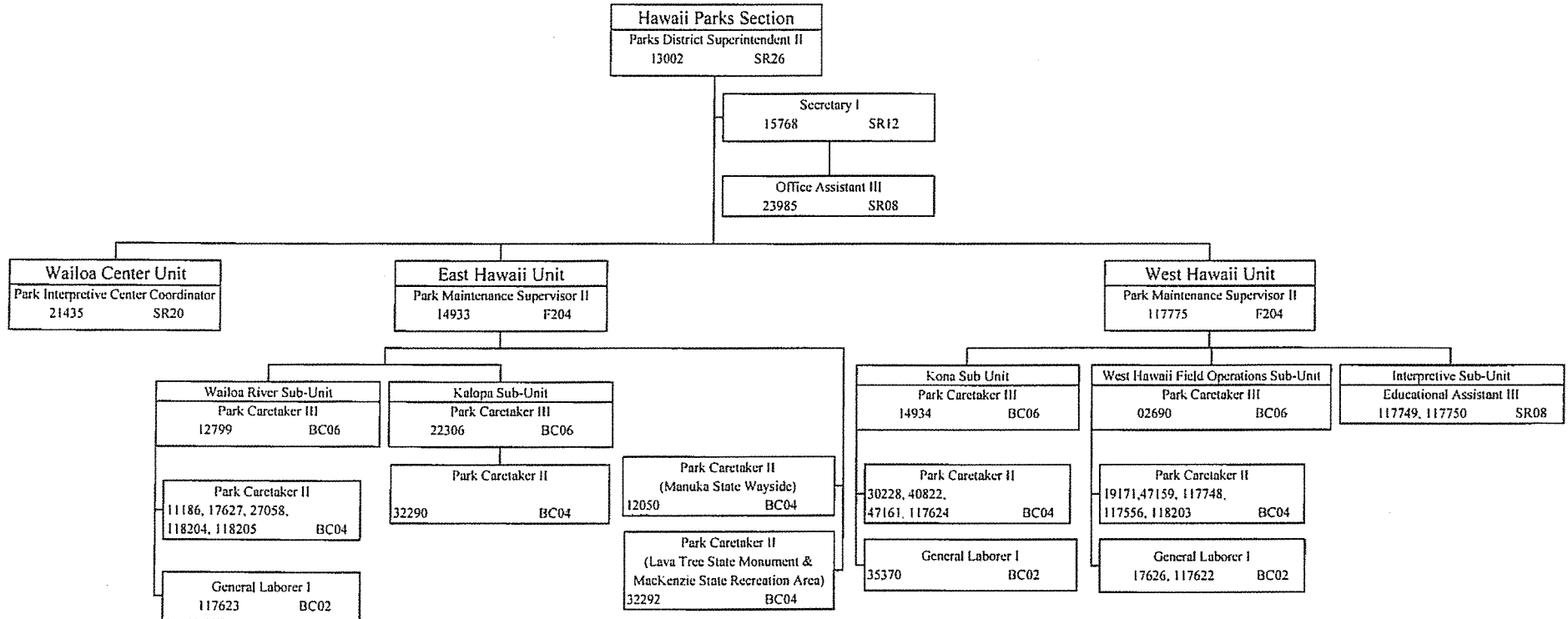
I/ Budgeted temp posns 121100 (T), 121102 (T), 118907 (T)
 NTE 06-30-16.



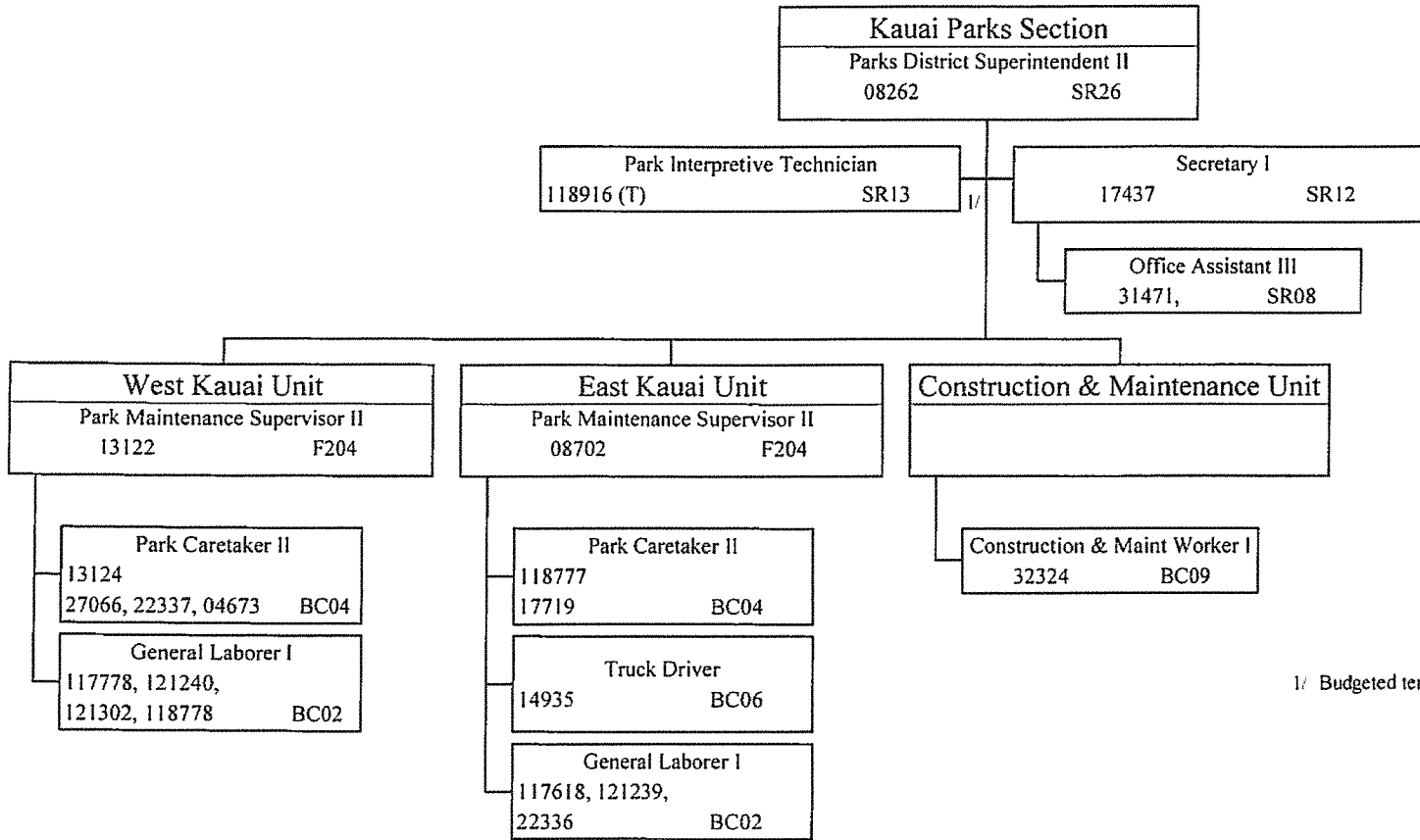
State of Hawaii
 Department of Land and Natural Resources
 Division of State Parks
 Planning, Development & Resources Mgmt Branches



State of Hawaii
 Department of Land and Natural Resources
 Division of State Parks
 Resources Management Branch
 Hawaii Parks Section
 Position Organization Chart

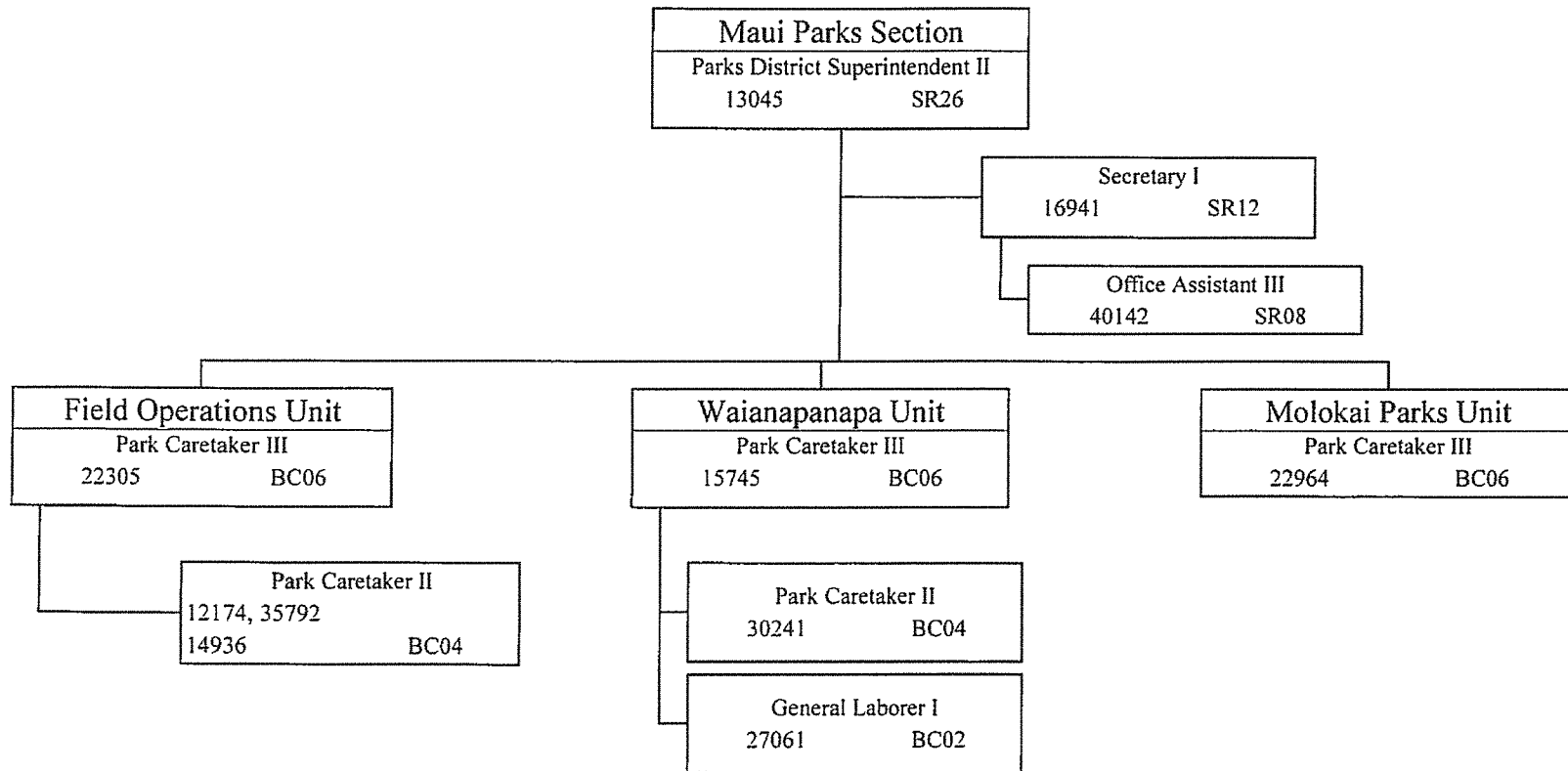


State of Hawaii
 Department of Land and Natural Resources
 Division of State Parks
 Resources Management Branch
 Kauai Parks Section
 Position Organization Chart

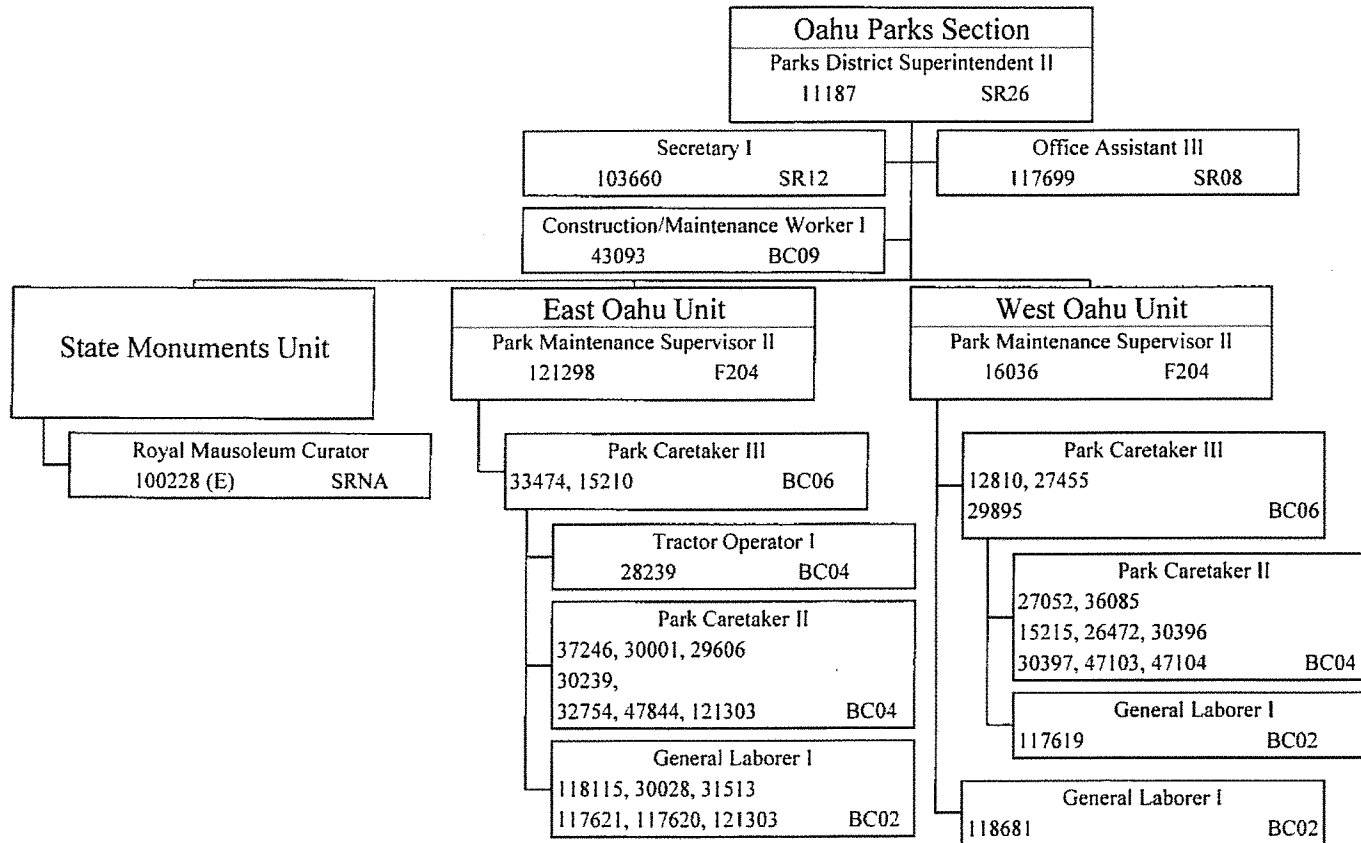


1/ Budgeted temp posn 118916 (T) NTE 06-30-15.

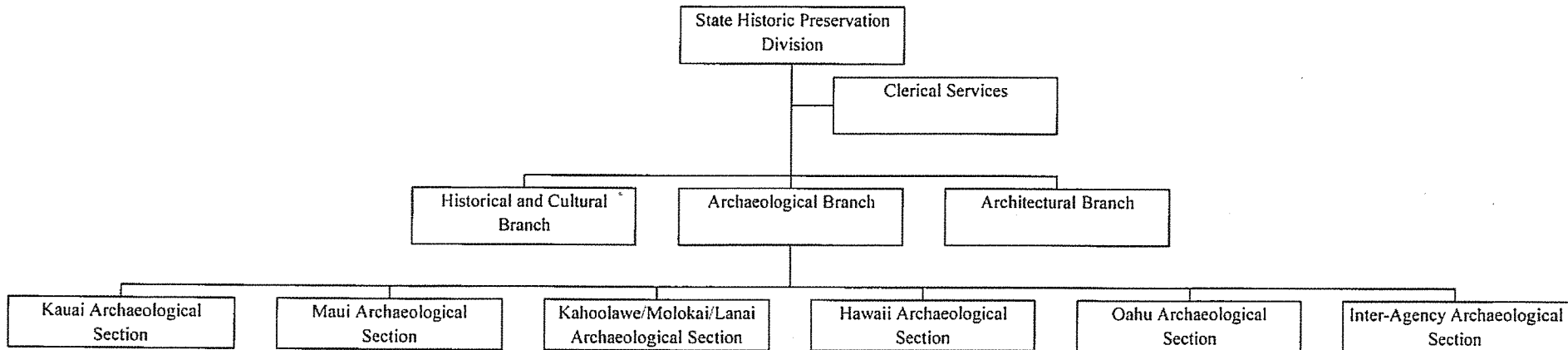
State of Hawaii
 Department of Land and Natural Resources
 Division of State Parks
 Resources Management Branch
 Maui Parks Section
 Position Organization Chart



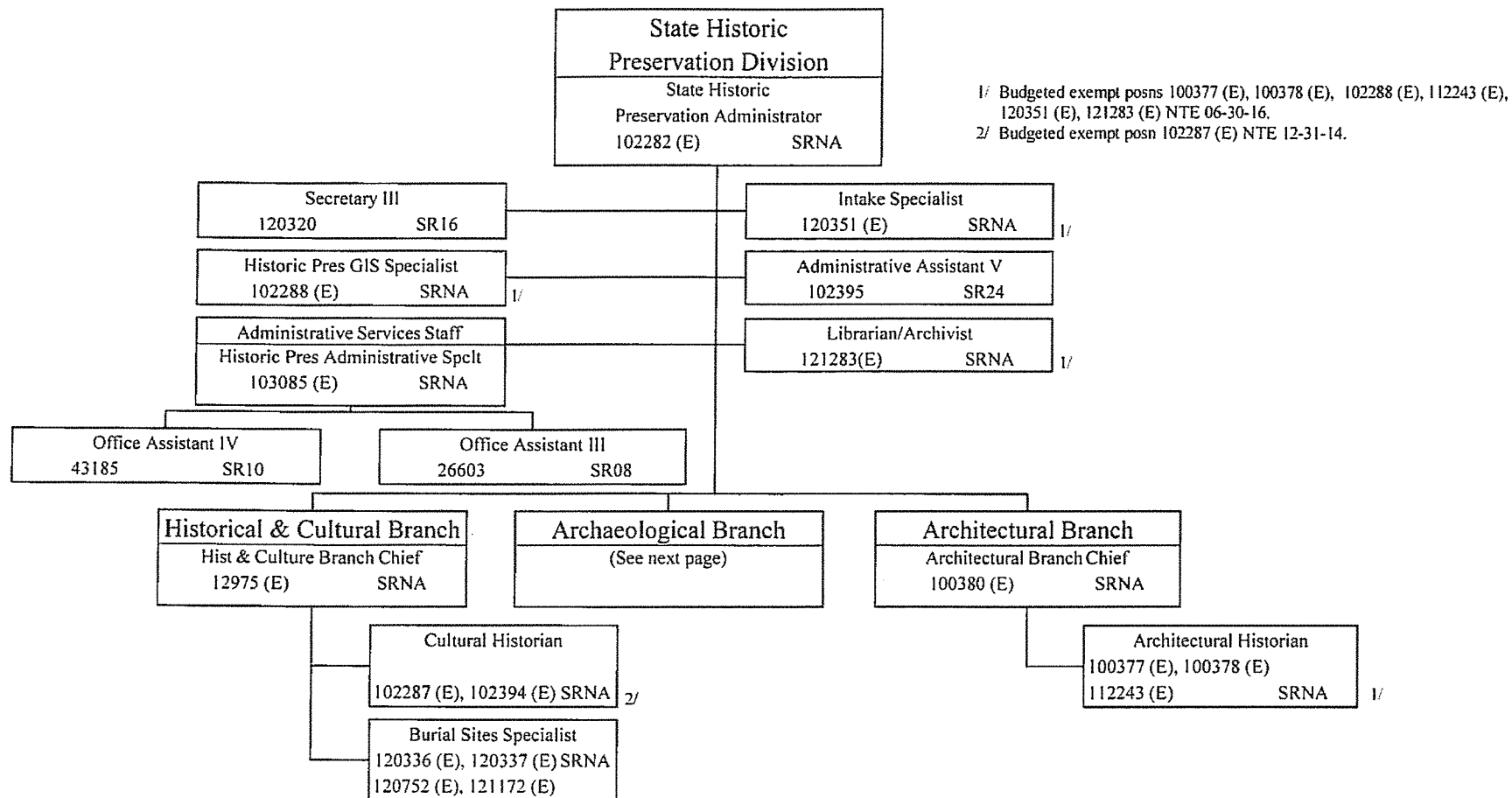
State of Hawaii
 Department of Land and Natural Resources
 Division of State Parks
 Resources Management Branch
 Oahu Parks Section
 Position Organization Chart



State of Hawaii
Department of Land and Natural Resources
State Historic Preservation Division
Position Organization Chart

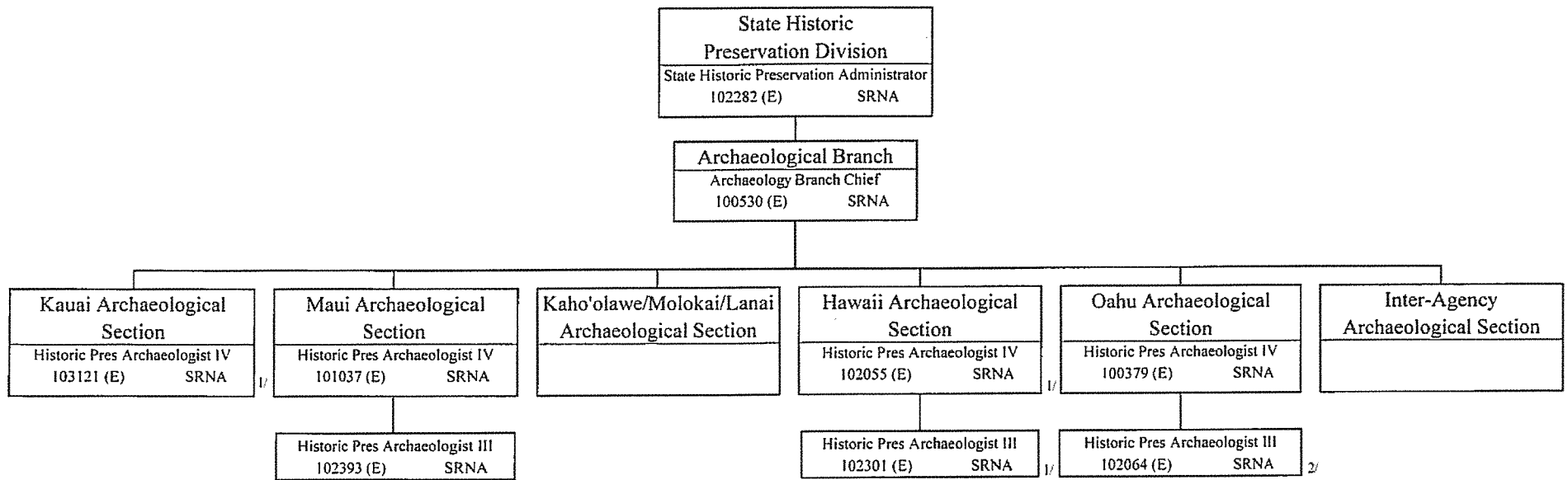


State of Hawaii
 Department of Land and Natural Resources
 State Historic Preservation Division
 Position Organization Chart



1/ Budgeted exempt posns 100377 (E), 100378 (E), 102288 (E), 112243 (E), 120351 (E), 121283 (E) NTE 06-30-16.
 2/ Budgeted exempt posn 102287 (E) NTE 12-31-14.

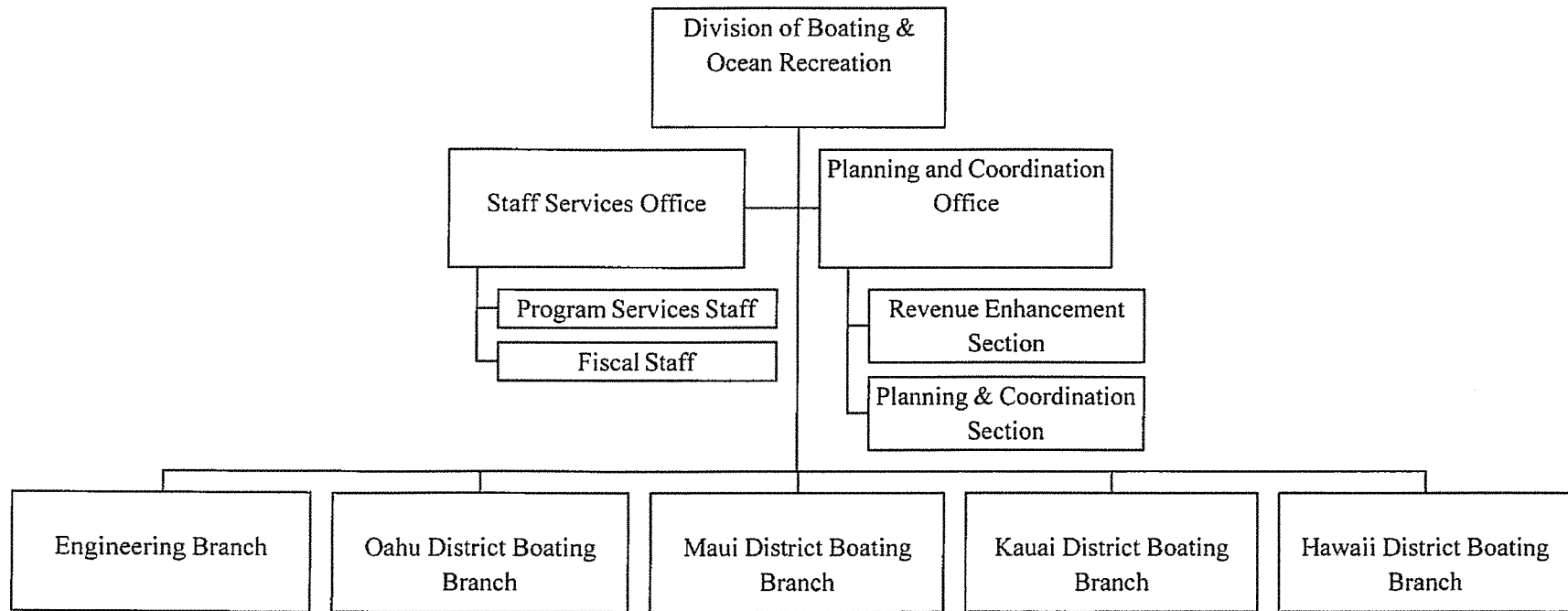
State of Hawaii
 Department of Land and Natural Resources
 State Historic Preservation Division
 Archaeological Branch
 Position Organization Chart



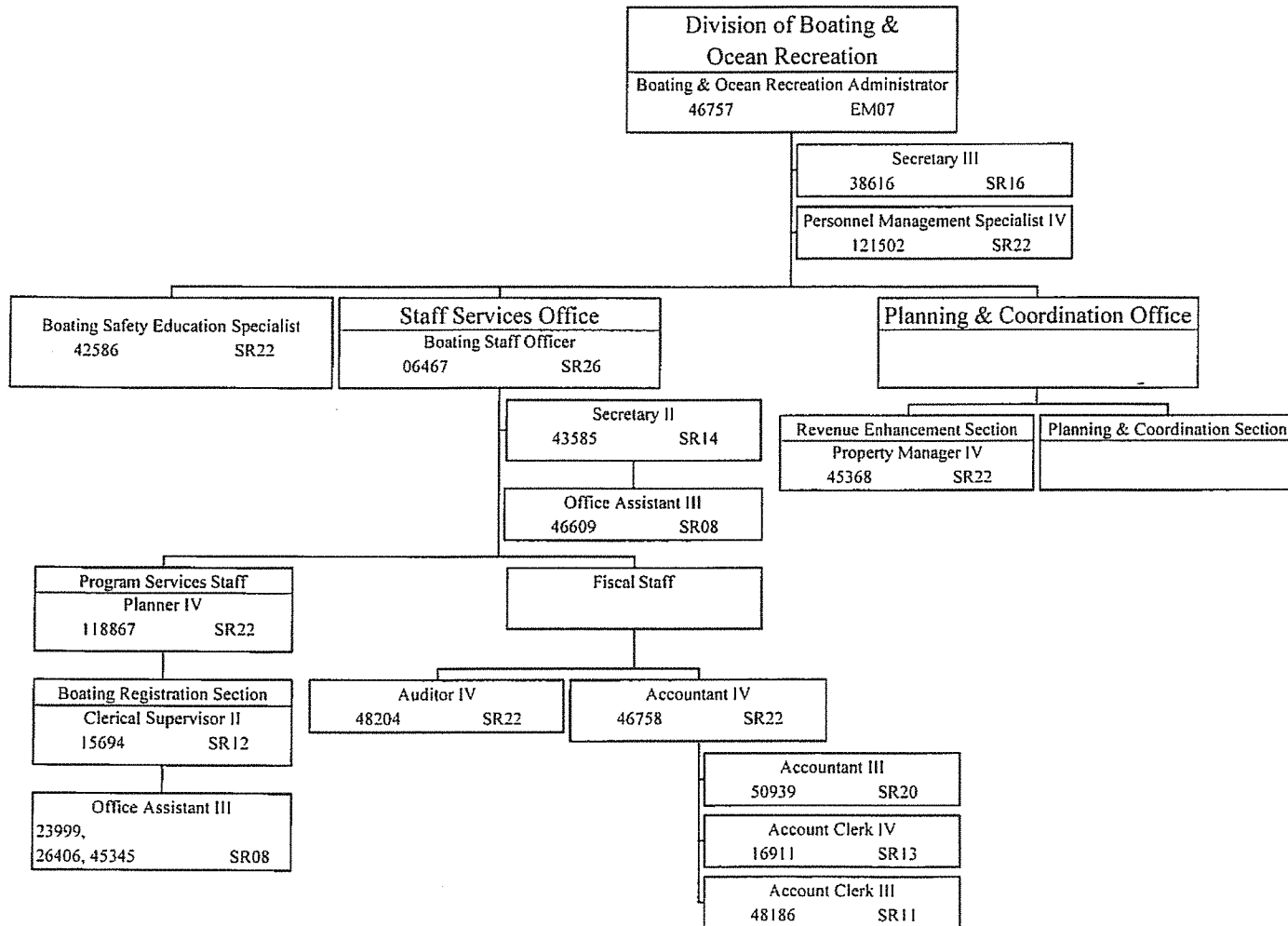
1/ Budgeted exempt posns 103121 (E), 102055 (E), 102301 (E)
 NTE 06-30-16.

2/ Budgeted exempt posn 102064 (E) NTE 12-31-14.

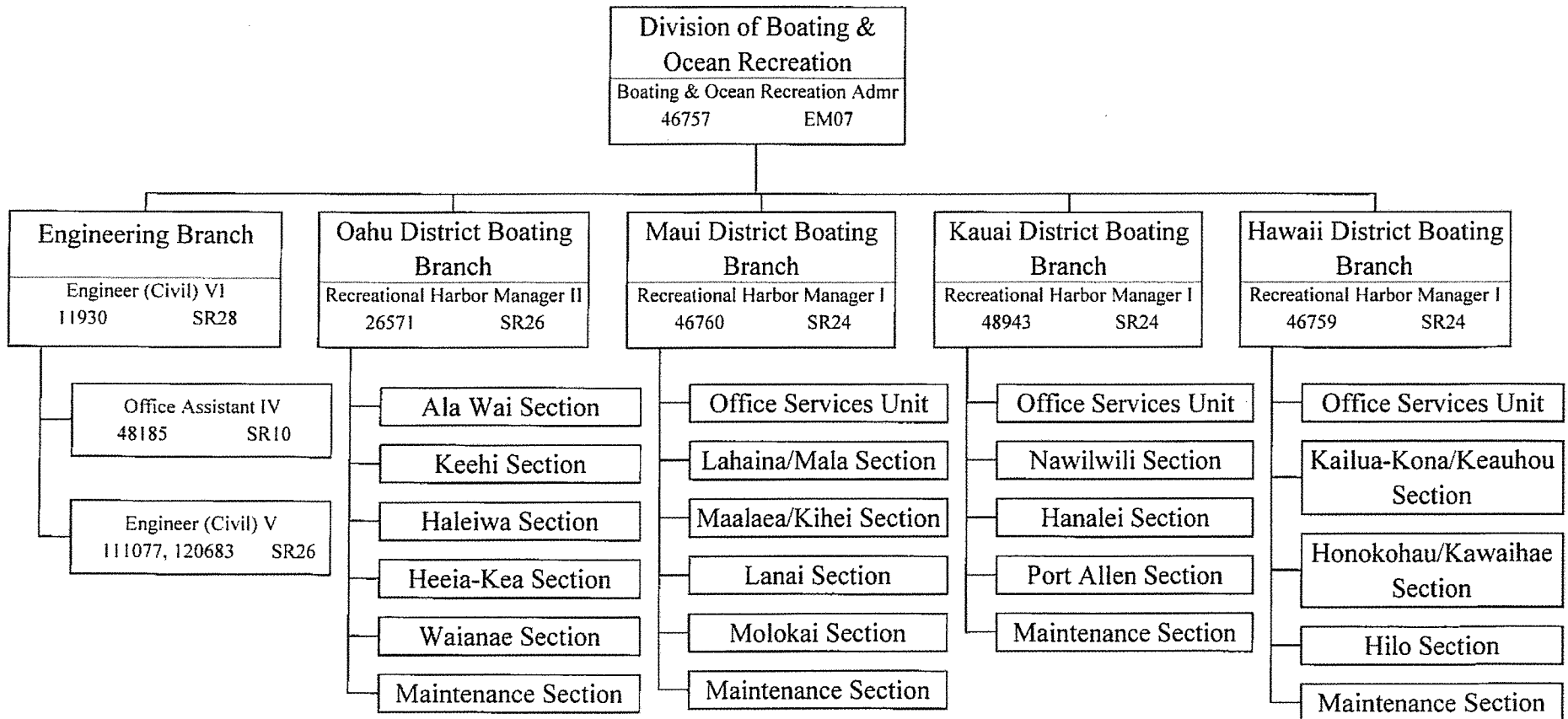
State of Hawaii
Department of Land and Natural Resources
Division of Boating and Ocean Recreation
Position Organization Chart



State of Hawaii
 Department of Land and Natural Resources
 Division of Boating and Ocean Recreation
 Administration and Staff Support Offices
 Position Organization Chart



State of Hawaii
 Department of Land and Natural Resources
 Division of Boating and Ocean Recreation
 Engineering and District Boating Branches
 Position Organization Chart



State of Hawaii
 Department of Land and Natural Resources
 Division of Boating & Ocean Recreation
 Oahu District Boating Branch
 Position Organization Chart

Oahu District Boating Branch
 Recreational Harbor Manager II
 26751 SR26

Secretary II
 48191 SR14

Boating & Ocean Rec Spclt IV
 49291 SR22

Office Assistant III
 121293 SR08

Ala Wai Section
 Harbor Agent V
 01071 SR18

Keeki Section
 Harbor Agent V
 48175 SR18

Haleiwa Section
 Harbor Agent III
 22942 SR14

Heeia-Kea Section
 Harbor Agent IV
 42110 SR16

Waianae Section
 Harbor Agent III
 32852 SR14

Maintenance Section
 Construction & Maint Supt IV
 46762 SR21

Harbor Agent II
 50958 SR12

Boating & Facilities
 Operations Unit
 Harbor Agent II
 08248 SR12

General Laborer II
 01102, 117770 BC03

Clerical Services
 Unit
 Office Assistant IV
 01068 SR10

Office Assistant III
 28792, 46141 SR08

Harbor Agent II
 120846 SR12

Boating & Facilities
 Operations Unit
 Harbor Agent III
 08668 SR14

General Laborer II
 08042, 46730 BC03

Clerical Services
 Unit

Office Assistant III
 28791, 119001 SR08

General Laborer II
 21387 BC03

Harbor Agent II
 50957 SR12

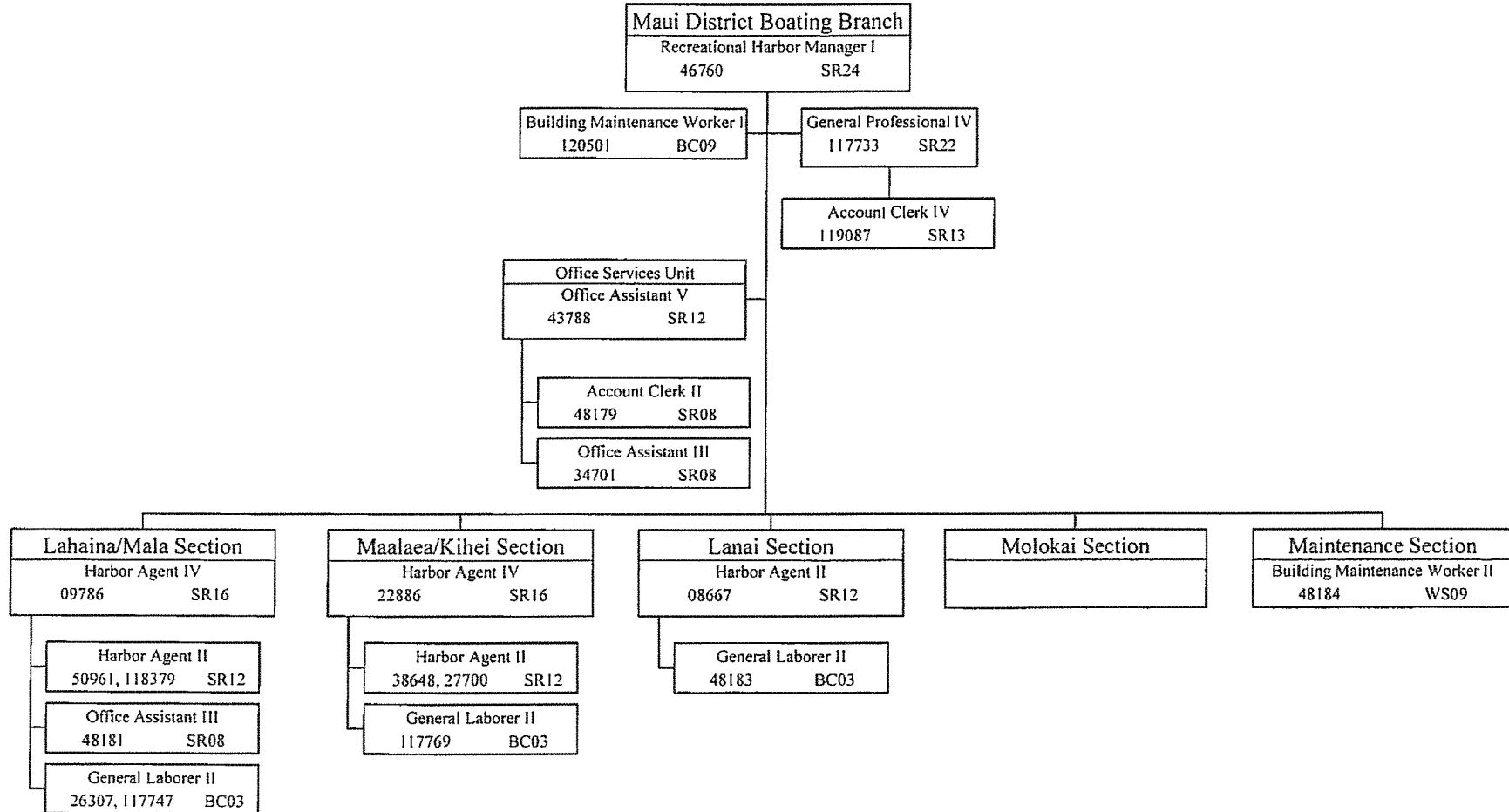
General Laborer II
 45947 BC03

General Laborer II
 32851, 46731 BC03

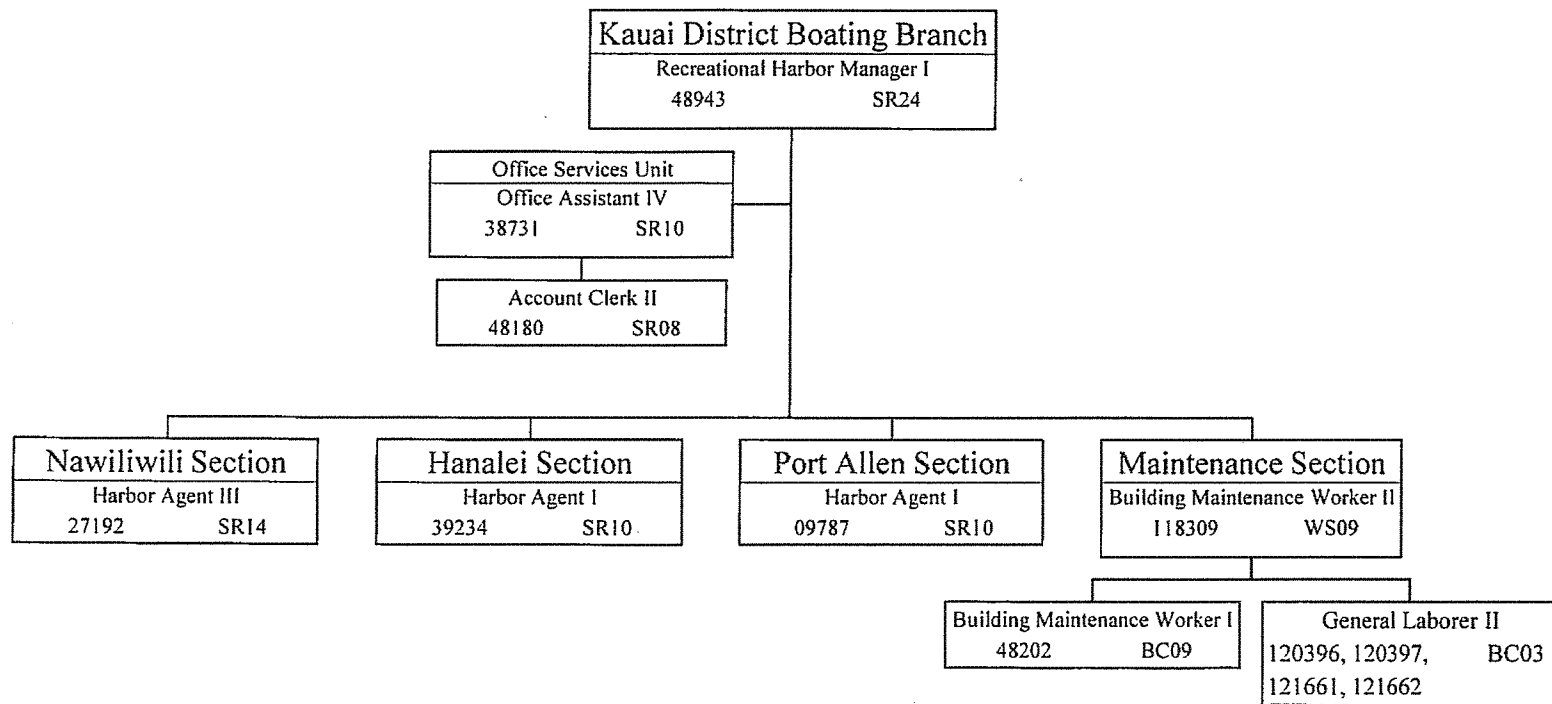
Building Maint Worker I
 48198, 48199 BC09
 48176

General Laborer II
 118113, 117772 BC03

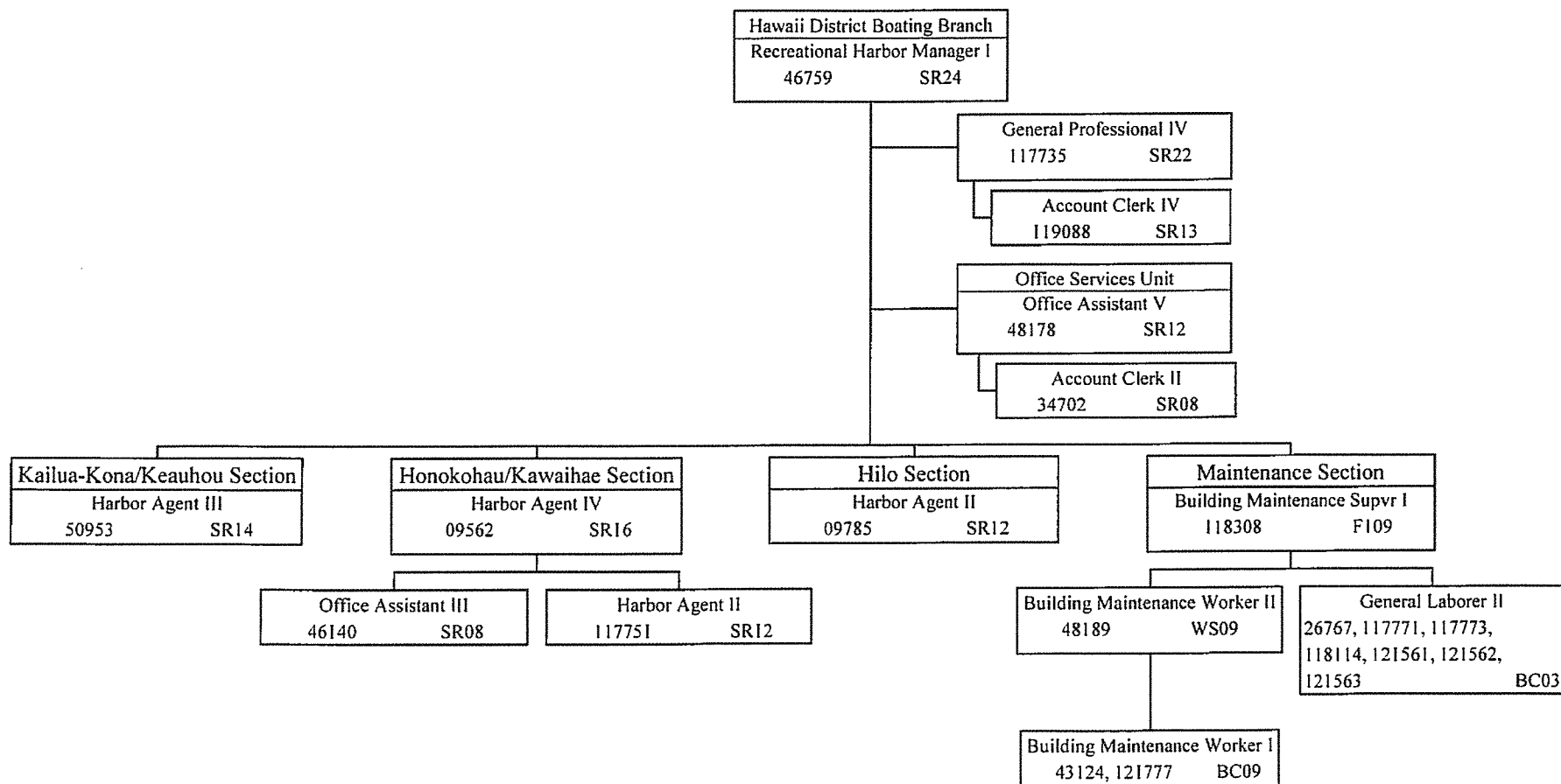
State of Hawaii
 Department of Land and Natural Resources
 Division of Boating and Ocean Recreation
 Position Organization Chart



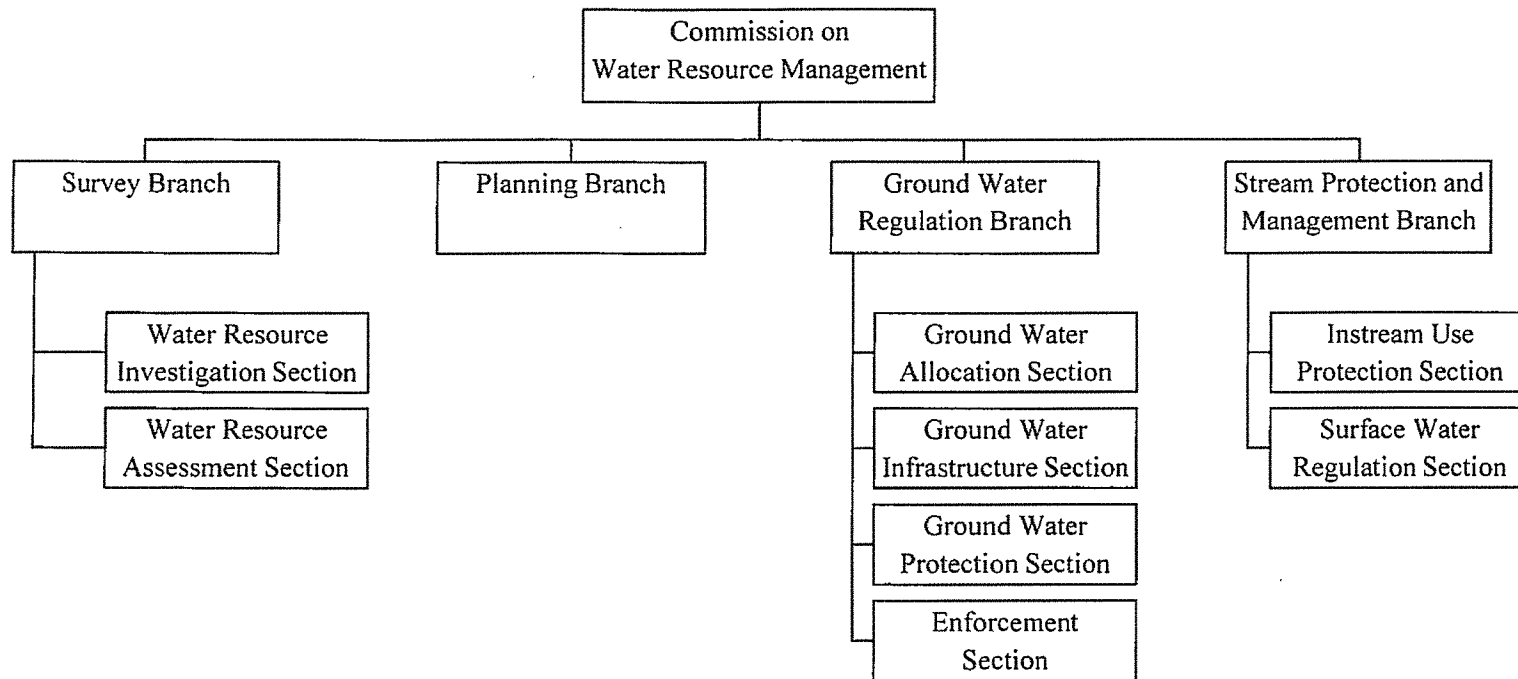
State of Hawaii
 Department of Land and Natural Resources
 Division of Boating and Ocean Recreation
 Kauai District Boating Branch
 Position Organization Chart



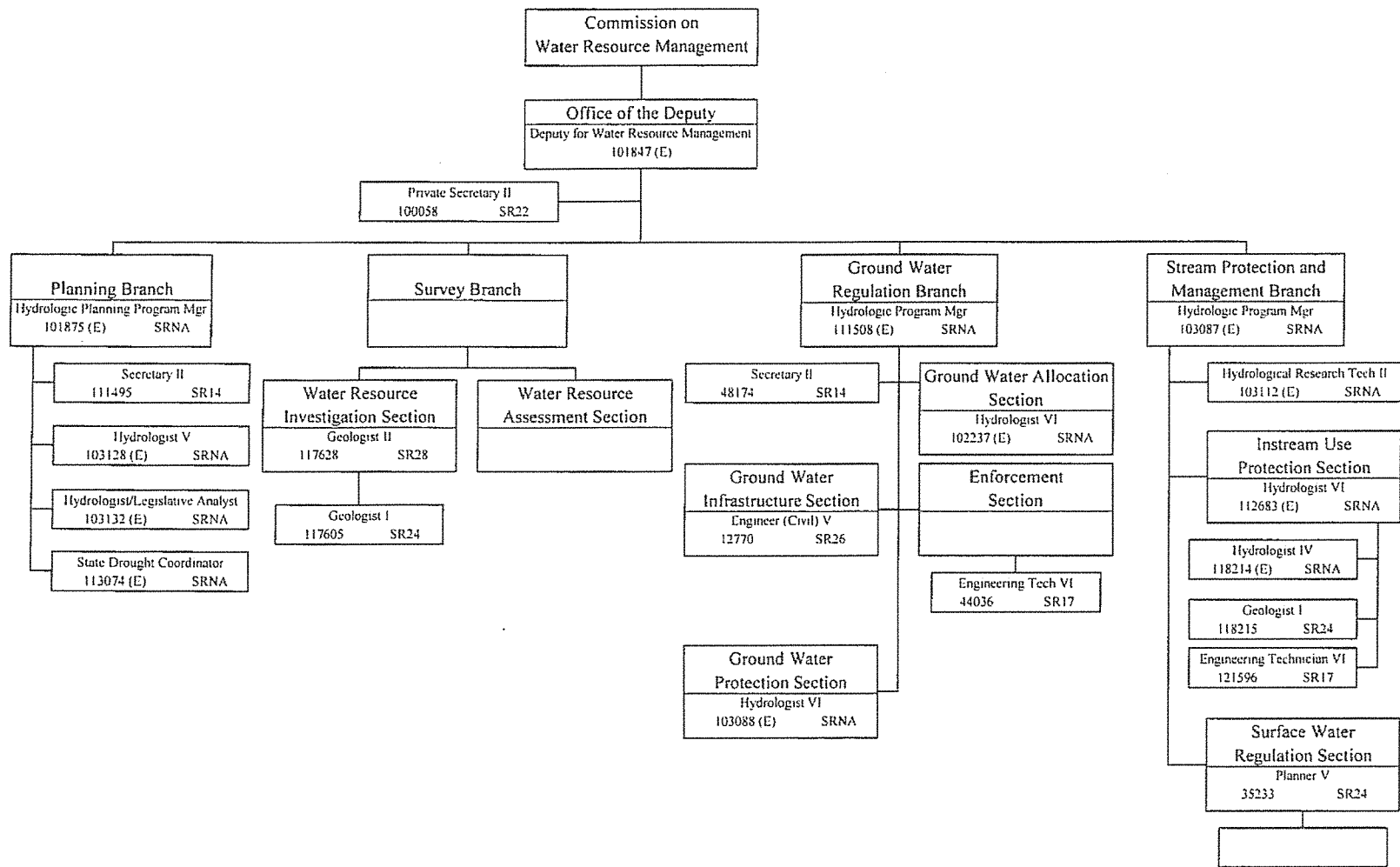
State of Hawaii
 Department of Land and Natural Resources
 Division of Boating and Ocean Recreation
 Hawaii District Boating Branch
 Position Organization Chart



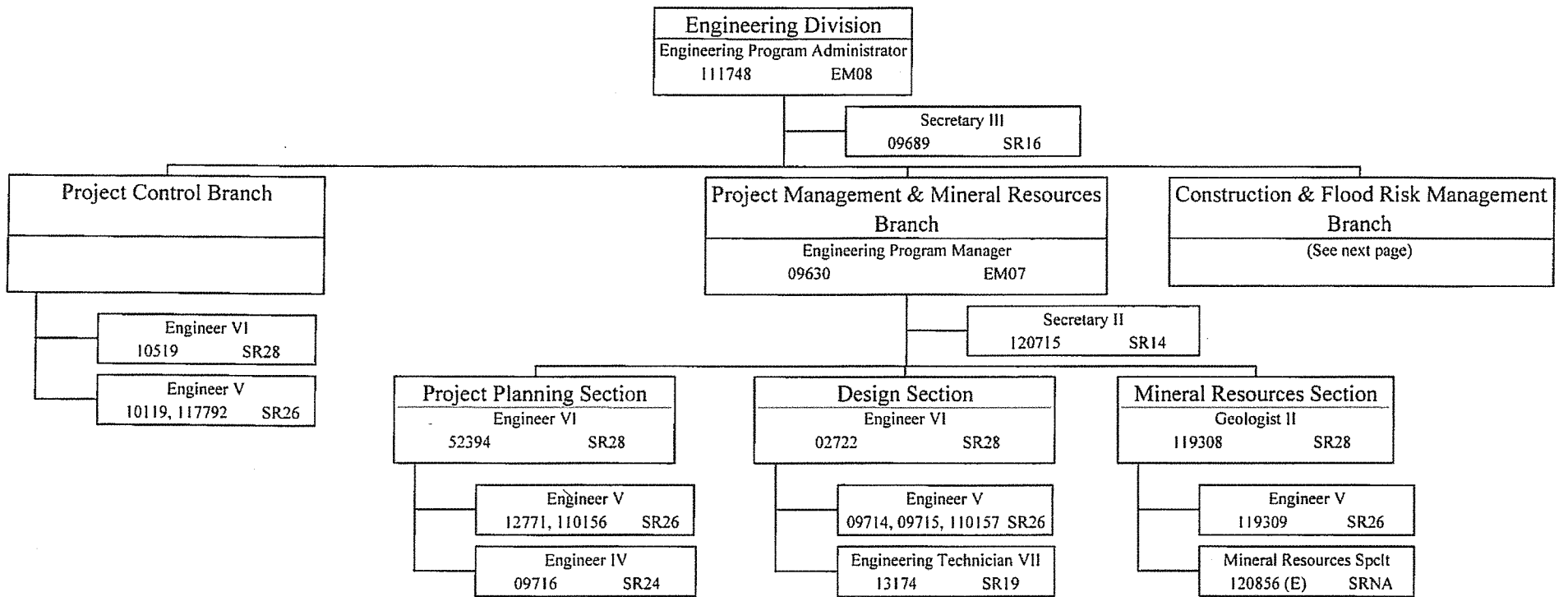
State of Hawaii
Department of Land and Natural Resources
Commission on Water Resource Management
Position Organization Chart



State of Hawaii
 Department of Land and Natural Resources
 Commission on Water Resource Management
 Position Organization Chart



State of Hawaii
 Department of Land and Natural Resources
 Engineering Division
 Project Planning & Management Branch
 Position Organization Chart



State of Hawaii
 Department of Land and Natural Resources
 Engineering Division
 Design, Inspection and Safety Branch
 Position Organization Chart

