

Department of Land and Natural Resources

Informational Briefing

House Committee on Finance

Monday, January 13, 2020

§171-3 Department of land and natural resources:

public lands, water resources, ocean waters, navigable streams, coastal areas, minerals, state parks, historical sites, forests, forest reserves, aquatic life, aquatic life sanctuaries, public fishing areas, boating, ocean recreation, coastal programs, wildlife, wildlife sanctuaries, game management areas, public hunting areas, natural area reserves



LNR 101 – Public Lands Management (LD, OCCL)

- Administer public lands not otherwise set aside to other agencies
- Conservation district regulation

Public Land Trust Information System Suzanne Case | Logout

Map Help About

PARCEL SEARCH

Parcel Search

Enter one or more Tax Map Keys (TMK).
[more info >>](#)

TMK or Alternate ID

Show Results Table

Show/Hide Parcel Fill

Clear Highlight

Polygon Search

Legislative District Search

ENCUMBRANCE SEARCH

Encumbrance Search

COMBINED SEARCH

Combined Advanced Search

MAP UTILITIES

Layers

Legend

Search for an address or location

Kalaheo

Hawaii

Honolulu

Kahului

Kihei

Kalaoa

Hilo

Kailua Kona

Hokualoa

Hawaii

Esri, HERE, Garmin, NGA, USGS

POWERED BY **esri**

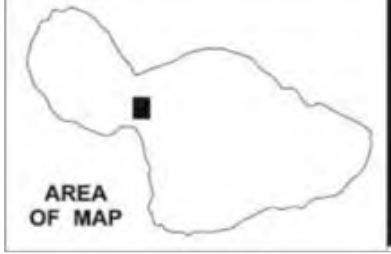
Entirely self-funded
\$17mm revenue
\$9 mm ceiling
\$6.6 mm generated for other divisions
\$1.97mm to OHA



HRS 171-58 water leasing

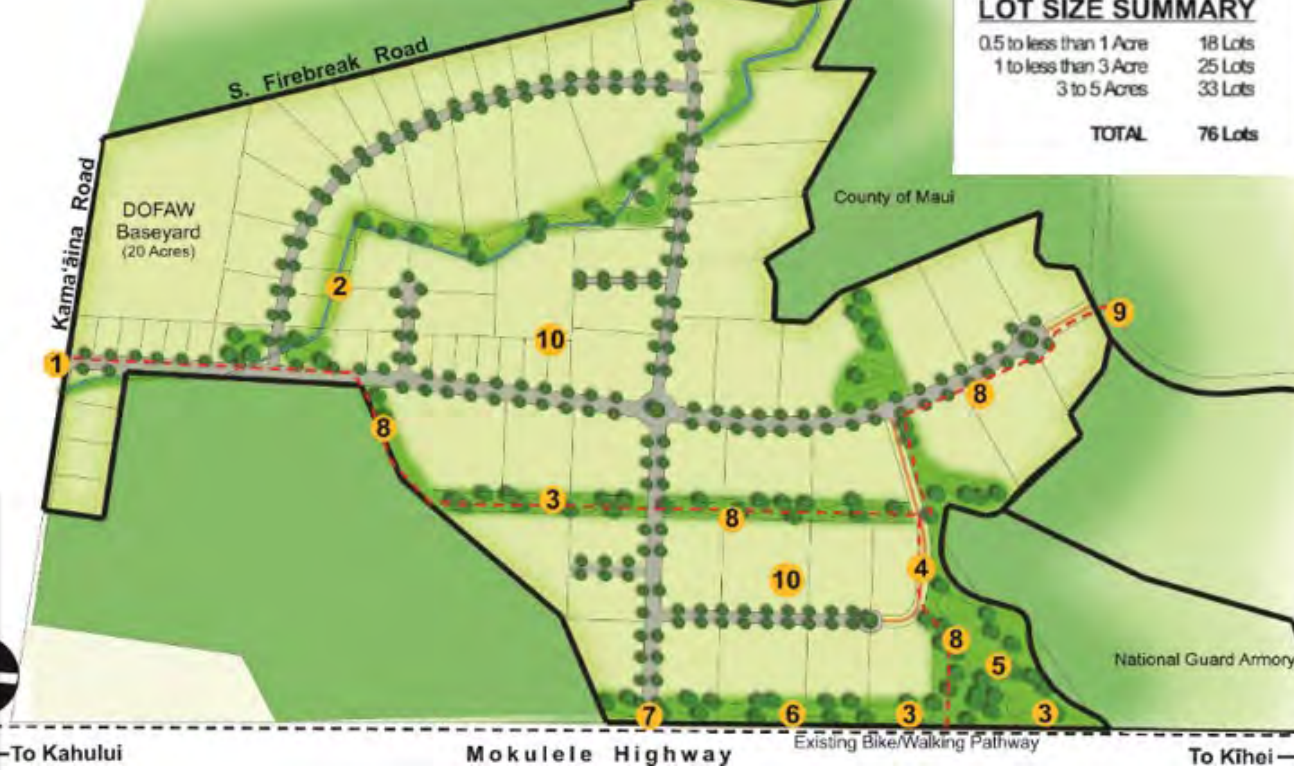


TOD - Kapolei




KEY

- 1 Project Entry
- 2 Irrigation Easement
- 3 Storm Water Retention Basins
- 4 Service Access Road
- 5 Open Space Park

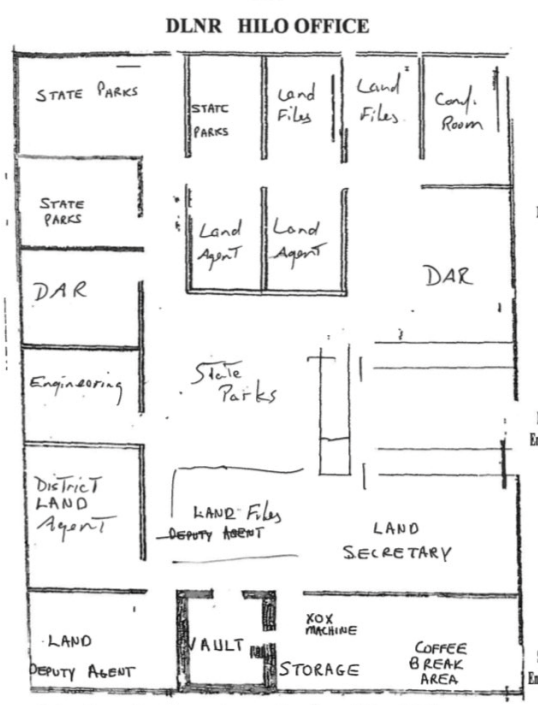


LOT SIZE SUMMARY

0.5 to less than 1 Acre	18 Lots
1 to less than 3 Acre	25 Lots
3 to 5 Acres	33 Lots
TOTAL	76 Lots



Pulehunui – Central Maui



Key request: Special Land & Development Fund ceiling increase of \$6.9M for the Hawai'i District Land Office and so that we can apply our land revenues to self-fund more of DLNR's work.

LNR 101 OCCL

Kuhio Stub Groin

Re-stabilized eastern end of Royal Hawaiian Beach in Waikiki through groin construction and placement of approximately 750 cubic yards of sand

**Total Cost Completed =
\$700k**

***Covered planning,
permitting and
construction***

50% cost match from the
Waikiki Beach Special
Improvement District





**Kā'anapali Beach Restoration
And Berm Enhancement**

75,000 cubic yards of sand sourced from offshore will be used to improve/manage the beach resource and in-turn reduce impacts from erosion

Expected Total Cost = \$11 million

Cost Breakdown

Bonds = \$5.2 million

Trust = \$1.15 million

Private (Kā'anapali Operations Association) = \$4.65 million



LNR 111 – CONVEYANCES AND RECORDINGS (BOC)

- Entirely self-funded
- \$6.8 mm revenues
- FY 2020 ceiling appropriation \$7,555,316
- 310,000 documents recorded/year
- RFP issued and contract for \$1,426,425 awarded for new Land Records Management System (LRMS) with estimated Oct 2020 implementation

The screenshot displays the LAND LINK Land Records Management System interface. The header includes the DNR Bureau of Conveyances logo and the LAND LINK logo. The main navigation bar contains tabs for DOCUMENT ENTRY, LIGHTHOUSE, TORRENS, INQUIRY, and REPORTS. The left sidebar lists various system functions: Registration, Indexing (Grantor/ee Indexing, Tract Indexing), Tax Liens, Fees, and Maintenance. Below the sidebar is a 'My Documents' section with a list of document IDs. The main content area is titled 'Grantor/ee Indexing' and contains the following fields and controls:

- Instrument:** A dropdown menu set to 'R' and a text input field containing 'RELEASE'.
- Fee Amount:** 31.00, **Transfer Fee:** 0.00, **Sales Price:** 0.00
- Recording Date:** 06/01/2015
- Copy Grantor/ee:** A dropdown menu set to 'Abstract' and a text input field for 'Document Number' with a 'Go' button.
- Grantor Name:** A text input field with an 'Add' button.
- Grantee Name:** A text input field with an 'Add' button.
- Legal Description:** A dropdown menu set to 'Yes'.
- Book/Volume Number:** and **Page Number:** text input fields.
- User Data:** A text input field.
- Comments:** A large text area with a refresh icon.
- Type:** A dropdown menu set to 'Abstract', **Ref Doc #:** a text input field, **Inst Code:** a text input field, **Book/Vol:** a text input field, and **Page:** a text input field. Buttons for 'Add', 'Update', and 'Reset' are located to the right.
- Type:** A dropdown menu set to 'Abstract', **Dual System Doc #:** a text input field, and **Do Not Index:** a checkbox.
- Submit** and **Reset** buttons are located at the bottom of the form.

ENGINEERING DIVISION

LNR 141 – Water and Land Development

LNR 810 – Prevention of Natural Disasters



DLNR Maui Office located in Wailuku, Maui

- Dedicated in November 2019

- Houses staff from Aquatic Resources, Historic Preservation, Land and Engineering Divisions

LNR 141 recently
completed projects



Mauna Ala (Royal Mausoleum)
Site improvements, Oahu



DOFAW Makiki Baseyard
Improvements, Oahu



Wailua River State Park
Rockfall Mitigation, Kauai



**LNR 141 CIP Request for \$4,000,000 (MOF C)
Ala Wai Canal Wall Improvements, Oahu**



New DAR Leadership Team

Aquatic Resources (DAR)
-- LNR 153, 401, 805

Brian Neilson



DAR ADMINISTRATOR

**COMMERCIAL
FISHERIES
Program Manager**



David Sakoda

**ECOSYSTEM
PROTECTION
Program Manager**



Ryan Okano


**RECREATIONAL
FISHERIES
Program Manager**



Brian Kanenaka




The goal of 30x30



Effectively Manage 30% of nearshore marine areas by 2030 to ensure a healthy nearshore ecosystem and fisheries that sustain our people and economy



Rare Coral Reintroduction



Rare Coral Ark



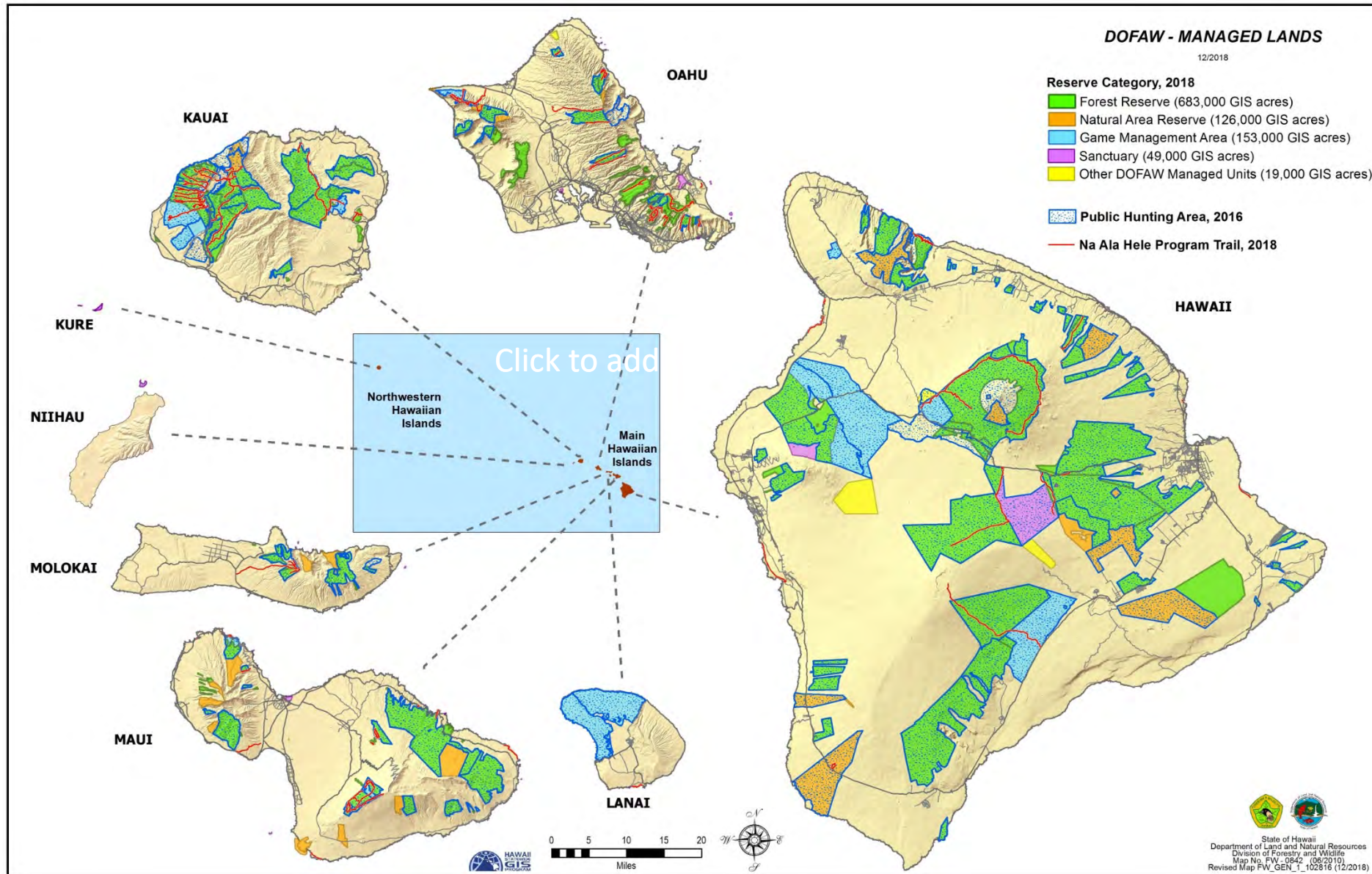
Honouliuli Stream Mangrove Removal



Division of Forestry and Wildlife

LNR172	LNR402	LNR407	LNR804
Forest Resources	Native Resources & Fire Protection	Natural Areas & Watersheds	Forest & Outdoor Recreation
	 <p>By Eric Vanderwerf</p>		

DOFAW manages 25% of the land in the state



LNR 172 - Forest Resource Management and Development





LNR 172

FY 19 Accomplishments:

- Reforested over 2,100 acres of forest reserve land.
- Four new Forest Reserve management plans
- iliahi (sandalwood) inventory on public lands on Hawaii Island
- technical assistance to over 2,100 forest land stewards
- distributed 64,000 plant seedlings from state tree nurseries.
- Closed 4,500 acres Waimea Native Forest purchase.
- Timber Management (Koke'e and Waiakea) and Koa Canoe Management (Kapapala/Ka'u).
- Local woods products

FB 21

- Restore Nursery Worker II position, abolished by Act 005, SLH 2019, for forest reserve management (\$23,574)
- Tree Planting for Forest Carbon Sequestration (LNR 101 SLDF, \$900,000)

LNR 402: Endangered Species Recovery

FB21

- Restore [3] positions abolished by act 005, SLH 2019 (\$74,652)




LNR 402 Rapid 'Ōhi'a Death

- Statewide aerial surveys conducted semi-annually
- Rapid response on Kaua'i, Oahu and Maui
- On Hawaii island, protecting high-value forests
- Updated Response Plan identifies \$4M needed annually for surveys and response, lab diagnostics, R&D for management tools, and outreach

FB 21

Add funds for Rapid 'Ōhi'a Death (\$700,000)

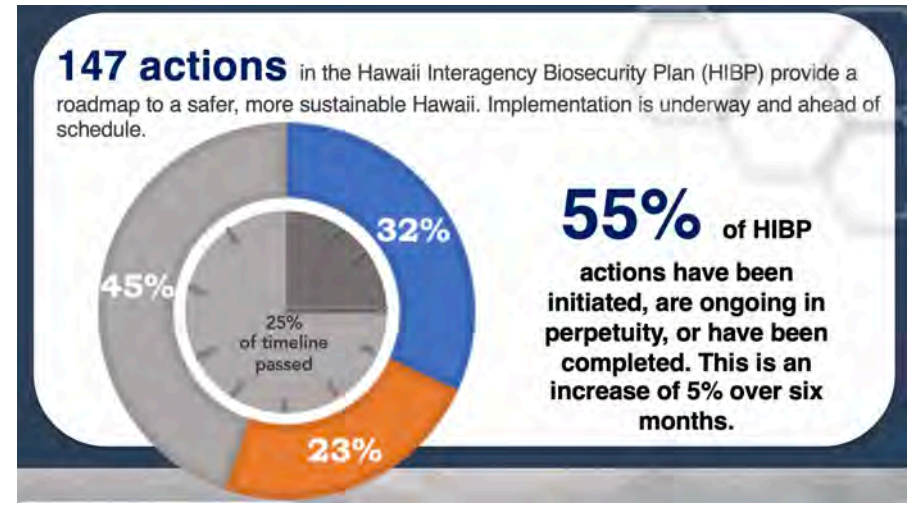
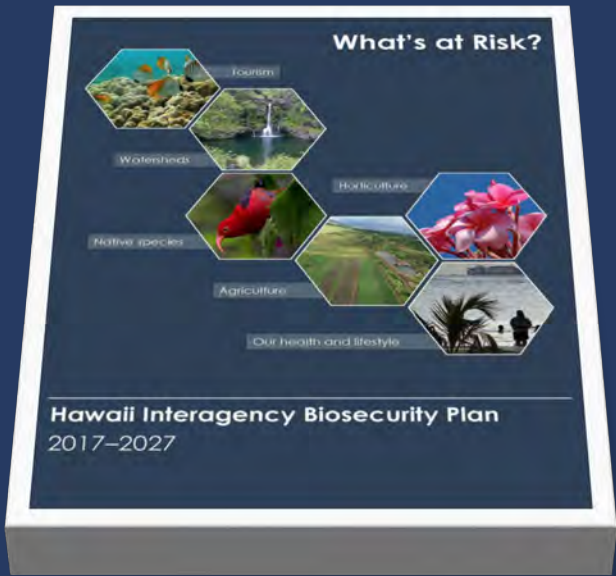


LNR 402 - Habitat Conservation Planning



LNR 402 - Invasive Species Management

Hawaii Interagency Biosecurity Plan 2017-2027 Implementation Progress (as of July 2019)




- | Completed | In Progress | Needed |
|---|--|---|
| <ul style="list-style-type: none"> Data manager & specialists for HDOA inspections Increased FY20 funds for HISC and watershed fencing HDOA e-manifest system developed 643pest.org online pest reporting tool & app Extension agent positions for UH CTAHR Rapid 'ōhi'a death emergency response plans for each county Vector Control Branch restored | <ul style="list-style-type: none"> Biocontrol facility planning discussions ongoing Restrictions on imported myrtles that threaten ohia Restricted Plant Rules <ul style="list-style-type: none"> Draft rules for ballast water management New tools for ant & mosquito control Addition of invasive species BMP's to EAs Biocontrols for miconia, ginger, albizia, tibouchina | <ul style="list-style-type: none"> Capacity to co-manage vessel biofouling & ballast water discharge CTAHR aquaculture extension agents Biosecurity emergency response fund DOFAW biosecurity techs for protected lands Inspector positions at HDOA Plant Quarantine Biocontrol facility construction funds |

Lump Sum DOFAW Repairs, Maintenance, and Improvements, Statewide



Rare Plant Nurseries



Roads & trails



Wildfire water tanks



Predator-proof fences for tree snails



Baseyards and offices



Recreational facilities

LNR 402 - Fire and Emergency Response

FY19 Accomplishments:

- Successfully defended the Maalaea Power Plant on Maui during the July Waiko Road fire that burned 8,000 acres.
- Created a 100 foot wide fuel break between Kealia pond and the Maalaea Power Plant to reduce risk for future fires.
- Upgraded Maui branch's fire suppression fleet with three new brush trucks and a 4,000 gallon water tender.
- Fire & Emergency Response Team awarded DLNR Team of the Year for 2018 Flooding and Kilauea Eruption Response.



LNR 407 – Natural Area Reserves and Watershed Management

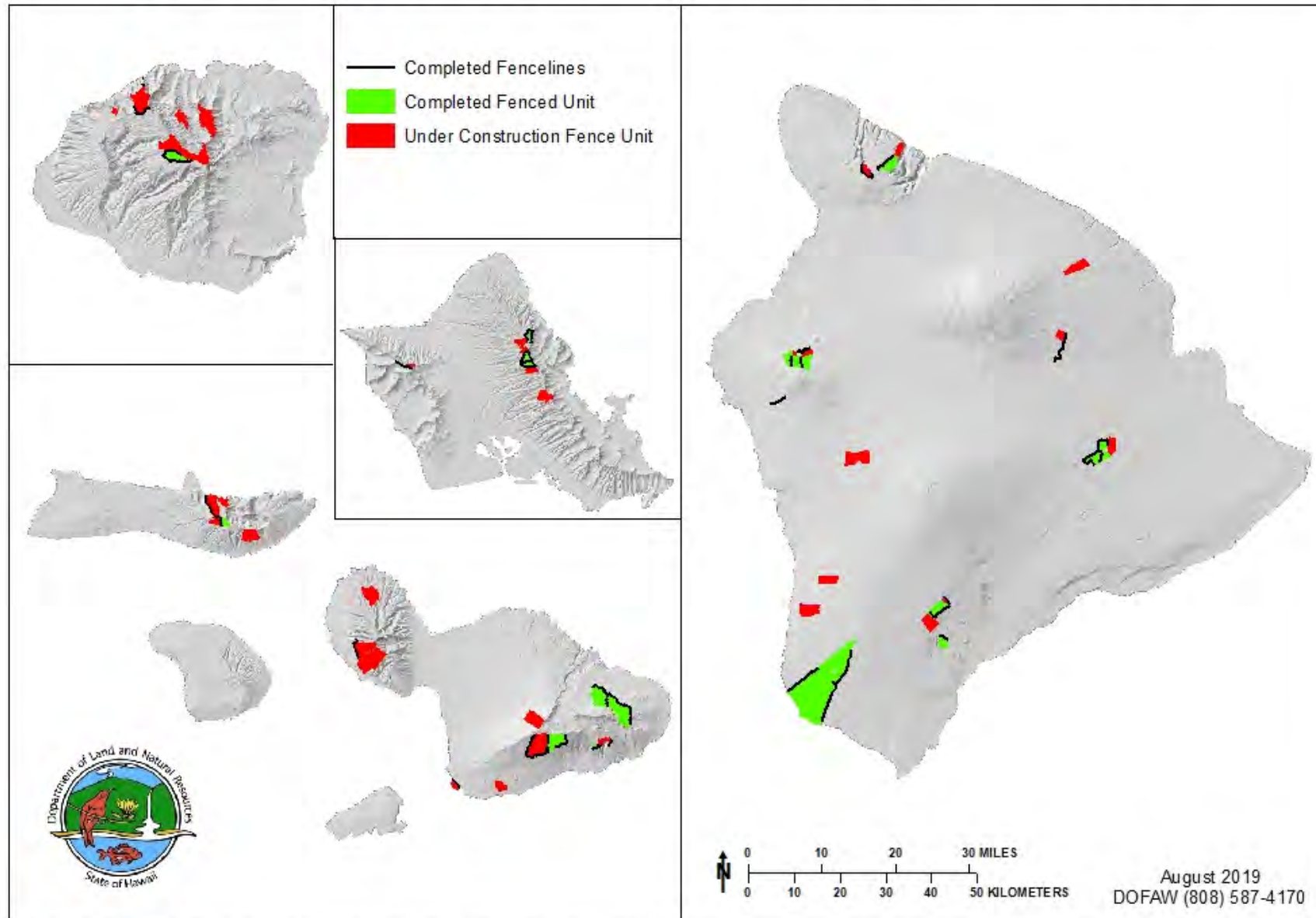
130 Miles of fence
built by LNR
407 since
2013

97 Miles under
construction
or funded

162 Additional
miles needed
to reach
2030 goal



State LNR 407 CIP Fences FY13-21



Includes the Watershed Initiatives, Statewide; Manuka; Waiawa; Kaala; and Kanaio projects.

- Program manages 1440 road and trail features spanning over 2500 miles
- Provide public outdoor recreation opportunities for hiking, biking, hunting, camping, equestrian and off-highway vehicle use
- NAH Program is responsible for inventory and ownership documentation of specific historic trails and road alignments for public use



Miles of trails maintained has declined in the last few years. This has been a result from budget salary shortfalls, leaving no operational budget. Despite budget limitations, below are some highlights performed by our current staffing

- Served over 4,000,000 visitors on Na Ala Hele managed trails
- Nearly 6000 volunteer hours
- Over 500 miles of trail/roads maintained
- 75 abstracts and quiet title action reviews
- Addition of select online day-use permits
- Managed over 10,000 commercial visits through our commercial trail tour activity website





Priority Program Needs:

- Increase LNR 804 General Funds
 - Make up for salary shortfall (\$280k)
 - Provide for operational funds (\$900k)
- Mode of Finance Change for Federal & Special Funded Positions
 - Provide more opportunity for match funding
 - Allow funds for deferred restoration projects
- Add Key Civil Service Positions
 - A Trails and Access Specialist IV and Abstractor X are necessary to keep up with the rising numbers of users and abstracting request

LNR 101: Legacy Land Conservation Program Accomplishments, FY19+FY20

- 7 Properties Conserved / 9,755 acres (Hawai'i, Molokai, and O'ahu)

- 75% of funding from other sources

+ Turtle Bay \$1.5 million
annual debt service

Pūpūkea Mauka, Waimea Valley



Helemano Wilderness



*Greenwell Garden, Kona ↑
↓ Waikapuna, Ka'ū, Hawai'i*



Pu'ukua at base of Waimea Valley



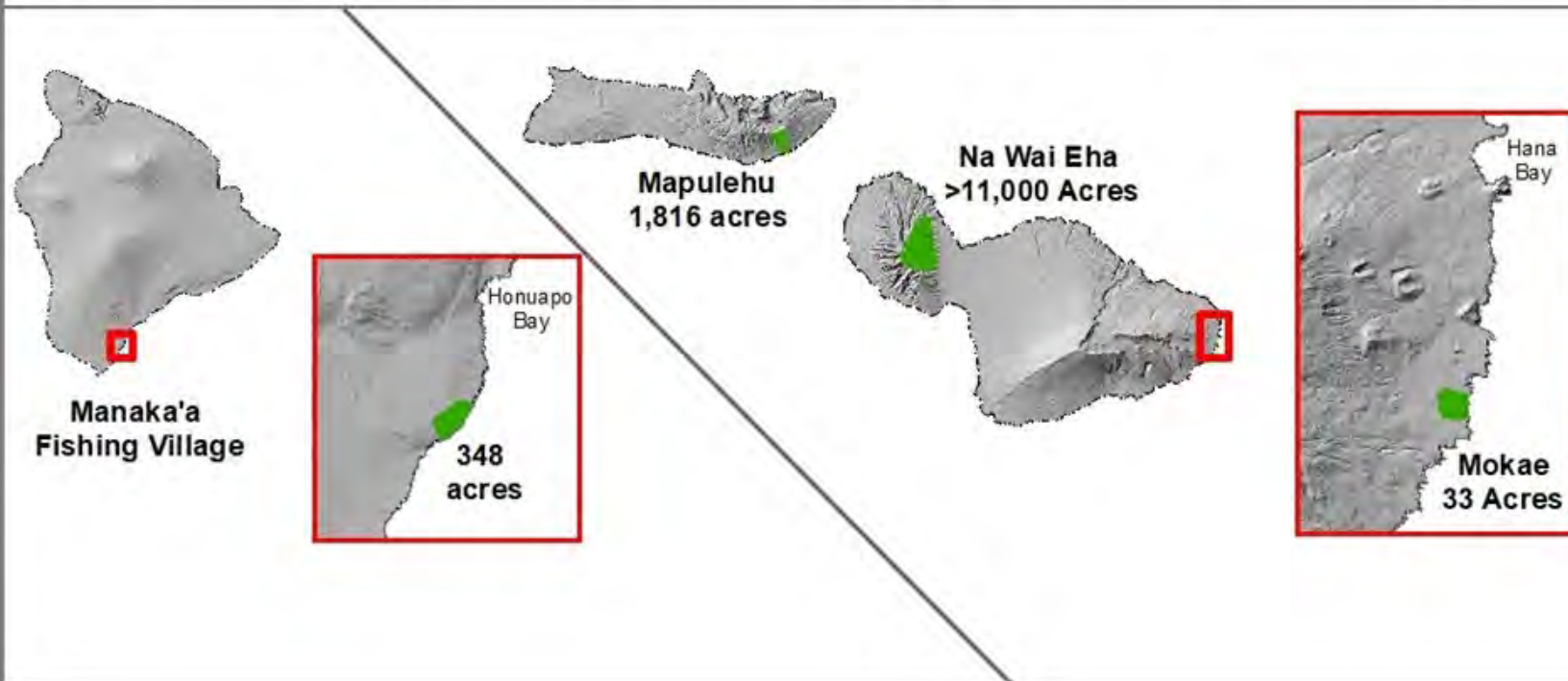
MA'O Farms Palikea Expansion



*Pua'ahala, Molokai
(Paialoa Fishpond, foreground)*


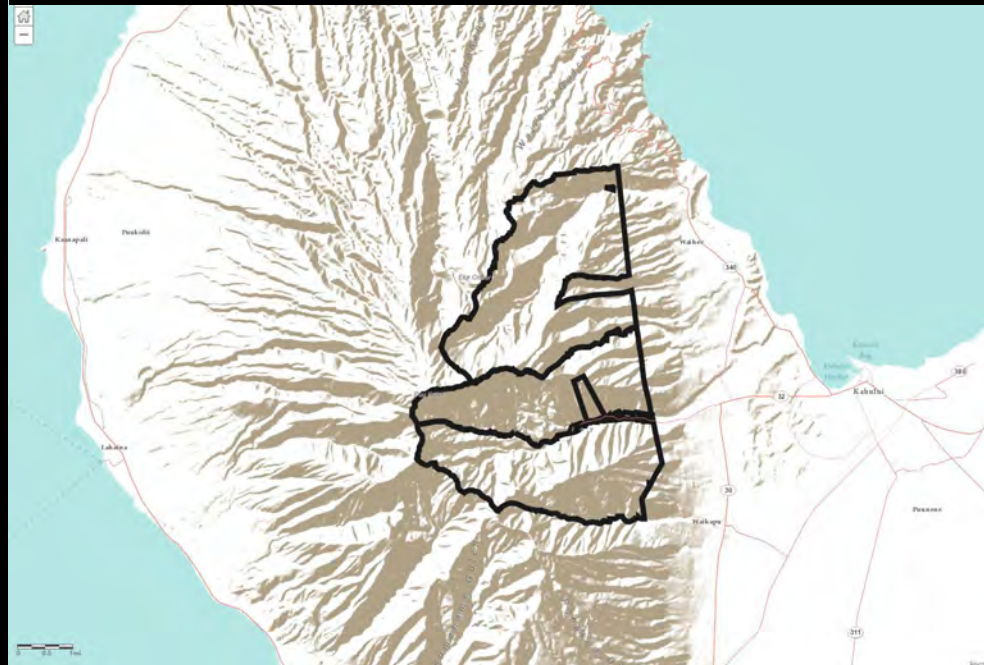
**Growing by the acre:
Resources for public benefit**

Properties to be Funded by Requested Ceiling Increase



Mokae, Hana, Maui

Na Wai 'Ehā Acquisition



Kealakekua Piko CIP Acquisition



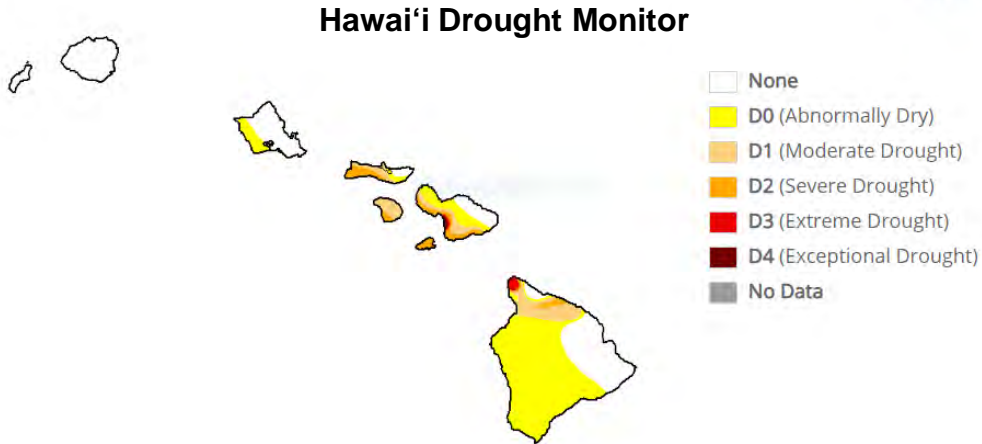
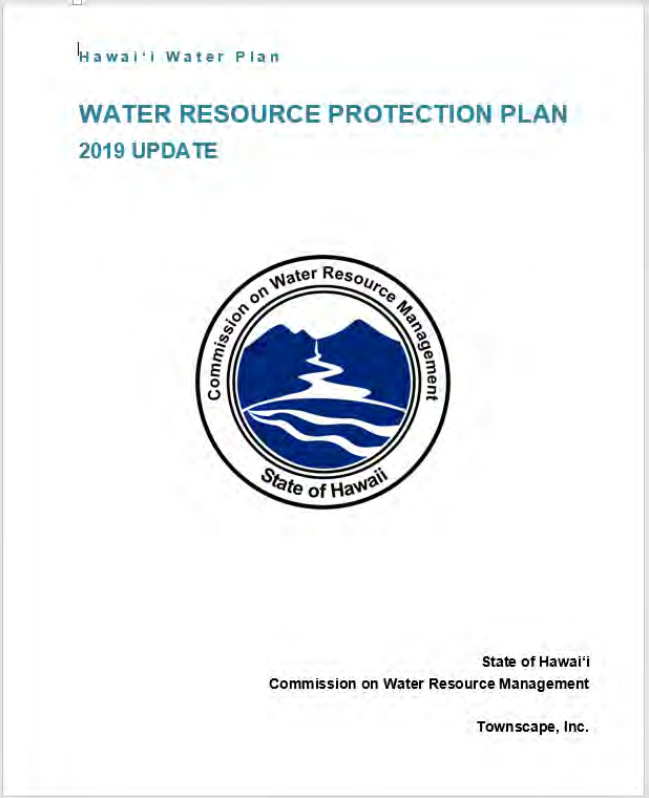
LNR 404 – Water Resource Management

- Amended interim IFS for Wai‘a‘ama Stream
- Established 12 new stream gaging stations:
 - 6 on Kaua‘i (Waikoko Stream, Hanamā‘ulu Ditch, Waimea River, Hulē‘ia Stream, N Fork Wailua River)
 - 3 on Maui (2 on Honokōhau Ditch, Naililihaele Stream)
 - 1 on O‘ahu (Kamananui Stream)
 - 2 on Moloka‘i (Waikolu Stream, E Fork Kawela Gulch)



Commission on Water Resource Management

- Water Resource Protection Plan implementation:
 - Hydrologic Monitoring Network Assessment
 - Climate Change Impacts or Ground Water Availability
 - Water Shortage Planning

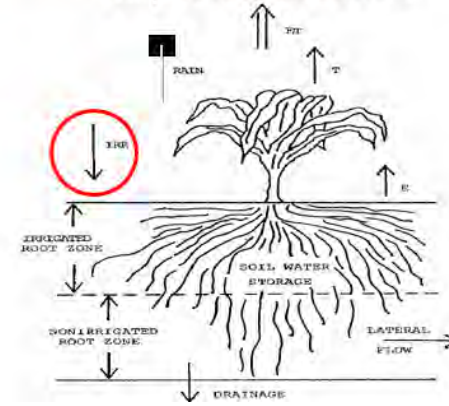


Commission on Water Resource Management

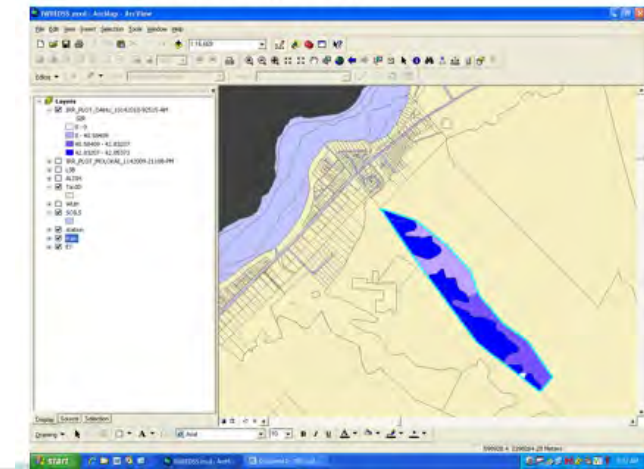
- Updated model to estimate reasonable irrigation needs
- Water use reporting training for over 400 well owners on O'ahu, Moloka'i, and Maui
- Repaired old and completed new Keopu Deep Monitoring Wells
- ***Current CIP request for \$500K for new deep monitor well.***

IWREDSS Irrigation Model


Daily Water Mass Balance



GIS Soils Data



Drilled Wells



LNR 405 – Conservation and Resources Enforcement (DOCARE)



- DLNR enforcement arm
- Millions of acres, mauka to makai
- Public lands and waters
- Conservation district public & private



DOCARE LNR 405



- FY 19 funds added \$500,928 to support the DOCARE Training Academy.
- 13 Entry level CREO 1 Recruits will begin 7 months of Academy Training in January 2020.
- Also gained 3 Clerk Dispatcher positions to support statewide communications and complaint intake. Recruitment pending.
- Public Safety Operations

LNR 801, Boating and Ocean Recreation



South Kawaihae Small Boat Harbor Boat Ramp & Loading Docks



Waikōea Boat Ramp Maintenance Dredging, Aids to Navigation, and Stream Bank Erosion Repair

He'eia Kea Small Boat Harbor South Mole Apron Repair



Wai'anae Small Boat Harbor Comfort Station Improvements





Navatek

FY20/21 CIP Request – Pohoiki Boat Ramp Ocean Access (\$9.0M)



FY20/21 CIP Request – North Kawaihae Small Boat Harbor Marginal Wharf Repair (\$2.0M)



FY20/21 CIP Request – Nawiliwili Small Boat Harbor New Pier 400 (\$2.0M)



FY20/21 CIP Request – Maunalua Bay Boat Ramp Loading Dock Repair(\$500K)



LNR 802 – Historic Preservation (HP)

Hawai'i Cultural Resource Information System (HICRIS)

The screenshot displays the HICRIS web application interface. At the top, there is a navigation bar with the HICRIS logo, 'Home', 'Submit', 'Search', and 'Library (temp)' tabs. On the right side of the navigation bar, there are icons for help, user profile, settings, and 'Version 0'. A left sidebar contains links for 'Submit Home', 'Project Review', and 'Inadvertent Discovery'. The main content area is divided into two primary sections: 'Resources within the Project Area' and 'Project Documents'. The 'Resources within the Project Area' section features an 'ADD RESOURCE' button, a table with columns for ID, Property Name, Historic Name, address, and Year Constructed, and a message stating 'No Resources have been added. Click the button above to begin adding.' Below the table, it indicates 'Built Resources: 0'. The 'Project Documents' section contains two sub-sections: 'ADD PHOTO' and 'ADD ATTACHMENT'. Both have their respective tables and messages indicating no items have been added. At the bottom of the interface, there are buttons for 'SAVE AND CONTINUE', 'UNPUBLISHED', and 'SUBMIT TO SHPO'. A URL 'https://vhbdevshp.azurewebsites.net/hicris/home' is visible in the bottom left corner.

Resources within the Project Area

ADD RESOURCE EDIT DELETE

ID	Property Name	Historic Name	address	Year Constructed
No Resources have been added. Click the button above to begin adding.				

Built Resources: 0

Project Resources Help

Please enter the location(s) of the built resources within your project area. Please click the "Add a New Built Resource" button to add each building, structure, object, or site within the project area. For each resource entered, you will be guided through the process of entering the location, information, photos, and other relevant documents for the resource.

Project Documents

ADD PHOTO VIEW EDIT DELETE

Image	Name	Description
No Photos have been added. Click the button above to begin adding.		

Photos: 0

ADD ATTACHMENT VIEW EDIT DELETE

Name	Description
No Photos or Attachments have been added. Click the button above to begin adding.	

Attachments: 0

Project Documents Help

Project-level photos and attachments are optional. Examples:

- Streetscapes
- Photo key maps
- Floor plans or sketches of existing and proposed conditions
- Elevation drawings
- Specifications for proposed work, including methods and materials
- Condition or structural reports
- Environmental impact statements
- GIS shapefiles compiled in .zip format

SAVE AND CONTINUE UNPUBLISHED SUBMIT TO SHPO

https://vhbdevshp.azurewebsites.net/hicris/home

FY21 Request –
\$75k Operating
\$100k Digitization

LNR 806 State Parks

THE HAWAII STATE PARK SYSTEM INCLUDES:

- 54 managed state parks
- 34,000 acres
- 134 permanent positions
- 11+ million annual visitors and rising



Kaiwi State Scenic Shoreline

Currently 6 Interpretive Technicians (Park Rangers) on 3 islands:
3 at Hā'ena/Nāpali Coast State Wilderness Park, 1 for the Kona parks,
2 on O'ahu, Diamond Head State Monument and Ka'ena Point SP.

Camping and lodging permits issued: 25,320

People accommodated overnight: 74,522

Special Use Permits issued: over 12,000

TOURISM ...!

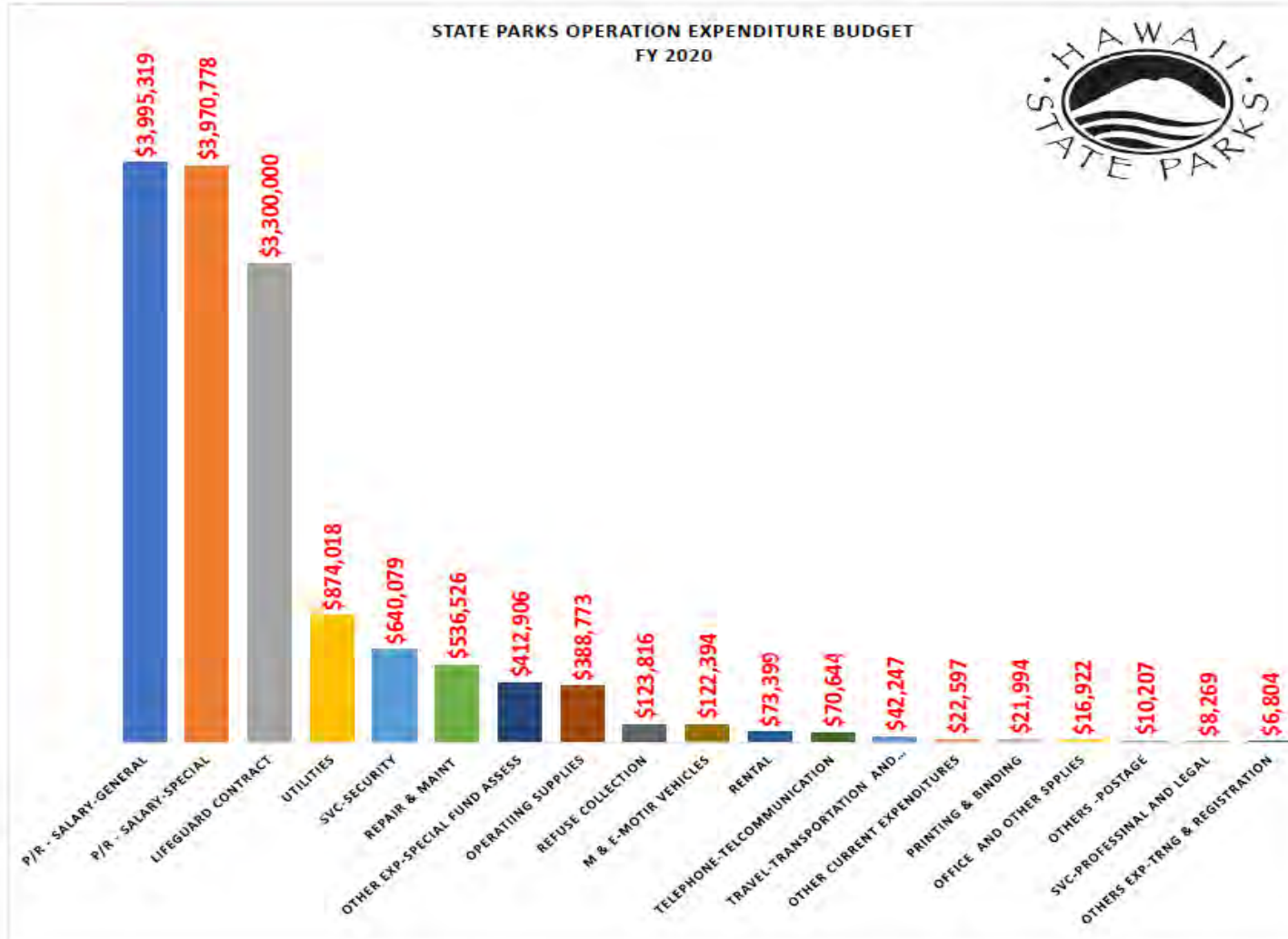
Hā'ena State Park

The most recent CIP completed (at approximately \$5 million) is the Master Plan improvement within Kauai's Hā'ena State Park, utilizing a combination of CIP and Act 12 SLH18 disaster emergency funds. This was an innovative design-build scenario made possible by the Governor's Disaster Proclamation. In addition to major infrastructure repairs and flood resiliency improvements, an innovative new access paradigm is in place to reduce the impacts of over tourism to both the local community and the natural and cultural resources of this popular park unit.

Lava Tree State Monument and MacKenzie State Recreation Area reopened following emergency repairs in response to the eruption



Salary and lifeguard contract costs



Operating budget is approximately \$14 million

80% of State Park operating costs is salary and lifeguard contracts for a total of \$11,226,097 (3 left bars)

\$2,733,903 for all other operating costs.

There is a 40-million-dollar backlog in deferred maintenance. *R&M (green bar) is \$536,526.*

The \$2.1 million request of General Funds for lifeguard contracts would cover salary increases.

State Park User Fees

\$2 million ceiling increase to allow for anticipated additional revenue from user fee increases.

Methods of income generation for operations

8 total parking and entry contracts

149 leases/concessions

27 Revocable Permits

Recently completed projects: Parking and entry concessions at Hā'ena, Koke'e- Waimea Canyon, and Makena State Parks.



FY 21 SP CIP Request

FY 2021 Supplemental CIP Request (\$6 million lump sum)

'IOLANI PALACE STATE MONUMENT:	\$ 900,000
MĀLAEKAHANA SRA, KAHUKU SECTION:	\$2,000,000
DIAMOND HEAD STATE MONUMENT:	\$ 400,000
SAND ISLAND STATE RECREATION AREA:	\$ 800,000
'IAO VALLEY STATE MONUMENT:	\$1,000,000
HULIHE'E PALACE STATE MONUMENT:	\$ 900,000

'Iao Valley State Monument




Kaho'olawe Island Reserve Commission – LNR 906

Supplemental general fund request: \$100,000 FY21

Purpose: Second year funding for ACT 113 SLH 2019 to support Kaho'olawe dryland forest restoration, operations and facilities maintenance.



An aerial photograph of a beach. The left side shows clear, turquoise water with visible ripples and white foam from waves crashing against dark, jagged volcanic rocks. The middle section is a wide, sandy beach. The right side features dark, cracked volcanic rock formations with sparse, low-lying green and yellow vegetation. In the lower right, a small group of people is sitting on the sand near a cluster of trees.

Mālama i ka ‘āina

Mahalo!

DLNR FY 21 Supplemental Budget Overview

A. Provide your agency's mission statement.

The Department of Land and Natural Resources' (DLNR) mission is to enhance, protect, conserve, and manage Hawaii's unique and limited natural, cultural and historic resources held in public trust for current and future generations of the people of Hawai'i nei, and its visitors, in partnership with others from the public and private sectors.

DLNR is responsible for managing or overseeing:

- 1.3 million acres of Hawaii's public lands in forests, parks and other natural areas
- 3 million acres of state ocean waters (including all fisheries, coral reefs, small boat facilities, and ocean recreation)
- All fresh water resources (including more than 376 streams and all ground water aquifers)
- Historic and cultural sites
- Forests and watersheds
- Public beaches
- State parks
- Regulation of dams and reservoirs
- Rockfall mitigation (on public lands)
- Endangered species protection
- Invasive species control
- Regulating 3 million acres of land in the Conservation District

DLNR works in partnership with federal, county, and other state agencies, as well as community groups, non-profit organizations and private land owners, to carry out its mission.

Land Management Division -- LNR 101

Land Division (LAND)

Land Division's purpose is to ensure the effective and efficient use of miscellaneous public lands not otherwise set aside to other agencies, in ways that fulfill the public trust obligations and promote the sustained social, environmental and economic well-being of Hawaii's people. The Land Division acquires land needed for public purposes such as protection of conservation and natural resource lands, and works with the Land Board to obtain approval to transfer the management of lands to other government agencies for their respective uses through executive orders, and disposes of land to the private sector through leases, licenses, grants of easements, revocable permits, and rights-of-entry. The Land Division currently generates revenues of about \$17 million (the revenues for the Special Land and Development Fund has increased substantially since the last recession and by around \$10 million dollars since a decade ago) and manages about 300 or so short term permits and 2,000 or so longer-term dispositions such as leases and easements, statewide, for commercial purposes, and a handful of residential leases and permits.

The Land Division also maintains an inventory of State lands and is a repository of government land documents dating back to the Great Mahele of 1848.

Office of Conservation and Coastal Lands (OCCL)

It is the mission of the Office of Conservation and Coastal Lands (OCCL) to protect and conserve Conservation District lands and beaches within the State of Hawai'i for the benefit of present and future generations, pursuant to Article XI, Section 1, of the Hawai'i State Constitution, through regulation of uses of public and private lands in the Conservation District. These lands encompass our State's terrestrial and marine environments, with special emphasis on coastal areas and beaches.

OCCL seeks to balance the conservation of the State's unique and fragile natural resources with development of these resources for the good of the State. This is accomplished through superior management of regulatory functions, efficient use of staff resources and technology, use of science, permit streamlining, development of agency networks (interagency coordination), administrative consistency, innovative program financing, and promotion of climate resiliency.

Bureau of Conveyances (BOC) -- LNR 111

The mission of the Bureau of Conveyances is to serve and protect the public by providing for an accurate, timely, and permanent system of recording, maintaining, and preserving land title recordings and related documents and maps for all land transfers in the State of Hawai'i.

Division of Aquatic Resources (DAR) -- LNR 153, LNR 401, LNR 805

The mission of the Division of Aquatic Resources is to manage, conserve and restore the state's aquatic resources and ecosystems for present and future generations through marine resources planning, management, regulation and monitoring.

Division of Forestry and Wildlife (DOFAW) -- LNR 172, LNR 402, LNR 407, LNR 804

The mission of the Department of Land and Natural Resource's Division of Forestry and Wildlife is to manage and protect watersheds, native ecosystems, and cultural resources, and provide outdoor recreation and sustainable forest products opportunities, while facilitating partnerships, community involvement and education.

Engineering Division (ENG) -- LNR 141, LNR 810

The Engineering Division administers programs to: (1) provide engineering services to other divisions of the Department to execute Capital Improvements Program (CIP) and/or operating, maintenance and repair projects; (2) reduce the risk to people, property, and natural resources from natural hazards and the failure of dams and reservoirs, through planning, management, mitigative efforts, educations and administration of compatible regulatory programs (including the National Flood Insurance Program – NFIP); (3) effectively manage geothermal resources and its development to protect the health and safety, and to ensure continued viability of the

resource for the future; and (4) promote economic development and enhance public welfare by developing water supplies and state lands in support of State-sponsored projects.

Commission on Water Resource Management (CWRM) -- LNR 404

The mission of the Commission on Water Resource Management is to protect and manage the waters of the State of Hawai'i for present and future generations. To work towards its mission, the Commission on Water Resource Management: (1) Collects and analyzes hydrologic data and assesses water resource availability and use; (2) Designates water management areas and regulates water use where water resources may be threatened; (3) Establishes instream flow standards on a stream-by-stream basis whenever necessary to protect the public interest in waters of the State; (4) Administers a statewide permitting system for well construction, pump installation, stream channel alteration, and stream diversion works; (5) Administers a water use permitting system in designated water management areas; (6) Develops, implements, and updates comprehensive short and long-range plans to protect, conserve and manage water resources; (7) Investigates and arbitrates water-related complaints/disputes.

Division of Conservation and Resources Enforcement (DOCARE) -- LNR 405

The Division of Conservation and Resources Enforcement (DOCARE) has primary responsibility for the enforcement of laws created to manage, protect and conserve Hawaii's unique and limited, natural, cultural and historic resources. DOCARE is responsible for patrolling and monitoring 3 million acres of marine waters, the largest tropical forest in the nation; the 11th largest forest reserve in the nation of which over 1 million acres have been set aside for hunting; 1.2 million acres of state owned lands; 2 million acres of conservation lands and 23,000 acres of inland surface waters. Throughout the State, DOCARE officers are required to serve a resident population of approximately 1.4 million and approximately 9 million visitors that utilize Hawaii's resources on a regular basis.

Division of Boating and Ocean Recreation (DOBOR) -- LNR 801

The mission of the Division of Boating and Ocean Recreation is to enrich the lives of people of all ages, both residents and visitors alike, by providing ocean-based opportunities, facilities, activities, skill development, and area management including boating of all types, salt water fishing, surfing, sailboarding and diving, ocean swimming and other ocean activities.

State Historic Preservation Division (SHPD) -- LNR 802

The mission of the State Historic Preservation Division is to develop and maintain a comprehensive program of historic preservation through review of projects to assess potential impacts to historic properties, and to promote the use and conservation of historic properties for the education, inspiration, pleasure and enrichment of the citizens of Hawai'i.

Division of State Parks (State Parks) -- LNR 806

The mission of the Division of State Parks is to manage, maintain and enhance state park operations and infrastructure and programs for the public by providing statewide administrative

and interpretive services, formulating overall policies and plans, and determining current and future needs for state parks and Land and Water Conservation Fund supported activities. To provide public safety and quality to recreational and cultural park experience while minimizing potential impacts to natural and cultural resources when developing and operating state parks.

Administration (Admin) -- LNR 906

DLNR Administration's objective is to enhance the effectiveness and efficiency of the Department by formulating policies, directing and coordinating operations, fiscal management, information technology, communications and personnel, and providing other core administrative and support services.

Kaho'olawe Island Reserve Commission (KIRC) -- LNR 906

The Kaho'olawe Island Reserve Commission (KIRC) was established, under the Hawai'i Revised Statutes – Chapter 6K, to manage Kaho'olawe, its surrounding waters, and its resources, in trust for the general public and for a future Native Hawaiian sovereign entity. The mission of the KIRC is to implement the vision for Kaho'olawe, in which the kino (physical manifestation) of Kanaloa is restored, and nā po'e (people of) Hawai'i care for the land through the meaningful, safe use of Kaho'olawe for the purposes of the traditional and cultural practices of the Native Hawaiian people, and the restoration of the island and its waters.

The KIRC is placed administratively under the DLNR. The KIRC depends upon the Department for its fiscal and personnel support functions. All other functions required to operate the Reserve are conducted from the KIRC's Wailuku, Maui office.

B. Discuss how current state-wide conditions have affected your division's operations and the ability to meet goals. Identify and discuss notable performance measures, expected outcomes, and recent results.

Land Management Division -- LNR 101

Land Division (LAND)

The Land Division has been affected by the state-wide conditions of sea level rise and homelessness. Sea level rise has caused an increase in the number of applications processed for rights-of-entry and easements for shoreline protection measures. The homelessness crisis has consumed significant staff time in cleanup of unencumbered lands, locating lands for possible 'ohana zone shelters, and called for surrender of a base yard used by the Land Division and other divisions of the Department for use as a homeless shelter.

An objective measure of effectiveness has been the amount of annual revenues generated by the Land Division for the Special Land and Development Fund for the use and expenditure by the Land Division and other conservation and natural resource protection programs in the Department. Another objective measure is the number of applications processed for land dispositions (e.g., for permits, leases, rights of entry, easements, etc.) and shoreline certifications. Subjective measures of effectiveness include staff involvement and work on projects having significant statewide importance.

The Land Division administers the Special Land and Development Fund. In the fiscal year ending June 30, 2019, the Land Division generated about \$17 million in revenues for the Special Land and Development Fund, and expended about \$7.5 million, together with encumbrances (i.e., contracts) of another \$1.3 million. The Land Division transferred a net amount of about \$6.6 million to divisions and programs within the Department. The Land Division also paid to the Office of Hawaiian Affairs \$1.97 million in public land trust proceeds.

In fiscal year ending June 30, 2019, the Land Division had issued 57 dispositions involving permits, leases, easements and set asides to other federal, state and county agencies. The Land Division also received and processed 88 applications for a shoreline certification.

The Land Division participated in the Hawai'i Interagency Council for Transit Oriented Development and is in the pre-planning stage for the development of lands in East Kapolei and Pūlehunui, Maui. The Land Division is also evaluating options for the redevelopment of certain aging buildings on Banyan Drive in Hilo. Additional projects include working with water lease applicants to satisfy the statutory requirements for securing leases, and developing proposed legislation to clarify the water leasing process, as well as implementing a new land management information system.

Challenges include the inability of the Department to utilize all revenues generated by the Division to support critical Department initiatives due to the limited spending authority imposed on the Special Land and Development Fund. Furthermore, statutory provisions of Chapter 171,

Hawai'i Revised Statutes impose limitations on the Land Division's ability to effectively dispose of lands for income generation.

Office of Conservation and Coastal Lands (OCCL)

The regulatory functions of the Office of Conservation and Coastal Lands (OCCL) commonly intersect with federal regulatory efforts involving State submerged land and County authorities, where conservation district lands and special management areas intersect. The OCCL prides itself in its ability to streamline normally onerous permitting functions such as in the statewide Hawaiian fishpond revitalization and small-scale beach restoration programs. The office processes all permits in a timely manner while simultaneously protecting the State's natural and cultural resources at a very high standard. In addition to processing permits, the OCCL conducts dozens of site visits and site evaluations each year all over the state, deals with hundreds of public inquiries involving the conservation district as well as shoreline erosion hazards, and attends meetings and events in regard to shoreline management and climate change. The OCCL monitors and ensures compliance with conservation district use permit conditions - e.g., the Thirty Meter Telescope.

The OCCL is engaged in major beach management and restoration efforts statewide. Under a prior appropriation, an environmental impact statement (EIS) has been initiated to restore sand at Ka'anapali Beach. The OCCL completed a draft environmental assessment to replace the Royal Hawaiian Groin at Waikiki Beach, and Transient Accommodation Tax funds were appropriated to initiate a major project to conduct beach improvements at Waikiki Beach. Under a prior appropriation, the OCCL is developing a feasibility study and an EIS for beach improvements at Waikiki.

In FY 2019, the OCCL processed approximately 25 Conservation District Use Applications, 214 correspondences, 24 emergency permits, 85 site plan approvals, 57 violations, and 3 shoreline encroachments (lease rents deposited in the Beach Restoration Special Fund).

Legacy Land Conservation Program (LLCP)

Development and population pressures continue to increase public needs for access to and protection of Hawai'i's natural and cultural lands. Significant federal, county and private funding continue to match state funds to support these very popular acquisitions. At the same time, inflation and rising real estate values limit the number of important projects that can be funded at historic program funding levels.

Expected outcomes for the Legacy Land Conservation Program include:

- Continued payment of \$1.5 million annual debt service for the State's keystone land acquisition at Turtle Bay, O'ahu;
- Completion of several important conservation transactions with State agency, county, and nonprofit partners that will acquire additional lands and protect their resources, statewide;
- Executive approval for new grant awards totaling approximately \$3.2 million to support land acquisitions by private land conservation organizations in Ka'u, Hawai'i (1,363 acres) and Kona, Molokai (1,816 acres);

- Processing and assessment of a new group of applications for grant funding from Fiscal Year 2022; and
- Substantial progress towards completion of a Resource Land Acquisition Plan to guide the Board of Land and Natural Resources in acquiring land having value as a resource to the State while exercising the Board's powers under Chapter 173A, Hawai'i Revised Statutes.

Recent Legacy Land results include:

- During FY19, completed two conservation transactions that protect important cultural resources at Ko'olauloa, O'ahu (Pu'ukua acquisition by Hi'ipaka LLC) and enable the Department to transform former agricultural lands in Central O'ahu to public management and use (Helemano Wilderness Recreation Area acquisition by Division of Forestry & Wildlife);
- During FY20, to date, completed five conservation transactions, including (1) nonprofit acquisitions of the Amy B. H. Greenwell Ethnobotanical Garden in Kona, Hawai'i; large coastal acreage at Waikapuna in Ka'u, Hawai'i; and prime farmland in Wai'anae, O'ahu; and (2) high-quality forest lands placed under The Division of Forestry & Wildlife management at Pupukea Mauka, O'ahu and Pua'ahala, Molokai;
- Successful adjustment of the grant application schedule to provide project-specific justifications for annual budget requests; and
- Maintained a full roster of qualified volunteers on the nine-member Legacy Land Conservation Commission.

Bureau of Conveyances (BOC) -- LNR 111

The Bureau of Conveyances' daily operations, revenues and expenses are directly impacted by the volume of recordings, which is largely dependent upon real estate market conditions and the overall health of the Hawai'i and national economy.

The Bureau has recorded an annual average of 315,000 documents in the past three fiscal years, a decrease of approximately 20,000 documents from the previous three fiscal years (2014 – 2016). This can mostly be attributed to a continued slowdown in real estate sales.

Revenues from document recording fees, certified copies and miscellaneous user fees totaled \$6.81M in FY19. For FY20, the Bureau is anticipating a nominal increase in revenues based upon best projections of volumes for the various Bureau services and the continued low interest rate environment.

The Bureau is completing the enhancement of 35M images in Phase III of its digitization campaign and is on track to have all these images and maps securely accessible on a digital storefront by Phase V. The Bureau has also made inroads with the Land Court certification backlog through staff efforts and expects to make more progress in 2020 with the reallocation of staff that is focused on the backlog as well as with an upgraded Land Records System that will be implemented in October, 2020, which will increase efficiencies with Land Court certificate processing.

Engineering Division (ENG) -- LNR 141, LNR 810

Severe flooding events over the last few years and the uncertainty and severity of future natural disasters have impacted operations of the Engineering Division. The Division continues to assist the Department in the on-going recovery efforts resulting from previous storm and eruption events by coordinating with the Hawai'i Emergency Management Agency to secure FEMA federal funds, and State Act 12 funds available for O'ahu and Kaua'i flood response. The Division is also aware that future severe rain events or earthquakes could have a detrimental effect on dams and reservoirs. Protecting public safety by minimizing the risk of a dam failure is one of our highest priorities. The Division will continue conducting routine inspections of the State's 131 regulated dams, issuing dam safety permits or enforcement actions to ensure dam owners diligently work toward bringing their dams into compliance.

Due to the end of the eruption event on the Island of Hawai'i, Puna Geothermal Ventures (PGV) has focused on restoring its power production. The Division has resumed its geothermal resource management duties and issued several well permits to PGV and continues to provide oversight of the well drilling operations to ensure compliance with regulations under our purview. PGV anticipates they will be able to restart operations in 2020, which is essential to fulfilling the State's renewable energy goals.

Division of Aquatic Resources (DAR) -- LNR 153, LNR 401, LNR 805

Hawai'i is facing unprecedented changes to our marine environments caused by climate change in the form of increased ocean temperatures, sea level rise, ocean acidification, and more severe and frequent storm events. Hawai'i experienced another major coral bleaching event in 2019, the third in just six years, resulting in more coral loss throughout the State. The Division of Aquatic Resources is re-thinking its management strategies to address the threat of climate change and focusing on four major priorities:

- 1) Increase our network of marine managed areas (30x30 Marine Initiative)
- 2) Promote "pono" fishing practices and compliance with fishing rules and regulations
- 3) Coral Reef Restoration and invasive species prevention
- 4) Ecosystem Monitoring

To accomplish these goals the Division of Aquatic Resources is focusing on developing and strengthening the essential components of effective management, including development of: a resilient marine managed area network; statewide fisheries rules; outreach and enforcement strategies; and effective monitoring. The 30x30 initiative is an invitation to residents to work with DAR and its partners to achieve our shared goal of a healthy nearshore ecosystem and abundant fish. The Initiative will improve the health of our nearshore resources by setting specific goals related to improving ocean-based enforcement, fisheries management, land-based and ocean-based source pollution, and climate adaption measures.

Our marine environment faces many growing pressures from polluted runoff, increased ocean temperatures, and unsustainable fishing practices. However, our marine ecosystem is resilient and can recover if proper actions are taken. Many of our residents are embracing and promoting

“pono” or sustainable fishing practices and communities are already working to manage our nearshore waters.

In response to repeated coral bleaching events and coral loss associated with those events, the Division has created a coral nursery where corals are collected from harbor infrastructure and fast-grown into coral colonies to be out-planted onto the reef. DAR has also created a rare coral ark to essentially begin a “seed bank” of rare corals only found in Hawai‘i in the event of catastrophic loss. These rare corals are being propagated for reintroduction to areas lost by coral bleaching events.

Recently, the Division has placed more effort on monitoring our estuarine and marine resources to track changes to these vital ecosystems which are being impacted by our changing climate. Through increased monitoring the Division hopes to be able identify areas where management actions need to be further adapted.

Division of Forestry and Wildlife (DOFAW) -- LNR 172, LNR 402, LNR 407, LNR 804

The Division of Forestry and Wildlife (Division) is responsible for the stewardship and management of approximately one million acres – a quarter of all the land area in Hawai‘i – designated as Forest Reserves, Wildlife Sanctuaries, Natural Area Reserves, Game Management Areas, Public Hunting Areas, and Na Ala Hele trails. Through voluntary, collaborative partnerships, the Division assists in managing another one million acres of partnership lands that protect Hawaii’s natural and cultural heritage as well as are our source of clean, fresh water and home to more endangered species than any other state in the nation.

The Division’s top priority is providing a sustained and abundant water supply, and recent support by the Legislature has enabled the Division to increase watershed lands protected against damage by feral ungulates and invasive species from 10% to 17% over the last 10 years. The Sustainable Hawai‘i Initiative calls for the protected management of 30% of watershed lands by 2030 to ensure our forests provide for and recharge freshwater supplies. In addition to state-owned watershed areas, the Watershed Partnership Program supports management across one million acres through voluntary alliances of large landowners committed to maintaining their forest lands for the water they provide. Sixty-six percent of forest lands in Hawai‘i are privately-owned, and the State with support from federal partners works to provide expertise to private landowners to assure that forest lands remain in forests via Hawaii’s Forest Stewardship, Forest Legacy, Natural Area Partnership, and Legacy Land Conservation Programs.

Another top Division priority is to manage wildland fire impacts to natural resources and to the wildland-urban interface. Large wildland fires events are not a part of Hawaii’s natural landscapes; fires threaten public health and safety, damage native ecosystems and property, lay the ground work for invasive species invasions, and erode watershed function. Recent investments in wildland fire infrastructure and dedicated fire suppression funding has allowed the Division to be more effective in fire-fighting efforts and improved the Division’s capacity to manage large emergency incidents such as floods, hurricanes, and lave flow events.

Mitigating climate change is a major focus for the Division, impacting all our work from forest health, wildland fire, and invasive species control, to rare species management and extinction prevention. Planning is underway to develop contingencies for anticipated climate change scenarios such as sea-level rise, longer drought periods with intermittent extreme rainfall events, and forest health implications including movement of forest diseases, pests, and invasive species. Novel management strategies are already needed for several of Hawaii's endangered forest bird to prevent diseases from spread due to warming-induced mosquitoes range expansion and spread of avian malaria. The Plant Extinction Prevention Program has successfully kept at-risk plant species from going extinct under its watch, but reduction in federal funding has eliminated a majority of the programs' funding, and without additional support, the state may return to a previous extinction rate of one plant species per year. The Division is poised to support climate change mitigation measures through carbon sequestration. Tree planting is the best and most reliable way to capture and storage carbon from the atmosphere and the Division is looking for opportunities to scale-up tree planting efforts across the State.

Commission on Water Resource Management (CWRM) -- LNR 404

Strong statewide public interest and administrative focus has supported prioritization by the Commission of establishment of instream flow standards for stream systems statewide of high importance for both in-stream values and off-stream uses.

The current level of resources has enabled the Commission on Water Resource Management (Commission) to meet the following performance measures:

Ground Water Regulation/Survey

- Improved groundwater use reporting compliance statewide – 68% increase since 2010.
- Conducted site visits and individualized training with over 400 well owners/operators on O'ahu, Molokai, and Maui in an effort to increase water use reporting compliance.
- Completed an update of the Commission's irrigation estimation model for determining reasonable irrigation water quantities.

Stream Protection and Management

- Conducted public fact-gathering meetings for the Honokōwai, Honolua, and Honokōhau surface water hydrologic units on the island of Maui and the Lāwa'i surface water hydrologic unit on the island of Kaua'i, as part of the process to set measurable instream flow standards;
- Established measurable instream flow standard for Wai'a'ama Stream in Pepe'ekeo, Hawai'i.
- Continued increases to stream diversion and stream flow monitoring:
 - Three continuous gaging stations on Kaua'i (Waikoko Stream, Hanamā'ulu Ditch) and O'ahu (Maunawili Ditch);
 - Two real-time, continuous gaging stations on Maui (both on Honokōhau Ditch); and
 - Seven real-time continuous gaging stations added to the United States Geological Survey (USGS) Cooperative program on Kaua'i (Waimea River, Hulē'ia Stream, North Fork Wailua River), O'ahu (Kamananui Stream), Molokai (Waikolu Stream, East Fork Kawela Gulch), and Maui (Nā'ili'ilihale Stream).

Planning

- Completed an update of the Water Resource Protection Plan and began implementation of its five-year priority action plan:
 - Initiated a joint funding agreement with USGS to quantify the potential changes in ground water recharge for all aquifers statewide based on the best available information on climate change impacts to precipitation.
 - Initiated the development of a water shortage plan for the Pearl Harbor Aquifer Sector Area.
 - Conducted a preliminary assessment of data gaps and redundancies in the Commission's hydrologic monitoring network for rainfall, stream flows, and ground water aquifers.
- Continued the implementation of the water audit program, established under Act 169, Session Laws of Hawai'i (SLH) 2016
 - Completed training for all municipal water supply departments and received their second annual validated water audit by the July 2019 statutory deadline.
 - Began outreach and training for non-municipal large-capacity public water systems and those in designated water management areas.
- Closing out contracts executed under the Water Security Grant Program, authorized under Act 172, SLH 2016

There is much more work to be done. Future activities and expected outcomes include:

Ground Water Regulation/Survey

- Resolving pending petitions and water disputes in Kualapu'u (Molokai).
- Completing the construction of the Kaloko Deep Monitor Well in the Keauhou Aquifer System Area and pursuing additional funding for new deep monitor wells in priority areas.
- Resolving the proposed boundary amendment for the Waimea and 'Anaeho'omalu Aquifer System Areas on the island of Hawai'i.
- Continuing the development of a pilot adaptive management plan to protect ground water dependent ecosystems at the Kaloko-Honokōhau National Historical Park on the island of Hawai'i.

Stream Protection and Management

- Resolving pending petitions and water disputes in Nā Wai 'Ehā (Central Maui), Wailua (Kaua'i), and Kawela (Molokai).
- Completion of the USGS Low-Flow Characteristics Study for Southeast Kaua'i to support the development of instream flow standards; completing the estimation of low-flow characteristics for ungaged streams statewide (StreamStats).

Planning

- Continuing to study the hydrologic response and ground water recharge potential of native versus non-native vegetation
- Updating the framework for the Hawai'i Water Plan

Division of Conservation and Resources Enforcement (DOCARE) -- LNR 405

The Division of Conservation and Resources Enforcement (DOCARE) has been involved and is actively participating in ongoing law enforcement operations on Hawai'i Island relating to construction of the Thirty Meter Telescope, due to its role as a State Law Enforcement Agency. DOCARE's participation also reduces its capacity to cover conservation and resources enforcement elsewhere such as the enforcement of hunting, wildlife, forestry and aquatic resources rules and laws.

A shortage exists of qualified and trained law enforcement officers who are committed to natural and cultural resource enforcement.

Measures of success include: Qualified officers trained in both law enforcement and natural and cultural resource laws; responses to tips including on DOCARE's DLNR-Tip app; regular patrol of hotspots; citations of violations leading to successful prosecution or civil penalties.

The Division graduated its first cohort from the DOCARE Training Academy in FY19 and is hiring and preparing for its second cohort in FY20, focusing on entry-level officers committed to a career in DLNR law enforcement.

Division of Boating and Ocean Recreation (DOBOR) -- LNR 801

The existing management structure for the state small boat harbors and coastal areas program cannot adequately cover both the harbors as well as ocean recreation. A new management structure is needed to address the shortfalls in deferred maintenance and program operations. The Division of Boating and Ocean Recreation proposes to enter into Public Private Partnerships for the operation and management of the State small boat harbors, and extend staff focus to ocean recreation management.

The increase in the cost of living has led to homeless individuals living on abandoned and derelict vessels as well as within the state small boat harbors. This has also led to a substantial increase in illegal activities occurring within the facilities statewide.

Expected outcomes for the Division of Boating and Ocean Recreation include:

- Continue the Capital Improvement Program for the state small boat harbor facilities to address the \$310 million dollar deferred maintenance backlog;
- Enter into Public Private Partnerships for the operation and management of the state small boat harbors;
- Increase staffing presence in state waters to better manage recreational and commercial activities and address user conflicts occurring within the coastal areas program;
- Addressing derelict and abandoned vessels statewide; and
- Work in conjunction with Hawai'i County to formulate Hawai'i Administrative Rules to regulate commercial surf school activities occurring in state waters.

Recent DOBOR results include:

- During FY19, implemented a comprehensive amendment to the Hawai'i Administrative Rules that clarified definitions, addressed vessel operations, dealt with predators in the facilities, and ocean safety requirements in State waters;
- During FY20, implemented a comprehensive amendment to the Hawai'i Administrative Rules as they pertain to use fees for State boating facilities that will be used for R&M;
- During FY20, to date, transitioning to a new electronic system for harbor management, property management, online transactions, and a new vessel titling program;
- Completed construction of new floating dock system at the Port Allen small boat harbor, Kaua'i; and
- Completed the construction of a new launch ramp facility at the Kawaihae South small boat harbor, Hawai'i.

State Historic Preservation Division (SHPD) -- LNR 802

The robust economy of Hawai'i includes the development sector which is experiencing "boom". SHPD has been unable to consistently complete review of the more than 2,700 submittals associated with permits for development projects it has receives annually. The boom has also made SHPD staff recruitment more difficult as the unemployment rate for technical professions in fields SHPD requires is approaching zero.

Under the existing level of resources, SHPD has made progress in meeting the following performance measures:

- Time limits for review of permit submittals (including supporting technical documents):
 - a. County and private projects: 45-days, 65% of permits are reviewed within the established time frame, but the average response time in the past year has been 180 days;
 - b. State projects: 90-days, 85% are reviewed within the established time frame, average response 120 days;
 - c. Federal projects: 30 days, 95% are reviewed within the federally mandated time frame, average response, 30-days.

In addition, recent program results are as follows:

- Digitization of SHPD records is approximately 60% complete. SHPD anticipates that it will reach 80% with current funding, and will be able to complete the digitization project with the funding proposed in the Supplemental Budget request;
- The Hawai'i Cultural Resource Information System (HICRIS) is currently in development and will be online for internal testing and validation before the end of this fiscal year.

Division of State Parks (State Parks) -- LNR 806

The Division of State Parks (DSP) is responding to the need to manage ever increasing levels of tourism and patronage because of the robust tourism industry and escalating interest in outdoor recreation by both resident and visitors.

The compelling need to ensure public safety for increased numbers of tourists and residents at five DSP park beaches coupled with significant increases in county lifeguard costs have taken an ever-increasing share of DSP's base budget, leaving less for core operations and maintenance.

DSP is trying to establish a sustainable base budget for quality-based operations and to meet increasing costs associated with payroll and contractual obligations derived from the Division's funding.

To accomplish this, DSP is focusing on several critical objectives:

- Maintain and improve public safety and park management through the continuation of service and infrastructure/resource modification, repair and construction.
- Prevent the loss of historic and natural resources through management actions and increasing public private partnerships for enhanced management.
- Increase revenue production through parking, entry, camping and lodging fees at designated park units consistent with cost recovery practices for state parks nationwide, to offset increased cost and respond to deferred maintenance and lack of staffing capacity. An increase in the State Parks special fund ceiling is required to implement this.
- Continue with capital projects to stabilize deterioration of infrastructure for safety and to sustain park unit assets.

Recent Results:

- Established and filled nine of ten positions statewide within DSP as appropriated by the SLH2018 of which five were new Park Interpretive Technician ranger positions at Ka'ena Kona, and Hā'ena
- Completed parking and entry concessions at Hā'ena, Koke'e-Waimea Canyon and Makena State Parks
- With cooperation from Hawai'i Tourism Authority, installed park interpretive signs at Ka'ena Point State Park to encourage respect for the resources and cultural values
- Completion of master plan improvements within Hā'ena State Park and added a new access paradigm to reduce the impacts of heavy tourism
- Malaekahana SRA – Kahuku Section is a shovel ready project with all permits and approvals completed. Bid packages for the Phase 1 – new comfort station, replacement of utility lines and systems, showers and parking were adjusted based on funding allocations.
- Hulihe'e Palace State Monument project design for the interior and exterior palace areas, foundation, drainage, roofing and adjacent seawall have been completed with the major permits still pending.

Administration (Admin) -- LNR 906

The Administration Division closely tracks department vacancies and time to recruit and fill. The Department overall has experienced difficulties in recruitment due to the historically low unemployment rate and lack of qualified applicants. Due to the vacancies and reduction in manpower, the Department must prioritize its activities. Nonetheless, the Department has improved its recruitment and hiring through process-engineering and has been able to fill a number of positions in a more timely manner including from internal promotions and staff development.

The Administration Division has closely tracked recent audits and begun implementing structural changes to improve fiscal oversight and supervision for the Department and consistency in fiscal processes cross-division.

Kaho'olawe Island Reserve Commission (KIRC) -- LNR 906

Effects of climate change resulting in escalation of weather severity and instability especially on Kaho'olawe and in the surrounding ocean channels. Due to limited funding, additional manpower and resources are necessary to continue the long-term restoration efforts and safety support the volunteer workforce to and on Kaho'olawe.

Expected outcomes for the Kaho'olawe Island Reserve Commission include:

- Expand native dryland forest restoration to a second 100-acre upland plot with a goal of 15,000 native plants as well as 6,000 native grasses in our coastal restoration areas;
- Complete first year operating island-wide photovoltaic-battery electrical grid on Kaho'olawe with projected savings of \$100,000 annually in fuel and operating cost;
- Planned marine debris cleanups expecting 3-5 tons of plastic removal from Kaho'olawe;
- Continue operations of remote base camp facilities and twice monthly volunteer work trips supporting Kaho'olawe restoration efforts;
- Maintain over a two-years waiting list to participate in volunteer work trips to Kaho'olawe.
- Continue supporting native Hawaiian steward groups safe and meaningful access to Kaho'olawe by maintaining on-island facilities, providing unexploded ordnance safety training and response and emergency communications network.

Kaho'olawe Island Reserve Commission results include:

- Planted 14,000 native plants in a 100-acre leeward project site as part of a dryland forest restoration effort supported by volunteer labor and dedicated construction workforces;
- Planted 10,000 native plants in windward project site as part of Non-Point Source Pollution Prevention project to reduced excessive sedimentation in the nearby reefs;
- Completed conceptual designs for Bio-Secure Native Nursery to be built at KIRC facilities in Kihei;
- Granted a Special Management Area (Major) use permit for the construction of a KIRC Operations and Education Center at Kihei;
- Opened to the public the permanent Kaho'olawe exhibition at Maui Ocean Center at Ma'alaea Harbor featuring the history and struggle to heal Kaho'olawe.

C. Federal Funds: Identify programs that have lost or are at risk of losing federal grants and provide the following:

- Federal Award Title:
- CFDA Number:
- Discuss the impact to the public and your planned response, including efforts to supplant any federal fund reductions for the current year (FY20) and upcoming fiscal year (FY21) with other funds.

Land Management Division -- LNR 101

Land Division (LAND)

None.

Office of Conservation and Coastal Lands (OCCL)

None.

Legacy Land Conservation Program (LLCP)

None.

Engineering Division (ENG) -- LNR 141, LNR 810

None.

Division of Aquatic Resources (DAR) -- LNR 153, LNR 401, LNR 805

- Federal Award Title: WPac FIN Project
- CFDA Number: 11.437
- The WPac FIN Project collects and provides fisheries data under the Western Pacific finfish Project. This funding provides staffing to collect commercial fisheries catch data and is the basis for determining federal annual catch limits and assessing the fishery. Federal funding has not tracked salary and fringe benefit increases and is now inadequate for covering existing staff. In addition, NOAA has indicated that they will be phasing out these funds over the next four years, reducing funding that was used to employ six staff members to funding for only two staff members.

Division of Forestry and Wildlife (DOFAW) -- LNR 172, LNR 402, LNR 407, LNR 804

None.

Commission on Water Resource Management (CWRM) -- LNR 404

None.

Division of Conservation and Resources Enforcement (DOCARE) -- LNR 405

None.

Division of Boating and Ocean Recreation (DOBOR) -- LNR 801

None.

State Historic Preservation Division (SHPD) -- LNR 802

In October 2019, the National Park Service reduced SHPD's risk status from "high" to "medium." SHPD's annual Historic Preservation Fund grant is no longer at risk of loss.

Division of State Parks (State Parks) -- LNR 806

State Parks is currently not at risk of losing any Federal funds. The Division is in the process of obligating all FY18 funds and still has at least a year to obligate FY19 funds.

Administration (Admin) -- LNR 906

None.

Kaho'olawe Island Reserve Commission (KIRC) -- LNR 906

None.

D. Please provide a web link (url) of the reports to the Legislature on non-general funds under your department pursuant to HRS 37-47.

<https://dlnr.hawaii.gov/reports/reports-to-the-legislature/2020-reports-to-the-legislature/>

E. Explain the process used to develop the agency's budget and prioritize requests for budget changes.

DLNR prioritizes projects and programs based on public safety, compliance, and public trust resource protection. Implementation of the Sustainable Hawai'i Initiative is the core focus for DLNR's forest, marine and invasive species work, as well as DLNR support for local food production and renewable energy.

Under that framework, each DLNR division undergoes its own budget review and prioritization in accordance with statutory mandates that guide its vision, mission, goals and objectives to manage resources for the benefit of the public and to protect the resources and the public. Implementation plans are also established which outline short-term benchmarks and deliverables towards long-term targets.

These results are combined into an overall DLNR budget review and prioritization. The programs consider the major initiatives in progress and planned for upcoming budget cycles and prepare requests for operational and capital funding to support the initiation and/or sustenance of those initiatives and core programs.

Requests are prioritized by considering the scope of potential impacts in serving the citizens of the State of Hawai'i and what potential risks and delays may result in not receiving funds by certain time periods and what alternatives are available.

For revenue generating divisions, management teams review expected revenues and needs to establish a sustainable base budget for operations. They assess needs for special fund ceiling increase requests. Priorities are established to meet minimum standards of operation, including salaries and the fringe benefit assessment, IT system and hardware maintenance and replacement, and preservation of records expenses.

F. Identify and discuss significant adjustments contained in the budget request submitted to the Legislature. Explain and quantify how significant requests for additional funds are expected to affect outcomes.

Land Management Division -- LNR 101

Land Division (LAND)

The Department is requesting an adjustment in the Land Division's operating budget by increasing the spending ceiling of the Special Land and Development Fund (SLDF) by 6.9 Million dollars.

\$3 Million of the SLDF ceiling increase is to pay for construction/renovation costs for the new Hawai'i District Land Office (HDLO) and support other current and future Land Division projects such as digitization of land records. The current office space available to HDLO is inadequate for its needs. By district, HDLO is responsible for the management of the largest unencumbered land area. Additionally, HDLO personnel has expanded to currently have the most staff members of any district land office. Land Division approached the Department of Accounting and General Services to inquire as to whether additional space in a State facility was available, and the response was negative. Plans and specifications for renovation of an existing structure have been substantially completed, so deferral of the project would result in no return on those expenditures. Additionally, the lack of needed additional space would impact HDLO's ability to effectively resolve priority issues facing the division.

With respect to the remaining \$3.9 Million ceiling increase to SLDF, \$3 Million is to expend for current and future Department public trust priorities, and \$900,000 is to expend for forest carbon sequestration for climate change mitigation, statewide.

Office of Conservation and Coastal Lands (OCCL)

No additional adjustment request submitted in the supplemental budget.

Legacy Land Conservation Program (LLCP) -- LNR 101

For FY21, the Department requests an increase of \$5,100,000 to the LLCP spending ceiling imposed on the Land Conservation Fund (Fund). This increase would support the purchase of four additional properties that the Legacy Land Conservation Commission recommended for FY21 funding, with minimal impact on the unencumbered cash balance in the Fund. This increase would also provide \$200,000 for completing a Resource Land Acquisition Plan, as required by statute.

The four additional properties recommended for acquisition, subject to funding availability and subsequent approval of grant awards by the Board of Land and Natural Resources, are:

1. An undeveloped 348-acre coastal property at Kāwala, Ka'ū, Hawai'i, that is part of an increasingly successful regional conservation initiative. A grant of \$875,000 to the nonprofit Ala Kahakai Trail Association (ATA) would protect Manāka'a Fishing Village, an early Hawaiian settlement complex that sits along the cliffs overlooking Waikapuna (a 2,318 acre expanse that ATA recently acquired with funding from LLCP and the County of Hawai'i). Inland areas are leased for cattle grazing, while makai areas are used for cultural access, hiking, and subsistence fishing and gathering. The coastal bluffs are a stronghold for native vegetation, and portions of the Alaloa coastal trail traverse the property.
2. Thirty-three acres of oceanfront lands in Hāna, Maui (Mokae Lands), that are part of a larger 150 acre area of landscape-scale conservation efforts. A grant of \$1,863,300 to local nonprofit Ke Ao Hali'i would protect a combination of ocean front pastureland, early Hawaiian settlement sites, plantation ruins. The easily accessible shoreline includes prime fishing and camping areas and surf spots that are frequented by Hana residents and local families.
3. Over 1,800 acres at Kona, Moloka'i, that extends to the mountain summit and contains mountain trails; the platform of 'Ili'ili'ōpae, a famed heiau and training area for kahuna; and an agricultural landscape that has supported kalo farming, ranching, and dairy and orchard operations. The nonprofit Molokai Land Trust requested \$1,100,000 in grant funds to purchase the property, with about 70% of this amount expected from FY20 funds. Additional funding from FY21 to complete the grant awards would prevent subdivision of the property and protect its resources for public benefit.
4. Over 11,000 acres at the core of the West Maui Mountains that is strategically adjacent to a privately-managed Natural Area Partnership Preserve and a Natural Area Reserve and a Forest Reserve managed by the Division of Forestry & Wildlife (DOFAW). A grant of \$2,000,000 to DOFAW, combined with \$4,000,000 in requested CIP funding (please see

E03A below), would ensure perpetual preservation of significant ecological, cultural, and hydrological values and the protection of breathtaking native forests, hidden valleys, mountain peaks, and habitat for over forty-five (45) endangered species of native flora and fauna. Nā Wai 'Ehā is the principal source of Maui's drinking water, and the sale of this critical watershed presents a rare and crucial land conservation opportunity.

In the face of increasing development pressures, rising real estate values, and growing public needs for access to conserved lands, the LLCP needs additional funding to maintain and enhance its historic level of positive program impacts. With a proposed FY21 ceiling increase of \$5.1 million, the Legacy Land Conservation Program anticipates bringing in an additional \$10 to \$15 million of non-State funding for land conservation, based on historical match rates for the program. This ceiling increase would expand baseline program funding capacity for FY21 land acquisition from \$3.2 million to \$8.1 million, greatly expanding the resource protection and public benefits that the Legacy Land Conservation Program provides.

Capital Improvement Projects (CIP) LLCP Budget Requests:

Acquire interests in land having value as a resource to the State, using the unencumbered cash balance in the Land Conservation Fund, from above the spending ceiling:

1. E03A - Nā Wai 'Ehā Land Acquisition, Maui (\$4,000,000, FY 2021)

The famous "Four Waters of Maui" (the valleys of Waikapu, Wailuku, Waiehu, and Waihe'e) are just a short distance from downtown Wailuku, with aquifers that provide 70% of Maui's drinking water. The Department seeks to acquire and preserve this 11,000-acre expanse of land in order to protect its scenic, environmental, and cultural value. With population projected to increase 33% over the next ten (10) years, Maui's communities will continue to face extreme pressure on water resources. The acquisition of Nā Wai 'Ehā would also ensure that pervasive issues such as erosion, native species decline, climate change stressors, and invasive species spread are properly managed leading to healthier and more productive watersheds. Nā Wai 'Ehā is home to notable native wildlife species that are recovering from population decline including the Hawaiian duck, goose, petrel, shearwater, and hoary bat. Extremely rare plant species are also found in Nā Wai 'Ehā including the Hawaiian bog orchid and a loulu palm.

The abundance of water provided by Nā Wai 'Ehā allows for historical and contemporary cultural practices such as cultivating lo'i kalo, fishing, gathering native stream life, and collecting drinking water. This fee acquisition would ensure protection for watershed functions including adequate stream flow for aquatic species and traditional farming communities, suitable habitat for endangered species, sufficient aquifer recharge, and countless recreation opportunities.

2. E03B – Kealakekua Piko Land Acquisition, Hawai‘i (\$2,000,000, FY 2021)

The Department (DLNR) seeks to acquire over 1,000 acres of unprotected open space that sits nested within 9,000 acres of land that is already protected, in perpetuity, through conservation easements established through the State/Federal Forest Legacy Program. A State purchase of this additional acreage—strategically located within a large existing network of working native forests—would prevent a pending subdivision of the property into small agricultural house lots; boost regional efforts to increase native forest protection, recovery, restoration, and production; and enhance watershed functions that support water quality improvements in Kealakekua Bay and sustainable water supply for domestic and commercial use.

Kealakekua is blanketed with a mosaic of intact native, tropical dry, mesic and wet forests, interspersed with tracts of pasture that are prime for reforestation with valuable native hardwoods. The Kealakekua Piko acquisition will help foster continued and growing investment in the forest industry economy, regionally and statewide, with opportunities for developing revenue to support forest reserve management (from carbon sequestration credits and forest product sales).

Bureau of Conveyances (BOC) -- LNR 111

No additional adjustment request submitted in the supplemental budget.

Engineering Division (ENG) -- LNR 141, LNR 810

No additional adjustment request submitted in the supplemental budget.

Division of Aquatic Resources (DAR) -- LNR 153, LNR 401, LNR 805

The Division requests conversion of three temporary positions 1) #122543 (Program Specialist V), 2) #122712 (Planner IV) and 3) #122714 (Program Specialist IV) to permanent status. These positions provide legal support (Program Specialist V), community-based fisheries management area planning (Planner IV) and invasive species expertise (Program Specialist IV).

The request to lower the LNR 401 “P” fund federal ceiling by \$2,889,217 is primarily due to multi-year grants for coral reef protection and endangered marine species received last fiscal year and this year; therefore, the ceiling for next year needed to be decreased. Also, the ceiling decrease of \$191,073 is caused by a moderate reduction of Sport Fish Restoration funds as projects such as the Hilo boat shelter could not be accomplished due to permitting requirements.

The LNR 805 ceiling decrease of \$200,000 in “N” federal funds are mainly due to the FY 19 Legislature approving general funds for several aquatic biologist positions for Kaua‘i, Maui, and Kona on Hawai‘i Island. These positions were previously funded mostly with “N” funding provided by the Sport Fish Restoration grants.

Division of Forestry and Wildlife (DOFAW) -- LNR 172, LNR 402, LNR 407, LNR 804, LNR 172

DOFAW requests the following in the supplemental budget:

LNR 172

- Re-establish (restore) position for Nursery Worker I, BC 05 for Kaua'i, abolished by Act 005, SLH 2019 (\$23,574, A)
The position is needed to manage the operation of the two Kaua'i Plant Nurseries to produce plants for reforestation, afforestation, commercial plantation, windbreaks and soil erosion control projects for the Division of Forestry and Wildlife, private landowners and managers, and for government agencies. This position also supports management of a seed bank and other nursery facilities ensuring that high sanitation protocols are followed. This position works independently and with other branch staff professionals to support field projects on Kaua'i.
- Convert Position# 119078 from Temporary to Permanent, (A)
Position #119078 is annually funded by the General Fund and is given a high priority in annual Departmental budget planning relating to this funding source as it is needed to maintain baseline management of public natural resources. The position should be made permanent in order to retain adequate staffing to ensure continued conservation actions in the Department's forest reserves, natural areas, watersheds, and for the protection of threatened and endangered species.
- Federal Fund Ceiling Adjustment – increase by \$57,099 to reflect anticipated federal grant awards (P), additional Federal funds from the U.S. Department of Agriculture Forest Service for various projects.

Capital Improvement Project (CIP) budget requests:

- Septic system improvements at Pua Loke Baseyard, Kaua'i, (\$220,000 C)
Pua Loke Baseyard cesspool needs to be decommissioned and converted to a septic system. A new septic system needs to be installed to support 16 employees that work at the facility.
- DOFAW O'ahu Baseyard Improvement (\$700,000, C)
This request is to fund the third phase of O'ahu DOFAW Makiki Baseyard improvements to include construction of storage space, and implementation of deferred maintenance of existing buildings. The first phase was upper baseyard parking improvements including construction of a parking bay (completed) and second phase was installation of an individual waste water treatment system (in progress). Fourth and final phase would be to install solar panels to provide office and electrical vehicle charging stations so O'ahu DOFAW may move away from a gas-powered fleet.

LNR 402

- Re-establish (restore) three (3) positions abolished by Act 005, SLH 2019: Wildlife Biologist V (#122264); Wildlife Biologist IV (#122306); Forestry and Wildlife Technician IV (122407), (\$74,652, A)

These three (3) positions are critical to the Statewide wildlife and fire protection programs yet were eliminated in the last legislative session as a trade-off for new positions that never materialized. They play a critical role in endangered species management in the state and provide broad support to the native wildlife program.

- Add funds for Rapid 'Ōhi'a Death Response, Research and Outreach- 1st Priority, (\$700,000, A).

DLNR is the lead agency responding to Rapid 'Ōhi'a Death statewide and supports much of the important research conducted by partner agencies such as USDA PBARC, US Forest Service, and the University of Hawai'i. Research includes analyzing samples collected by survey crews, determining the most important causes of disease spread, survey and treatment tools, as well as developing disease resistant ohia. The Division is also working closely with federal and county-based organizations to survey ohia forests statewide and support response to new outbreaks as well as educate the public on how to prevent disease spread. All work is done in collaboration with the ROD science team.

Federal Fund Ceiling Adjustment – increase by \$147,053 (N) and \$154,610 (P) to reflect anticipated federal grant awards

Additional Federal funds are anticipated from U.S. Fish and Wildlife Service for various projects.

Capital Improvement Project (CIP) DOFAW budget requests:

DOFAW Lump sum repairs, maintenance and improvements, Statewide (\$5,000,000, C)

Many DOFAW facilities need repairs and improvements or are inadequate to support program operations. Projects includes statewide baseyard planning, design, repairs and improvements; nursery repairs and maintenance; forest reserve infrastructure and maintenance, fence construction and maintenance and wildlife restoration improvements.

LNR 407

- Add ceiling for the Natural Area Reserves Fund (S342) to expend funds generated by parking fee revenues to fund Natural Area Reserve improvement (\$180,000, B).

Act 84, SLH 2015 ceased the conveyance tax deposits into the Natural Area Reserve Fund (S342), which was the primary funding source for S342. Act 119, SLH 2015 set the ceiling of the Natural Area Reserve Fund at \$0. While S342 is not able to access conveyance tax funds, other revenues are anticipated with a fee parking lot in 'Āhihi Kīna'u Natural Area Reserve on Maui which is estimated to begin operation in the second half of FY19 and generate \$180,000

for half a year's worth of revenues. Subsequent full years are estimated to generate \$360,000 per year. Increasing the spending ceiling to allow use of these revenues will allow the Department to fund the marine and coastal management of Āhihi Kīna'u as well as urgently needed invasive species removal in natural area reserves. This would allow revenues generated to go back to the improvement of the Reserve.

- Convert three (3) positions from temporary to permanent: Natural Area Reserves Specialist IV, #121718; Planner V, #121976, Forestry and Wildlife Technician V, #121624 (A).

These three FTE's in LNR 407 are annually funded by the General Fund and are given a high priority during annual Departmental budget planning relating to this funding source. These positions should be made permanent in order to retain adequate staffing to ensure continued conservation actions in natural areas, watersheds, and for the protection of threatened and endangered species.

- Federal fund ceiling adjustment (-\$202,505, P)

Anticipated federal grant amounts are decreasing in FY 21.

LNR 804

- Re-establish (restore) position for Wildlife Biologist IV, SR 22, abolished by Act 053, SLH 2018 (\$26,478 A)

Restoring the position will assure game resources are adequately managed and hunting issues are handled quickly and efficiently on the Island of Hawai'i. The West Hawai'i District is one of the most vital districts for hunting in the state, and currently has no Wildlife Biologist IV to manage game resources. This personnel shortage not only effects the island's ability to implement its game management plan, it also affects our ability to meet report deadlines set by our Federal and private cooperators. The burden of managing all the wildlife programs, including federal grants, has fallen on the District Wildlife Manager (WB V), therefore restoring this position is critical to ensure DOFAW meets our mandate to manage Hawaii's wildlife resources held in trust for Hawaii's people, and meet all compliance with State and Federal laws.

- Convert eight (8) positions from Temporary to Permanent:
Position# 121641, #121642, #120324, #120325, #120332, #120730, #121490, #120863 (N)

These eight (8) long-standing positions should be made permanent because their duties are necessary for long-term maintenance and protection of natural areas, watersheds, and threatened and endangered species. Conversions will reduce employee turnover by increasing position stability.

- Change of MOF from B to A due to lack of funds for the following positions:
General Laborer I, #116968, BC02; Forestry and Wildlife Worker II, #116967, BC05; Forestry and Wildlife Technician IV, #52386, SR 13 (-\$207,014, B)

- Change of MOF from B to A due to lack of funds for the following positions:
General Laborer I, #116968, BC02; Forestry and Wildlife Worker II, #116967, BC05; Forestry and Wildlife Technician IV, #52386, SR 13 (\$129,384 A)

DOFAW has a current statewide inventory of 128 trail and road features spanning approximately 855 miles. Due to budget and staffing limitations, maintenance standards concerning public safety and trail sustainability is hard pressed to keep up with, especially with the growing rate of visitor use. Currently the program has \$200,000+ shortfall on salaries, leaving no operational funding for Nā Ala Hele. The additional funding request would not only address the salary shortfall but would provide operation funds for the program to meet the public demand. Funding would address deferred trail maintenance, trailhead parking projects within communities, the survey of historic trails, and placement and maintenance of signs and other infrastructure. The personnel MOF changes would allow for the diversification of how project funding could be allocated for further protection and expansion of legal access to trails and public rights-of-way for all users statewide. MOF changes would allow general funded positions to be leveraged as matching funds for the Federal Recreation and Trails Program along with other grants opportunities.

Commission on Water Resource Management (CWRM) -- LNR 404

The Commission on Water Resource Management (Commission) has one capital improvement project (CIP) budget request:

Appropriate \$500,000 in general obligation bond funds for the planning, designing, and land acquisition for deep monitor wells statewide. Management of water resources cannot be responsibly accomplished without long-term monitoring data. In the case of ground water in Hawai'i, which provides about 90% of our drinking water supplies, the most effective monitoring tools are deep monitor wells and individual well owner pumpage, water-level, and chloride reporting. Deep monitor wells penetrate the entire water column from fresh water into the saltwater. The data are used to track the changes in the thickness and elevation of the freshwater aquifers over time. In order to ensure sustainable drinking water supplies into the future, the response of aquifers to pumping (as reported by individual well owners) and changes in land use as well as climate needs to be continuously monitored. Deep monitor wells and reported pumpage, water-level, and chloride data are also used to help construct numerical computer models that help us to understand the direction, flow, and sustainable yields of our underground water resources. Additional funding is needed to allow the Commission to plan, design, and acquire land for deep monitor wells in aquifers that are or may be threatened by increasing ground water withdrawals.

Division of Conservation and Resources Enforcement (DOCARE) -- LNR 405

DOCARE requests the following in the supplemental budget:

\$3.2 million (FY2020), \$5.5 million (FY2021) in general funds to sustain Public Safety Operational Requirements.

The addition of these funds will supplement the Division's General Fund budget and allow it to better sustain increases in Public Safety Operational Requirements. Funding would address increases in expenditures related to overtime and cost differentials, travel and lodging, equipment, and other operational costs related to these efforts. Additional funding would allow current resources to be used for enforcement of laws and rules pertaining to forestry, public hunting, aquatic resources and unencumbered lands.

Division of Boating and Ocean Recreation (DOBOR) -- LNR 801

None

State Historic Preservation Division (SHPD) -- LNR 802

SHPD requests the following in the supplemental budget:

1. \$75,000 increase in other current expenses to help defray increasing non-personnel operating expenses. SHPD has made progress filling staff vacancies, fuller staffing increases operating costs, and reduces the pools of funds SHPD can utilize to cover those expenses.
2. \$100,000 to continue SHPD's efforts to digitize its records. This is a component of the final NPS corrective action plan. SHPD believe this funding will complete the digitization of SHPD's records. These digitized records are a critical component of HICRIS (SHPD's integrated electronic data management system

Division of State Parks (State Parks) -- LNR 806

State Parks requests the following in the supplemental budget:

Operating Budget Request – State Parks Special Fund Ceiling Increase

Request is to increase the State Parks Special Fund ceiling to State Parks is currently working on an administrative rule change to modify its current fee schedule and seeks to increase camping and lodging, entry, and parking fees for nonresidents and to increase fees for Public Utilities Commission (PUC) carriers. Moving forward, residents will no longer be assessed an entry fee at Diamond Head State Monument. Staff anticipates it may take more than ten (10) months to complete the full process, with implementation to follow soon thereafter.

Fiscal year 2020 revenue generation will be impacted by a late July/August 2020 projected start date. Barring any unforeseen closures, State Parks will have eight (8) facilities collecting fees for the remaining six (6) to five (5) months of 2020. Current annual revenue

from entry and parking is approximately \$1,597,512 and it is estimated to be approximately \$3,600,000 for 2020.

State Parks intends to invest more funds toward the underfunded areas of our operating budget and address \$44 million of deferred maintenance as our operating capacity is restricted based on availability of operating funds.

Lifeguard Budget Request

Add \$2,100,000 in general funds to cover lifeguard contract increases due to actual increase of salary costs and operating hours. State Parks lifeguard contracts have a major impact in the use of our operating funds hence the request for a dedicated amount preferably from a single dedicated fund source. This dedicated amount and source would complement our increase in revenues to address underfunded areas in our operation as well as address deferred maintenance and enhance security. This budget request would help to stabilizing our operating budget.

Capital Improvement Project (CIP) budget request:

The Lump Sum State Parks Improvements, Statewide, request of \$6,000,000 for shovel ready projects, historic palace improvements, new and replacement infrastructure improvements, public health and safety improvements and accessible and compliant State Park facilities statewide. This is the Department's CIP Budget Priority 1.

Administration (Admin) -- LNR 906

The Department requests the following in the supplemental budget:

Decrease trust fund ceiling. Trust fund ceiling is no longer needed. There is no budgeted position under the Trust fund.

Kaho'olawe Island Reserve Commission (KIRC) -- LNR 906

KIRC requests the following in the supplemental budget:

KIRC is requesting to add general funds for other operating expenditures (\$100,000) per provisions from Act 140, SLH 2018 (KIRC). Additional funds for FY21 is for a continuation of funds established in Act 113 to continue for FY21. The funds will support native plant materials for on-island planting, restoration supplies and materials including irrigation and water collections systems as well as support transportation and logistics to move materials and supplies to Kaho'olawe. The provided funds allow the KIRC to effectively meet the unique challenges of restoring, preserving and determining the appropriate uses of the Kaho'olawe Island Reserve for the people of Hawai'i.

Department of Land and Natural Resources
Functions

Table 1

<u>Division</u>	<u>Description of Function</u>	<u>Activities</u>	<u>Prog ID(s)</u>	<u>Statutory Reference</u>
Land	To ensure the effective and efficient use of public lands in ways that will fulfill the public land trust obligations and promote the sustained social, environmental and economical well-being of Hawaii's people, including planning for the use of and developing State lands, leasing lands for agricultural, commercial, industrial renewable energy, and resort purposes; issuing revocable permits and easements, taking inventory of and managing public lands, and ensuring the availability of lands for public purposes.	Land Division is tasked with the disposition of State lands through fee sale, lease, permit, grant-of-easement, license, executive order or other types of dispositions, and acquisition of private lands and lands owned by other government entities that are required by the State agencies through negotiation, condemnation or land exchange. Lease administration, including conducting site inspections, processing lessee requests for consents to mortgages or assignments, and the ongoing enforcement of lease terms and conditions to ensure rent, insurance, performance bond and other lease requirements are met in a full and timely manner. Property management of unencumbered State lands includes responding to complaints by the public, conducting land maintenance activities (e.g. clearing stream mouths, cutting trees, towing abandoned vehicles), and cleaning illegal dumps.	LNR 101	Chapter 171, et seq., HRS
		Proactive planning and development initiatives ensure more effective and efficient use of public lands to fulfill our trust obligations and promotes economic activity in Hawaii. Maintains an inventory of State-owned public lands that are under the management jurisdiction of the BLNR as defined in HRS 171-2, and the Division also serves as a repository of land documents dating back to the "Great Mahele" of 1848. Provides abstracting services and land management advice to other State agencies. Responsible for processing shoreline certifications for properties bordering the ocean.	LNR 101	Chapter 171, et seq., HRS
Land (OCCL)	To conserve, protect, and preserve important natural resources of the state through appropriate management and to promote their long-term sustainability and the public health, safety and welfare through regulation and enforcement of land use laws under Chapter 183C, Hawaii Revised Statutes; and protect and restore sandy beaches around the state through improving planning and early identification of coastal hazards, as well as through beach restoration and avoidance of coastal hazards.	The Office of Conservation & Coastal Lands processes: Conservation District Use Permits (CDUP), prosecution of land use violations, resolution of shoreline encroachments, enactment of beach restoration projects (i.e. Waikiki Beach Improvements/Kaanapali Beach and Dune Enhancement), administration of contested cases involving Conservation District Use Permits and shoreline certifications. OCCL provides information to landowners, decision makers and the general public regarding Conservation District matters. OCCL provides direction and guidance on a wide variety of coastal issues. This includes response to coastal erosion, coastal development setbacks, and beach nourishment. OCCL is in charge of the Hawaii Climate Adaptation Initiative and is developing the State Sea Level Rise Vulnerability and Adaptation Report.	LNR 101	183C & 190D, HRS

Department of Land and Natural Resources
Functions

Table 1

<u>Division</u>	<u>Description of Function</u>	<u>Activities</u>	<u>Prog ID(s)</u>	<u>Statutory Reference</u>
Bureau of Conveyances	Provide the State with an accurate, timely and permanent system of Land Court and Regular System recording of land title and related documents and maps while maintaining, preserving and providing secure access to these assets.	Recordation of all legal documents and maps affecting land title in Hawaii and the issuance of Land Court Certificates of Title. Certification of copies of matters of record. Allowing subscription to bulk records and public search capabilities through secure online services.	LNR 111	Chapters 501 & 502, HRS.
Engineering	1. Engineering services to other divisions and agencies	Administer contracts for planning, design or construct of departmental projects; provide engineering services provided to other agencies or DLNR divisions.	LNR 141	--
	2. Rockfall and/or flood mitigation	Retain consultants or contractors to assess conditions and/or implement projects to address rockfall hazards and/or flood damage located on or due to DLNR lands.	LNR 141	--
	3. Dam safety program	Perform dam inspections; review and/or issue dam permits; develop or implement dam safety projects; prepare dam-related reports or maps; provide dam-related technical assistance; enter dam-related cooperative agreements.	LNR 810	Chap. 179D, HRS
	4. Geothermal and other mineral resources management/regulation	Review and/or issue geothermal permits; monitor geothermal development activities.	LNR 141	Chapters 182, 196D, HRS
	5. Flood control program, including administration of National Flood Insurance Program	Review flood control and prevention plans; implement flood control projects; coordinate flood-related cooperative agreements; provide flood-related technical assistance; perform flood control research, studies or investigations.	LNR 810	Chap. 179, HRS
	6. Develop water and land resources to support State projects	Implement and/or coordinate projects to develop ground or surface water sources in support of State projects.	LNR 141	Chapter 174, HRS
	7. Soil and Water Conservation District (SWCD) Program	Provide administrative support to SWCD program.	LNR 141	Chapter 180, HRS
Division of Aquatic Resources	1. Preserve/enhance marine, estuarine, freshwater native and other resident aquatic species and their habitats.	Create and amend administrative rules to protect aquatic species and their habitats, also conduct surveys, monitoring, inventory of important fishery stocks and habitats.	LNR 401	187A-2; 190-1,2,3,4.5
	2. Promote sustainable resource use and ensure the viability of Hawaii's commercial and recreational fisheries.	Process and analyze commercial fish catch reports, contact fishermen for late reports, issue delinquency letters, and record number of freshwater fishing licenses purchased.	153/805	187A-2(1)
	3. Detect, map and eradicate invasive alien species and prevent entry into state waters.	Plant sea urchins on reefs choked with alien algae to biologically control unwanted algae species.	LNR 401	187A-31,32

Department of Land and Natural Resources
Functions

Table 1

<u>Division</u>	<u>Description of Function</u>	<u>Activities</u>	<u>Prog ID(s)</u>	<u>Statutory Reference</u>
	4. Formulate in-stream flow standards to preserve Hawaii's stream biota.	Conduct annual stream surveys and analyze survey data to model habitat requirements for native stream biota.	LNR 401	195D-3(a)
	5. Promote public understanding of the importance of Hawaii's aquatic resources.	Encourage conservation and ethical use of the aquatic resources through education and outreach activities.	LNR 401	187A-9
	6. Issue commercial marine (fishing) licenses, freshwater gamefish licenses, duplicate licenses, dealer permits.	Provide for various fishing opportunities in coastal waters and public fishing areas statewide, log permit and license information.	153/805	189-2(6), 189-3
	7. Review applications for permits to take aquatic life for science, education, and propagation purposes.	Process permit applications in a timely manner provide applications are complete with all necessary information and request would assure no adverse impact on aquatic resources and their habitat.	LNR 401	187A-6, 6.5
	8. Manage public fishing areas, fish aggregating devices, marine life conservation districts, shoreline fishery management areas, artificial reefs, and refuges.	Conduct creel surveys at public fishing areas, replace and conduct research on fish aggregating devices, monitor fish populations at marine life conservation districts, fishery management areas, artificial reefs and other refuges.	153/805	187A-2(3), 187A-21, 188-22.6-22.9, 188-53
	9. Provide conservation and safety education.	Coordinate/assist with response to shark attacks and provide hazardous marine warnings.	LNR 401	187A-9
	10. Protect and restore coral reef habitat.	Propagate corals for preservation of biodiversity (coral ark) and reef restoration.	LNR 401	187A-2
Forestry & Wildlife	1. Protect and manage forested watersheds, forest reserves, natural area reserves, plant and wildlife sanctuaries.	Manage and protect state forest reserves, natural area reserves, plant and wildlife sanctuaries and public hunting and recreation areas across the state.	LNR 172, 402, 407, 804	HRS 183, 183D, 195, 195D, 198D
		Support watershed partnerships and natural area partnerships across the state.	LNR 407	HRS 195
		Prevent and suppress wildland fire on public and private lands with important resources.	LNR 402	HRS 185
		Control damaging feral animals, predators, weeds, and diseases on important lands under Division jurisdiction.	LNR 172, 402, 407, 804	HRS 183, 183D, 194, 195, 195D
		Administer State Land Legacy and federal land acquisition programs.	LNR 172, 402, 407	HRS 173A, 195, 195D
	2. Protect and manage native ecosystems, threatened/endangered species, native plants and animals, and prevent the establishment of invasive species in state.	Support Hawaii Invasive Species Council and county invasive species committees.	LNR 402, 172	HRS 194

Department of Land and Natural Resources
Functions

Table 1

<u>Division</u>	<u>Description of Function</u>	<u>Activities</u>	<u>Prog ID(s)</u>	<u>Statutory Reference</u>
		Implement management and recovery projects for Threatened and Endangered (T&E) native species.	LNR 402, 407	HRS 183D, 195, 195D
		Process T&E habitat conservation plans, safe harbor agreements, and research permits.	LNR 402, 407	HRS 183D, 195, 195D
	3. Provide outdoor recreation for hiking, hunting, camping, riding and off-road vehicle use.	Maintain and develop hiking trails, Off Highway Vehicle (OHV) tracks, and camping and recreation sites.	LNR 804	HRS 198D
		Inventory, protect and restore historic trails and old government roads.	LNR 804	HRS 198D
		Maintain public hunting as a source of food, recreation, and to control game animals.	LNR 804	HRS 183D
	4. Manage and develop forest resources to strengthen the state's economy, and promote sustainable production of forest products and services on state and private lands.	Work with local forestry industry professionals for production of forest products.	LNR 172	HRS 183
		Work with biomass companies on Kauai and throughout the state to commercially harvest trees for bio-energy.	LNR 172	HRS 183
		Manage and permit the collection of forest products for personal and cultural gathering purposes.	LNR 172	HRS 183
		Administer private landowner assistance projects for forest protection and management, native species habitat, and forest products development.	LNR 172	HRS 183, 186, 195F
	5. Support YCC and provide environmental education, outreach and volunteer opportunities.	Administer Youth Conservation Corps (YCC) program; develop and coordinate volunteer projects for native species restoration and conservation; develop and disseminate environmental education materials.	LNR 407	HRS 193, 195

Department of Land and Natural Resources
Functions

Table 1

<u>Division</u>	<u>Description of Function</u>	<u>Activities</u>	<u>Prog ID(s)</u>	<u>Statutory Reference</u>
Commission on Water Resource Management	Protect ground and surface water resources to obtain maximum reasonable beneficial use while ensuring adequate provision for water rights, existing uses, and objectives declared to be in the public interest.	<ol style="list-style-type: none"> 1. Collect and analyze hydrologic data and assess water resource availability and use. 2. Designate water management areas and regulate water use where water resources may be threatened. 3. Establish instream flow standards on a stream-by stream basis whenever necessary to protect the public interest in waters of the State. 4. Administer a statewide permitting system for well construction, pump installation, stream channel alteration, and stream diversion works. 5. Administer water use permitting system in designated water management areas. 6. Develop, implement, and update comprehensive short- and long-range plans to protect, conserve and manage water resources. 7. Investigate and arbitrate water-related complaints/disputes. 	LNR 404	Chapter 174C, HRS
DOCARE	<ol style="list-style-type: none"> 1. The enforcement of laws and rules relating to state parks, historic sites, forests and forest reserves, aquatic life and its sanctuaries, public fishing areas, boating, ocean recreation and coastal programs, wildlife and its sanctuaries, game management areas, public hunting areas, and natural area reserves, consistent with and in support of the provisions of Title 12, Chapters 6D, 6E, and 6K, Chapter 134, Chapter 200, and provisions of Title 37, Hawaii Penal Code, Hawaii Revised Statutes. 2. Engage in educational activities for the dissemination of information relating to sustainability, waterborne activities and safety, and resource conservation laws, rules and practices through the school system, community organizations and the information media. 3. Furnish in-service training for division personnel to maintain and/or increase the level of proficiency needed for effective implementation of program objectives. 	Investigate complaints, gather evidence, conduct investigations, conduct field observations and inspections, and provide education to the public for the effective enforcement of state laws and rules protecting natural, cultural and historic resources on public lands, state parks, forest reserves, forests, aquatic life and wildlife areas, Kaho'olawe Island Reserve, and any other lands and waters within the State. Enforce the rules in the areas of boating safety, conservation, and search and rescue relative to the control and management of boating facilities owned or controlled by the State, ocean waters, and navigable streams and any activities thereon or therein, beaches encumbered with easements in favor of the public, and the rules regulating vessels and their use in State waters. Exercise all of the powers and authority of a police officer including the apprehension of violators when violations are detected and when the investigation warrants, effectuate arrests or issue citations for violations of Title 12, Chapter 6D, 6E, or 6K or any rule adopted thereunder.	LNR 405	Title 12, Subtitle 7, Chapter 199, HRS

Department of Land and Natural Resources
Functions

Table 1

<u>Division</u>	<u>Description of Function</u>	<u>Activities</u>	<u>Prog ID(s)</u>	<u>Statutory Reference</u>
	4. Administer the Hunter Education Program to educate and instruct the public on outdoor safety and resource conservation as mandated by Chapter 183D-28, Hawaii Revised Statutes.	Provide instruction to the public in hunter safety, principles of conservation and sportsmanship. Issue hunter education certificates or letters of exemption. Plan and develop public outdoor and indoor target ranges for the program.	LNR 405	Title 12, Chapter 183D, HRS
	5. Coordinate activities with other State, County and Federal law enforcement agencies to suppress cultivation and minimize the availability of marijuana through crop destruction.	Plan and implement missions to eradicate marijuana on state-owned lands and forest areas.	LNR 405	Title 12, Subtitle 7, Chapter 199, HRS
Division of Boating and Recreation	1. Managing and administrating the ocean-based recreation and coastal areas programs of the state.	Establish, maintain, and revise Hawaii Administrative Rules (HAR). HAR governs the use of state harbors, ramps, and ocean recreation areas. Active oversight and responsibility of managing state small harbors, ramps and ocean recreation areas as well as the ocean waters of the State out to three miles. Maintain, repair, and replace aids to navigation as well as ensure access to small boat harbors and ramps to the boating and non-boating public. Responsible for managing the use of all near shore waters, which includes regulating the use of ocean waters for surfers, stand-up paddleboarders, kayakers, and other users of the nearshore waters. Issue marine activity permits for organized uses of the nearshore waters for regattas, surf contests, etc.	LNR 801	Chapter 200
	2. Planning, developing, operating, administering, and maintaining small boat harbors, launching ramps, and other boating facilities and associated aids to navigation throughout the state.	Operate, maintain, and repair 16 small boat harbors and 52 small boat ramps statewide. Also maintain, repair, and replace navigational aids and aids to navigation statewide. Responsible for dredging harbor and ramp entrance channels.	LNR 801	Chapter 200
	3. Developing and administering an ocean recreation management plan.	Work with community to develop appropriate uses for state ocean waters.	LNR 801	Chapter 200
	4. Administering and operating a vessel registration system for the state.	Registers all new and existing vessels in the state. This includes vessel sales and transfers.	LNR 801	Chapter 200
	5. Regulating the commercial use of state waters and marine resources, including operations originating from private marinas.	The division issues commercial use permits for the use of state small boat harbor facilities and state waters in accordance with the Hawaii Administrative Rules (HAR).	LNR 801	Chapter 200
	6. Regulating boat regattas and other ocean water events.	The division issues marine event permits for ocean recreation activities such as regattas, surf contests and other uses of the ocean waters.	LNR 801	Chapter 200

Department of Land and Natural Resources
Functions

Table 1

<u>Division</u>	<u>Description of Function</u>	<u>Activities</u>	<u>Prog ID(s)</u>	<u>Statutory Reference</u>
	7. Administering a marine casualty and investigation program.	Tracks marine accidents statewide as well as coordinates investigations of marine accidents. Accident reports are tracked and submitted to the United States Coast Guard (USCG).	LNR 801	Chapter 200
	8. Assisting in abating air, water, and noise pollution.		LNR 801	Chapter 200
	9. Conducting public education in boating safety.	Promotes safe boating activities state wide through educational activities at boat shows, schools and other public, marine gatherings. This includes coordinating activities with USCG Reserve and USCG Auxiliary.	LNR 801	Chapter 200
	10. Administering the boating special fund.	Responsible for processing payments and expenditures for the program in accordance with B&F and DAGS guidelines.	LNR 801	Chapter 200
	11. Assisting in Controlling Shoreline Erosion	Works with DLNR Engineering and the Office of Conservation and Coastal Lands (OCCL).	LNR 801	Chapter 200
	12. Repairing seawalls and other existing coastal protective structures under the jurisdiction of the State.	Works with DLNR Engineering and the Office of Conservation and Coastal Lands (OCCL).	LNR 801	Chapter 200
	13. Removing nonnatural obstructions and public safety hazards from the shoreline, navigable streams, harbors, channels, and coastal areas of the State.	Removes grounded vessels, submerged vehicles, whale carcasses, and other marine debris from beaches and near shore waters.	LNR 801	Chapter 200
	14. Long term leases, concession contracts, revocable permits, etc. for the use of fast lands within a state small boat harbor.	The property management section is responsible for developing the fast lands in the state small boat harbor in order to increase revenue that will be used to support the program.	LNR 801	Chapter 200
Historic Preservation	1. Review of State and Federal projects	Review reports, photos, inventories, meet with project proponents, enter into agreements with other agencies regarding the treatment of historic or cultural properties.	LNR802	6E-8, 6E-10, 6E-42 National Historic Preservation Act as amended (NHPA)
	2. Inventory and Survey	Inventory and catalogue significant cultural and historic sites.		6E-3, NHPA, NPS Grant Manual
	3. Burial Protection	Staff the island burial councils (5), make determinations on inadvertent finds, review genealogies and make recommendations to the burial councils, review burial treatment plans and make recommendations to the burial councils. Attend meetings with descendants and project proponents.		6E-3, 6E-43, 6E-43.5, 6E-43.6
	4. National Register	Staff the Historic Hawaii Review Board (HHRB), review nominations for completeness, present nominations to the HHRB, forward appropriate nominations to the National Register, maintain files on register sites.		6E-3, 6E5.5, NPS Grant Manual

Department of Land and Natural Resources
Functions

Table 1

<u>Division</u>	<u>Description of Function</u>	<u>Activities</u>	<u>Prog ID(s)</u>	<u>Statutory Reference</u>
	5. Certified Local Governments (CLGs)	Work with the counties to ensure historic preservation programs on all islands. Provide grants to Hawaii, Maui and Kauai in alternate years, as they are the 3 counties with CLGs.		6E-3, NHPA, NPS Grant Manual
	6. Planning	Develop the statewide Historic Preservation Plan and update every 5 years.		6E-3, NHPA, NPS Grant Manual
	7. Education and Outreach	Develop programs to educate the public about historic preservation and its importance to the state.		6E-3, NHPA
State Parks	1. Maintain natural and cultural parks, facilities, & resources for current and future generations.	Repair, maintain and improve the quality of park facilities, continue education efforts for the public to enrich experience and reduce impact to sensitive resources and historic sites; carry out capital improvements projects to create and restore park infrastructure.	LNR 806	Section 184
	2. Provide safe public access to state parks that contain both sensitive natural resources and cultural and historic sites.	Provide lifeguard services at parks on Oahu, Maui, Kauai, and Hawaii; determine and implement park safety improvements and install, as warranted, and maintain increasing number of both warning and interpretive signage for public safety, and education.	LNR 806	Section 184
	3. Increase opportunities for the enjoyment, appreciation, and management of state parks.	Evaluate and assess the value of park resources by determining new methods to generate income in order to offset shortages in the operating budget and improve the quality of the park experience statewide. Operate camping, lodging, picnic & day use recreational facilities; issue park use permits; continue interpretive programs; administer Land & Water Conservation Funds, State Comprehensive Outdoor Recreation Plan (every 5 years), manage grants-in-aid, and provide public information. Continue to develop public/private partnerships for management and income generation.		

Department of Land and Natural Resources
Functions

Table 1

<u>Division</u>	<u>Description of Function</u>	<u>Activities</u>	<u>Prog ID(s)</u>	<u>Statutory Reference</u>
Administration	Provide direction, oversight and accountability for department and all administrative support services to every division.	Plan, direct, & coordinate the various activities of the department within the scope of laws & regulations; direct the preparation of department budgets, submit and justify budgets before review by approving authorities and exercise control of funds made available for the department; maintain a comprehensive accounting and financial information system for the Department's revenues, expenditures and financial transactions; provide and maintain a comprehensive personnel management program for the department providing support services to the Chairperson, staff offices, 11 operating divisions, and one attached agency; plan, coordinate and administer the department's information processing and telecommunications services for program functions.	LNR 906	Chapters 6D, 6E, 6K, 26, 76, 171, 172, 173, 173A, 174, 174C, 179D, 180, 181, 182, 183, 183B, 183C, 183D, 184, 185, 186, 187A, 188, 188F, 189, 190, 190D, 193, 194, 195, 195D, 195F, 196D, 198D, 199, 199D, 200, 501, 502, HRS

Department of Land and Natural Resources
Department-Wide Totals

Table 2

Fiscal Year 2020					
Budget Acts Appropriation	Reductions	Additions	Emergency Appropriations	Total FY20	MOF
\$ 65,745,185.00	\$ (6,174,518.00)	\$ 3,200,000.00		\$ 62,770,667.00	A
\$ 72,521,321.00				\$ 72,521,321.00	B
\$ 15,076,755.00				\$ 15,076,755.00	N
\$ 13,339,578.00				\$ 13,339,578.00	P
\$ 392,140.00				\$ 392,140.00	T
\$ 1,686,056.00				\$ 1,686,056.00	U
\$ 676,835.00				\$ 676,835.00	W
				\$ -	
\$ 169,437,870.00	\$ (6,174,518.00)	\$ 3,200,000.00	\$ -	\$ 166,463,352.00	Total
Fiscal Year 2021					
Budget Acts Appropriation	Reductions	Additions		Total FY21	MOF
\$ 64,318,119.00		\$ 8,829,088.00		\$ 73,147,207.00	A
\$ 73,096,273.00	\$ (207,014.00)	\$ 14,243,303.00		\$ 87,132,562.00	B
\$ 15,351,755.00	\$ (541,073.00)	\$ 153,208.00		\$ 14,963,890.00	N
\$ 9,529,578.00	\$ (3,091,722.00)	\$ 861,709.00		\$ 7,299,565.00	P
\$ 392,140.00	\$ (1,277.00)			\$ 390,863.00	T
\$ 1,686,056.00				\$ 1,686,056.00	U
\$ 678,161.00				\$ 678,161.00	W
				\$ -	
\$ 165,052,082.00	\$ (3,841,086.00)	\$ 24,087,308.00	\$ -	\$ 185,298,304.00	Total

Department of Land and Natural Resources
Program ID Totals

Table 3

Prog ID	Program Title	MOF	As budgeted (FY20)			As budgeted (FY21)			Governor's Submittal (FY20)				Governor's Submittal (FY21)			
			Pos (P)	Pos (T)	\$\$\$	Pos (P)	Pos (T)	\$\$\$	Pos (P)	Pos (T)	\$\$\$	Percent Change of \$\$\$\$	Pos (P)	Pos (T)	\$\$\$	Percent Change of \$\$\$\$
LNR 101	Public Lands Management	A	-	1.00	\$ 205,000	-	1.00	\$ 205,000	-	1.00	\$ 205,000	0.00%	-	1.00	\$ 205,000	0.00%
		B	56.00		\$ 21,639,761	56.00		\$ 21,655,066	56.00		\$ 21,639,761	0.00%	56.00		\$ 33,655,066	55.41%
	LNR 101 Totals		56.00	1.00	\$ 21,844,761	56.00	1.00	\$ 21,860,066	56.00	1.00	\$ 21,844,761	0.00%	56.00	1.00	\$ 33,860,066	54.89%
LNR 111	Conveyances and Recordings	B	58.00	3.00	\$ 7,555,316	58.00	3.00	\$ 8,068,196	58.00	3.00	\$ 7,555,316	0.00%	58.00	3.00	\$ 8,068,196	0.00%
	LNR 111 Totals		58.00	3.00	\$ 7,555,316	58.00	3.00	\$ 8,068,196	58.00	3.00	\$ 7,555,316	0.00%	58.00	3.00	\$ 8,068,196	0.00%
LNR 141	Water and Land Development	A	24.00	1.00	\$ 2,781,113	24.00	-	\$ 2,787,154	24.00	1.00	\$ 2,781,113	0.00%	24.00	-	\$ 2,787,154	0.00%
		B	4.00	-	\$ 795,324	4.00	-	\$ 796,620	4.00	-	\$ 795,324	0.00%	4.00	-	\$ 796,620	0.00%
		T	-	-	\$ 199,479	-	-	\$ 199,479	-	-	\$ 199,479	0.00%	-	-	\$ 199,479	0.00%
	LNR 141 Totals		28.00	1.00	\$ 3,775,916	28.00	-	\$ 3,783,253	28.00	1.00	\$ 3,775,916	0.00%	28.00	-	\$ 3,783,253	0.00%
LNR 153	Commercial Fisheries and Resource Enhancement	A	9.00	-	\$ 845,514	9.00	-	\$ 847,246	9.00	-	\$ 845,514	0.00%	9.00	-	\$ 847,246	0.00%
		B	2.00	-	\$ 375,944	2.00	-	\$ 376,212	2.00	-	\$ 375,944	0.00%	2.00	-	\$ 376,212	0.00%
		N	-	-	\$ 420,000	-	-	\$ 420,000	-	-	\$ 420,000	0.00%	-	-	\$ 420,000	0.00%
		P	2.00	1.00	\$ 475,000	2.00	1.00	\$ 475,000	2.00	1.00	\$ 475,000	0.00%	2.00	1.00	\$ 475,000	0.00%
	LNR 153 Totals		13.00	1.00	\$ 2,116,458	13.00	1.00	\$ 2,118,458	13.00	1.00	\$ 2,116,458	0.00%	13.00	1.00	\$ 2,118,458	0.00%
LNR 172	Forestry Resource Management and Development	A	27.00	8.00	\$ 3,566,192	27.00	8.00	\$ 3,570,330	27.00	8.00	\$ 3,566,192	0.00%	29.00	7.00	\$ 3,593,904	0.66%
		B	-	-	\$ 2,455,475	-	-	\$ 2,455,475	-	-	\$ 2,455,475	0.00%	-	-	\$ 2,455,475	0.00%
		P	1.00	-	\$ 3,577,901	1.00	-	\$ 877,901	1.00	-	\$ 3,577,901	0.00%	1.00	-	\$ 935,000	6.50%
	LNR 172 Totals		28.00	8.00	\$ 9,599,568	28.00	8.00	\$ 6,903,706	28.00	8.00	\$ 9,599,568	0.00%	30.00	7.00	\$ 6,984,379	1.17%

Department of Land and Natural Resources
Program ID Totals

Table 3

			As budgeted (FY20)			As budgeted (FY21)			Governor's Submittal (FY20)				Governor's Submittal (FY21)			
					\$			\$			\$			\$		
LNR 401	Aquatic Resources	A	26.50	4.00	\$ 2,492,890	26.50	4.00	\$ 2,580,806	26.50	4.00	\$ 2,492,890	0.00%	29.50	1.00	\$ 2,580,806	0.00%
		N	-	2.00	\$ 2,266,073	-	2.00	\$ 2,341,073	-	2.00	\$ 2,266,073	0.00%	-	2.00	\$ 2,150,000	-8.16%
		P	0.50	4.00	\$ 3,755,000	0.50	4.00	\$ 3,615,000	0.50	4.00	\$ 3,755,000	0.00%	0.50	4.00	\$ 725,783	-79.92%
	LNR 401 Totals		27.00	10.00	\$ 8,513,963	27.00	10.00	\$ 8,536,879	27.00	10.00	\$ 8,513,963	0.00%	30.00	7.00	\$ 5,456,589	-36.08%
LNR 402	Native Resources and Fire Protection	A	51.50	-	\$ 15,779,456	51.50	-	\$ 15,039,001	51.50	-	\$ 15,779,456	0.00%	54.50	-	\$ 15,813,653	5.15%
		N	13.00	3.00	\$ 1,747,467	13.00	3.00	\$ 1,747,467	13.00	3.00	\$ 1,747,467	0.00%	13.00	3.00	\$ 1,894,520	8.42%
		P	3.50	1.00	\$ 1,645,390	3.50	1.00	\$ 1,645,390	3.50	1.00	\$ 1,645,390	0.00%	3.50	1.00	\$ 1,800,000	9.40%
		T	-	1.00	\$ 191,384	-	1.00	\$ 191,384	-	1.00	\$ 191,384	0.00%	-	1.00	\$ 191,384	0.00%
		U	-	7.00	\$ 1,686,056	-	7.00	\$ 1,686,056	-	7.00	\$ 1,686,056	0.00%	-	7.00	\$ 1,686,056	0.00%
	LNR 402 Totals		68.00	12.00	\$ 21,049,753	68.00	12.00	\$ 20,309,298	68.00	12.00	\$ 21,049,753	0.00%	71.00	12.00	\$ 21,385,613	5.30%
LNR 404	Water Resources	A	22.00	-	\$ 3,323,222	22.00	-	\$ 3,327,917	22.00	-	\$ 3,323,222	0.00%	22.00	-	\$ 3,327,917	0.00%
		B	6.00	-	\$ 1,184,910	6.00	-	\$ 1,186,783	6.00	-	\$ 1,184,910	0.00%	6.00	-	\$ 1,186,783	0.00%
		N	-	-	\$ 150,000	-	-	\$ 150,000	-	-	\$ 150,000	0.00%	-	-	\$ -	-100.00%
	LNR 404 Totals		28.00	-	\$ 4,658,132	28.00	-	\$ 4,664,700	28.00	-	\$ 4,658,132	0.00%	28.00	-	\$ 4,514,700	-3.22%
LNR 405	Conservation and Resources Enforcement	A	137.25	-	\$ 10,957,051	137.25	-	\$ 10,272,129	137.25	-	\$ 14,157,051	29.20%	137.25	-	\$ 15,772,129	53.54%
		B	-	-	\$ 1,344,671	-	-	\$ 1,344,671	-	-	\$ 1,344,671	0.00%	-	-	\$ 1,344,671	0.00%
		N	3.75	-	\$ 1,319,046	3.75	-	\$ 1,319,046	3.75	-	\$ 1,319,046	0.00%	3.75	-	\$ 1,319,046	0.00%
		P	-	-	\$ 900,833	-	-	\$ 900,833	-	-	\$ 900,833	0.00%	-	-	\$ 900,833	0.00%
		W	-	-	\$ 32,671	-	-	\$ 32,671	-	-	\$ 32,671	0.00%	-	-	\$ 32,671	0.00%
	LNR 405 Totals		141.00	-	\$ 14,554,272	141.00	-	\$ 13,869,350	141.00	-	\$ 17,754,272	21.99%	141.00	-	\$ 19,369,350	39.66%
LNR 407	Natural Area Reserves and Watershed Management	A	47.50	23.00	\$ 8,501,978	47.50	23.00	\$ 8,511,432	47.50	23.00	\$ 8,501,978	0.00%	50.50	20.00	\$ 8,511,432	0.00%
		B	-	-	\$ -	-	-	\$ -	-	-	\$ -	0.00%	-	-	\$ 180,000	0.00%
		N	-	-	\$ 500,000	-	-	\$ 500,000	-	-	\$ 500,000	0.00%	-	-	\$ 500,000	0.00%
		P	0.50	-	\$ 1,475,000	0.50	-	\$ 1,475,000	0.50	-	\$ 1,475,000	0.00%	0.50	-	\$ 1,272,495	-13.73%
	LNR 407 Totals		48.00	23.00	\$ 10,476,978	48.00	23.00	\$ 10,486,432	48.00	23.00	\$ 10,476,978	0.00%	51.00	20.00	\$ 10,463,927	-0.21%

Department of Land and Natural Resources
Program ID Totals

Table 3

			As budgeted (FY20)			As budgeted (FY21)			Governor's Submittal (FY20)				Governor's Submittal (FY21)			
LNR 801	Ocean-Based Recreation	A	10.00	-	\$ 641,944	10.00	-	\$ 643,023	10.00	-	\$ 641,944	0.00%	10.00	-	\$ 643,023	0.00%
		B	115.00	-	\$ 20,528,379	115.00	-	\$ 20,551,330	115.00	-	\$ 20,528,379	0.00%	115.00	-	\$ 20,551,330	0.00%
		N	-	-	\$ 1,500,626	-	-	\$ 1,500,626	-	-	\$ 1,500,626	0.00%	-	-	\$ 1,500,626	0.00%
	LNR 801 Totals		125.00	-	\$ 22,670,949	125.00	-	\$ 22,694,979	125.00	-	\$ 22,670,949	0.00%	125.00	-	\$ 22,694,979	0.00%
LNR 802	Historic Preservation	A	34.00	-	\$ 2,564,800	34.00	-	\$ 2,519,933	34.00	-	\$ 2,564,800	0.00%	34.00	-	\$ 2,694,933	6.94%
		B	-	-	\$ 495,450	-	-	\$ 495,900	-	-	\$ 495,450	0.00%	-	-	\$ 495,900	0.00%
		N	6.00	-	\$ 591,360	6.00	-	\$ 591,360	6.00	-	\$ 591,360	0.00%	6.00	-	\$ 597,515	1.04%
	LNR 802 Totals		40.00	-	\$ 3,651,610	40.00	-	\$ 3,607,193	40.00	-	\$ 3,651,610	0.00%	40.00	-	\$ 3,788,350	5.02%
LNR 804	Forest and Outdoor Recreation	A	33.00	-	\$ 1,867,235	33.00	-	\$ 1,871,488	33.00	-	\$ 1,867,235	0.00%	37.00	-	\$ 2,027,350	8.33%
		B	3.00	-	\$ 837,466	3.00	-	\$ 839,231	3.00	-	\$ 837,466	0.00%	-	-	\$ 632,217	-24.67%
		N	6.00	13.00	\$ 4,400,000	6.00	13.00	\$ 4,400,000	6.00	13.00	\$ 4,400,000	0.00%	14.00	5.00	\$ 4,400,000	0.00%
		W	3.00	-	\$ 644,164	3.00	-	\$ 645,490	3.00	-	\$ 644,164	0.00%	3.00	-	\$ 645,490	0.00%
	LNR 804 Totals		45.00	13.00	\$ 7,748,865	45.00	13.00	\$ 7,756,209	45.00	13.00	\$ 7,748,865	0.00%	54.00	5.00	\$ 7,705,057	-0.66%
LNR 805	Recreational Fisheries	A	19.00	-	\$ 1,095,524	19.00	-	\$ 1,097,814	19.00	-	\$ 1,095,524	0.00%	19.00	-	\$ 1,097,814	0.00%
		B	-	0.25	\$ 103,088	-	0.25	\$ 103,180	-	0.25	\$ 103,088	0.00%	-	0.25	\$ 103,180	0.00%
		N	-	0.75	\$ 1,870,000	-	0.75	\$ 2,070,000	-	0.75	\$ 1,870,000	0.00%	-	0.75	\$ 1,870,000	-9.66%
	LNR 805 Totals		19.00	1.00	\$ 3,068,612	19.00	1.00	\$ 3,270,994	19.00	1.00	\$ 3,068,612	0.00%	19.00	1.00	\$ 3,070,994	-6.11%
LNR 806	Parks Administration and Operations	A	86.00	-	\$ 6,764,914	86.00	-	\$ 6,776,554	86.00	-	\$ 6,764,914	0.00%	86.00	-	\$ 8,876,554	30.99%
		B	48.00	-	\$ 10,356,938	48.00	-	\$ 10,367,258	48.00	-	\$ 10,356,938	0.00%	50.00	-	\$ 12,430,561	19.90%
		P	-	-	\$ 1,000,000	-	-	\$ -	-	-	\$ 1,000,000	0.00%	-	-	\$ 650,000	0.00%
	LNR 806 Totals		134.00	-	\$ 18,121,852	134.00	-	\$ 17,143,812	134.00	-	\$ 18,121,852	0.00%	136.00	-	\$ 21,957,115	28.08%
LNR 810	Prevention of Natural Disasters	B	8.00	-	\$ 2,373,653	8.00	-	\$ 2,376,401	8.00	-	\$ 2,373,653	0.00%	8.00	-	\$ 2,376,401	0.00%
		P	-	-	\$ 510,454	-	-	\$ 540,454	-	-	\$ 510,454	0.00%	-	-	\$ 540,454	0.00%
	LNR 810 Totals		8.00	-	\$ 2,884,107	8.00	-	\$ 2,916,855	8.00	-	\$ 2,884,107	0.00%	8.00	-	\$ 2,916,855	0.00%

Department of Land and Natural Resources
Program ID Totals

Table 3

			As budgeted (FY20)			As budgeted (FY21)			Governor's Submittal (FY20)				Governor's Submittal (FY21)			
					\$			\$			\$			\$		
LNR 906	LNR - Natural and Physical Environment	A	41.25	16.00	\$ 4,358,352	41.25	16.00	\$ 4,268,292	41.25	16.00	\$ 4,358,352	0.00%	41.25	16.00	\$ 4,368,292	2.34%
		B	19.00	1.00	\$ 2,474,946	19.00	1.00	\$ 2,479,948	19.00	1.00	\$ 2,474,946	0.00%	19.00	1.00	\$ 2,479,948	0.00%
		N	1.75	-	\$ 312,183	1.75	-	\$ 312,813	1.75	-	\$ 312,183	0.00%	1.75	-	\$ 312,183	-0.20%
		T	-	-	\$ 1,277	-	-	\$ 1,277	-	-	\$ 1,277	0.00%	-	-	\$ -	-100.00%
	LNR 906 Totals		62.00	17.00	\$ 7,146,758	62.00	17.00	\$ 7,062,330	62.00	17.00	\$ 7,146,758	0.00%	62.00	17.00	\$ 7,160,423	1.39%
Department Totals			928.00	90.00	\$ 169,437,870	928.00	89.00	\$ 165,052,710	928.00	90.00	\$ 172,637,870	1.89%	950.00	74.00	\$ 185,298,304	12.27%
Totals By MOF																
	General	A	568.00	53.00	\$ 65,745,185	568.00	52.00	\$ 64,318,119	568.00	53.00	\$ 68,945,185	4.87%	583.00	45.00	\$ 73,147,207	13.73%
	Special	B	319.00	4.25	\$ 72,521,321	319.00	4.25	\$ 73,096,271	319.00	4.25	\$ 72,521,321	0.00%	318.00	4.25	\$ 87,132,562	19.20%
	Federal	N	30.50	18.75	\$ 15,076,755	30.50	18.75	\$ 15,352,385	30.50	18.75	\$ 15,076,755	0.00%	38.50	10.75	\$ 14,963,890	-2.53%
	Other Federal	P	7.50	6.00	\$ 13,339,578	7.50	6.00	\$ 9,529,578	7.50	6.00	\$ 13,339,578	0.00%	7.50	6.00	\$ 7,299,565	-23.40%
	Trust	T	-	1.00	\$ 392,140	-	1.00	\$ 392,140	-	1.00	\$ 392,140	0.00%	-	1.00	\$ 390,863	-0.33%
	Interdepartmental	U	-	7.00	\$ 1,686,056	-	7.00	\$ 1,686,056	-	7.00	\$ 1,686,056	0.00%	-	7.00	\$ 1,686,056	0.00%
	Revolving	W	3.00	-	\$ 676,835	3.00	-	\$ 678,161	3.00	-	\$ 676,835	0.00%	3.00	-	\$ 678,161	0.00%
			928.00	90.00	\$ 169,437,870	928.00	89.00	\$ 165,052,710	928.00	90.00	\$ 172,637,870	1.89%	950.00	74.00	\$ 185,298,304	12.27%

Department of Land and Natural Resources
Budget Decisions

Prog ID	Sub-Org	Description of Request	MOF	Initial Department Requests				Budget and Finance Recommendations				Governor's Decision			
				FY20		FY21		FY20		FY21		FY20		FY21	
TRADE-OFF/TRANSFER & CONVERSION OF UNBUDGETED POSITIONS REQUESTS:															
		None													
ALLOWABLE NON-DISCRETIONARY EXPENSE REQUESTS:															
		NA													
FEDERAL FUND ADJUSTMENT REQUESTS:															
LNR 172	DA	Federal Fund Ceiling Adjustment	P				57,099				57,099			57,099	
LNR 401	CA	Federal Fund Ceiling Adjustment	N				(191,073)				(191,073)			(191,073)	
LNR 401	CA	Federal Fund Ceiling Adjustment	P				(2,889,217)				(2,889,217)			(2,889,217)	
LNR 402	DA	Federal Fund Ceiling Adjustment	N				147,053				147,053			147,053	
LNR 402	DA	Federal Fund Ceiling Adjustment	P				154,610				154,610			154,610	
LNR 404	GC	Federal Fund Ceiling Adjustment	N				(150,000)				(150,000)			(150,000)	
LNR 407	NA	Federal Fund Ceiling Adjustment	P				(202,505)				(202,505)			(202,505)	
LNR 802	DA	Federal Fund Ceiling Adjustment	N				6,155				6,155			6,155	
LNR 805	CB	Federal Fund Ceiling Adjustment	N				(200,000)				(200,000)			(200,000)	
LNR 806	FA	Federal Fund Ceiling Adjustment	P				650,000				650,000			650,000	
OTHER REQUESTS:															
LAND MANAGEMENT DIVISION (LAND)															
LNR 101	EA	Special Fund ceiling increase for Special Land Development Fund (SLDF) to support current and future Land Division projects.	B				3,000,000				3,000,000			3,000,000	
LNR 101	EA	Special Fund ceiling increase for Special Land Development Fund (SLDF) to expend for current and future DLNR public trust priorities	B				3,000,000				3,000,000			3,000,000	
LNR 101	EA	Special Fund ceiling increase for Special Land Development Fund (SLDF) to expend for forest carbon sequestration for climate change mitigation , statewide.	B								900,000			900,000	
LNR 101	EA	Special Fund ceiling increase for Land Conservation Fund (LCF) to fully fund additional properties and complete Resource Land Acquisition Plan.	B				5,100,000				5,100,000			5,100,000	
DIVISION OF AQUATIC RESOURCES (DAR)															
LNR 153	CB	Add funds to reclassify an Aquatic Biologist IV position to Aquatic Biologist VI position	A				11,520				-			-	
LNR 401	CA	Add funds to reclassify an Aquatic Biologist IV position to Aquatic Biologist VI position	A				11,856				-			-	
LNR 401	CA	Convert positions #122543 (Program Specialist V), #122712 (Planner IV) and #122714 (Program Specialist IV) from temporary to permanent status	A			3.00	(3.00)				3.00	(3.00)		3.00 (3.00)	
LNR 401	CA	Add one (1) position and funds for Aquatic Biologist VI position as fisheries biostatistician	A			1.00	32,238				-	-		-	
LNR 401	CA	Add one (1) position and funds for Aquatic Biologist IV position as a Marine Debris Coordinator	A			1.00	26,478				-	-		-	
LNR 401	CA	Add one (1) position and funds for Program Specialist IV position as a 30x30 program coordinator	A			1.00	26,478				-	-		-	
LNR 401	CA	Add one (1) position and funds for Aquatic Biologist IV position as a ballast water compliance biologist	A			1.00	26,478				-	-		-	

Department of Land and Natural Resources
Budget Decisions

Prog ID	Sub-Org	Description of Request	MOF	Initial Department Requests				Budget and Finance Recommendations				Governor's Decision					
				FY20		FY21		FY20		FY21		FY20		FY21			
LNR 401	CA	Add funds to support the Hawaii Cooperative Fisheries Research Unit, \$20,000; the Aquatic Invasive Species Program, \$50,000; and 30x30 Planning, \$50,000	A				120,000										
LNR 805	CB	Add funds to reclassify three (3) Aquatic Biologists IV positions to Aquatic Biologist VI positions	A				22,068										
DIVISION OF FORESTRY & WILDLIFE (DOFAW)																	
LNR 172	DA	Re-establish (restore) Nursery Worker II , BC 05 for Kauai abolished by Act 005, SLH 2019	A			1.00	23,574				-					1.00	23,574
LNR 172	DA	Convert from Temporary to Permanent Forestry and Wildlife Worker II, #119078	A			1.00	(1.00)				1.00	(1.00)				1.00	(1.00)
LNR 172	DA	Add funds for Forest Carbon Sequestration to Mitigate Climate Change	A				750,050										
LNR 172	DA	Add funds for infrastructure maintenance for access and public safety	A				930,000										
LNR 172	DA	Add funds to invest in forest products for increasing revenue opportunities Hawaii Forest Reserve System	A				750,000										
LNR 172	DA	Change MOF from "P" to "A" to primarily reflect the duties of the position for Forester V, Position#12464: Salary: \$66,864; Fringe Benefit: \$40,118 (60%)	P			(1.00)	(106,982)				-						
LNR 172	DA	Change MOF from "P" to "A" to primarily reflect the duties of the position for Forester V, Position#12464	A			1.00	66,864				-						
LNR 402	DA	Re-establish (restore) three (3) positions abolished by Act 005, SLH 2019: (1) Wildlife Biologist, #122264; (1) Wildlife Biologist IV, #122306; (1) Forestry and Wildlife Technician IV, #122407	A			3.00	74,652				-					3.00	74,652
LNR 402	DA	Add funds for Rapid Ohia Death Response, Research and Outreach - 1st Priority	A				700,000					700,000					700,000
LNR 402	DA	Add funds for Rapid Ohia Death Response, Research and Outreach - 2nd Priority	A				900,000										
LNR 402	DA	Add funds for community hazard fuel reduction projects	A				500,000										
LNR 402	DA	Add operating funds to support endangered, threatened and native Forestbird recovery	A				985,000										
LNR 402	DA	Add operating funds to support endangered, threatened and native Seabird recovery	A				680,000										
LNR 402	DA	Add Fire and Emergency Response funds for equipment : 6x6 1000 gal fire tankers (2) Hawaii; D6 Dozer Molokai; Excavator with buncher feller/masticator, Maui Nui; 4k Gal Water Tender, Kauai; 1k Gal Tender (2), Hawaii; Dump Truck and Brush Truck, Oahu	A				1,845,000										
LNR 402	DA	Add operating funds to support endangered, threatened and native Waterbird recovery	A				470,000										
LNR 402	DA	Add operating funds for landscape-level predator control	A				850,000										
LNR 402	DA	Change MOF from "P" to "A" to primarily reflect the duties of the position Program Specialist V, Position#121988, SR 24 Fringe Benefit:\$44,388 (60%)	P			(1.00)	(118,368)				-						

Department of Land and Natural Resources
Budget Decisions

Prog ID	Sub-Org	Description of Request	MOF	Initial Department Requests				Budget and Finance Recommendations				Governor's Decision						
				FY20		FY21		FY20		FY21		FY20		FY21				
LNR 402	DA	Change MOF from "P" to "A" to primarily reflect the duties of the position Program Specialist V, Position#121988, SR 24	A			1.00		73,980				-		-				
LNR 402	DA	Change MOF from "P" to "A" to primarily reflect the duties of the following positions: Forestry and Wildlife Technician IV, Position#10944, #46947 & #46948 (.5 FTE's); Forestry Management Supervisor I, SR 24, #118212 (.5 FTE), SR 24 (Oahu): Fringe Benefit, \$ 57,928	P			(2.00)		(154,474)				-		-				
LNR 402	DA	Change MOF from "P" to "A" to primarily reflect the duties of the following positions: (3) Forestry and Wildlife Technician IV, Position#10944, #46947 & #46948 (.5 FTE's); Forestry Management Supervisor I, SR 24, #118212 (.5 FTE), SR 24 (Oahu)	A			2.00		96,546				-		-				
LNR 402	DA	Change MOF from "N" to "A" to primarily reflect the duties of the following 5.5 positions: Procurement Specialist III, #120311, SR 20; Account Clerk III, Position#116396, #52393(.5FTE), SR 11; Office Assistant III, #113201, #118263 & #118219, SR 08; Fringe Benefit: \$123,962 (60%)	N			(5.50)		(330,566)				-		-				
LNR 402	DA	Change MOF from "N" to "A" to primarily reflect the duties of the following 5.5 positions: Procurement Specialist III, #120311, SR 20; Account Clerk III, Position#116396, #52396(.5FTE), SR 11; Office Assistant III, #113201, #118263 & #118219, SR 08	A			5.50		206,604				-		-				
LNR 402	DA	Change MOF from "P" to "A" due to lack of "P" funds Fund, Planner V, Position#122002: Salary:\$64,904 Fringe:\$38,942	P				(1.00)	(103,846)				-		-				
LNR 402	DA	Change MOF from "P" to "A" due to lack of "P" funds Fund, Planner V, Position#122002	A				1.00	64,904				-		-				
LNR 407	NA	Add ceiling for the Natural Area Reserves Fund (S342) to expend funds generated by parking fee revenues to fund Natural area Reserve Improvement	B					180,000					180,000					180,000
LNR 407	NA	Convert two (2) positions from temporary to permanent: Natural Area Reserves Specialist IV, #121718; Planner V, #121976,	A			2.00	(2.00)					3.00	(3.00)				3.00	(3.00)
LNR 407	NA	Add funds for Endangered Plant Recovery, statewide	A					443,000						-				
LNR 407	NA	Add funds for reimbursement of vehicle insurance payment for Hawaii Island	A					39,114						-				
LNR 407	NA	Add funds for Youth Conservation Corps. (YCC),statewide	A					200,000						-				
LNR 407	NA	Add funds for Archeological Survey and Protection for Natural Area Reserves & Watershed Management Program	A					900,000						-				
LNR 804	DA	Re-establish (restore) abolished position from Act 053, SLH 2018 Wildlife Biologist IV, #120948	A			1.00		26,478				-		-			1.00	26,478
LNR 804	DA	Add funds for General Fund Salary Shortfall	A					280,000						-				

Department of Land and Natural Resources
Budget Decisions

Prog ID	Sub-Org	Description of Request	MOF	Initial Department Requests				Budget and Finance Recommendations				Governor's Decision					
				FY20		FY21		FY20		FY21		FY20		FY21			
LNR 804	DA	Add funds for Statewide Trails Program 1st Priority	A				300,000										
LNR 804	DA	Convert nine (9) positions from Temporary to Permanent: Position #121641, #121642, #121624 #120324, #120325, #120332, #120730, #121490, #120863	A			9.00	(9.00)			-	-					-	-
LNR 804	DA	Convert nine (9) positions from Temporary to Permanent: Position #121641, #121642, #121624 #120324, #120325, #120332, #120730, #121490, #120863	N							8.00	(8.00)					8.00	(8.00)
LNR 804	DA	Add funds for Statewide Trails Program - 2nd priority	A				600,000										
LNR 804	DA	Add funds for Game Related Program Statewide	A				400,000										
LNR 804	DA	Add two (2) positions and funds for DOFAW Admin; Trails Specialist IV, SR 22 & Abstractor X, SR 23	A			2.00	53,694			-	-						
LNR 804	DA	Change MOF from "N" to "A" to primarily reflect the duties of the position for Office Assistant III, #120863 SR 08: Salary, \$30,240; Fringe Benefit, \$18,144 (60%)	N			(1.00)	(48,384)										
LNR 804	DA	Change MOF from "N" to "A" to primarily reflect the duties of the position for Office Assistant III, #120863, SR 08	A			1.00	30,240										
LNR 804	DA	Change MOF from "B" to "A" due to lack of funds for the following 3 positions: General Laborer I, #116968, BC 02; Forestry and Wildlife Worker II, #116967, BC05; Forestry and Wildlife Tech IV, #52386, SR 13; Fringe Benefit, \$77,630 (60%)	B			(3.00)	(207,014)			(3.00)	(207,014)					(3.00)	(207,014)
LNR 804	DA	Change MOF from "B" to "A" due to lack of funds for the following 3 positions: General Laborer I, #116968, BC 02; Forestry and Wildlife Worker II, #116967, BC05; Forestry and Wildlife Tech IV, #52386, SR 13	A			3.00	129,384			3.00	129,384					3.00	129,384
LNR 804	DA	Change MOF from "N" to "A" to accurately reflect the duties of the following 4 positions: Forestry and Wildlife Worker III, #122272, WS05; Forestry and Wildlife Worker II, #121641 & #121642, BC 05; Forestry and Wildlife Technician V, SR #122330, SR15; Fringe Benefit - \$74,434 (60%)	N			(4.00)	(294,950)										
LNR 804	DA	Change MOF from "N" to "A" to accurately reflect the duties of the following 4 positions: Forestry and Wildlife Worker III, #122272, WS05; Forestry and Wildlife Worker II, #121641 & #121642, BC 05; Forestry and Wildlife Technician V, SR #122330, SR15	A			4.00	184,344										

Department of Land and Natural Resources
Budget Decisions

Prog ID	Sub-Org	Description of Request	MOF	Initial Department Requests				Budget and Finance Recommendations				Governor's Decision				
				FY20		FY21		FY20		FY21		FY20		FY21		
COMMISSION ON WATER RESOURCE MANAGEMENT (CWRM)																
LNR 404	GC	Add two (2) positions and funds for 1 Geologist II and 1 Engineering Technician VI, \$57,768; office equipment, \$6,000; and travel expenses, \$2,000, for Abandoned Well Program in the Commission on Water Resource Management	A			2.00		65,768								
DIVISION OF CONSERVATION & RESOURCES ENFORCEMENT (DOCARE)																
LNR 405	HA	Add funds to support sustained law enforcement and security operations at Mauna Kea: Overtime and other payroll costs, \$900,000; Other expenses, \$500,000; Equipment, \$100,000.	A					1,500,000								
LNR 405	HA	Add one position for Program Specialist V and funds for the personal services, \$29,808, and operational costs, \$25,000, to provide research, prosecutorial support, and program implementation to the Division of Conservation and Resources Enforcement.	A			1.00		54,808								
LNR 405	HA	Add funds for the purchase of ten (10) new trucks to support the Division of Conservation and Resources Enforcement field efforts.	A					600,000								
LNR 405	HA	Public Safety Operational Requirements	A											3,200,000		5,500,000
STATE HISTORIC PRESERVATION DIVISION (SHPD)																
LNR 802	HP	Add funds for digitization of records	A					100,000					100,000			100,000
LNR 802	HP	Add position and funds for one Assistant Administrator position, \$46,050	A			1.00		46,050								
LNR 802	HP	Add funds to support increase in SHPD's other operating expenses	A					145,000					75,000			75,000
LNR 802	HP	Add one (1) position and funds for one Education Outreach Coordinator position, \$29,808	A			1.00		29,808								
DIVISION OF STATE PARKS (PARKS)																
LNR 806	FA	Add general funds to cover current increases in lifeguard contracts	A					2,100,000					2,100,000			2,100,000
LNR 806	FA	Add general funds to cover FY 21 increase in lifeguard contracts	A					2,900,000								
LNR 806	FA	Add five (5) new vehicles and funds to maintain and enhance State parks operations and emergency response	A					225,000								
LNR 806	FA	Add five (5) new equipment and funds to maintain and enhance State parks operations and emergency response	A					500,000								
LNR 806	FI	Special Fund ceiling increase due to fee increases	B					2,000,000					2,000,000			2,000,000
LNR 806	FI	Add two (2) new positions and funds to maintain and enhance State parks operations and emergency response	B			2.00		63,303			2.00				2.00	63,303

Department of Land and Natural Resources
Budget Decisions

Prog ID	Sub-Org	Description of Request	MOF	Initial Department Requests				Budget and Finance Recommendations				Governor's Decision			
				FY20	FY21	FY20	FY21	FY20	FY21	FY20	FY21				
LNR ADMINISTRATION (ADMIN)															
LNR 906	AA	Add positions and funds for one (1) Accountant IV position (\$26,478) to assist Fiscal's Budget section and one (1) Account Clerk IV position (\$18,366) for Payroll Section.	A		2.00	44,844		-							
LNR 906	AA	Add funds for existing positions: 1) positions were filled at higher salaries; 2) allow funding to reallocate existing positions in anticipation of delegation of recruitment activities	A			29,904									
LNR 906	AA	Add funds for other operating expenditures (\$100,000) per provisions from Act 140, SLH 2018 (KIRC)	A			100,000					100,000				100,000
LNR 906	AA	Decrease Trust Fund ceiling.	T			(1,277)					(1,277)				(1,277)
LNR 906	AA	Additional operating funds for health and safety management of Kaho'olawe Base Camp and KIRC Landing Craft	A			500,000									
LNR 906	AA	Add position and funds for the personal services of one (1) Kaho'olawe Island Reserve Specialist III to support the Kaho'olawe Island Reserve Commission's boat operations and logistics program. FY21: \$35,000	A		1.00	17,500		-							
LNR 906	AA	Change MOF from Federal Funds (N) to General Funds (A) for Accountant positions #120594 (FTE .75, \$42,993) and #110303 (FTE 1.00, \$57,324); Fringe: \$60,191.	N		(1.75)	(160,508)		-							
LNR 906	AA	Change MOF from Federal Funds (N) to General Funds (A) for Accountant positions #120594 (FTE .75, \$42,993) and #110303 (FTE 1.00, \$57,324); Fringe: \$60,191.	A		1.75	100,317		-							

Department of Land and Natural Resources
Proposed Budget Reductions

Table 5

Prog ID	Sub-Org	Description of Reduction	Impact of Reduction	MOF	FY20			FY21			FY19
					Pos (P)	Pos (T)	\$\$\$\$	Pos (P)	Pos (T)	\$\$\$\$	Restriction (Y/N)
LNR 401	CA	Federal Fund Ceiling Adjustment	No impact as boat shelter at the Wailoa facility could not be constructed in a tsunami zone.	N						\$ (191,073)	N
LNR 401	CA	Federal Fund Ceiling Adjustment	No impact as funds were for multi-year grants received last fiscal year and this year.	P						\$ (2,889,217)	N
LNR 404	GC	Federal Fund Ceiling Adjustment	No impact. The ceiling adjustment is not needed in FY21 due to the completion of technical assistance and training for water auditing in FY20.	N						\$ (150,000)	N
LNR 407	NA	Federal Fund Ceiling Adjustment	To date, no significant impact	P						\$ (202,505)	
LNR 805	CB	Federal Fund Ceiling Adjustment	No impact as this ceiling decrease is due to last year's legislature providing general funds for three neighbor island aquatic biologist III position located on Kauai, Maui, and Kona on Hawaii Island.	N						\$ (200,000)	N
LNR 401	CA	Convert positions #122543 (Program Specialist V), #122712 (Planner IV) and #122714 (Program Specialist IV) from temporary to permanent status	This conversion is needed as the Division has had difficulty filing and keeping these positions filled due to the low salary scale and the positions temporary status.	A					(3.00)		N
LNR 172	DA	Convert from Temporary to Permanent Forestry and Wildlife Worker II, #119078	To retain adequate staffing to ensure continued conservation actions in the Department's forest reserves, natural areas, watersheds, and for the protection of threatened and endangered species.	A					(1.00)		N
LNR 407	NA	Convert three (3) positions from temporary to permanent: Natural Area Reserves Specialist IV, #121718; Planner V, #121976, #121624, Forestry and Wildlife Tech. V	To retain adequate staffing to ensure continued conservation actions in the Department's forest reserves, natural areas, watersheds, and for the protection of threatened and endangered species.	A					(3.00)		N
LNR 804	DA	Convert eight (8) positions from Temporary to Permanent: Position #121641, #121642, #120324, #120325, #120332, #120730, #121490, #120863	To retain adequate staffing to ensure continued conservation actions in the Department's forest reserves, natural areas, watersheds, and for the protection of threatened and endangered species.	N					(8.00)		N
LNR 804	DA	Change MOF from "B" to "A" due to lack of funds for the following 3 positions: General Laborer I, #116968, BC 02; Forestry and Wildlife Worker II, #116967, BC05 ; Forestry and Wildlife Tech IV, #52386, SR 13; Fringe Benefit, \$77,630 (60%)	Addresses critical funding shortfalls.	B				(3.00)		\$ (207,014)	N
LNR 906	AA	Decrease Trust Fund ceiling.	Trust Fund ceiling is no longer needed, no more budgeted position under the Trust Fund.	T						\$ (1,277)	N
								(3.00)	(15.00)	\$ (3,841,086)	

Department of Land and Natural Resources
Proposed Budget Reductions

Table 5

<u>Prog ID</u>	<u>Sub-Org</u>	<u>Description of Reduction</u>	<u>Impact of Reduction</u>	<u>MOF</u>	<u>Pos (P)</u>	<u>Pos (T)</u>	<u>\$\$\$\$</u>	<u>Pos (P)</u>	<u>Pos (T)</u>	<u>\$\$\$\$</u>	<u>Restriction (Y/N)</u>
			Total by MOF								
				A				-	(7.00)	\$ -	
				B				(3.00)	-	\$ (207,014)	
				N				-	(8.00)	\$ (541,073)	
				P				-	-	\$ (3,091,722)	
				T				-	-	\$ (1,277)	
								(3.00)	(15.00)	\$ (3,841,086)	

Department of Land and Natural Resources
Proposed Budget Additions

Table 6

<u>Prog ID</u>	<u>Sub-Org</u>	<u>Addition Type</u>	<u>Prog ID Priority</u>	<u>Dept-Wide Priority</u>	<u>Description of Addition</u>	<u>Justification</u>	<u>MOF</u>	<u>Pos (P)</u>	<u>Pos (T)</u>	<u>\$\$\$</u>	<u>Pos (P)</u>	<u>Pos (T)</u>	<u>\$\$\$</u>
LNR 172	DA	FA	3	1	Federal Fund Ceiling Adjustment	Federal fund ceiling adjustment for anticipated federal funds	P						\$ 57,099
LNR 402	DA	FA	3	3a	Federal Fund Ceiling Adjustment	Federal fund ceiling adjustment for anticipated federal funds	N						\$ 147,053
LNR 402	DA	FA	3	3a	Federal Fund Ceiling Adjustment	Federal fund ceiling adjustment for anticipated federal funds	P						\$ 154,610
LNR 802	HP	FA	3	6	Federal Fund Ceiling Adjustment	Federal fund ceiling adjustment for anticipated federal funds	N						\$ 6,155
LNR 806	FA	FA	4	8	Federal Fund Ceiling Adjustment	Adjustment increase for new grants for FY21 - SCORP \$150,000 and Honolulu Playground \$500,000	P						\$ 650,000
LNR 101	EA	OR	1	20	Special Fund ceiling increase for Special Land Development Fund (SLDF) to support current and future Land Division projects.	\$3 Million ceiling increase the Special Land and Development Fund to pay construction/ renovation costs for the new Hawaii District Land Office and support other current and future Land Division projects such as digitization of land records. The current office space available to HDLO is inadequate for its needs. By district, HDLO is responsible for the management of the largest unencumbered land area. Additionally, HDLO personnel has expanded to currently have the most staff members of any district land office. Land Division approached the Department of Accounting and General Services to inquire as to whether additional space in a State facility was available, and the response was negative. Plans and specifications for renovation of an existing structure have been substantially completed, so deferral of the project would result in no return on those expenditures. Additionally, the lack of needed additional space would impact HDLO's ability to effectively resolve priority issues facing the division.	B						\$ 3,000,000
LNR 101	EA	OR	4	21	Special Fund ceiling increase for Special Land Development Fund (SLDF) to expend for current and future DLNR public trust priorities	Additional \$3 Million Special Fund ceiling increase for Special Land Development Fund (SLDF) to expend for current and future DLNR public trust priorities.	B						\$ 3,000,000

Department of Land and Natural Resources
Proposed Budget Additions

Table 6

<u>Prog ID</u>	<u>Sub-Org</u>	<u>Addition Type</u>	<u>Prog ID Priority</u>	<u>Dept- Wide Priority</u>	<u>Description of Addition</u>	<u>Justification</u>	<u>MOF</u>	<u>Pos (P)</u>	<u>Pos (T)</u>	<u>\$\$\$</u>	<u>Pos (P)</u>	<u>Pos (T)</u>	<u>\$\$\$</u>
LNR 101	EA	OR	3		Special Fund ceiling increase for Special Land Development Fund (SLDF) to expend for forest carbon sequestration for climate change mitigation , statewide.	The State of Hawaii's commitment to uphold the Paris Climate Accord and progressive move towards carbon neutrality by 2045 requires that we actively invest in reducing our emissions and mitigate greenhouse gases (primarily carbon dioxide - CO2). Trees are the most efficient methods for removing CO2 from the atmosphere. As trees grow, they capture CO2 and store carbon within their trunks, roots and in the soil. Investing in planting trees is one of the most effective ways to start mitigating our carbon footprint. The identified state reserves for this request are: on Hawaii Island - Hilo, Puuwaawaa, Honuaula, Mauna Kea, Puu Makaala, Laupahoehoe; on Oahu: Helemano, Ala Mahamoe, Waianae Kai; on Maui: Kahikinui, Na Kula; Kauai Na Pali Kona, Puu Ka Pele. These reserves contain degraded pasture or forest lands that, with new tree plantings, will increase carbon sequestration, and have space to hold additional trees. All of these lands are in need of replanting to bring them back to a functional, high quality watershed forest, and to sequester CO2 from the atmosphere to help offset global climate change. An estimated 1,500 acres will be planted with this request, and once the trees have grown and started capturing CO2, could be made available as carbon offsets, providing a revenue source for the state. The Department will	B						\$ 900,000

Department of Land and Natural Resources
Proposed Budget Additions

Table 6

<u>Prog ID</u>	<u>Sub-Org</u>	<u>Addition Type</u>	<u>Prog ID Priority</u>	<u>Dept- Wide Priority</u>	<u>Description of Addition</u>	<u>Justification</u>	<u>MOF</u>	<u>Pos (P)</u>	<u>Pos (T)</u>	<u>\$\$\$</u>	<u>Pos (P)</u>	<u>Pos (T)</u>	<u>\$\$\$</u>
LNR 101	EA	GI	2	22	Special Fund ceiling increase for Land Conservation Fund (LCF) to fully fund additional properties and complete Resource Land Acquisition Plan.	Ensuring strong protection of land and resources for future generations requires adequate funding to conserve land for watershed protection, coastal preservation, flood prevention, parks, habitat protection, cultural preservation, agricultural production, and open space and scenic resources. To help resolve critical problems of underinvestment in protecting our natural capital base, this request would raise the FY21 spending ceiling for the Land Conservation Fund to (1) fully fund the acquisition of four additional properties that the Legacy Land Conservation Commission recommended for FY21 grant awards (\$4,900,000), and(2) complete a Resource Land Acquisition Plan to guide the board of land and natural resources in acquiring properties for conservation purposes, as required by statute (\$200,000). The existing FY21 spending ceiling (\$5,124,348) is the same base funding received for all but one of fifteen program budget cycles, while the cost of land acquisition rose astronomically, resulting in severe erosion of program buying power. The Fund consistently receives \$6.8 million in annual revenue (as capped by the legislature) and has a healthy unencumbered cash balance in reserve.	B						\$ 5,100,000
LNR 401	CA	OR	1	26	Convert positions #122543 (Program Specialist V), #122712 (Planner IV) and #122714 (Program Specialist IV) from temporary to permanent status	This conversion is needed as the Division has had difficulty filing and keeping these positions filled due to the low salary scale and the positions temporary status.	A				3.00		
LNR 172	DA	OR	1	2	Re-establish (restore) Nursery Worker II , BC 05 for Kauai abolished by Act 005, SLH 2019	The position is needed to manage the operation of the two Kauai Plant Nurseries to produce plants for reforestation, afforestation, commercial plantation, windbreaks and soil erosion control projects for the Division of Forestry and Wildlife, private landowners and managers, and for government agencies. This position also supports management of a seed bank and other nursery facilities ensuring that high sanitation protocols are followed. This position works independently and with other branch staff professionals to support field projects on Kauai.	A				1.00		\$ 23,574

Department of Land and Natural Resources
Proposed Budget Additions

Table 6

<u>Prog ID</u>	<u>Sub-Org</u>	<u>Addition Type</u>	<u>Prog ID Priority</u>	<u>Dept-Wide Priority</u>	<u>Description of Addition</u>	<u>Justification</u>	<u>MOF</u>	<u>Pos (P)</u>	<u>Pos (T)</u>	<u>\$\$\$</u>	<u>Pos (P)</u>	<u>Pos (T)</u>	<u>\$\$\$</u>
LNR 172	DA	OR	2	27	Convert from Temporary to Permanent Forestry and Wildlife Worker II, #119078	Position#119078 is annually funded by General Fund and are given high priority in annual Departmental budget planning relating to this funding source as they need to maintain baseline management of the public natural resources. The position should be made permanent in order to retain adequate staffing to ensure continued conservation actions in the Department's forest reserves, natural areas, watersheds, and for the protection of threatened and endangered species.	A				1.00		
LNR 402	DA	OR	1	1	Re-establish (restore) three (3) positions abolished by Act 005, SLH 2019: (1) Wildlife Biologist, #122264; (1) Wildlife Biologist IV, #122306; (1) Forestry and Wildlife Technician IV, #122407	These positions are critical to the Statewide wildlife and fire protection programs yet were eliminated in the last legislative session as a trade-off for new positions that never materialized. They play a critical role in endangered species management in the state and provide broad support the native wildlife program.	A				3.00		\$ 74,652
LNR 402	DA	GI	2	8	Add funds for Rapid Ohia Death Response, Research and Outreach - 1st Priority	DLNR is the lead agency responding to Rapid Ohia Death statewide and supports much of the important research conducted by partner agencies such as USDA PBARC, US Forest Service, and the University of Hawaii. Research includes analyzing samples collected by survey crews, determining the most important causes of disease spread, survey and treatment tools, as well as developing disease resistant ohia. The Division is also working closely with federal and county-based organizations to survey ohia forests statewide and support response to new outbreaks as well as educate the public on how to prevent disease spread. All work is done in collaboration with the ROD science team.	A						\$ 700,000

Department of Land and Natural Resources
Proposed Budget Additions

Table 6

<u>Prog ID</u>	<u>Sub-Org</u>	<u>Addition Type</u>	<u>Prog ID Priority</u>	<u>Dept- Wide Priority</u>	<u>Description of Addition</u>	<u>Justification</u>	<u>MOF</u>	<u>Pos (P)</u>	<u>Pos (T)</u>	<u>\$\$\$</u>	<u>Pos (P)</u>	<u>Pos (T)</u>	<u>\$\$\$</u>
LNR 407	NA	OR	1	24	Add ceiling for the Natural Area Reserves Fund (S342) to expend funds generated by parking fee revenues to fund Natural area Reserve Improvement	Act 84, SLH 2015 ceased the conveyance tax deposits into the Natural Area Reserve Fund (S342), which was the primary funding source for S342. Act 119, SLH 2015 set the ceiling of the Natural Area Reserve Fund at \$0. While S342 is not able to access conveyance tax funds, other revenues are anticipated with a fee parking lot in Ahihi Kinau Natural Area Reserve on Maui which is estimated to begin operation in the second half of FY19 and generate \$180,000 for half a year's worth of revenues. Subsequent full years are estimated to generate \$360,000 per year. Increasing the spending ceiling to allow use of these revenues will allow the Department to fund the marine and coastal management of Ahihi Kinau as well as urgently needed invasive species removal in natural area reserves. This would allow revenues generated to go back to the improvement of the Reserve.	B						\$ 180,000
LNR 407	NA	OR	2	29	Convert three (3) positions from temporary to permanent: Natural Area Reserves Specialist IV, #121718; Planner V, #121976, #121624, Forestry and Wildlife Tech. V	These 3 FTE's in LNR 407 are annually funded by General Fund and are given high priority during annual Departmental budget planning relating to this funding source. These positions should be made permanent in order to retain adequate staffing to ensure continued conservation actions in natural areas, watersheds, and for the protection of threatened and endangered species.	A				3.00		
LNR 804	DA	OR	2	3	Re-establish (restore) abolished position from Act 053, SLH 2018 Wildlife Biologist IV, #120948	Restoring the position will assure game resources are adequately managed and hunting issues are handled quickly and efficiently on the Island of Hawaii. The West Hawaii District is one of the most vital districts for hunting in the state, and currently has no Wildlife Biologist IV to manage the game resource. This personnel shortage not only effects the island's ability to implement its game management plan, it also affects our ability to meet report deadlines set by our Federal and private cooperators. The burden of managing all the wildlife programs, including federal grants, has fallen on the District Wildlife Manager (WB V), therefore restoring this position is critical to ensure DOWFAW meets our mandate to manage Hawaii's wildlife resources held in trust for Hawaii's people, and meet all compliance with State and Federal laws.	A				1.00		\$ 26,478

Department of Land and Natural Resources
Proposed Budget Additions

Table 6

<u>Prog ID</u>	<u>Sub-Org</u>	<u>Addition Type</u>	<u>Prog ID Priority</u>	<u>Dept-Wide Priority</u>	<u>Description of Addition</u>	<u>Justification</u>	<u>MOF</u>	<u>Pos (P)</u>	<u>Pos (T)</u>	<u>\$\$\$</u>	<u>Pos (P)</u>	<u>Pos (T)</u>	<u>\$\$\$</u>
LNR 804	DA	OR	3	28	Convert eight (8) positions from Temporary to Permanent: Position #121641, #121642, #120324, #120325, #120332, #120730, #121490, #120863	These long-standing positions should be made permanent because their duties are necessary for long-term maintenance and protection of natural areas, watersheds, and threatened and endangered species. Conversions will reduce employee turnover by increasing the position's stability.	N				8.00		
LNR 804	DA	OR	1	48b	Change MOF from "B" to "A" due to lack of funds for the following 3 positions: General Laborer I, #116968, BC 02; Forestry and Wildlife Worker II, #116967, BC05 ; Forestry and Wildlife Tech IV, #52386, SR 13	DOFAW has a current statewide inventory of 128 trail and road features spanning approximately 855 miles. Due to budget and staffing limitations, maintenance standards concerning public safety and trail sustainability is hard pressed to keep up with, especially with the growing rate of visitor use. Currently the program has \$200,000+ shortfall on salaries, leaving no operational funding for Na Ala Hele. The additional funding request would not only address the salary shortfall but would provide operation funds for the program to meet the public demand. Funding would address deferred trail maintenance, trailhead parking projects within communities, the survey of historic trails, and placement and maintenance of signs and other infrastructure. The personnel MOF changes would allow for the diversification of how project funding could be allocated for further protection and expansion of legal access to trails and public rights-of-way for all users statewide. MOF changes would allow general funded positions to be leveraged as matching funds for the Federal Recreation and Trails Program along with other grants opportunities.	A				3.00		\$ 129,384
LNR 405	HA	HS	1		Public Safety Operational Requirements	To mitigate potential impact to General Fund budget due to increase in expenditures related to overtime & cost differentials, travel & lodging, equipment, and other operational costs.	A			\$ 3,200,000			\$ 5,500,000
LNR 802	HP	OR	1	10	Add funds for digitization of records		A						\$ 100,000
LNR 802	HP	OR	2	12	Add funds to support increase in SHPD's other operating expenses		A						\$ 75,000

Department of Land and Natural Resources
Proposed Budget Additions

Table 6

<u>Prog ID</u>	<u>Sub-Org</u>	<u>Addition Type</u>	<u>Prog ID Priority</u>	<u>Dept-Wide Priority</u>	<u>Description of Addition</u>	<u>Justification</u>	<u>MOF</u>	<u>Pos (P)</u>	<u>Pos (T)</u>	<u>\$\$\$</u>	<u>Pos (P)</u>	<u>Pos (T)</u>	<u>\$\$\$</u>
LNR 806	FA	HS	1	17	Add general funds to cover current increases in lifeguard contracts	The increase in state parks general funds will provide the Division with additional funding to continue to provide necessary lifeguard services for public safety. The increase will cover current increase in contracts to maintain current level of skilled county water safety presence in select state beach parks in critical need due to increasing tourism and beach patronage and possible increase in salary costs.	A						\$ 2,100,000
LNR 806	FI	OR	2	23	Special Fund ceiling increase due to fee increases	The state parks special fund increase will be needed for anticipated increase in parking, entry and camping and lodging fees at designated park units.	B						\$ 2,000,000
LNR 806	FI	HS	3	25	Add two (2) new positions and funds to maintain and enhance State parks operations and emergency response	The positions requested would have a positive impact on improving the quality of the park experience and safety for resident and out of state visitors along with state programs/agencies within the Diamond Head State Monument such as HiEMA.	B				2.00		\$ 63,303
LNR 906	AA	SY	1	19	Add funds for other operating expenditures (\$100,000) per provisions from Act 140, SLH 2018 (KIRC)	1.Additional funds for FY21 is for a continuation of funds established in Act 113 to continue for FY21. The funds will be used to support native plant materials for on-island planting, restoration supplies and materials including irrigation and water collection systems as well and transportation and logistics to move materials and supplies to Kaho'olawe.	A						\$ 100,000
								-	-	\$ 3,200,000	25.00	-	\$ 24,087,308
						Total by MOF							
							A	-	-	\$ 3,200,000	15.00	-	\$ 8,829,088
							B	-	-	\$ -	2.00	-	\$ 14,243,303
							N	-	-	\$ -	8.00	-	\$ 153,208
							P	-	-	\$ -	-	-	\$ 861,709
							T	-	-	\$ -	-	-	\$ -
								-	-	\$ 3,200,000	25.00	-	\$ 24,087,308

Department of Land and Natural Resources
 FB 2017 - 2020 Restrictions

Table 7

<u>Fiscal Year</u>	<u>Prog ID</u>	<u>Sub-Org</u>	<u>MOF</u>	<u>Budgeted by Dept</u>	<u>Restriction</u>	<u>Difference Between Budgeted & Restricted</u>	<u>Percent Difference</u>	<u>Impact</u>
FY 17 Amended								
FY17	LNR 101	EA	A	90,000	3,849	86,151	95.72%	No negative impact. MOF changed to special land and development funds.
FY17	LNR 141	GA	A	213,901	9,148	204,753	95.72%	LNR141 program exercised general cost cutting measures to minimize general fund expenditures.
FY17	LNR 153	CB	A	768,949	32,886	736,063	95.72%	Non-essential repairs/maintenance to facilities at the Anuenue Fisheries Research Center on Sand Island, Oahu were delayed.
FY17	LNR 172	DA	A	623,301	-	623,301	100.00%	
FY17	LNR 401	CA	A	2,054,389	103,017	1,951,372	94.99%	Match requirements to federal grants were more difficult to obtain and some federal funds could not be used.
FY17	LNR 402	DA	A	5,564,991	108,178	5,456,813	98.06%	Operating expenditure reduction included management of endangered wildlife at Kawainui on Oahu, Puu Waawaa Forest Reserve and Wildlife Sanctuary on Hawaii, Mana Plains management on Kauai, and Kanaha ponds on Maui; the Nene recovery and management plan and base operations for district wildlife biologists across the state; and invasive species detection and control; all of which impacted the required state match on Federal Grants.
FY17	LNR 404	GC	A	3,938,689	314,037	3,624,652	92.03%	While the Commission on Water Resource Management has actively pursued filling its vacancies, the inability to find qualified and suitable candidates has hampered this effort and resulted in payroll savings which are being used to meet the imposed 5% general fund restriction. The inability to fill positions has resulted in: (1) Delays in implementing interim instream flow standards in multiple Maui streams; (2) Delays in analysis and processing existing and new surface water use permit applications; (3) Delays in analysis and processing of applications and reports for water use permits in designated water management areas, statewide ground and surface water use reporting, stream channel alterations, stream diversion works, well and pump completions reports; (4) Cutting back or deferring complex hydrologic studies and investigations; (5) Reduced capacity to implement and enforce water use reporting program; (6) Diminished response and resolution of citizen complaints/disputes.
FY17	LNR 405	HA	A	7,897,016	337,736	7,559,280	95.72%	Reduced operational funds available to provide necessary equipment; limited operations; and restricted maintenance.
FY17	LNR 407	NA	A	922,716	-	922,716	100.00%	
FY17	LNR 801	CH	A	594,256	25,415	568,841	95.72%	No significant impact.
FY17	LNR 802	HP	A	1,620,986	84,326	1,536,660	94.80%	SHPD was required to reprogram vacancy savings to cover operating expenses. Non-personnel expenses exceeded budget even prior to restriction.
FY17	LNR 804	DA	A	1,461,155	47,334	1,413,821	96.76%	Operating cuts impacted the required state match on most federally funded projects such as the Recreational Trails Program and the Game Management Grant, and limited the department's ability to implement much needed trail improvement projects, maintain public safety, and expand recreational opportunities. The restriction also exacerbated the payroll short-fall, which was already below the annual liability.
FY17	LNR 805	CB	A	835,539	52,734	782,805	93.69%	Matched requirements to federal grants were more difficult to obtain and some federal funds could not be used.
FY17	LNR 806	FA	A	5,313,044	227,226	5,085,818	95.72%	State Parks reserved the equivalent of the restricted funds from the non-payroll allotment to cover payroll expenses.
FY17	LNR 906	AA	A	2,667,766	113,154	2,554,612	95.76%	Cost cutting on other operating expenses was implemented to meet restriction.
	T O T A L			34,566,698	1,459,040	33,107,658	95.78%	
FY 18 Amended								
FY18	LNR 101	EA	A	97,250	2,262	94,988	97.67%	No negative impact. MOF changed to special land and development funds.
FY18	LNR 141	GA	A	2,169,355	50,454	2,118,901	97.67%	Increased in LNR141 general funds due to the switch of funding for 21.5 CIP staff positions from the CIP to operating budget. Program continued to exercise general cost cutting wherever possible.

Department of Land and Natural Resources
 FB 2017 - 2020 Restrictions

Table 7

<u>Fiscal Year</u>	<u>Prog ID</u>	<u>Sub-Org</u>	<u>MOF</u>	<u>Budgeted by Dept</u>	<u>Restriction</u>	<u>Difference Between Budgeted & Restricted</u>	<u>Percent Difference</u>	<u>Impact</u>
FY18	LNR 153	CB	A	813,472	18,919	794,553	97.67%	A few non-essential repairs/maintenance to facilities at the Anuenue Fisheries Research Center on Sand Island, Oahu were delayed.
FY18	LNR 172	DA	A	3,682,786	80,403	3,602,383	97.82%	Reduced ability to provide matching funds for federal grants/reduction of operational funds, reduced capacity to keep long-term projects going (fencing, tree planting, road maintenance), and reduced ability to maintain emergency response capacity to wild fires, post-hurricane and tsunami response.
FY18	LNR 401	CA	A	2,236,556	50,893	2,185,663	97.72%	Some match requirements to federal grants were more difficult to obtain and some federal funds could not be used.
FY18	LNR 402	DA	A	14,368,812	318,714	14,050,098	97.78%	Primary operating expenditures reduced includes management of state wildlife sanctuaries at Kawaiui Marsh in Oahu, Puu Waawaa on Hawaii, Mana Plains on Kauai and Kanaha ponds on Maui; the Nene recovery and management plan and base operations for district wildlife biologists across the state, which all impacted the required state match on Federal Grants. Invasive Species projects were also reduced.
FY18	LNR 404	GC	A	2,559,371	59,525	2,499,846	97.67%	While the Commission on Water Resource Management has actively pursued filling vacancies, inability to find qualified and suitable candidates has hampered this effort and resulted in payroll savings which are being applied to meet the imposed 5% general fund restriction and 5% general fund contingency restriction. The effect of not filling positions has resulted in: (1) Delays in implementing interim instream flow standards in multiple Maui streams; (2) Delays in analysis and processing existing and new surface water use permit applications; (3) Delays in analysis and processing of applications and reports for water use permits in designated water management areas, statewide surface water use reporting, stream channel alterations, stream diversion works; (4) Cutting back or deferring complex hydrologic studies and investigations; (5) Diminished response and resolution of citizen complaints/disputes.
FY18	LNR 405	HA	A	8,422,817	195,895	8,226,922	97.67%	Reduced operational funds available to provide necessary equipment; limited operations; and restricted maintenance.
FY18	LNR 407	NA	A	8,458,700	196,729	8,261,971	97.67%	The restriction reduced maintenance of capital improvement project investments and long-term projects focusing on fresh water, reduce greenhouse gas emissions, flood mitigation, erosion, wildfires and threatened and endangered species.
FY18	LNR 801	CH	A	621,987	14,466	607,521	97.67%	No significant impact.
FY18	LNR 802	HP	A	2,084,310	48,476	2,035,834	97.67%	Restricted SHPD's ability to pay operating expenses. Resolved by reprogramming vacancy savings.
FY18	LNR 804	DA	A	1,570,467	36,525	1,533,942	97.67%	The restriction meant cuts to the already critically underfunded outdoor recreation program. Operating cuts reduced funds available for state match on federally funded projects such as the Recreational Trails Program and the Game Management Grant, and limited the department's ability to implement much needed trail improvement projects, maintain public safety, and expand recreational opportunities. The payroll short-fall in LNR 804 required reclass of operating funds, which limited the LNR's ability to cover the 4th quarter of the Fiscal Year.
FY18	LNR 805	CB	A	814,224	18,937	795,287	97.67%	Some match requirements to federal grants were more difficult to obtain and some federal funds could not be used.
FY18	LNR 806	FA	A	5,858,422	133,003	5,725,419	97.73%	State Parks requested approval for release of the 10% reduction to cover the increase costs for lifeguard contracts with the 4 counties that was an unanticipated budget expense.
FY18	LNR 906	AA	A	3,635,396	84,551	3,550,845	97.67%	Cost cutting on other operating expenses was implemented to meet restriction.
	T O T A L			57,393,925	1,309,752	56,084,173	97.72%	
FY 19 Amended								
FY19	LNR 141	GA	A	2,619,355	500,884	2,118,471	80.88%	LNR 141 program had increased vacancies due to staff departure (retirements and/or transfer). Ongoing recruitment for all program vacancies experienced difficulty in filling vacancies due to historically low unemployment levels and attractive salaries in the private sector. Program continued to exercise general cost cutting wherever possible.
FY19	LNR 153	CB	A	813,472	68,032	745,440	91.64%	Non-essential and a few essential repairs/maintenance to facilities at the Anuenue Fisheries Research Center were delayed.

Department of Land and Natural Resources
 FB 2017 - 2020 Restrictions

Table 7

<u>Fiscal Year</u>	<u>Prog ID</u>	<u>Sub-Org</u>	<u>MOF</u>	<u>Budgeted by Dept</u>	<u>Restriction</u>	<u>Difference Between Budgeted & Restricted</u>	<u>Percent Difference</u>	<u>Impact</u>
FY19	LNR 172	DA	A	3,752,201	158,425	3,593,776	95.78%	Reduction in already limited operational funds reduced ability to provide matching funds for federal grants, reduced capacity for forest reserve management, and reduced ability to maintain emergency response capacity to wild fires, hurricanes and tsunamis.
FY19	LNR 401	CA	A	2,897,080	128,696	2,768,384	95.56%	Match requirements for federal grants were very difficult to obtain and some federal funds could not be used.
FY19	LNR 402	DA	A	15,223,416	-	15,223,416	100.00%	
FY19	LNR 404	GC	A	2,559,371	279,657	2,279,714	89.07%	While the Commission on Water Resource Management has actively pursued filling vacancies, inability to find qualified and suitable candidates has hampered this effort and resulted in payroll savings which are being applied to meet the imposed 5% general fund restriction and 5% general fund contingency restriction. The effect of not filling positions has resulted in: (1) Delays in implementing interim instream flow standards in multiple Maui streams; (2) Delays in analysis and processing existing and new surface water use permit applications; (3) Delays in analysis and processing of applications and reports for water use permits in designated water management areas, statewide surface water use reporting, stream channel alterations, stream diversion works; (4) Cutting back or deferring complex hydrologic studies and investigations; (5) Diminished response and resolution of citizen complaints/disputes.
FY19	LNR 405	HA	A	9,955,151	749,812	9,205,339	92.47%	Reduced operational funds available to provide necessary equipment; limited operations; and restricted maintenance.
FY19	LNR 407	NA	A	8,380,472	106,193	8,274,279	98.73%	The restriction reduced maintenance of capital improvement project investments and long-term projects focusing on fresh water, reduced greenhouse gas emissions, flood mitigation, erosion, wildfires and threatened and endangered species.
FY19	LNR 801	CH	A	621,987	29,079	592,908	95.32%	No significant impact.
FY19	LNR 802	HP	A	2,522,279	225,223	2,297,056	91.07%	Severely restricted SHPD's ability to pay non-personnel operating costs. Resolved through reprogramming vacancy savings.
FY19	LNR 804	DA	A	1,570,467	-	1,570,467	100.00%	
FY19	LNR 805	CB	A	933,696	63,653	870,043	93.18%	Match requirements to federal grants were more difficult to obtain and some federal funds could not be used.
FY19	LNR 806	FA	A	5,917,242	347,260	5,569,982	94.13%	The April 2018 floods that caused the closure of both Ha'ena and Napali Coast State Wilderness Park resulted in an approximately \$450,000 loss of special fund income used for park operations. In addition to those impacts, there was also the additional closure of Nuuanu Pali State Wayside. These fiscal impacts, in addition to the proposed restrictions and augmented by the rising cost of lifeguard contracts and other operational costs, further reduced the capacity of DSP in providing quality maintenance of Statewide park units for both residents and visitors.
FY19	LNR 906	AA	A	3,820,252	191,606	3,628,646	94.98%	Cost cutting on other operating expenses was implemented to meet restriction. If possible and when necessary, funds from other division/programs were tapped to cover expenses.
	TOTAL			61,586,441	2,848,520	58,737,921	95.37%	
FY 20								
FY20	LNR 101	EA	A	205,000	19,252	185,748	90.61%	Would have to decrease the implementation of the Climate Commission's priorities by about 10%
FY20	LNR 141	GA	A	2,781,113	261,192	2,519,921	90.61%	LNR 141 program was successful in filling several vacancies and continues recruitment for several positions; low unemployment continues to be a factor in filling all vacancies due to a lack of interested and qualified candidates. Program continues to exercise general cost cutting wherever possible.
FY20	LNR 153	CB	A	845,514	79,408	766,106	90.61%	Non-essential and essential repairs/maintenance to facilities at the Anuenue Fisheries Research Center were delayed.
FY20	LNR 172	DA	A	3,566,192	334,922	3,231,270	90.61%	Reduction in already limited operational funds reduces ability to appropriately manage Hawaii's forest reserves, equal to approx. 680,000 acres. This also limits the Department's ability to invest in potential revenue generating activities, such as planting trees for commercial production or for climate change mitigation such as carbon sequestration.

Department of Land and Natural Resources
 FB 2017 - 2020 Restrictions

Table 7

<u>Fiscal Year</u>	<u>Prog ID</u>	<u>Sub-Org</u>	<u>MOF</u>	<u>Budgeted by Dept</u>	<u>Restriction</u>	<u>Difference Between Budgeted & Restricted</u>	<u>Percent Difference</u>	<u>Impact</u>
FY20	LNR 401	CA	A	2,492,890	258,352	2,234,538	89.64%	Funds allotted in FY20 4th quarter may possibly be tapped to cover payments of invoices in previous quarters, and certain match requirements may not be met.
FY20	LNR 402	DA	A	15,779,456	1,481,942	14,297,514	90.61%	This restriction reduces an already limited operational budget. Reduction of primary operating expenditures affects our management of critically threatened and endangered wildlife such as the Snail Extinction Prevention Program; state wildlife sanctuaries such as Kure Atoll and Kawainui Marsh on Oahu, Puu Waawaa on Hawaii, Mana Plains on Kauai and Kanaha Pond on Maui; Nene and Hawaiian forest bird recovery; and base operations for district wildlife biologists across the state, and reduces funds available for required State match on Federal Grants. Invasive Species mitigation projects would also be impacted with this reduction.
FY20	LNR 404	GC	A	3,323,222	287,874	3,035,348	91.34%	The Commission on Water Resource Management has actively pursued filling vacancies. However, inability to find qualified and suitable candidates has hampered this effort. In addition, the Commission is in the process of establishing 3 new positions that were approved last legislative session. This has resulted in payroll savings which are being applied to meet the imposed 5% general fund restriction and 5% general fund contingency restriction. The effect of not filling positions has resulted in: (1) Delays in implementing interim instream flow standards in multiple Maui streams; (2) Delays in analysis and processing existing and new surface water use permit applications; (3) Delays in analysis and processing of applications and reports for water use permits in designated water management areas, statewide surface water use reporting, stream channel alterations, stream diversion works; (4) Cutting back or deferring complex hydrologic studies and investigations; (5) Diminished response and resolution of citizen complaints/disputes.
FY20	LNR 405	HA	A	10,957,051	1,029,042	9,928,009	90.61%	Reducing operational funds available to provide necessary equipment, limiting operations, and restricting maintenance.
FY20	LNR 407	NA	A	8,501,978	798,470	7,703,508	90.61%	The restriction causes deferral and cancellation of key operation and maintenance activities. This reduces the effectiveness of long-term project implementation; diminishes our returns on investment in capital improvements; and limits our accomplishments in conserving water supplies, reducing greenhouse gas emissions, mitigating flood impacts, preventing and managing erosion and wildfires, and fostering the recovery of threatened and endangered species. For example, this restriction exacerbated the loss of federal funding (Fish & Wildlife Service) for our Plant Extinction Prevention Program, which decreased to half of FY16 levels. Support staff contracted through UH/RCUH had to be let go, losing decades of conservation expertise. There are over 400 threatened and endangered plants in Hawaii and threats to these species are rising as the manpower to restore these species declines. This restriction also prevented us from purchasing replacements for vehicles that were damaged in collisions or are too old for cost-effective repairs. Without these vehicles, staff cannot mobilize efficiently to their work sites, and overall productivity decreases for many native ecosystem conservation tasks.
FY20	LNR 801	CH	A	641,944	60,288	581,656	90.61%	No significant impact.
FY20	LNR 802	HP	A	2,564,800	240,874	2,323,926	90.61%	Severely restricts SHPD's capacity to pay non-personnel cost. SHPD has to reprogram vacancy savings to cover operating expenses
FY20	LNR 804	DA	A	1,867,235	175,362	1,691,873	90.61%	The restriction further restricts the already critically underfunded outdoor recreation program. Operating cuts reduce funds available for state match on federally funded projects such as the Recreational Trails Program and the Game Management Grant, and limit the department's ability to implement much needed trail improvement projects, maintain public safety, and expand recreational opportunities. The existing payroll short-fall in LNR 804 also requires reclass of operating funds, limiting the LNR's ability to cover the 4th quarter of the Fiscal Year.
FY20	LNR 805	CB	A	1,095,524	102,886	992,638	90.61%	Match requirements for federal grants were very difficult to obtain and some federal funds could not be used.
FY20	LNR 806	FA	A	6,764,914	635,334	6,129,580	90.61%	State Parks is requesting an increase in general funds of \$2,100,000 to cover life guard contract increases due to actual increase of salary costs and operating hours. If not approved, then a request for approval for release of the 10% reduction to cover these costs for lifeguard contracts would address a possible budget and payroll shortfall.

Department of Land and Natural Resources
 FB 2017 - 2020 Restrictions

Table 7

<u>Fiscal Year</u>	<u>Prog ID</u>	<u>Sub-Org</u>	<u>MOF</u>	<u>Budgeted by Dept</u>	<u>Restriction</u>	<u>Difference Between Budgeted & Restricted</u>	<u>Percent Difference</u>	<u>Impact</u>
FY20	LNR 906	AA	A	4,358,352	409,320	3,949,032	90.61%	The funds are critically needed to support on-island operations and support functions for the safety and general welfare of all on-island workers, KIRC staff and public.
	TOTAL			65,745,185	6,174,518	59,570,667	90.61%	

Department of Land and Natural Resources
 Emergency Appropriation Requests

Table 8

<u>Prog ID</u>	<u>Description of Request</u>	<u>Explanation of Request</u>	<u>MOE</u>	<u>Pos (P)</u>	<u>Pos (T)</u>	<u>\$\$\$</u>
None						

Department of Land and Natural Resources
Expenditures Exceeding Appropriation Ceilings in FY19 and FY20

Table 9

<u>Prog ID</u>	<u>MOF</u>	<u>Date</u>	<u>Appropriation</u>	<u>Amount Exceeding Appropriation</u>	<u>Percent Exceeded</u>	<u>Reason for Exceeding Ceiling</u>	<u>Legal Authority</u>	<u>Recurring (Y/N)</u>	<u>GF Impact (Y/N)</u>
None									

Department of Land and Natural Resources
 Intradepartmental Transfers in FY19 and FY20

Table 10

<u>Actual or Anticipated Date of Transfer</u>	<u>MOF</u>	<u>Pos (P)</u>	<u>Pos (T)</u>	<u>\$\$\$</u>	<u>From Prog ID</u>	<u>Percent of Program ID Appropriation Transferred From</u>	<u>To Prog ID</u>	<u>Percent of Receiving Program ID Appropriation</u>	<u>Reason for Transfer</u>	<u>Recurring (Y/N)</u>
Transfer of Positions:										
7/1/2018	B	120503		\$ 57,204	LNR101EA	100.0%	LNR906AA	100.0%	Act 53, SLH 2018	N
7/1/2019	N	110303		\$ 59,448	LNR402DA	100.0%	LNR906AA	100.0%	Act 5, SLH 2019	N
7/1/2019	A	118265		\$ 53,364	LNR407NA	100.0%	LNR906AA	100.0%	Act 5, SLH 2019	N
7/1/2019	A	120594		\$ 12,693	LNR401CA	25.0%	LNR906AA	25.0%	Act 5, SLH 2019	N
7/1/2019	N	120594		\$ 38,079	LNR401CA	75.0%	LNR906AA	75.0%	Act 5, SLH 2019	N
10/17/2019	B	50939		\$ 48,000	LNR801CH	100.0%	LNR906AA	100.0%	Act 5, SLH 2019	N
										N
	A	52375		\$ 46,140	LNR405HA	100.0%	LNR906AA	100.0%	Act 5, SLH 2019	N
	A	12969		\$ 36,468	LNR806FA	100.0%	LNR906AA	100.0%	Act 5, SLH 2019	N
	B	46758		\$ 57,168	LNR801CH	100.0%	LNR906AA	100.0%	Act 5, SLH 2019	N
Transfer of Funds:										
FY19										
10/23/2018	A			\$ 100,000	LNR 402	0.49%	LNR 401	1.45%	DOFAW and DAR have agreed that DAR is more appropriate to manage the grant-in-aid for Big Island Resource Conservation and Development Council as fiscal sponsor for the marine and mammal center.	N
6/26/2019	A			\$ 160,646	LNR 401	2.33%	LNR 906	2.61%	The funding transfer was necessary to fund the claims against the Department (Act 99, SLH 2019).	N
6/26/2019	A			\$ 70,000	LNR 802	1.89%	LNR 906	1.14%	The funding transfer was necessary to fund the claims against the Department (Act 99, SLH 2019).	N
FY20										
10/10/2019	A			\$ 258,000	LNR 404	5.54%	LNR 401	3.03%	Funding transfer from LNR 404 to LNR 401 is needed for DAR to conduct the needed stream habitat monitoring for proper assessment of instream flow standards and to meet the Legislature's intent.	N

Department of Land and Natural Resources
 Vacancy Report as of November 30, 2019

Table 11

Prog ID	Sub-Org	Date of Vacancy	Expected Fill Date	Position Number	Position Title	Exempt (Y/N)	SR Level	BU Code	Perm Temp (P/T)	FTE	MOF	Budgeted Amount	Actual Salary Last Paid	Authority to Hire (Y/N)	Occupied by 89 Day Hire (Y/N)	# of 89 Hire Appts	Division Priority # to Retain	Dept Priority # to Retain
LNR405	DOCARE	HA	7/1/2018	1/21/2020	118083	Conservation & Resources Enforcement O	N	SR20	BU14	P	1.00	A	\$ 47,751	\$ 5,280	Y	N	45	172
LNR405	DOCARE	HA	9/1/2018	1/21/2020	25167	Conservation & Resources Enforcement O	N	SR20	BU14	P	1.00	A	\$ 80,220	Position has never been permanently filled	Y	N	46	173
LNR405	DOCARE	HA	10/17/2018	1/21/2020	117734	Conservation & Resources Enforcement O	N	SR20	BU14	P	1.00	A	\$ 65,928	\$ 5,280	Y	N	47	174
LNR405	DOCARE	HA	12/31/2018	1/21/2020	33295	Conservation & Resources Enforcement O	N	SR20	BU14	P	1.00	A	\$ 80,220	Position has never been permanently filled	Y	N	48	175
LNR405	DOCARE	HA	12/31/2018	1/21/2020	34478	Conservation & Resources Enforcement O	N	SR20	BU14	P	1.00	A	\$ 70,611	\$ 5,711	Y	N	49	176
LNR405	DOCARE	HA	8/31/2019	1/21/2020	2952	Conservation & Resources Enforcement D	N	EM03	BU37	P	1.00	A	\$ 76,549	\$ 7,112	Y	N	50	177
LNR405	DOCARE	HA	4/1/2013	1/21/2020	34479	Conservation & Resources Enforcement O	N	SR20	BU14	P	1.00	A	\$ 47,751	\$ 3,557	Y	N	51	178
NOTE: Yellow highlighted positions have confirmed start dates.																		

Positions Established by Acts other than the State Budget as of November 30, 2019

<u>Prog ID</u>	<u>Sub-Org</u>	<u>Date Established</u>	<u>Legal Authority</u>	<u>Position Number</u>	<u>Position Title</u>	<u>Exempt (Y/N)</u>	<u>SR Level</u>	<u>BU Code</u>	<u>T/P</u>	<u>MOF</u>	<u>FTE</u>	<u>Annual Salary</u>	<u>Filled (Y/N)</u>	<u>Occupied by 89 Day Hire (Y/N)</u>
None														

Department of Land and Natural Resources
Overtime Expenditure Summary

Table 13

Prog ID	Sub-Org	Program Title	MOF	FY18 (actual)			FY19 (actual)			FY20 (estimated)			FY21 (budgeted)		
				Base Salary \$\$\$\$	Overtime \$\$\$\$	Overtime Percent	Base Salary \$\$\$\$	Overtime \$\$\$\$	Overtime Percent	Base Salary \$\$\$\$	Overtime \$\$\$\$	Overtime Percent	Base Salary \$\$\$\$	Overtime \$\$\$\$	Overtime Percent
LNR101	EA	Public Lands Management	A	\$ 17,057	\$ -	0.0%	\$ 64,576	\$ -	0.0%	\$ 65,000	\$ -	0.0%	\$ 65,000	\$ -	0.0%
LNR101	EA	Public Lands Management	B	\$ 2,866,910	\$ 9,695	0.3%	\$ 3,056,354	\$ 15,966	0.5%	\$ 5,781,310	\$ 20,000	0.3%	\$ 5,796,615	\$ 20,000	0.3%
LNR111	BA	Conveyances & Recording	B	\$ 2,379,371	\$ 1,228	0.1%	\$ 2,491,358	\$ 3,096	0.1%	\$ 4,946,126	\$ 75,000	1.5%	\$ 4,959,006	\$ 75,000	1.5%
LNR141	GA	Water & Land Development	A	\$ 1,461,751	\$ -	0.0%	\$ 1,594,082	\$ 869	0.1%	\$ 2,194,853	\$ 1,000	0.0%	\$ 2,200,894	\$ 1,000	0.0%
LNR141	GA	Water & Land Development	B	\$ 186,556	\$ 2,501	1.3%	\$ 189,930	\$ 17	0.0%	\$ 489,765	\$ -	0.0%	\$ 491,061	\$ -	0.0%
LNR141	GA	Water & Land Development	T	\$ -	\$ -	0.0%	\$ -	\$ -	0.0%	\$ 199,479	\$ -	0.0%	\$ 199,479	\$ -	0.0%
LNR153	CB	Commercial Fisheries	A	\$ 478,614	\$ 1,450	0.3%	\$ 413,727	\$ 110	0.0%	\$ 629,279	\$ 10,000	1.6%	\$ 631,011	\$ 10,000	1.6%
LNR153	CB	Commercial Fisheries	B	\$ 33,941	\$ -	0.0%	\$ 35,174	\$ -	0.0%	\$ 104,339	\$ -	0.0%	\$ 104,607	\$ -	0.0%
LNR153	CB	Commercial Fisheries	N	\$ -	\$ -	0.0%	\$ -	\$ -	0.0%	\$ 6,127	\$ -	0.0%	\$ 6,127	\$ -	0.0%
LNR153	CB	Commercial Fisheries	P	\$ 67,882	\$ -	0.0%	\$ 70,348	\$ -	0.0%	\$ 186,836	\$ 5,000	2.7%	\$ 186,836	\$ 5,000	2.7%
LNR172	DA	Forestry Resource Mgt & Dev	A	\$ 978,645	\$ 22,390	2.3%	\$ 1,091,189	\$ 18,480	1.7%	\$ 1,520,603	\$ 1,500	0.1%	\$ 1,548,315	\$ 1,500	0.1%
LNR172	DA	Forestry Resource Mgt & Dev	B	\$ -	\$ -	0.0%	\$ -	\$ -	0.0%	\$ -	\$ -	0.0%	\$ -	\$ -	0.0%
LNR172	DA	Forestry Resource Mgt & Dev	P	\$ 63,200	\$ -	0.0%	\$ 71,466	\$ -	0.0%	\$ 106,983	\$ -	0.0%	\$ 106,983	\$ -	0.0%
LNR401	CA	Aquatic Resources	A	\$ 1,188,091	\$ 13,939	1.2%	\$ 1,245,287	\$ 35,090	2.8%	\$ 1,807,290	\$ 15,000	0.8%	\$ 1,812,106	\$ 15,000	0.8%
LNR401	CA	Aquatic Resources	N	\$ 40,344	\$ 30,460	75.5%	\$ 55,319	\$ 21,845	39.5%	\$ 470,531	\$ 2,000	0.4%	\$ 470,531	\$ 2,000	0.4%
LNR401	CA	Aquatic Resources	P	\$ 191,317	\$ 6,956	3.6%	\$ 169,415	\$ 9,339	5.5%	\$ 240,661	\$ -	0.0%	\$ 240,661	\$ -	0.0%
LNR402	DA	Native Resources & Fire Protect	A	\$ 2,400,159	\$ 216,159	9.0%	\$ 2,755,131	\$ 455,933	16.5%	\$ 3,644,044	\$ 407,000	11.2%	\$ 3,728,241	\$ 407,000	10.9%
LNR402	DA	Native Resources & Fire Protect	N	\$ 435,331	\$ 22,456	5.2%	\$ 618,021	\$ 8,224	1.3%	\$ 1,087,865	\$ -	0.0%	\$ 1,087,865	\$ -	0.0%
LNR402	DA	Native Resources & Fire Protect	T	\$ -	\$ -	0.0%	\$ 30,504	\$ 40	0.1%	\$ 191,384	\$ -	0.0%	\$ 191,384	\$ -	0.0%
LNR402	DA	Native Resources & Fire Protect	P	\$ 139,173	\$ 79	0.1%	\$ 230,488	\$ -	0.0%	\$ 383,216	\$ -	0.0%	\$ 383,216	\$ -	0.0%
LNR402	DA	Native Resources & Fire Protect	U	\$ -	\$ -	0.0%	\$ -	\$ -	0.0%	\$ 385,186	\$ -	0.0%	\$ 385,186	\$ -	0.0%
LNR404	GC	Water Resources	A	\$ 1,281,747	\$ 718	0.1%	\$ 1,330,683	\$ -	0.0%	\$ 1,884,702	\$ -	0.0%	\$ 1,889,397	\$ -	0.0%
LNR404	GC	Water Resources	B	\$ 280,012	\$ -	0.0%	\$ 281,650	\$ 115	0.0%	\$ 718,436	\$ 4,000	0.6%	\$ 720,309	\$ 4,000	0.6%
LNR405	HA	Conservation & Resources Enfo	A	\$ 5,897,616	\$ 393,247	6.7%	\$ 6,895,146	\$ 651,739	9.5%	\$ 8,670,408	\$ 2,889,620	33.3%	\$ 13,493,986	\$ 4,889,620	36.2%
LNR405	HA	Conservation & Resources Enfo	B	\$ 838,646	\$ 139,712	16.7%	\$ 20,084	\$ 171,191	852.4%	\$ 275,050	\$ 125,125	45.5%	\$ 275,050	\$ 125,125	45.5%
LNR405	HA	Conservation & Resources Enfo	N	\$ 167,115	\$ 6,239	3.7%	\$ 173,127	\$ 5,062	2.9%	\$ 313,982	\$ 10,000	3.2%	\$ 313,982	\$ 10,000	3.2%
LNR405	HB	Conservation & Resources Enfo	P	\$ -	\$ -	0.0%	\$ -	\$ 86,463	0.0%	\$ 109,855	\$ 50,000	45.5%	\$ 109,855	\$ 50,000	45.5%
LNR407	NA	Natural Area Reserves	A	\$ 2,405,859	\$ 39,763	1.7%	\$ 2,869,163	\$ 69,234	2.4%	\$ 3,380,987	\$ 1,000	0.0%	\$ 3,390,441	\$ 1,000	0.0%
LNR407	NA	Natural Area Reserves	P	\$ 34,172	\$ -	0.0%	\$ 36,231	\$ -	0.0%	\$ 44,720	\$ -	0.0%	\$ 44,720	\$ -	0.0%
LNR801	CH	Ocean Based Recreation	A	\$ 63,770	\$ 269	0.4%	\$ 232,359	\$ 217	0.1%	\$ 391,944	\$ -	0.0%	\$ 393,023	\$ -	0.0%
LNR801	CH	Ocean Based Recreation	B	\$ 3,988,445	\$ 109,337	2.7%	\$ 4,173,325	\$ 98,253	2.4%	\$ 8,605,157	\$ 50,000	0.6%	\$ 8,628,108	\$ 50,000	0.6%
LNR801	CH	Ocean Based Recreation	N	\$ -	\$ -	0.0%	\$ -	\$ -	0.0%	\$ 35,411	\$ -	0.0%	\$ 35,411	\$ -	0.0%
LNR802	HP	Historic Preservation	A	\$ 1,169,497	\$ 440	0.0%	\$ 1,153,686	\$ 865	0.1%	\$ 2,200,641	\$ 2,000	0.1%	\$ 2,205,774	\$ 2,000	0.1%
LNR802	HP	Historic Preservation	B	\$ 6,380	\$ -	0.0%	\$ 96,376	\$ 280	0.3%	\$ 7,950	\$ -	0.0%	\$ 8,402	\$ -	0.0%
LNR802	HP	Historic Preservation	N	\$ 308,031	\$ 372	0.1%	\$ 249,559	\$ 121	0.0%	\$ 548,401	\$ -	0.0%	\$ 548,401	\$ -	0.0%

Department of Land and Natural Resources
Overtime Expenditure Summary

Table 13

Prog ID	Sub-Org	Program Title	MOF	FY18 (actual)			FY19 (actual)			FY20 (estimated)			FY21 (budgeted)		
				Base Salary \$\$\$\$	Overtime \$\$\$\$	Overtime Percent	Base Salary \$\$\$\$	Overtime \$\$\$\$	Overtime Percent	Base Salary \$\$\$\$	Overtime \$\$\$\$	Overtime Percent	Base Salary \$\$\$\$	Overtime \$\$\$\$	Overtime Percent
LNR804	DA	Forest & Outdoor Recreation	A	\$ 1,499,883	\$ 719	0.0%	\$ 1,509,605	\$ 3,862	0.3%	\$ 1,763,100	\$ 3,000	0.2%	\$ 1,923,215	\$ 3,000	0.2%
LNR804	DA	Forest & Outdoor Recreation	B	\$ 304,980	\$ 1,598	0.5%	\$ 320,090	\$ 156	0.0%	\$ 317,607	\$ -	0.0%	\$ 112,358	\$ -	0.0%
LNR804	DA	Forest & Outdoor Recreation	N	\$ 540,573	\$ 62,902	11.6%	\$ 718,269	\$ 41,583	5.8%	\$ 1,350,063	\$ 30,000	2.2%	\$ 1,350,063	\$ 30,000	2.2%
LNR804	DA	Forest & Outdoor Recreation	W	\$ 86,159	\$ 10,177	11.8%	\$ 98,789	\$ 6,436	6.5%	\$ 241,164	\$ 2,000	0.8%	\$ 242,490	\$ 2,000	0.8%
LNR805	CB	Recreational Fisheries	A	\$ 762,034	\$ -	0.0%	\$ 770,370	\$ 5,173	0.7%	\$ 951,321	\$ 5,000	0.5%	\$ 953,611	\$ 5,000	0.5%
LNR805	CB	Recreational Fisheries	B	\$ 10,300	\$ -	0.0%	\$ 10,693	\$ -	0.0%	\$ 35,088	\$ -	0.0%	\$ 35,180	\$ -	0.0%
LNR805	CB	Recreational Fisheries	N	\$ 30,900	\$ 22,604	73.2%	\$ 32,079	\$ 26,749	83.4%	\$ 237,133	\$ -	0.0%	\$ 237,133	\$ -	0.0%
LNR806	FA	State Parks Admin & Operation	A	\$ 3,596,172	\$ 88,304	2.5%	\$ 3,541,684	\$ 110,179	3.1%	\$ 4,381,110	\$ 60,000	1.4%	\$ 4,392,750	\$ 60,000	1.4%
LNR806	FI	State Parks Admin & Operation	B	\$ 1,904,857	\$ 22,598	1.2%	\$ 1,951,052	\$ 32,856	1.7%	\$ 4,017,855	\$ 16,572	0.4%	\$ 4,091,478	\$ 16,572	0.4%
LNR810	GD	Prevention of Natural Disasters	B	\$ 504,418	\$ -	0.0%	\$ 526,962	\$ 43	0.0%	\$ 1,038,113	\$ 1,000	0.1%	\$ 1,040,861	\$ 1,000	0.1%
LNR810	GD	Prevention of Natural Disasters	P	\$ 21,946	\$ -	0.0%	\$ -	\$ -	0.0%	\$ -	\$ -	0.0%	\$ -	\$ -	0.0%
LNR906	AA	Natural Physical Environment	A	\$ 2,893,940	\$ 37,736	1.3%	\$ 2,958,592	\$ 43,335	1.5%	\$ 3,865,874	\$ 20,000	0.5%	\$ 3,875,814	\$ 20,000	0.5%
LNR906	AA	Natural Physical Environment	B	\$ 916,446	\$ 20,075	2.2%	\$ 1,161,678	\$ 15,983	1.4%	\$ 2,226,219	\$ 12,500	0.6%	\$ 2,231,221	\$ 12,500	0.6%
LNR906	AA	Natural Physical Environment	N	\$ -	\$ -	0.0%	\$ -	\$ -	0.0%	\$ 312,183	\$ -	0.0%	\$ 312,183	\$ -	0.0%
LNR906	AA	Natural Physical Environment	T	\$ -	\$ -	0.0%	\$ -	\$ -	0.0%	\$ 1,277	\$ -	0.0%	\$ -	\$ -	0.0%
				\$ 42,442,240	\$ 1,284,122	3.0%	\$ 45,293,620	\$ 1,938,904	4.3%	\$ 72,366,628	\$ 3,818,317	5.3%	\$ 77,450,340	\$ 5,818,317	7.5%

Department of Land and Natural Resources
Active Contracts as of December 1, 2019

Table 14

Prog ID	MOF	Amount	Frequency (M/A/O)	Max Value	Outstanding Balance	Date Executed	Term of Contract		Entity	Contract Description	Explanation of How Contract is Monitored	POS Y/N	Category E/L/P/C/G/S/*
							From	To					
LNR111	B	667,268.30	O - INVOICED AS IMAGES ARE DELIVERED	1,155,613.25	488,344.95	6/15/2018	6/18/2018	ONGOING	US IMAGING, INC.	IMAGE INSPECTION & ENHANCEMENTS SVCS OF OFFICIAL RECORDS ; #RFP 2018 01-O	FREQUENT EMAIL COMMUNICATIONS	Y	S
LNR111	B	-	O - PERIODIC PROGRESS BILLING	100,000.00	100,000.00	6/28/2019	6/28/2019	ONGOING	ALEXSOFT LLC	LAND RECORD MGMT SYST - RFP #2019-01-O ;	FREQUENT EMAIL COMMUNICATIONS AS WELL AS WEEKLY CONFERENCE CALLING	Y	S
LNR111	B	570,570.00	O - PERIODIC PROGRESS BILLING	1,326,425.00	755,855.00	6/28/2019	6/28/2019	ONGOING	ALEXSOFT LLC	LAND RECORD MGMT SYST - RFP #2019-01-O ;	FREQUENT EMAIL COMMUNICATIONS AS WELL AS WEEKLY CONFERENCE CALLING	Y	S
LNR404	B	-	O - QUARTERLY	179.48	179.48	8/23/2017	6/1/2017	6/30/2020	U.S. GEOLOGICAL SURVEY	JOINT FUNDING AGRMT BTWN SOH DLNR CWRM & US GEOLOGICAL SURVEY F/A COOP- ; ERATIVE STUDY TO ASSESS LOW-FLOW CHARACTERISTICS F/STREAMS IN SE KAUAI	QUARTERLY OR MORE FREQUENT MEETINGS OR TELECONFERENCES; INVOICES COMPARED WITH SCOPE OF WORK, PAYMENT & COMPENSATION SCHEDULE	N	S
LNR404	B	-	O - QUARTERLY	1,912.41	1,912.41	8/23/2017	6/1/2017	6/30/2020	U.S. GEOLOGICAL SURVEY	JOINT FUNDING AGRMT BTWN SOH DLNR CWRM & US GEOLOGICAL SURVEY F/A COOP- ; ERATIVE STUDY TO ASSESS LOW-FLOW CHARACTERISTICS F/STREAMS IN SE KAUAI	QUARTERLY OR MORE FREQUENT MEETINGS OR TELECONFERENCES; INVOICES COMPARED WITH SCOPE OF WORK, PAYMENT & COMPENSATION SCHEDULE	N	S
LNR404	N	-	M	4,585.00	4,585.00	2/3/2017	2/1/2017	12/31/2020	WATER SYSTEMS OPTIMIZATION INC	WATER LOSS AUDIT TECHNICAL ASSISTANCE AND TRAINING PROGRAM ;	QUARTERLY OR MORE FREQUENT MEETINGS OR TELECONFERENCES; INVOICES COMPARED WITH SCOPE OF WORK, PAYMENT & COMPENSATION SCHEDULE	N	S
LNR404	N	234,770.00	M	245,415.00	10,645.00	2/3/2017	2/1/2017	12/31/2020	WATER SYSTEMS OPTIMIZATION INC	WATER LOSS AUDIT TECHNICAL ASSISTANCE AND TRAINING PROGRAM ;	QUARTERLY OR MORE FREQUENT MEETINGS OR TELECONFERENCES; INVOICES COMPARED WITH SCOPE OF WORK, PAYMENT & COMPENSATION SCHEDULE	N	S
LNR404	A	63,246.05	O - QUARTERLY	74,827.20	11,581.15	8/3/2016	6/8/2016	6/30/2017	OCEANIT LABORATORIES, INC.	MAINTENANCE & ENHANCEMENT OF THE COMMISSION ON WATER RESOURCE MANAGEMENT ; WATER RESOURCE INFORMATION MANAGEMENT SYSTEM	QUARTERLY OR MORE FREQUENT MEETINGS OR TELECONFERENCES; INVOICES COMPARED WITH SCOPE OF WORK, PAYMENT & COMPENSATION SCHEDULE	N	S
LNR404	A	192,541.17	M	220,010.00	27,468.83	9/20/2017	10/1/2017	10/1/2019	INTERA INCORPORATED	CONDUCT GROUND WATER USE REPORTING OUTREACH, VERIFICATION, & COMPLIANCE ; ON MAUI & MOLOKAI	QUARTERLY OR MORE FREQUENT MEETINGS OR TELECONFERENCES; INVOICES COMPARED WITH SCOPE OF WORK, PAYMENT & COMPENSATION SCHEDULE	N	S

Department of Land and Natural Resources
Active Contracts as of December 1, 2019

Table 14

Prog ID	MOF	Amount	Frequency (M/A/O)	Max Value	Outstanding Balance	Date Executed	From	To	Entity	Contract Description	Explanation of How Contract is Monitored	POS Y/N	Category E/L/P/C/G/S/*
LNR404	B	-	O - QUARTERLY	40,000.00	40,000.00	8/1/2019	6/1/2019	11/30/2021	U.S. GEOLOGICAL SURVEY	JOINT FUNDING W/THE US GEOLOGICAL SURVEY TO ESTIMATE GROUND WATER ; RECHARGE FOR FUTURE CLIMAE CONDITIONS FOR THE ISLAND OF LANA'I	QUARTERLY OR MORE FREQUENT MEETINGS OR TELECONFERENCES; INVOICES COMPARED WITH SCOPE OF WORK, PAYMENT & COMPENSATION SCHEDULE	N	S
LNR404	A	113,750.00	O - QUARTERLY	155,000.00	41,250.00	5/10/2016	6/1/2016	5/31/2019	U.S. GEOLOGICAL SURVEY	JOINT FUNDING AGREEMENT TO EVALUATE WATER RESOURCE MONITORING NEEDS IN ; HAWAII -	QUARTERLY OR MORE FREQUENT MEETINGS OR TELECONFERENCES; INVOICES COMPARED WITH SCOPE OF WORK, PAYMENT & COMPENSATION SCHEDULE	N	S
LNR404	B	34,965.93	O - QUARTERLY	100,574.04	65,608.11	8/23/2017	6/1/2017	6/30/2020	U.S. GEOLOGICAL SURVEY	JOINT FUNDING AGRMT BTWN SOH DLNR CWRM & US GEOLOGICAL SURVEY F/A COOP- ; ERATIVE STUDY TO ASSESS LOW-FLOW CHARACTERISTICS F/STREAMS IN SE KAUAI	QUARTERLY OR MORE FREQUENT MEETINGS OR TELECONFERENCES; INVOICES COMPARED WITH SCOPE OF WORK, PAYMENT & COMPENSATION SCHEDULE	N	S
LNR404	N	-	M	150,000.00	150,000.00	2/3/2017	2/1/2017	12/31/2020	WATER SYSTEMS OPTIMIZATION INC	WATER LOSS AUDIT TECHNICAL ASSISTANCE AND TRAINING PROGRAM ;	QUARTERLY OR MORE FREQUENT MEETINGS OR TELECONFERENCES; INVOICES COMPARED WITH SCOPE OF WORK, PAYMENT & COMPENSATION SCHEDULE	N	S
LNR404	A	-	O - QUARTERLY	233,000.00	233,000.00	7/29/2019	6/1/2019	11/30/2021	U.S. GEOLOGICAL SURVEY	JOINT FUNDING AGREEMENT TO ESTIMATE GROUND WATER RECHARGE FOR FUTURE ; CLIMATE CONDITIONSFOR ISLANDS OF KAUAI, OAHU, MOLOKAI & MAUI	QUARTERLY OR MORE FREQUENT MEETINGS OR TELECONFERENCES; INVOICES COMPARED WITH SCOPE OF WORK, PAYMENT & COMPENSATION SCHEDULE	N	S
LNR404	A	533,000.00	O - QUARTERLY	1,500,000.00	967,000.00	1/18/2017	1/1/2017	9/30/2021	U.S. GEOLOGICAL SURVEY	JOINT FUNDING AGREEMENT W/US GEOLOGICAL SURVEY FOR A COOPERATIVE STUDY T ; ESTIMATE LOW-FLOW CHARACTERISTICS FOR STREAMS IN HAWAII -	QUARTERLY OR MORE FREQUENT MEETINGS OR TELECONFERENCES; INVOICES COMPARED WITH SCOPE OF WORK, PAYMENT & COMPENSATION SCHEDULE	N	S
LNR153	B	74,207.99	M	75,000.00	792.01	8/24/2011	7/1/2017	6/30/2018	RESEARCH CORPORATION OF THE	HAWAII MARINE RECREATIONAL FISHING SURVEY ;	MONTHLY INVOICING; PROJECT LEADERS MONITORS DAILY WORK/ACTIVITIES; YEARLY REPORTS; DAR PROGRAM MANAGER PROVIDES GENERAL OVERSIGHT.	Y	S
LNR401	N	636,342.45	M	637,570.00	1,227.55	8/24/2011	7/1/2016	6/30/2017	RESEARCH CORPORATION OF THE	INVESTIGATION OF ESTUARINE HABITATS ;	GRANT CLOSED	Y	S
LNR153	N	325,794.50	M	330,000.00	4,205.50	8/18/2011	7/1/2017	6/30/2018	UNIVERSITY OF HAWAII	COLLABORATIVE ADMINISTRATION OF THE HAWAII FISH AGGREGATING DEVICE ; SYSTEM, OPT TO EXTEND 5 - 12 MOS	MONTHLY INVOICING; PROJECT LEADERS MONITORS DAILY WORK/ACTIVITIES; YEARLY REPORTS; DAR PROGRAM MANAGER PROVIDES GENERAL OVERSIGHT.	Y	S
LNR401	N	70,038.61	M	75,000.00	4,961.39	8/31/2018	7/1/2018	6/30/2019	RESEARCH CORPORATION OF THE	INVESTIGATION OF ESTUARINE HABITATS - PROJ #6845 ;	MONTHLY INVOICING; PROJECT LEADERS MONITORS DAILY WORK/ACTIVITIES; YEARLY REPORTS; DAR PROGRAM MANAGER PROVIDES GENERAL OVERSIGHT.	Y	S

Department of Land and Natural Resources
Active Contracts as of December 1, 2019

Table 14

Prog ID	MOF	Amount	Frequency (M/A/O)	Max Value	Outstanding Balance	Date Executed	From	To	Entity	Contract Description	Explanation of How Contract is Monitored	POS Y/N	Category E/L/P/C/G/S/*
LNR805	B	7,570.65	M	13,000.00	5,429.35	8/24/2011	7/1/2016	6/30/2017	RESEARCH CORPORATION OF THE	INVESTIGATION OF ESTUARINE HABITATS ;	GRANT CLOSED	Y	S
LNR906	T	42,045.51	M	50,000.00	7,954.49	8/18/2011	7/1/2016	6/30/2017	UNIVERSITY OF HAWAII	COLLABORATIVE ADMINISTRATION OF THE HAWAII FISH AGGREGATING DEVICE ; SYSTEM, OPT TO EXTEND 5 - 12 MOS	MONTHLY INVOICING; PROJECT LEADERS MONITORS DAILY WORK/ACTIVITIES; ANNUAL REPORTS; DAR PROGRAM MANAGER PROVIDES GENERAL OVERSIGHT	Y	S
LNR401	T	240,073.30		250,000.00	9,926.70	9/24/2013	7/1/2013	6/30/2014	AECOS, INC.	FOR SERVICES RENDERED IN CONNECTION WITH THE MOLASSES SPILL IN HONOLULU ; HARBOR	CONTRACT COMPLETED		
LNR153	N	409,816.41	M	420,000.00	10,183.59	8/18/2011	7/1/2017	6/30/2018	UNIVERSITY OF HAWAII	COLLABORATIVE ADMINISTRATION OF THE HAWAII FISH AGGREGATING DEVICE ; SYSTEM, OPT TO EXTEND 5 - 12 MOS	MONTHLY INVOICING; PROJECT LEADERS MONITORS DAILY WORK/ACTIVITIES; YEARLY REPORTS; DAR PROGRAM MANAGER PROVIDES GENERAL OVERSIGHT.	Y	S
LNR805	B	2,731.22	M	13,000.00	10,268.78	8/24/2011	7/1/2016	6/30/2017	RESEARCH CORPORATION OF THE	INVESTIGATION OF ESTUARINE HABITATS ;	GRANT CLOSED	Y	S
LNR153	N	405,483.05	M	420,000.00	14,516.95	8/18/2011	7/1/2017	6/30/2018	UNIVERSITY OF HAWAII	COLLABORATIVE ADMINISTRATION OF THE HAWAII FISH AGGREGATING DEVICE ; SYSTEM, OPT TO EXTEND 5 - 12 MOS	MONTHLY INVOICING; PROJECT LEADERS MONITORS DAILY WORK/ACTIVITIES; YEARLY REPORTS; DAR PROGRAM MANAGER PROVIDES GENERAL OVERSIGHT.	Y	S
LNR401	N	226,907.42	M	241,486.92	14,579.50	8/31/2018	7/1/2018	6/30/2019	RESEARCH CORPORATION OF THE	INVESTIGATION OF ESTUARINE HABITATS - PROJ #6845 ;	MONTHLY INVOICING; PROJECT LEADERS MONITORS DAILY WORK/ACTIVITIES; YEARLY REPORTS; DAR PROGRAM MANAGER PROVIDES GENERAL OVERSIGHT.	Y	S
LNR401	A	3,605.08	M	20,000.00	16,394.92	10/5/2009	7/1/2016	6/30/2017	RESEARCH CORPORATION OF THE	MAUI/OAHU MARINE RESOURCES ASSESSMENT. ;	GRANT CLOSED	Y	S
LNR805	N	308,647.44	M	326,000.00	17,352.56	10/5/2009	7/1/2016	6/30/2017	RESEARCH CORPORATION OF THE	MAUI/OAHU MARINE RESOURCES ASSESSMENT. ;	GRANT CLOSED	Y	S
LNR401	A	17,500.00	O - QUARTERLY	35,000.00	17,500.00	6/26/2019	7/1/2016	6/30/2017	MALAMA KUA'AINA	ORGANIZE & ARCHIVE OVER 20,000 COASTAL PHOTOGRAPHS OF HAENA & WAINIHA ; BEACHES	QUARTERLY INVOICING; PROJECT MANAGER PROVIDES MONITORING AND PROGRAM MANAGER PROVIDES GENERAL OVERSIGHT.	Y	G
LNR401	N	101,553.77	M	120,160.00	18,606.23	8/31/2018	7/1/2018	6/30/2019	RESEARCH CORPORATION OF THE	INVESTIGATION OF ESTUARINE HABITATS - PROJ #6845 ;	MONTHLY INVOICING; PROJECT LEADERS MONITORS DAILY WORK/ACTIVITIES; YEARLY REPORTS; DAR PROGRAM MANAGER PROVIDES GENERAL OVERSIGHT.	Y	S

Department of Land and Natural Resources
Active Contracts as of December 1, 2019

Table 14

<u>Prog ID</u>	<u>MOF</u>	<u>Amount</u>	<u>Frequency</u> <u>(M/A/O)</u>	<u>Max Value</u>	<u>Outstanding</u> <u>Balance</u>	<u>Date</u> <u>Executed</u>	<u>From</u>	<u>To</u>	<u>Entity</u>	<u>Contract Description</u>	<u>Explanation of How Contract is Monitored</u>	<u>POS</u> <u>Y/N</u>	<u>Category</u> <u>E/L/P/C/G/S/*</u>
LNR906	T	-	M	19,214.00	19,214.00	6/14/2019	7/1/2019	6/30/2020	SCOTSMAN, WILLIAMS, INC.	ANUENUE FISHERIES RESEARCH CENTER PORTABLE MODULAR OFFICE COMPLEX ;	MONTHLY INVOICING; PROJECT LEADERS MONITORS DAILY WORK/ACTIVITIES; ANNUAL REPORTS; DAR PROGRAM MANAGER PROVIDES GENERAL OVERSIGHT.	Y	S
LNR906	T	-	M	22,000.00	22,000.00	8/31/2018	7/1/2018	6/30/2020	RESEARCH CORPORATION OF THE	STATEWIDE MARINE RESOURCE ASSESSMENT - PROJ #6847 ;	MONTHLY INVOICING; PROJECT LEADERS MONITORS DAILY WORK/ACTIVITIES; ANNUAL REPORTS; DAR PROGRAM MANAGER PROVIDES GENERAL OVERSIGHT.	Y	S
LNR401	N	82,703.19	M	109,500.00	26,796.81	8/24/2011	7/1/2016	6/30/2017	RESEARCH CORPORATION OF THE	INVESTIGATION OF ESTUARINE HABITATS ;	GRANT CLOSED	Y	S
LNR906	T	22,707.25	M	50,000.00	27,292.75	8/18/2011	7/1/2016	6/30/2017	UNIVERSITY OF HAWAII	COLLABORATIVE ADMINISTRATION OF THE HAWAII FISH AGGREGATING DEVICE ; SYSTEM, OPT TO EXTEND 5 - 12 MOS	MONTHLY INVOICING; PROJECT LEADERS MONITORS DAILY WORK/ACTIVITIES; ANNUAL REPORTS; DAR PROGRAM MANAGER PROVIDES GENERAL OVERSIGHT.	Y	S
LNR401	N	104,251.66	M	134,720.00	30,468.34	8/24/2011	7/1/2016	6/30/2017	RESEARCH CORPORATION OF THE	INVESTIGATION OF ESTUARINE HABITATS ;	GRANT CLOSED	Y	S
LNR401	N	85,884.27	M	120,330.00	34,445.73	8/24/2011	7/1/2016	6/30/2017	RESEARCH CORPORATION OF THE	INVESTIGATION OF ESTUARINE HABITATS ;	GRANT CLOSED	Y	S
LNR805	N	244,530.09	M	281,250.00	36,719.91	8/24/2011	7/1/2016	6/30/2017	RESEARCH CORPORATION OF THE	HAWAII MARINE RECREATIONAL FISHING SURVEY ;	GRANT CLOSED	Y	S
LNR906	T	61,022.81	M	100,000.00	38,977.19	10/5/2009	7/1/2016	6/30/2017	RESEARCH CORPORATION OF THE	MAUI/OAHU MARINE RESOURCES ASSESSMENT. ;	MONTHLY INVOICING; PROJECT LEADERS MONITORS DAILY WORK/ACTIVITIES; ANNUAL REPORTS; DAR PROGRAM MANAGER PROVIDES GENERAL OVERSIGHT.	Y	S
LNR401	N	67,859.01	M	107,500.00	39,640.99	8/24/2011	7/1/2016	6/30/2017	RESEARCH CORPORATION OF THE	INVESTIGATION OF ESTUARINE HABITATS ;	GRANT CLOSED	Y	S
LNR401	P	236,583.21	M	285,000.00	48,416.79	8/24/2011	7/1/2016	6/30/2017	RESEARCH CORPORATION OF THE	HAWAII MARINE RECREATIONAL FISHING SURVEY ;	GRANT CLOSED	Y	S
LNR906	T	-	M	50,000.00	50,000.00	8/31/2018	7/1/2019	6/30/2020	RESEARCH CORPORATION OF THE	STATEWIDE MARINE RESOURCE ASSESSMENT - PROJ #6847 ;	MONTHLY INVOICING; PROJECT LEADERS MONITORS DAILY WORK/ACTIVITIES; ANNUAL REPORTS; DAR PROGRAM MANAGER PROVIDES GENERAL OVERSIGHT.	Y	S
LNR805	N	160,979.01	M	225,000.00	64,020.99	8/24/2011	7/1/2016	6/30/2017	RESEARCH CORPORATION OF THE	HAWAII MARINE RECREATIONAL FISHING SURVEY ;	GRANT CLOSED	Y	S

Department of Land and Natural Resources
Active Contracts as of December 1, 2019

Table 14

Prog ID	MOF	Amount	Frequency (M/A/O)	Max Value	Outstanding Balance	Date Executed	From	To	Entity	Contract Description	Explanation of How Contract is Monitored	POS Y/N	Category E/L/P/C/G/S/*
LNR906	T	84,780.95	M	150,000.00	65,219.05	10/5/2009	7/1/2016	6/30/2017	RESEARCH CORPORATION OF THE	MAUI/OAHU MARINE RESOURCES ASSESSMENT. ;	MONTHLY INVOICING; PROJECT LEADERS MONITORS DAILY WORK/ACTIVITIES; ANNUAL REPORTS; DAR PROGRAM MANAGER PROVIDES GENERAL OVERSIGHT.	Y	S
LNR153	B	29,721.97	M	100,000.00	70,278.03	11/27/2018	7/1/2016	6/30/2017	RESEARCH CORPORATION OF THE	HI MARINE RECREATIONAL FISING SURVEY-CONTRACT PERIOD 07/1/18-06/30/23 ; PROJ #6846(MASTER & AMENDMENT #1)	MONTHLY INVOICING; PROJECT LEADERS MONITORS DAILY WORK/ACTIVITIES; ANNUAL REPORTS; DAR PROGRAM MANAGER PROVIDES GENERAL OVERSIGHT.	Y	S
LNR401	A	25,000.00	O - QUARTERLY	100,000.00	75,000.00	6/18/2019	7/1/2016	6/30/2017	BIG ISLAND RESOURCE	FISCAL SPONSOR FOR MARINE MAMMAL CENTER TO PROVIDE MARINE SCIENCE ; EDUCATIONAL OPPORTUNITIES TO MIDDLE SCHOOL STUDENTS AND TEACHERS.	QUARTERLY INVOICING; PROJECT MANAGER PROVIDES MONITORING AND PROGRAM MANAGER PROVIDES GENERAL OVERSIGHT.	Y	G
LNR401	A	25,000.00	O - QUARTERLY	100,000.00	75,000.00	6/18/2019	7/1/2016	6/30/2017	MALAMA MAUNALUA	PRODUCE CLEAR GUIDANCE FOR CONSERVATION AND PLANNING FOR EAST HONOLULU ; WATERSHED THAT FEED INTO MAUNALUA BAY.	QUARTERLY INVOICING; PROJECT MANAGER PROVIDES MONITORING AND PROGRAM MANAGER PROVIDES GENERAL OVERSIGHT.	Y	G
LNR805	N	242,361.33	M	322,420.00	80,058.67	10/5/2009	7/1/2016	6/30/2017	RESEARCH CORPORATION OF THE	MAUI/OAHU MARINE RESOURCES ASSESSMENT. ;	GRANT CLOSED	Y	S
LNR401	N	31,193.98	M	113,500.00	82,306.02	8/31/2018	7/1/2016	6/30/2017	RESEARCH CORPORATION OF THE	INVESTIGATION OF ESTUARINE HABITATS - PROJ #6845 ;	MONTHLY INVOICING; PROJECT LEADERS MONITORS DAILY WORK/ACTIVITIES; ANNUAL REPORTS; DAR PROGRAM MANAGER PROVIDES GENERAL OVERSIGHT.	Y	S
LNR401	N	341,125.34	M	425,500.00	84,374.66	8/24/2011	7/1/2016	6/30/2017	RESEARCH CORPORATION OF THE	INVESTIGATION OF ESTUARINE HABITATS ;	GRANT CLOSED	Y	S
LNR401	N	343,259.37	M	446,780.00	103,520.63	8/24/2011	7/1/2016	6/30/2017	RESEARCH CORPORATION OF THE	INVESTIGATION OF ESTUARINE HABITATS ;	GRANT CLOSED	Y	S
LNR805	N	225,000.00	M	350,000.00	125,000.00	10/5/2009	7/1/2016	6/30/2017	RESEARCH CORPORATION OF THE	MAUI/OAHU MARINE RESOURCES ASSESSMENT. ;	GRANT CLOSED	Y	S
LNR401	N	32,803.84	M	168,300.00	135,496.16	8/31/2018	7/1/2016	6/30/2017	RESEARCH CORPORATION OF THE	INVESTIGATION OF ESTUARINE HABITATS - PROJ #6845 ;	MONTHLY INVOICING; PROJECT LEADERS MONITORS DAILY WORK/ACTIVITIES; ANNUAL REPORTS; DAR PROGRAM MANAGER PROVIDES GENERAL OVERSIGHT.	Y	S
LNR805	N	339,399.61	M	505,000.00	165,600.39	10/5/2009	7/1/2016	6/30/2017	RESEARCH CORPORATION OF THE	MAUI/OAHU MARINE RESOURCES ASSESSMENT. ;	GRANT CLOSED	Y	S

Department of Land and Natural Resources
Active Contracts as of December 1, 2019

Prog ID	MOF	Amount	Frequency (M/A/O)	Max Value	Outstanding Balance	Date Executed	From	To	Entity	Contract Description	Explanation of How Contract is Monitored	POS Y/N	Category E/L/P/C/G/S/*
LNR401	A	85,549.36	M	260,000.00	174,450.64	6/26/2019	7/1/2016	6/30/2017	HUI O HO'OHONUA	HONOULIULI STREAM INVASIVE MANGROVE REMOVAL ;	MONTHLY INVOICING; PROJECT LEADERS MONITORS DAILY WORK/ACTIVITIES; ANNUAL REPORTS; DAR PROGRAM MANAGER PROVIDES GENERAL OVERSIGHT.	Y	S
LNR401	P	104,577.23	M	280,000.00	175,422.77	11/27/2018	7/1/2016	6/30/2017	RESEARCH CORPORATION OF THE	HI MARINE RECREATIONAL FISING SURVEY-CONTRACT PERIOD 07/1/18-06/30/23 ; PROJ #6846(MASTER & AMENDMENT #1)	MONTHLY INVOICING; PROJECT LEADERS MONITORS DAILY WORK/ACTIVITIES; ANNUAL REPORTS; DAR PROGRAM MANAGER PROVIDES GENERAL OVERSIGHT.	Y	S
LNR805	N	108,561.32	M	300,000.00	191,438.68	11/27/2018	7/1/2016	6/30/2017	RESEARCH CORPORATION OF THE	HI MARINE RECREATIONAL FISING SURVEY-CONTRACT PERIOD 07/1/18-06/30/23 ; PROJ #6846(MASTER & AMENDMENT #1)	MONTHLY INVOICING; PROJECT LEADERS MONITORS DAILY WORK/ACTIVITIES; ANNUAL REPORTS; DAR PROGRAM MANAGER PROVIDES GENERAL OVERSIGHT.	Y	S
LNR906	T	-	M	200,000.00	200,000.00	6/14/2019	7/1/2019	6/30/2020	SCOTSMAN, WILLIAMS, INC.	ANUENUE FISHERIES RESEARCH CENTER PORTABLE MODULAR OFFICE COMPLEX ;	MONTHLY INVOICING; PROJECT LEADERS MONITORS DAILY WORK/ACTIVITIES; ANNUAL REPORTS; DAR PROGRAM MANAGER PROVIDES GENERAL OVERSIGHT.	Y	S
LNR906	T	-	M	200,000.00	200,000.00	6/14/2019	7/1/2019	6/30/2020	SCOTSMAN, WILLIAMS, INC.	ANUENUE FISHERIES RESEARCH CENTER PORTABLE MODULAR OFFICE COMPLEX ;	MONTHLY INVOICING; PROJECT LEADERS MONITORS DAILY WORK/ACTIVITIES; ANNUAL REPORTS; DAR PROGRAM MANAGER PROVIDES GENERAL OVERSIGHT.	Y	S
LNR401	N	120,095.77	M	388,200.00	268,104.23	8/31/2018	7/1/2018	6/30/2019	RESEARCH CORPORATION OF THE	INVESTIGATION OF ESTUARINE HABITATS - PROJ #6845 ;	MONTHLY INVOICING; PROJECT LEADERS MONITORS DAILY WORK/ACTIVITIES; YEARLY REPORTS; DAR PROGRAM MANAGER PROVIDES GENERAL OVERSIGHT.	Y	S
LNR805	N	176,720.92	M	575,000.00	398,279.08	8/31/2018	7/1/2016	6/30/2017	RESEARCH CORPORATION OF THE	STATEWIDE MARINE RESOURCE ASSESSMENT - PROJ #6847 ;	MONTHLY INVOICING; PROJECT LEADERS MONITORS DAILY WORK/ACTIVITIES; ANNUAL REPORTS; DAR PROGRAM MANAGER PROVIDES GENERAL OVERSIGHT.	Y	S
LNR906	T	-	M	549,399.00	549,399.00	6/14/2019	7/1/2019	6/30/2020	SCOTSMAN, WILLIAMS, INC.	ANUENUE FISHERIES RESEARCH CENTER PORTABLE MODULAR OFFICE COMPLEX ;	MONTHLY INVOICING; PROJECT LEADERS MONITORS DAILY WORK/ACTIVITIES; ANNUAL REPORTS; DAR PROGRAM MANAGER PROVIDES GENERAL OVERSIGHT.	Y	S
LNR801	B	91,608.56	M	92,810.28	1,201.72	11/15/2011	11/30/2011	10/31/2016	PACIFIC WASTE INC.	FURNISH REFUSE COLLECTION SERVICE FOR VARIOUS SMALL BOAT HARBORS ON THE ; ISLAND OF HAWAII, IFB-H-2012-001	DELIVERABLES/INSPECTIONS/INVOICES	N	C
LNR801	N	4,298.37	O - PERIODIC PROGRESS BILLING	7,500.00	3,201.63	2/10/2004			MITSUNAGA & ASSOCIATES, INC.	LAHAINA BOAT HARBOR COMFORT STATION REPLACEMENT & FERRY PIER, LAHAINA, ; MAUI.	CONTRACT COMPLETED; PENDING PROCESSING OF FINAL PAYMENT/CLOSING DOCUMENTS		

Department of Land and Natural Resources
Active Contracts as of December 1, 2019

Table 14

Prog ID	MOF	Amount	Frequency (M/A/O)	Max Value	Outstanding Balance	Date Executed	From	To	Entity	Contract Description	Explanation of How Contract is Monitored	POS Y/N	Category E/L/P/C/G/S/*
LNR801	N	108,000.00	O - PERIODIC PROGRESS BILLING	113,000.00	5,000.00	3/15/2010	3/15/2010	12/31/2012	MANTHOS ENGINEERING LLC	WAILOA SMALL BOAT HARBOR MAINTENANCE DREDGING HILO HI & ASSESSMENT REPOR ; FOR FUTURE DREDGING AT BOATING FACILITIES, S/W	DELIVERABLES/INSPECTIONS/INVOICES	N	P
LNR801	N	957,822.24	O - PERIODIC PROGRESS BILLING	962,887.25	5,065.01	9/21/2010			AMERICAN MARINE CORPORATION	KEEHI SMALL BOAT HARBOR PIER IMPR. JOB#B72D071B ;	CONTRACT COMPLETED; PENDING PROCESSING OF FINAL PAYMENT/CLOSING DOCUMENTS		
LNR801	B	49,337.83		55,496.00	6,158.17	3/11/2014			JOHNSON, H. E. CO., INC., THE	KIKIAOLA SMALL BOAT HARBOR SAND BY-PASS SYSTEM & WEST BREAKWATER REPAIR. ; JOB#B95NK75A	CONTRACT COMPLETED	N	C
LNR801	B	-	O - PERIODIC PROGRESS BILLING	10,000.00	10,000.00	6/19/2015	6/15/2015	4/30/2016	ANCHOR QEA, LLC	KEAUHOU SMALL BOAT HARBOR OFFSHORE MOORINGS ENVIRONMENTAL ASSESSMENT. ; KEAUOU, ISLAND OF HI OPT TO EXTEND 3-12MOS.	DELIVERABLES/INSPECTIONS/INVOICES	N	P
LNR801	N	386,350.00	O - PERIODIC PROGRESS BILLING	400,000.00	13,650.00	2/10/2004			MITSUNAGA & ASSOCIATES, INC.	LAHAINA BOAT HARBOR COMFORT STATION REPLACEMENT & FERRY PIER, LAHAINA, ; MAUI.	CONTRACT COMPLETED; PENDING PROCESSING OF FINAL PAYMENT/CLOSING DOCUMENTS		
LNR801	N	219,181.00	M	240,980.00	21,799.00	6/30/2016	AWAITING NTP		SEA ENGINEERING, INC.	REPAIR LOADING DOCK AT KAUNAKAKAI SMALL BOAT HARBOR, MOLOKAI, HAWAII ; JOB NO M61XM83A	ENGINEERING DIVISION MONITORING PROGRESS AND VERIFIES INVOICE FOR PAYMENT	N	S
LNR801	N	444,579.00	O - PERIODIC PROGRESS BILLING	466,560.00	21,981.00	9/20/2010			HAWAIIAN DREDGING CONSTRUCTION	MAALAEA SMALL BOAT HARBOR IMPR. FERRY SYSTEM & UTILITY AND PIER ; JOB#B45XM82B.	CONTRACT COMPLETED; PENDING PROCESSING OF FINAL PAYMENT/CLOSING DOCUMENTS		
LNR801	B	89,704.16	O - PERIODIC PROGRESS BILLING	112,266.00	22,561.84	2/8/2019	1/16/2019	1/15/2020	MAUI DISPOSAL CO., INC.	REFUSE COLLECTION SVCS F/SML BOAT HARBORS & RAMP FACILITIES, DLNR, DOBOR ; MAUI DISTRICT #IFB M 2018-01	DELIVERABLES/INSPECTIONS/INVOICES	N	G
LNR801	B	52,416.00	M	78,624.00	26,208.00	11/15/2011	11/30/2011	10/31/2016	PACIFIC WASTE INC.	FURNISH REFUSE COLLECTION SERVICE FOR VARIOUS SMALL BOAT HARBORS ON THE ; ISLAND OF HAWAII, IFB-H-2012-001	DELIVERABLES/INSPECTIONS/INVOICES	N	C
LNR801	N	9,309.22	O - PERIODIC PROGRESS BILLING	37,112.75	27,803.53	9/21/2010			AMERICAN MARINE CORPORATION	KEEHI SMALL BOAT HARBOR PIER IMPR. JOB#B72D071B ;	CONTRACT COMPLETED; PENDING PROCESSING OF FINAL PAYMENT/CLOSING DOCUMENTS		
LNR801	N	29,410.23	O - PERIODIC PROGRESS BILLING	58,652.00	29,241.77	3/16/2015	4/6/2015	3/31/2020	MOFFATT & NICHOL	NAWILIWILI SMALL BOAT HARBOR TIE-UP FACILITIES FOR TRANSIENT VESSELS, ; LIHUE JOBB92CK70A OPT TO EXT 2-12 MOS	DELIVERABLES/INSPECTIONS/INVOICES	N	P

Department of Land and Natural Resources
Active Contracts as of December 1, 2019

Table 14

Prog ID	MOF	Amount	Frequency (M/A/O)	Max Value	Outstanding Balance	Date Executed	From	To	Entity	Contract Description	Explanation of How Contract is Monitored	POS Y/N	Category E/L/P/C/G/S/*
LNR801	N	153,106.57	O - PERIODIC PROGRESS BILLING	183,085.50	29,978.93	7/10/2006			OCEANIT LABORATORIES, INC.	KIHEI BOAT RAMP IMPR. MALA BOAT RAMP IMPROVEMENTS MAUI ; PROJECT#B44XM72A/B48XM72A.	CONTRACT COMPLETED; PENDING PROCESSING OF FINAL PAYMENT/CLOSING DOCUMENTS		
LNR801	B	-		30,000.00	30,000.00	8/20/2019	9/16/2019	1/14/2020	ISEMOTO CONTRACTING CO., LTD.	KAWAIHAE SMALL BOAT HARBOR (SOUTH) ROADWAY & WATER SYSTEM IMPROVEMENTS, ; WATERLINE CONNECTION, KAWAIHAE, ISLAND OF HAWAII, HAWAII. JOB NO B13CA73	DELIVERABLES/INVOICES	N	P
LNR801	N	607,617.00	O - PERIODIC PROGRESS BILLING	640,000.00	32,383.00	11/17/2010			BOWERS + KUBOTA CONSULTING INC	CONSTRUCTION MANAGEMENT MAALAEA SMALL BOAT HARBOR IMPR. FERRY SYSTEM ; UTILITY & PIER, MAUI, HI JOB#B45XM82B OPT TO EXTEND 12MOS.	CONTRACT COMPLETED; PENDING PROCESSING OF FINAL PAYMENT/CLOSING DOCUMENTS		
LNR801	B	19,921.77	O - PERIODIC PROGRESS BILLING	80,133.77	60,212.00	9/27/2016	1/29/2018	1/1/2020	HAWAIIAN DREDGING CONSTRUCTION	PORT ALLEN SMALL BOAT HARBOR FLOATING DOCK IMPR. KAUAI, HAWAII ; JOB#B94DK71A	DELIVERABLES/INVOICES	N	P
LNR801	B	77,623.01	O - PERIODIC PROGRESS BILLING	173,539.20	95,916.19	5/1/2017	6/1/2017	5/31/2018	OCEANIT LABORATORIES, INC.	DOBOR COMPUTER SYSTEM - HNL, HI 96819 - JOB/BID/PROJ #RFP-16-001- IT ;	DELIVERABLES/INSPECTIONS/INVOICES	N	P
LNR801	N	727,240.00	O - PERIODIC PROGRESS BILLING	824,658.00	97,418.00	9/20/2010			HAWAIIAN DREDGING CONSTRUCTION	MAALAEA SMALL BOAT HARBOR IMPR. FERRY SYSTEM & UTILITY AND PIER ; JOB#B45XM82B.	CONTRACT COMPLETED; PENDING PROCESSING OF FINAL PAYMENT/CLOSING DOCUMENTS		
LNR801	N	236,728.00	O - PERIODIC PROGRESS BILLING	336,000.00	99,272.00	3/27/2013			BOW ENGINEERING & DEVELOPMENT,	MANELE SMALL BOAT HARBOR FERRY SYSTEM IMPROVEMENTS, MANELE, LANAI, HAWAII ; JOB#B31XM82B	CONTRACT COMPLETED; PENDING PROCESSING OF FINAL PAYMENT/CLOSING DOCUMENTS		
LNR801	B	-	O - PERIODIC PROGRESS BILLING	123,845.00	123,845.00	8/13/2019	8/15/2019	12/31/2023	MITSUMAGA & ASSOCIATES, INC.	MAUNALUA BAY BOAT RAMP LOADING DOCK REPAIR. HONOLULU, OAHU, HI ; JOB #OA19-02	DELIVERABLES/INSPECTIONS/INVOICES	N	P
LNR801	N	736,083.09	O - PERIODIC PROGRESS BILLING	870,850.00	134,766.91	8/31/2015	9/28/2015	12/31/2024	MITSUMAGA & ASSOCIATES, INC.	LAHAINA SMALL BOAT HARBOR FERRY PIER IMPROVEMENT. LAHAINA, MAUI, HAWAII ; JOB NO. B46XM71A. ENDS 12/31/2020, 2-2YR OPT.	ENGINEERING DIVISION MONITORING PROGRESS AND VERIFIES INVOICE FOR PAYMENT	N	S
LNR801	B	-	O - PERIODIC PROGRESS BILLING	159,850.00	159,850.00	10/4/2018	1/23/2018	1/22/2019	COCONUT WIRELESS LLC	REPAIR STREET LIGHTING & ELECTRICAL SYST AT OAHU DISTRICT FACILITIES ; OAHU, HI - JOB/BID #B18000944	DELIVERABLES/INSPECTIONS/INVOICES	N	G
LNR801	P	-	O - PERIODIC PROGRESS BILLING	188,000.00	188,000.00	1/17/2017	1/30/2017	1/30/2018	OKAHARA & ASSOCIATES, INC.	STATEWIDE VESSEL SEWAGE PUMP OUT FACILITIES AT VARIOUS LOCATIONS HAWAII ; JOB NO B99XS73A	DELIVERABLES/INSPECTIONS/INVOICES	N	P

Department of Land and Natural Resources
Active Contracts as of December 1, 2019

Table 14

Prog ID	MOF	Amount	Frequency (M/A/O)	Max Value	Outstanding Balance	Date Executed	From	To	Entity	Contract Description	Explanation of How Contract is Monitored	POS Y/N	Category E/L/P/C/G/S/*
LNR801	B	313,140.60	O - PERIODIC PROGRESS BILLING	535,700.00	222,559.40	2/19/2019	2/19/2019	2/18/2020	JOHNSON, H. E. CO., INC., THE	BUOY MAINTENANCE & REPAIR SVCS F/THE ISLAND OF OAHU,HAWAII ; IFB 018-004-06	DELIVERABLES/INSPECTIONS/INVOICES	N	G
LNR801	B	-	O - PERIODIC PROGRESS BILLING	294,780.00	294,780.00	8/20/2019	9/16/2019	1/14/2020	ISEMOTO CONTRACTING CO., LTD.	KAWAIHAE SMALL BOAT HARBOR (SOUTH) ROADWAY & WATER SYSTEM IMPROVEMENTS, ; WATERLINE CONNECTION, KAWAIHAE, ISLAND OF HAWAII, HAWAII. JOB NO B13CA73	DELIVERABLES/INVOICES	N	P
LNR801	B	36,214.30	O - PERIODIC PROGRESS BILLING	400,000.00	363,785.70	4/30/2019	4/5/2019	4/29/2023	GOODSILL ANDERSON QUINN &	PROVIDE LEGAL SVCS IN INVESTIGATING & IDENTIFYING POTENTIALLY RESPONSIBL ; PARTIES F/ENVIRONMENTAL CLAIMS AT THE PARCEL OF LAND NEAR HONOLOHAU SMAL	THIS IS A DEPARTMENT OF THE ATTORNEY GENERAL CONTRACT AND DOBOR IS THE FUNDING AGENCY. DELIVERABLES AND INVOICES.	N	P
LNR801	B	851,439.00	O - PERIODIC PROGRESS BILLING	1,290,500.00	439,061.00	7/25/2017	6/7/2017	6/6/2022	YARDI SYSTEMS, INC.	IMPLEMENT A NEW ACCOUNTS RECEIVABLE - HARBOR MANAGEMENT, VESSEL REGISTR- ; ATION AND PROPERTY MANAGEMENT SYSTEM - RFP 16-001- IT - CLAIMS TO CONTRAC	DELIVERABLES/INSPECTIONS/INVOICES	N	P
LNR405	N	3,389.03	O - PERIODIC PROGRESS BILLING	570,800.00	567,410.97	7/31/2019	8/20/2019	12/31/2024	PBR HAWAII & ASSOCIATES, INC.	KAUAI SHOOTING RANGE JOB#A00XK36A OPT TO EXTE 2- 24MOS ;	ENGINEERING DIVISION MONITORING PROGRESS AND VERIFIES INVOICE FOR PAYMENT	N	S
LNR407	A	1,527.78	O - PERIODIC PROGRESS BILLING	1,528.00	0.22	11/7/2016	7/6/2015	7/5/2021	NATURE CONSERVANCY, THE	FY 17 ENCUMBRANCE FOR THE CONSERVATION MANAGEMENT OF KANEPU'U PRESERVE ; ON THE ISLAND OF LANAI (6YRS 2017-2022)	PROGRAM MANAGERS MONITOR PROGRESS AND VERIFY INVOICE FOR PAYMENT	N	S
LNR407	A	5,994.67	O - PERIODIC PROGRESS BILLING	5,995.00	0.33	1/7/2016	7/1/2015	6/30/2021	NATURE CONSERVANCY, THE	FY16 ENCUMBRANCE FOR THE NATURAL AREA PARTNERSHIP AT PELEKUNU PRESERVE ; MULTI TERM F/6YRS	PROGRAM MANAGERS MONITOR PROGRESS AND VERIFY INVOICE FOR PAYMENT	N	S
LNR407	A	8,448.61	O - PERIODIC PROGRESS BILLING	8,449.00	0.39	1/7/2016	7/1/2014	6/30/2020	NATURE CONSERVANCY, THE	FY16 ENCUMBRANCE FOR THE NATURAL AREA PARTNERSHIP AT KAPUNAKEA PRESERVE ;	PROGRAM MANAGERS MONITOR PROGRESS AND VERIFY INVOICE FOR PAYMENT	N	S
LNR407	A	556,439.96	O - PERIODIC PROGRESS BILLING	556,441.00	1.04	7/26/2011	4/5/2019	4/4/2021	MAUI LAND & PINEAPPLE COMPANY,	FY2012 ENCUMBRANCE MULTI-TERM CONSERVATION MGMT PLAN OF PUU KUKUI ; PRESERVE ON ISLAND OF MAUI	PROGRAM MANAGERS MONITOR PROGRESS AND VERIFY INVOICE FOR PAYMENT	N	S
LNR172	B	634.69	M	825.10	190.41	4/8/2014	4/1/2016	CLOSED	1955 MAIN STREET MGMT LLC	LEASE#75-23-0600 FOR 1955 MAIN ST STE 301,400 DLNR-FORESTRY & WILD LIFE- ; MAUI BRANCH HOLDOVER CLAUSE, OPT TO EXTEND 4YRS 11 MOS.	PROGRAM MANAGERS MONITOR PROGRESS AND VERIFY INVOICE FOR PAYMENT	N	L

Department of Land and Natural Resources
Active Contracts as of December 1, 2019

Table 14

Prog ID	MOF	Amount	Frequency (M/A/O)	Max Value	Outstanding Balance	Date Executed	From	To	Entity	Contract Description	Explanation of How Contract is Monitored	POS Y/N	Category E/L/P/C/G/S/*
LNR172	B	2,005.00	O - PERIODIC PROGRESS BILLING	2,225.00	220.00	3/12/2013	3/12/2013	CLOSED	INABA ENGINEERING INC.	SURVEYING & MARKING PORTIONS OF KAUU FOREST RESERVE BOUNDARY & ADJACENT ; LANDS TO IMPR. PUBLIC ACCESS TO THE FOREST RESERVE OPT TO EXTEN 2- 12MOS.	PROGRAM MANAGERS MONITOR PROGRESS AND VERIFY INVOICE FOR PAYMENT	N	S
LNR172	B	-	O - PERIODIC PROGRESS BILLING	1,000.00	1,000.00	5/2/2019	7/30/2018	MULTI YEAR	TRIPARVATA, LLC	MULTI-YEAR CONTRACT TO PROV FINANCIAL ASSISTANCE TO ELIGIBLE LANDOWNERS ; WHO VOLUNTARILY COMMIT TO FOREST MGMT OF A PERIOD OF AT LEAST 10YRS	PROGRAM MANAGERS MONITOR PROGRESS AND VERIFY INVOICE FOR PAYMENT	N	S
LNR172	B	-	O - PERIODIC PROGRESS BILLING	1,669.00	1,669.00	4/8/2013	4/8/2013	7/31/2013	ROCK'N H FENCING LLC	INSTALL UNGULATE PROOF FENCING ON LEEWARD HALEAKALA, MAUI ;	PROGRAM MANAGERS MONITOR PROGRESS AND VERIFY INVOICE FOR PAYMENT	N	S
LNR804	W	31,986.00	O- PERIODIC PROGRESS BILLING	33,775.00	1,789.00	3/12/2013	11/26/2012	CLOSED	INABA ENGINEERING INC.	SURVEYING & MARKING PORTIONS OF KAUU FOREST RESERVE BOUNDARY & ADJACENT ; LANDS TO IMPR. PUBLIC ACCESS TO THE FOREST RESERVE OPT TO EXTEN 2- 12MOS.	PROGRAM MANAGERS MONITOR PROGRESS AND VERIFY INVOICE FOR PAYMENT	N	S
LNR172	B	39,528.89	O - PERIODIC PROGRESS BILLING	41,656.50	2,127.61	11/4/2009	8/18/2009	9/25/2022	WAIKOLOA DRY FOREST INITIATIVE	MANAGE THE NATURAL RESOURCES OF THE 275 ACRES OF THE WAIKOLOA DRY FOREST ; FOREST RECOVERY PROJECT / MULTI TERM APPROVAL (13 YRS)/ GOV'S APPRVL	PROGRAM MANAGERS MONITOR PROGRESS AND VERIFY INVOICE FOR PAYMENT	N	S
LNR172	P	1,280.69	M	3,500.00	2,219.31	4/8/2014	4/1/2016	CLOSED	1955 MAIN STREET MGMT LLC	LEASE#75-23-0600 FOR 1955 MAIN ST STE 301,400 DLNR-FORESTRY & WILD LIFE - ; MAUI BRANCH HOLDOVER CLAUSE, OPT TO EXTEND 4YRS 11 MOS.	PROGRAM MANAGERS MONITOR PROGRESS AND VERIFY INVOICE FOR PAYMENT	N	L
LNR172	A	7,940.00	O - PERIODIC PROGRESS BILLING	10,195.20	2,255.20	4/15/2014	4/15/2014	6/30/2034	SAIVA SIDDHANTA CHURCH	MANAGEMENT OF THE SAIVA SIDDHANTA CHURCH FOREST STEWARDSHIP PROJECT AREA ; MULTI-TERM	PROGRAM MANAGERS MONITOR PROGRESS AND VERIFY INVOICE FOR PAYMENT	N	S
LNR172	B	-	O - PERIODIC PROGRESS BILLING	2,877.00	2,877.00	4/24/2014	4/24/2014	6/30/2024	KAUPAKUEA ORCHARDS LLC	MANAGEMENT OF THE KAUPAKUEA ORCHARDS LLC FOREST STEWARDSHIP PROJECT AREA ;	PROGRAM MANAGERS MONITOR PROGRESS AND VERIFY INVOICE FOR PAYMENT	N	S
LNR402	N	16,567.95	O - PERIODIC PROGRESS BILLING	20,000.00	3,432.05	12/24/2012	11/26/2012	CLOSED	TRI-ISLE RESOURCE CONSERVATION	LEEWARD HALEAKALA WATERSHED WP 13-IMPLEMENTATION OF WATERSHED ; PARTNERSHIP MANAGEMENT PLANS	PROGRAM MANAGERS MONITOR PROGRESS AND VERIFY INVOICE FOR PAYMENT	N	S
LNR402	N	466,169.00	O -	470,300.00	4,131.00	4/8/2013	4/8/2013	7/31/2013	ROCK'N H FENCING LLC	INSTALL UNGULATE PROOF FENCING ON LEEWARD HALEAKALA, MAUI ;	PROGRAM MANAGERS MONITOR PROGRESS AND VERIFY INVOICE FOR PAYMENT	N	S

Department of Land and Natural Resources
Active Contracts as of December 1, 2019

Table 14

Prog ID	MOF	Amount	Frequency (M/A/O)	Max Value	Outstanding Balance	Date Executed	From	To	Entity	Contract Description	Explanation of How Contract is Monitored	POS Y/N	Category E/L/P/C/G/S/*
LNR172	A	-	O - PERIODIC PROGRESS BILLING	4,836.00	4,836.00	4/24/2014	4/24/2014	6/30/2024	KAUPAKUEA ORCHARDS LLC	MANAGEMENT OF THE KAUPAKUEA ORCHARDS LLC FOREST STEWARDSHIP PROJECT AREA ;	PROGRAM MANAGERS MONITOR PROGRESS AND VERIFY INVOICE FOR PAYMENT	N	S
LNR172	A	508.83	M	5,564.88	5,056.05	4/8/2014	4/1/2016	CLOSED	1955 MAIN STREET MGMT LLC	LEASE#75-23-0600 FOR 1955 MAIN ST STE 301,400 DLNR-FORESTRY & WILD LIFE- ; MAUI BRANCH HOLDOVER CLAUSE, OPT TO EXTEND 4YRS 11 MOS.	PROGRAM MANAGERS MONITOR PROGRESS AND VERIFY INVOICE FOR PAYMENT	N	L
LNR172	A	24,332.00	O - PERIODIC PROGRESS BILLING	30,000.00	5,668.00	6/13/2018	6/7/2018	6/6/2019	KA AHAHUI O KA NAHELEHELE	GIA - SEED VIABILITY TESTING CAPABILITIES ;	PROGRAM MANAGERS MONITOR PROGRESS AND VERIFY INVOICE FOR PAYMENT	N	S
LNR172	B	16,156.89	O - PERIODIC PROGRESS BILLING	22,357.00	6,200.11	4/24/2014	4/24/2014	6/30/2024	KAUPAKUEA ORCHARDS LLC	MANAGEMENT OF THE KAUPAKUEA ORCHARDS LLC FOREST STEWARDSHIP PROJECT AREA ;	PROGRAM MANAGERS MONITOR PROGRESS AND VERIFY INVOICE FOR PAYMENT	N	S
LNR402	A	83,782.10	O - PERIODIC PROGRESS BILLING	90,000.00	6,217.90	4/6/2018	1/31/2018	6/30/2022	NATURE CONSERVANCY, THE	EAST MOLOKAI WATERSHED PARTNERSHIP (SOUTH & EAST SLOPE MANAGEMENT) ; FY 18 ENCUMBRANCE	PROGRAM MANAGERS MONITOR PROGRESS AND VERIFY INVOICE FOR PAYMENT	N	S
LNR172	B	72,590.84	O - PERIODIC PROGRESS BILLING	79,525.00	6,934.16	5/17/2017	6/2/2017	12/31/2021	OMIZU ARCHITECTURE INC.	EDUCATION SHELTER IN MOANALUA VALLEY EDUCATION FOREST, OAHU, HAWAII ; JOB NO D00A063A	ENGINEERING DIVISION MONITORS PROGRESS AND VERIFY INVOICE FOR PAYMENT	N	S
LNR804	B	37,166.40	O - PERIODIC PROGRESS BILLING	46,458.00	9,291.60	6/21/2017	5/12/2017	5/12/2020	SWCA, INCORPORATED	COMPLETE STRATEGIC MGMT PLAN - ENVIRONMENTAL ASSESSMENTS & REGULATORY ; COMPLIANCE DOCS F/THE KANAIO GAME MGMT AREA PROJ, DLNR DOFAW MAUI DIST	PROGRAM MANAGERS MONITOR PROGRESS AND VERIFY INVOICE FOR PAYMENT	N	S
LNR172	B	-	O - PERIODIC PROGRESS BILLING	11,653.00	11,653.00	5/2/2019	7/30/2018	MULTI YEAR	TRIPARVATA, LLC	MULTI-YEAR CONTRACT TO PROV FINANCIAL ASSISTANCE TO ELIGIBLE LANDOWNERS ; WHO VOLUNTARILY COMMIT TO FOREST MGMT OF A PERIOD OF AT LEAST 10YRS	PROGRAM MANAGERS MONITOR PROGRESS AND VERIFY INVOICE FOR PAYMENT	N	S
LNR804	N	64,105.16	O - PERIODIC PROGRESS BILLING	76,000.00	11,894.84	12/24/2012	5/8/2018	6/30/2023	TRI-ISLE RESOURCE CONSERVATION	LEEWARD HALEAKALA WATERSHED WP 13-IMPLEMENTATION OF WATERSHED ; PARTNERSHIP MANAGEMENT PLANS	PROGRAM MANAGERS MONITOR PROGRESS AND VERIFY INVOICE FOR PAYMENT	N	S
LNR172	B	-	O - PERIODIC PROGRESS BILLING	13,888.00	13,888.00	6/12/2019	5/24/2019	MULTI YEAR	MDHE LLC	MULTI-YEAR CONTRACT TO IMPLEMENT FOREST STEWARDSHIP MGMT PLAN ;	PROGRAM MANAGERS MONITOR PROGRESS AND VERIFY INVOICE FOR PAYMENT	N	S
LNR172	B	-	O - PERIODIC PROGRESS BILLING	14,643.90	14,643.90	4/15/2014	4/15/2014	6/30/2034	SAIVA SIDDHANTA CHURCH	MANAGEMENT OF THE SAIVA SIDDHANTA CHURCH FOREST STEWARDSHIP PROJECT AREA ; MULTI-TERM	PROGRAM MANAGERS MONITOR PROGRESS AND VERIFY INVOICE FOR PAYMENT	N	S

Department of Land and Natural Resources
Active Contracts as of December 1, 2019

Table 14

Prog ID	MOF	Amount	Frequency (M/A/O)	Max Value	Outstanding Balance	Date Executed	From	To	Entity	Contract Description	Explanation of How Contract is Monitored	POS Y/N	Category E/L/P/C/G/S/*
LNR402	A	85,000.00	O - PERIODIC PROGRESS BILLING	100,000.00	15,000.00	6/13/2018	6/7/2016	6/22/2018	HAWAIIAN ISLANDS LAND TRUST	GIA - MULTI-ISLAND STEWARDSHIP INITIATIVE ;	PROGRAM MANAGERS MONITOR PROGRESS AND VERIFY INVOICE FOR PAYMENT	N	S
LNR172	B	54,097.27	O - PERIODIC PROGRESS BILLING	73,650.00	19,552.73	3/28/2019	9/18/2018	Multi year	NATURE CONSERVANCY, THE	KONA HEMA PRESERVE FOREST STEWARDSHIP - MULTI-YEAR ;	PROGRAM MANAGERS MONITOR PROGRESS AND VERIFY INVOICE FOR PAYMENT	N	S
LNR172	B	-	O - PERIODIC PROGRESS BILLING	19,650.00	19,650.00	4/24/2014	4/24/2014	6/30/2024	KAUPAKUEA ORCHARDS LLC	MANAGEMENT OF THE KAUPAKUEA ORCHARDS LLC FOREST STEWARDSHIP PROJECT AREA ;	PROGRAM MANAGERS MONITOR PROGRESS AND VERIFY INVOICE FOR PAYMENT	N	S
LNR172	B	-	O - PERIODIC PROGRESS BILLING	19,821.00	19,821.00	4/24/2014	4/24/2014	6/30/2024	KAUPAKUEA ORCHARDS LLC	MANAGEMENT OF THE KAUPAKUEA ORCHARDS LLC FOREST STEWARDSHIP PROJECT AREA ;	PROGRAM MANAGERS MONITOR PROGRESS AND VERIFY INVOICE FOR PAYMENT	N	S
LNR407	A	-	O - PERIODIC PROGRESS BILLING	20,000.00	20,000.00	4/6/2018	7/1/2016	6/30/2022	NATURE CONSERVANCY, THE	EAST MOLOKAI WATERSHED PARTNERSHIP (SOUTH & EAST SLOPE MANAGEMENT) ; FY 18 ENCUMBRANCE	PROGRAM MANAGERS MONITOR PROGRESS AND VERIFY INVOICE FOR PAYMENT	N	S
LNR402	A	24,000.00	O - PERIODIC PROGRESS BILLING	47,000.00	23,000.00	3/22/2019	3/28/2019	3/1/2022	BIG ISLAND RESOURCE	GIA - IMPLEMENT MAUNA KEA WATERSHED ALLIANCE ENVIRONMENTAL EDUCATION PGM ;	PROGRAM MANAGERS MONITOR PROGRESS AND VERIFY INVOICE FOR PAYMENT	N	S
LNR402	A	-	O - PERIODIC PROGRESS BILLING	25,000.00	25,000.00	4/9/2018	2/6/2018	2/5/2020	NATURE CONSERVANCY, THE	KAUAI WATERSHED ALLIANCE IMPLEMENTATION OF WATERSHED PROTECTION PLAN ; (01/31/18- 06/30/20) FY 18 ENCUMBRANCE #WP18-19	PROGRAM MANAGERS MONITOR PROGRESS AND VERIFY INVOICE FOR PAYMENT	N	S
LNR172	B	-	O - PERIODIC PROGRESS BILLING	25,020.38	25,020.38	4/15/2014	4/15/2014	6/30/2034	SAIVA SIDDHANTA CHURCH	MANAGEMENT OF THE SAIVA SIDDHANTA CHURCH FOREST STEWARDSHIP PROJECT AREA ; MULTI-TERM	PROGRAM MANAGERS MONITOR PROGRESS AND VERIFY INVOICE FOR PAYMENT	N	S
LNR172	B	-	O - PERIODIC PROGRESS BILLING	26,087.00	26,087.00	4/17/2019	9/18/2018	MULTI YEAR	HOKU NUI FARMS LLC	PROVIDE FINANCIAL ASSISTANCE TO ELIGIBLE LANDOWNERS WHO VOLUNTARILY ; COMMIT TO FOREST MGMT FOR A PERIOD OF AT LEAST 10YRS - MULTI-YR CONTRACT	PROGRAM MANAGERS MONITOR PROGRESS AND VERIFY INVOICE FOR PAYMENT	N	S
LNR172	B	4,200.00	O - PERIODIC PROGRESS BILLING	31,250.00	27,050.00	5/23/2012	5/4/2012	9/30/2025	HUI KU MAOLI OLA LLC	FOREST STEWARDSHIP AGREEMENT TO IMPLEMENT APPROVED FOREST STEWARDSHIP ; MANAGEMENT PLAN 2012 MULTI-TERM & GOVERNOR'S APPROVAL	PROGRAM MANAGERS MONITOR PROGRESS AND VERIFY INVOICE FOR PAYMENT	N	S

Department of Land and Natural Resources
Active Contracts as of December 1, 2019

Table 14

Prog ID	MOF	Amount	Frequency (M/A/O)	Max Value	Outstanding Balance	Date Executed	From	To	Entity	Contract Description	Explanation of How Contract is Monitored	POS Y/N	Category E/L/P/C/G/S/*
LNR172	B	-	O - PERIODIC PROGRESS BILLING	27,904.00	27,904.00	4/17/2019	9/18/2018	MULTI YEAR	HOKU NUI FARMS LLC	PROVIDE FINANCIAL ASSISTANCE TO ELIGIBLE LANDOWNERS WHO VOLUNTARILY ; COMMIT TO FOREST MGMT FOR A PERIOD OF AT LEAST 10YRS - MULTI-YR CONTRACT	PROGRAM MANAGERS MONITOR PROGRESS AND VERIFY INVOICE FOR PAYMENT	N	S
LNR402	A	89,155.50	O - PERIODIC PROGRESS BILLING	118,874.00	29,718.50	2/20/2018	1/31/2018	6/30/2020	MALAMA O PUNA	GIA - KEAUOHANA FOREST RESTORATION ;	PROGRAM MANAGERS MONITOR PROGRESS AND VERIFY INVOICE FOR PAYMENT	N	S
LNR172	B	-	O - PERIODIC PROGRESS BILLING	31,250.00	31,250.00	5/23/2012	5/4/2012	9/30/2025	HUI KU MAOLI OLA LLC	FOREST STEWARDSHIP AGREEMENT TO IMPLEMENT APPROVED FOREST STEWARDSHIP ; MANAGEMENT PLAN 2012 MULTI-TERM & GOVERNOR'S APPROVAL	PROGRAM MANAGERS MONITOR PROGRESS AND VERIFY INVOICE FOR PAYMENT	N	S
LNR172	B	-	O - PERIODIC PROGRESS BILLING	31,250.00	31,250.00	5/23/2012	5/4/2012	9/30/2025	HUI KU MAOLI OLA LLC	FOREST STEWARDSHIP AGREEMENT TO IMPLEMENT APPROVED FOREST STEWARDSHIP ; MANAGEMENT PLAN 2012 MULTI-TERM & GOVERNOR'S APPROVAL	PROGRAM MANAGERS MONITOR PROGRESS AND VERIFY INVOICE FOR PAYMENT	N	S
LNR172	B	7,367.46	O- PERIODIC PROGRESS BILLING	40,190.00	32,822.54	11/25/2008	11/3/2008	6/30/2023	MAUI LAND & PINEAPPLE COMPANY,	HONOLUA WAO KELE FOREST STEWARDSHIP PROJECT; MULTI- TERM CONTRACT FOR ; TEN (10) YRS; 08-DG-1105-2021-193	PROGRAM MANAGERS MONITOR PROGRESS AND VERIFY INVOICE FOR PAYMENT	N	S
LNR172	B	2,848.00	O - PERIODIC PROGRESS BILLING	36,875.00	34,027.00	5/25/2017	3/21/2017	3/21/1932	HALEAKALA RANCH COMPANY	FOREST STEWARDSHIP MANAGEMENT PLAN NATIVE FOREST RESTORATION AT UKULELE ; HALEAKALA RANCH, MAUI	PROGRAM MANAGERS MONITOR PROGRESS AND VERIFY INVOICE FOR PAYMENT	N	S
LNR172	B	-	O - PERIODIC PROGRESS BILLING	34,135.00	34,135.00	6/7/2019	3/12/2019	MULTI YEAR	LOUI, STEPHANIE	MULTI- YEAR CONTRACT TO IMPLEMENT THE FOREST STEWARDSHIP MANAGEMENT PLAN ; CHPTR 195F HRS	PROGRAM MANAGERS MONITOR PROGRESS AND VERIFY INVOICE FOR PAYMENT	N	S
LNR172	B	-	O - PERIODIC PROGRESS BILLING	34,217.90	34,217.90	3/28/2019	3/7/2019	MULTI YEAR	SHLACHTER, MARC	FOREST STEWARDSHIP PROGRAM - MULTI-YEAR CONTRACT ;	PROGRAM MANAGERS MONITOR PROGRESS AND VERIFY INVOICE FOR PAYMENT	N	S
LNR172	B	-	O - PERIODIC PROGRESS BILLING	35,000.00	35,000.00	5/25/2017	3/21/2017	3/21/1932	HALEAKALA RANCH COMPANY	FOREST STEWARDSHIP MANAGEMENT PLAN NATIVE FOREST RESTORATION AT UKULELE ; HALEAKALA RANCH, MAUI	PROGRAM MANAGERS MONITOR PROGRESS AND VERIFY INVOICE FOR PAYMENT	N	S
LNR402	A	15,489.83	O - PERIODIC PROGRESS BILLING	50,922.00	35,432.17	4/6/2018	1/31/2018	6/30/2020	MALAMA KAHALAWAI, INC.	WEST MAUI MOUNTAINS WATERSHED PARTNERSHIP (FY 2018 ENCUMBRANCE) ;	PROGRAM MANAGERS MONITOR PROGRESS AND VERIFY INVOICE FOR PAYMENT	N	S
LNR402	P	195,338.29	O - PERIODIC PROGRESS BILLING	232,260.00	36,921.71	6/1/2016	6/14/2016	12/31/2020	KAMMAN HYDROLOGY &	MANA PLAIN WETLAND RESTORATION PROJECT, WAIMEA, KAUAI ; JOB#D00XK60A	ENGINEERING DIVISION MONITORING PROGRESS AND VERIFIES INVOICE FOR PAYMENT	N	S

Department of Land and Natural Resources
Active Contracts as of December 1, 2019

Table 14

Prog ID	MOF	Amount	Frequency (M/A/O)	Max Value	Outstanding Balance	Date Executed	From	To	Entity	Contract Description	Explanation of How Contract is Monitored	POS Y/N	Category E/L/P/C/G/S/*
LNR804	N	-	O - PERIODIC PROGRESS BILLING	40,000.00	40,000.00	6/29/2016	6/1/2016	12/1/2018	KUPU	MANAGE & COORDINATE THE YOUTH CONSERVATION CORPS RFP-YCC17 ; OPT TO EXTEND 2-12MOS.	PROGRAM MANAGERS MONITOR PROGRESS AND VERIFY INVOICE FOR PAYMENT	N	S
LNR172	A	-	O- PERIODIC PROGRESS BILLING	41,090.00	41,090.00	11/25/2008	11/3/2008	6/30/2023	MAUI LAND & PINEAPPLE COMPANY,	HONOLUA WAO KELE FOREST STEWARDSHIP PROJECT; MULTI-TERM CONTRACT FOR ; TEN (10) YRS; 08-DG-1105-2021-193	PROGRAM MANAGERS MONITOR PROGRESS AND VERIFY INVOICE FOR PAYMENT	N	S
LNR172	B	22,273.25	O - PERIODIC PROGRESS BILLING	64,217.00	41,943.75	6/9/2005	4/1/2005	MULTI YEAR	NEAULANI INC.	FOREST STEWARDSHIP OF OLA HONUA FOR FY 2005 TOTAL CONTRACT AMT FOR 10 YR ; PERIOD IS 493474 1ST YR-30021 2ND YR-37417 3RD YR-46117 4TH YR-46817	PROGRAM MANAGERS MONITOR PROGRESS AND VERIFY INVOICE FOR PAYMENT	N	S
LNR172	B	-	O- PERIODIC PROGRESS BILLING	41,990.00	41,990.00	11/25/2008	11/3/2008	6/30/2023	MAUI LAND & PINEAPPLE COMPANY,	HONOLUA WAO KELE FOREST STEWARDSHIP PROJECT; MULTI-TERM CONTRACT FOR ; TEN (10) YRS; 08-DG-1105-2021-193	PROGRAM MANAGERS MONITOR PROGRESS AND VERIFY INVOICE FOR PAYMENT	N	S
LNR172	B	9,809.40	O- PERIODIC PROGRESS BILLING	56,940.00	47,130.60	5/2/2019	7/30/2018	MULTI YEAR	TRIPARVATA, LLC	MULTI-YEAR CONTRACT TO PROV FINANCIAL ASSISTANCE TO ELIGIBLE LANDOWNERS ; WHO VOLUNTARILY COMMIT TO FOREST MGMT OF A PERIOD OF AT LEAST 10YRS	PROGRAM MANAGERS MONITOR PROGRESS AND VERIFY INVOICE FOR PAYMENT	N	S
LNR402	A	150,000.00	O - PERIODIC PROGRESS BILLING	200,000.00	50,000.00	6/15/2018	7/1/2017	6/30/2020	KUPU	GRANT IN AID HAWAII YOUTH CONSERVATION CAMP ;	PROGRAM MANAGERS MONITOR PROGRESS AND VERIFY INVOICE FOR PAYMENT	N	S
LNR172	A	-	O - PERIODIC PROGRESS BILLING	58,712.77	58,712.77	10/16/2019	8/12/2019	8/11/2020	FOREST SOLUTIONS INC.	CONDUCT FOREST INVENTORY AT KAPAPALA KOA CANOE MGMT AREA - #EA 1906-01 ;	PROGRAM MANAGERS MONITOR PROGRESS AND VERIFY INVOICE FOR PAYMENT	N	S
LNR402	T	26,772.66	O - PERIODIC PROGRESS BILLING	90,000.00	63,227.34	4/17/2018	2/6/2018	2/5/2020	KOHALA CENTER INC., THE	IMPLEMENTATION OF WATERSHED PARTNERSHIP MANAGEMENT PLANS RFP WP18-19 ; FY 19 170,000OPT TO EXTEND 1-24MOS.	PROGRAM MANAGERS MONITOR PROGRESS AND VERIFY INVOICE FOR PAYMENT	N	S
LNR407	A	3,750.17	O - PERIODIC PROGRESS BILLING	69,750.00	65,999.83	8/27/2014	7/1/2011	MULTI YEAR	NATURE CONSERVANCY, THE	FY2015 ENCUMBRANCE FOR THE NATURAL AREA PARTNERSHIP AT WAIKAMOI PRESERVE ; EAST MAUI IRRIGATION ADDITION	PROGRAM MANAGERS MONITOR PROGRESS AND VERIFY INVOICE FOR PAYMENT	N	S
LNR407	A	-	O - PERIODIC PROGRESS BILLING	72,974.00	72,974.00	1/7/2016	7/6/2015	7/5/2021	NATURE CONSERVANCY, THE	FY16 ENCUMBRANCE FOR THE NATURAL AREA PARTNERSHIP AT PELEKUNU PRESERVE ; MULTI TERM F/6YRS	PROGRAM MANAGERS MONITOR PROGRESS AND VERIFY INVOICE FOR PAYMENT	N	S

Department of Land and Natural Resources
Active Contracts as of December 1, 2019

Table 14

Prog ID	MOF	Amount	Frequency (M/A/O)	Max Value	Outstanding Balance	Date Executed	From	To	Entity	Contract Description	Explanation of How Contract is Monitored	POS Y/N	Category E/L/P/C/G/S/*
LNR804	W	15,000.00	O - PERIODIC PROGRESS BILLING	94,999.00	79,999.00	6/10/2019	6/13/2019	6/12/2024	TRAILHEAD LABS, INC.	CONTRACT TO DEVELOP,CONFIGURE,DELIVER & DEPLOY TWO MOBILE APPLICATIONS ; ONE FOR THE STATE OF HAWAII HUNTING PRGM & ONE FOR THE TRAIL & ACCESS	PROGRAM MANAGERS MONITOR PROGRESS AND VERIFY INVOICE FOR PAYMENT	N	S
LNR407	A	-	O - PERIODIC PROGRESS BILLING	102,858.00	102,858.00	1/7/2016	7/1/2015	6/30/2021	NATURE CONSERVANCY, THE	FY16 ENCUMBRANCE FOR THE NATURAL AREA PARTNERSHIP AT KAPUNAKEA PRESERVE ;	PROGRAM MANAGERS MONITOR PROGRESS AND VERIFY INVOICE FOR PAYMENT	N	S
LNR804	N	334,789.29	O - PERIODIC PROGRESS BILLING	446,000.00	111,210.71	6/21/2017	5/12/2017	5/12/2020	SWCA, INCORPORATED	COMPLETE STRATEGIC MGMT PLAN - ENVIRONMENTAL ASSESSMENTS & REGULATORY ; COMPLIANCE DOCS F/THE KANAIO GAME MGMT AREA PROJ, DLNR DOFAW MAUI DIST	PROGRAM MANAGERS MONITOR PROGRESS AND VERIFY INVOICE FOR PAYMENT	N	S
LNR402	A	-	O - PERIODIC PROGRESS BILLING	170,000.00	170,000.00	4/17/2018	2/6/2018	2/5/2020	KOHALA CENTER INC., THE	IMPLEMENTATION OF WATERSHED PARTNERSHIP MANAGEMENT PLANS RFP WP18-19 ; FY 19 170,000OPT TO EXTEND 1-24MOS.	PROGRAM MANAGERS MONITOR PROGRESS AND VERIFY INVOICE FOR PAYMENT	N	S
LNR407	A	-	O - PERIODIC PROGRESS BILLING	178,002.00	178,002.00	8/16/2018	1/31/2018	6/30/2020	NATURE CONSERVANCY, THE	NATURAL AREA PARTNERSHIP AT KAMAKOU PRESERVE - FY 2019-2024 ;	PROGRAM MANAGERS MONITOR PROGRESS AND VERIFY INVOICE FOR PAYMENT	N	S
LNR402	A	3,255.69	O - PERIODIC PROGRESS BILLING	298,000.00	294,744.31	4/9/2018	1/31/2018	6/30/2022	NATURE CONSERVANCY, THE	KAUAI WATERSHED ALLIANCE IMPLEMENTATION OF WATERSHED PROTECTION PLAN ; (01/31/18- 06/30/20) FY 18 ENCUMBRANCERFP #WP18-19	PROGRAM MANAGERS MONITOR PROGRESS AND VERIFY INVOICE FOR PAYMENT	N	S
LNR402	P	381,328.00	O - PERIODIC PROGRESS BILLING	929,982.00	548,654.00	1/3/2019	11/23/2018	1/1/2023	MALAMA HULEIA	ALEKOKO COASTAL WETLAND RESTORATION:TO RESTORE THE NATIVE ECOSYSTEM ; THROUGH THE REMOVAL OF THE INVASIVE MANGROVE & RESTORE WETLAND W/NATIVE	PROGRAM MANAGERS MONITOR PROGRESS AND VERIFY INVOICE FOR PAYMENT	N	S
LNR810	B	-	O - PERIODIC PROGRESS BILLING	76.00	76.00	11/17/2016	5/14/2018	12/31/2019	COLUCCIO,FRANK CONSTRUCTION CO	MANOA STREAM IMPR. AT WOODLAWN DRIVE BRIDGE, MANOA, OAHU, HI ; JOB#J38CO56A	ENGINEERING DIVISION MONITORING PROGRESS AND VERIFIES INVOICE FOR PAYMENT	N	S
LNR810	B	24,695.31	O - PERIODIC PROGRESS BILLING	25,000.00	304.69	6/25/2008	6/25/2008	N/A	ROBBINS & ASSOCIATES	TO PROVIDE LEGAL SERVICES FOR COMPLEX LITIGATION KALOKO DAM FAILURE ; (AG & DLNR)	CONTRACT MONITORED BY DEPARTMENT OF ATTORNEY GENERAL		
LNR141	B	198,634.19	O - PERIODIC PROGRESS BILLING	200,000.00	1,365.81	5/22/2014	4/28/2014	12/31/2020	BROWN AND CALDWELL	TECHNICAL ASSISTANCE & ADVISORY SVCS RELATED TO GEOTHERMAL RESOURCES ; JOB#G00BS99D	ENGINEERING DIVISION MONITORING PROGRESS AND VERIFIES INVOICE FOR PAYMENT	N	S

Department of Land and Natural Resources
Active Contracts as of December 1, 2019

Table 14

<u>Prog ID</u>	<u>MOF</u>	<u>Amount</u>	<u>Frequency</u> <u>(M/A/O)</u>	<u>Max Value</u>	<u>Outstanding</u> <u>Balance</u>	<u>Date</u> <u>Executed</u>	<u>From</u>	<u>To</u>	<u>Entity</u>	<u>Contract Description</u>	<u>Explanation of How Contract is Monitored</u>	<u>POS</u> <u>Y/N</u>	<u>Category</u> <u>E/L/P/C/G/S/*</u>
LNR810	B	86,867.00	O - PERIODIC PROGRESS BILLING	99,000.00	12,133.00	1/31/2018	2/14/2018	12/31/2022	AECOM TECHNICAL SERVICES, INC.	DAM SAFETY PHASE 1 INSPECTIONS- KAUAI ; JOB#DS-2017-11	ENGINEERING DIVISION MONITORING PROGRESS AND VERIFIES INVOICE FOR PAYMENT	N	S
LNR810	B	86,754.29	O - PERIODIC PROGRESS BILLING	99,000.00	12,245.71	2/2/2018	2/16/2018	12/31/2022	YOGI KWONG ENGINEERS, LLC	DAME SAFETY PHASE I INSPECTIONS - OAHU - JOB #DS-2017-12 ;	ENGINEERING DIVISION MONITORING PROGRESS AND VERIFIES INVOICE FOR PAYMENT	N	S
LNR810	B	85,980.00	O - PERIODIC PROGRESS BILLING	99,000.00	13,020.00	2/2/2018	2/14/2018	12/31/2022	KLEINSCHMIDT ASSOCIATES	DAM SAFETY PHASE 1 INSPECTIONS- HAWAII JOB#DS-2017-14 ; OPT TO EXTEND 2-24MOS.	ENGINEERING DIVISION MONITORING PROGRESS AND VERIFIES INVOICE FOR PAYMENT	N	S
	A	126,984.50	O - PERIODIC PROGRESS BILLING	148,399.00	21,414.50	1/13/2017	1/27/2017	12/31/2020	CB&I ENVIRONMENTAL &	SMALL SALE BEACH RESTORATION STATEWIDE JOB#E00AS43A ;	ENGINEERING DIVISION MONITORING PROGRESS AND VERIFIES INVOICE FOR PAYMENT	N	S
LNR810	P	84,167.38	O - PERIODIC PROGRESS BILLING	117,000.00	32,832.62	3/14/2019	3/14/2019	12/31/2023	PBR HAWAII & ASSOCIATES, INC.	CREATE A FLOOD VULNERABILITY ASSESSMENT RPT F/HAWAII COUNTY BY BLDG A ; DIGITAL GIS - LAYER OF BLDG FOOTPRINTS F/INTEGRATION INTO THE GIS WEB	ENGINEERING DIVISION MONITORING PROGRESS AND VERIFIES INVOICE FOR PAYMENT	N	S
LNR810	B	238,639.10	O - PERIODIC PROGRESS BILLING	300,000.00	61,360.90	9/21/2018	10/23/2019	12/31/2023	GANNETT FLEMING, INC.	DAM SAFETY - PHASE I INSPECTIONS - MAUI - #DS-2018-02M ;	ENGINEERING DIVISION MONITORING PROGRESS AND VERIFIES INVOICE FOR PAYMENT	N	S
LNR810	B	34,800.00	O - PERIODIC PROGRESS BILLING	99,000.00	64,200.00	4/16/2018	4/2/2018	12/31/2022	AECOM TECHNICAL SERVICES, INC.	DAM SAFETY FAILURE MODE ANALYSIS, STATEWIDE JOB#DS-2017- 15 ; OPT TO EXTEND 2-24 MOS.	ENGINEERING DIVISION MONITORING PROGRESS AND VERIFIES INVOICE FOR PAYMENT	N	S
LNR810	P	1,314.50	O - PERIODIC PROGRESS BILLING	95,000.00	93,685.50	4/18/2019	4/18/2019	12/31/2023	PBR HAWAII & ASSOCIATES, INC.	CREATE A FLOOD VULNERABILITY ASSESSMENT REPORT F/THE ISLAND OF MAUI BY ; DEVELOPING A DIGITAL GIS LAYER OF BLDG FOOTPRINTS F/INTEGRATION INTO FHA	ENGINEERING DIVISION MONITORING PROGRESS AND VERIFIES INVOICE FOR PAYMENT	N	S
LNR141	B	-	O - PERIODIC PROGRESS BILLING	100,000.00	100,000.00	6/13/2019	8/9/2019	12/31/2024	BROWN AND CALDWELL	GEOTHERMAL TECHNICAL ASSISTANCE COORDINATION & ADVISORY SVCS ; JOB #G00BS99H	ENGINEERING DIVISION MONITORING PROGRESS AND VERIFIES INVOICE FOR PAYMENT	N	S
LNR810	B	110,687.03	O - PERIODIC PROGRESS BILLING	250,000.00	139,312.97	8/27/2018	9/6/2018	6/30/2023	UNIVERSITY OF HAWAII	RESERVOIR WATER LEVEL MONITORING ;	ENGINEERING DIVISION MONITORING PROGRESS AND VERIFIES INVOICE FOR PAYMENT	N	S
LNR810	B	154,947.76	O - PERIODIC PROGRESS BILLING	300,000.00	145,052.24	1/13/2017	3/6/2017	12/31/2021	AECOM TECHNICAL SERVICES, INC.	TECHNICAL ASSISTANCE & TRAINING FOR DAM SAFETY PROGRAM ; JOB#DS-2016-01S	ENGINEERING DIVISION MONITORING PROGRESS AND VERIFIES INVOICE FOR PAYMENT	N	S

Department of Land and Natural Resources
Active Contracts as of December 1, 2019

Prog ID	MOF	Amount	Frequency (M/A/O)	Max Value	Outstanding Balance	Date Executed	From	To	Entity	Contract Description	Explanation of How Contract is Monitored	POS Y/N	Category E/L/P/C/G/S/*
LNR810	B	-	O - PERIODIC PROGRESS BILLING	149,850.52	149,850.52	11/17/2016	5/14/2018	12/31/2019	COLUCCIO,FRANK CONSTRUCTION CO	MANOA STREAM IMPR. AT WOODLAWN DRIVE BRIDGE, MANOA, OAHU, HI ; JOB#J38CO56A	ENGINEERING DIVISION MONITORING PROGRESS AND VERIFIES INVOICE FOR PAYMENT	N	S
LNR141	A	287,053.98	O - PERIODIC PROGRESS BILLING	448,971.50	161,917.52	11/17/2016	5/14/2018	12/31/2019	COLUCCIO,FRANK CONSTRUCTION CO	MANOA STREAM IMPR. AT WOODLAWN DRIVE BRIDGE, MANOA, OAHU, HI ; JOB#J38CO56A	ENGINEERING DIVISION MONITORING PROGRESS AND VERIFIES INVOICE FOR PAYMENT	N	S
LNR906	T	-	M	179,890.25	179,890.25	9/4/2019	AWAITING NTP		HEALY TIBBITTS BUILDERS, INC.	ALA WAI CANAL DREDGING AND HECO CABLE REMOVAL, HONOLULU, OAHU, HI ; JOB NO. G54CO51B	ENGINEERING DIVISION MONITORING PROGRESS AND VERIFIES INVOICE FOR PAYMENT	N	S
LNR141	B	35,283.00	O - PERIODIC PROGRESS BILLING	230,000.00	194,717.00	4/4/2019	4/15/2019	12/31/2024	GEOTERMEX, INC.	TECHNICAL & ADVISORY SVCS RELATED TO GEOTHERMAL RESOURCES & RECOVERY ; STATEWIDE - JOB #G00BS99G	ENGINEERING DIVISION MONITORING PROGRESS AND VERIFIES INVOICE FOR PAYMENT	N	S
LNR810	B	-	O - PERIODIC PROGRESS BILLING	200,000.00	200,000.00	9/27/2019	10/18/2019	12/31/2024	AECOM TECHNICAL SERVICES, INC.	DAM SAFETY - 2019 OAHU INSPECTIONS - PROJ #DS-2019-03 ;	ENGINEERING DIVISION MONITORING PROGRESS AND VERIFIES INVOICE FOR PAYMENT	N	S
	A	-	M	223,505.00	223,505.00	10/15/2019	AWAITING NTP		AMERITECH SLOPE CONSTRUCTORS,	MANOA FALLS TRAIL ROCKFALL MITIGATION - HONOLULU, OAHU, HI ; JOB #F45CO46B	ENGINEERING DIVISION MONITORING PROGRESS AND VERIFIES INVOICE FOR PAYMENT	N	S
LNR810	B	-	O - PERIODIC PROGRESS BILLING	250,000.00	250,000.00	7/25/2019	8/6/2019	8/6/2024	UNIVERSITY OF HAWAII	RESERVOIR MONITORING STATIONS - YR 2 ;	ENGINEERING DIVISION MONITORING PROGRESS AND VERIFIES INVOICE FOR PAYMENT	N	S
LNR810	B	99,000.00	O - PERIODIC PROGRESS BILLING	400,000.00	301,000.00	5/5/2017	5/12/2017	12/31/2022	TOWILL, R. M. CORPORATION	HYDROLOGIC AND HYDRAULIC ANALYSIS FOR VARIOUS DAMS ; JOB NO 2016-DS-025	ENGINEERING DIVISION MONITORING PROGRESS AND VERIFIES INVOICE FOR PAYMENT	N	S
LNR810	B	84,702.70	O - PERIODIC PROGRESS BILLING	400,000.00	315,297.30	6/21/2018	7/9/2018	12/31/2023	GANNETT FLEMING, INC.	TECHNICAL ASSISTANCE F/DAM SAFETY PROGRAM - JOB #DS-2018-01 ;	ENGINEERING DIVISION MONITORING PROGRESS AND VERIFIES INVOICE FOR PAYMENT	N	S
LNR810	B	-	O - PERIODIC PROGRESS BILLING	400,000.00	400,000.00	11/8/2019	AWAITING NTP	12/31/2024	GANNETT FLEMING, INC.	DAM SAFETY SEISMIC HAZARD ASSESSMENT - PROJ #DS-2019-02 ;	ENGINEERING DIVISION MONITORING PROGRESS AND VERIFIES INVOICE FOR PAYMENT	N	S
	A	300,907.75	O - PERIODIC PROGRESS BILLING	799,300.00	498,392.25	11/9/2016	11/21/2016	12/31/2021	SEA ENGINEERING, INC.	WAIKIKI BEACH RESTORATION - JOB NO E00X030C ;	ENGINEERING DIVISION MONITORING PROGRESS AND VERIFIES INVOICE FOR PAYMENT	N	S
	A	-	M	1,476,495.00	1,476,495.00	10/15/2019	AWAITING NTP		AMERITECH SLOPE CONSTRUCTORS,	MANOA FALLS TRAIL ROCKFALL MITIGATION - HONOLULU, OAHU, HI ; JOB #F45CO46B	ENGINEERING DIVISION MONITORING PROGRESS AND VERIFIES INVOICE FOR PAYMENT	N	S

Department of Land and Natural Resources
Active Contracts as of December 1, 2019

Table 14

Prog ID	MOF	Amount	Frequency (M/A/O)	Max Value	Outstanding Balance	Date Executed	From	To	Entity	Contract Description	Explanation of How Contract is Monitored	POS Y/N	Category E/L/P/C/G/S/*
LNR906	T	-	M	1,798,902.50	1,798,902.50	9/4/2019	AWAITING NTP		HEALY TIBBITTS BUILDERS, INC.	ALA WAI CANAL DREDGING AND HECO CABLE REMOVAL, HONOLULU, OAHU, HI ; JOB NO. G54CO51B	ENGINEERING DIVISION MONITORING PROGRESS AND VERIFIES INVOICE FOR PAYMENT	N	S
LNR404	A	6,500.00	M	7,500.00	1,000.00	11/1/2017	11/15/2017	11/15/2018	CENTER FOR TOMORROW'S LEADERS	WSAG17:WAI FOR HAWAII OPT TO EXTEND 2-6MOS ;	QUARTERLY OR MORE FREQUENT MEETINGS OR TELECONFERENCES; INVOICES COMPARED WITH SCOPE OF WORK, PAYMENT AND COMPENSATION SCHEDULE.	N	S
LNR404	A	81,000.00	M	100,000.00	19,000.00	12/22/2017	1/10/2018	1/10/2019	HOKU NUI MAUI, LLC	WSAG 17:WATER SECURITY FOR AGRICULTURE-CAPTURING & UTILIZAIING ON FARM ; SURFACE WATER. OPT TO EXTEND 2-6MOS	QUARTERLY OR MORE FREQUENT MEETINGS OR TELECONFERENCES; INVOICES COMPARED WITH SCOPE OF WORK, PAYMENT AND COMPENSATION SCHEDULE.	N	S
LNR404	A	36,186.50	M	74,293.00	38,106.50	11/1/2017	11/15/2017	11/15/2018	KA'ALA FARM, INC.	WSAG 17: KAALA FARM INC. OPT TO EXTEND 2-6MOS ;	QUARTERLY OR MORE FREQUENT MEETINGS OR TELECONFERENCES; INVOICES COMPARED WITH SCOPE OF WORK, PAYMENT AND COMPENSATION SCHEDULE.	N	S
LNR802	A	92,414.67	A	300,000.00	207,585.33	2/1/2019	2/1/2018	6/30/2019	VANASSE HANGEN BRUSTLIN INC	DESIGN, DEVELOP & IMPLEMENT THE HAWAII CULTURAL RESOURCE INFO SYSTEM ON ; BEHALF OF THE STATE HISTORIC PRESERVATION DIVISION	WITH TECHNICAL SUPPORT FROM OCEANIT, A COMMITTEE OF SHPD STAFF HAS AT LEAST WEEKLY CONFERENCE CALLS WITH VENDOR TO REVIEW PROGRESS/STATUS & APPROVE PROJECT ELEMENTS	N	E
LNR802	A	-		450,000.00	450,000.00	2/1/2019			VANASSE HANGEN BRUSTLIN INC	DESIGN, DEVELOP & IMPLEMENT THE HAWAII CULTURAL RESOURCE INFO SYSTEM ON ; BEHALF OF THE STATE HISTORIC PRESERVATION DIVISION	WITH TECHNICAL SUPPORT FROM OCEANIT, A COMMITTEE OF SHPD STAFF HAS AT LEAST WEEKLY CONFERENCE CALLS WITH VENDOR TO REVIEW PROGRESS/STATUS & APPROVE PROJECT ELEMENTS	N	E
LNR101	B	220,087.64	CONTRACT EXPIRED IN JANUARY 2015	220,937.00	849.36	5/22/2013	CLOSED		AMEC ENVIRONMENT &	ENVIRONMENTAL SVCS TO REMEIDATE LEAD PELLET CONTAMINATION FOUND ON STATE ; UNENCUMBERED LANDS AT KAIMALINO BEACH, KAILUA OPT TO EXTEND 1-12MOS.	LAND DIVISION MONITORED THE PROGRESS PERFORMED BY THE VENDOR	Y	S
LNR101	B	-	O - PERIODIC PROGRESS BILLING	4,899.40	4,899.40	9/16/2004	4/23/2008	12/31/2024	ALLIANCE CONTRACTING, LLC	DEMOLITION, DEBRIS LOADING, HAULING & DISPOSAL AT TMK:3-4-15:27, PALOLO ; VALLEY JOB#500BO35A.	ENGINEERING DIVISION MONITORING PROGRESS AND VERIFIES INVOICE FOR PAYMENT	N	s
LNR101	B	-	O - PERIODIC PROGRESS BILLING	6,750.00	6,750.00	9/16/2004	4/23/2008	12/31/2024	ALLIANCE CONTRACTING, LLC	DEMOLITION, DEBRIS LOADING, HAULING & DISPOSAL AT TMK:3-4-15:27, PALOLO ; VALLEY JOB#500BO35A.	ENGINEERING DIVISION MONITORING PROGRESS AND VERIFIES INVOICE FOR PAYMENT	N	s
LNR101	B	-	O - PERIODIC PROGRESS BILLING	10,000.00	10,000.00	9/16/2004	4/23/2008	12/31/2024	ALLIANCE CONTRACTING, LLC	DEMOLITION, DEBRIS LOADING, HAULING & DISPOSAL AT TMK:3-4-15:27, PALOLO ; VALLEY JOB#500BO35A.	ENGINEERING DIVISION MONITORING PROGRESS AND VERIFIES INVOICE FOR PAYMENT	N	s

Department of Land and Natural Resources
Active Contracts as of December 1, 2019

Table 14

Prog ID	MOF	Amount	Frequency (M/A/O)	Max Value	Outstanding Balance	Date Executed	From	To	Entity	Contract Description	Explanation of How Contract is Monitored	POS Y/N	Category E/L/P/C/G/S/*
LNR101	B	-	O - PERIODIC PROGRESS BILLING	16,400.00	16,400.00	8/31/2018	Awaiting NTP		CUSHNIE CONSTRUCTION COMPANY	STREAM MOUTH MAINTENANCE AT VARIOUS LOCATIONS, KAUAI, HAWAII ; JOB #500BK54K	ENGINEERING DIVISION MONITORING PROGRESS AND VERIFIES INVOICE FOR PAYMENT	N	S
LNR101	B	327,724.00	O - PERIODIC PROGRESS BILLING	346,116.00	18,392.00	7/16/2015	7/29/2015	12/31/2023	SEA ENGINEERING, INC.	KAANAPALI BEACH RESTORATION AND BERM ENHANCEMENT, KAANAPALI, MAUI, HAWAI ; JOB NO E00XM30A	ENGINEERING DIVISION MONITORING PROGRESS AND VERIFIES INVOICE FOR PAYMENT	N	s
LNR101	B	-	O - PERIODIC PROGRESS BILLING	24,950.00	24,950.00	5/2/2016	5/11/2016	12/31/2020	SEA ENGINEERING, INC.	ROYAL HAWAIIAN GROIN REPLACEMENT, OAHU ; JOB#E00XO30B	ENGINEERING DIVISION MONITORING PROGRESS AND VERIFIES INVOICE FOR PAYMENT	N	s
LNR101	B	-	O - PERIODIC PROGRESS BILLING	25,741.81	25,741.81	10/30/2019	11/6/2019	1/4/2020	JS INT'L INC.	KUHIO BEACH STUB GROIN EROSION REMEDICATION, HONOLULU ; JOB#E00X030D	ENGINEERING DIVISION MONITORING PROGRESS AND VERIFIES INVOICE FOR PAYMENT	N	S
LNR906	T	-	O - PERIODIC PROGRESS BILLING	25,741.82	25,741.82	10/30/2019	11/6/2019	1/4/2020	JS INT'L INC.	KUHIO BEACH STUB GROIN EROSION REMEDICATION, HONOLULU ; JOB#E00X030D	ENGINEERING DIVISION MONITORING PROGRESS AND VERIFIES INVOICE FOR PAYMENT	N	S
LNR101	B	-	O - PERIODIC PROGRESS BILLING	38,298.60	38,298.60	9/16/2004	4/23/2008	12/31/2024	ALLIANCE CONTRACTING, LLC	DEMOLITION, DEBRIS LOADING, HAULING & DISPOSAL AT TMK:3-4- 15:27, PALOLO ; VALLEY JOB#500BO35A.	ENGINEERING DIVISION MONITORING PROGRESS AND VERIFIES INVOICE FOR PAYMENT	N	s
LNR101	B	69,153.05	O - PERIODIC PROGRESS BILLING	108,480.00	39,326.95	6/13/2018	6/29/2018	12/31/2023	SEA ENGINEERING, INC.	KUHIO BEACH STUB GROIN EROSION REMEDICATION OAHU HAWAII - JOB #E00XO30D ;	ENGINEERING DIVISION MONITORING PROGRESS AND VERIFIES INVOICE FOR PAYMENT	N	S
LNR101	B	-	O - PERIODIC PROGRESS BILLING	50,000.00	50,000.00	7/16/2015	7/29/2015	12/31/2023	SEA ENGINEERING, INC.	KAANAPALI BEACH RESTORATION AND BERM ENHANCEMENT, KAANAPALI, MAUI, HAWAI ; JOB NO E00XM30A	ENGINEERING DIVISION MONITORING PROGRESS AND VERIFIES INVOICE FOR PAYMENT	N	s
LNR101	R	-	O - PERIODIC PROGRESS BILLING	50,000.00	50,000.00	7/16/2015	7/29/2015	12/31/2023	SEA ENGINEERING, INC.	KAANAPALI BEACH RESTORATION AND BERM ENHANCEMENT, KAANAPALI, MAUI, HAWAI ; JOB NO E00XM30A	ENGINEERING DIVISION MONITORING PROGRESS AND VERIFIES INVOICE FOR PAYMENT	N	s
LNR101	B	246,915.00	O - PERIODIC PROGRESS BILLING	298,000.00	51,085.00	10/5/2018	9/27/2018	12/31/2023	BOW ENGINEERING & DEVELOPMENT,	KAUAI STREAM MOUTH MAINTENANCE AT VARIOUS LOCATIONS, KAUAI, HI ; JOB #500BK54L	ENGINEERING DIVISION MONITORING PROGRESS AND VERIFIES INVOICE FOR PAYMENT	N	S
LNR101	B	200,869.37	O - PERIODIC PROGRESS BILLING	258,258.19	57,388.82	10/30/2019	11/6/2019	1/4/2020	JS INT'L INC.	KUHIO BEACH STUB GROIN EROSION REMEDICATION, HONOLULU ; JOB#E00X030D	ENGINEERING DIVISION MONITORING PROGRESS AND VERIFIES INVOICE FOR PAYMENT	N	S

Department of Land and Natural Resources
Active Contracts as of December 1, 2019

Prog ID	MOF	Amount	Frequency (M/A/O)	Max Value	Outstanding Balance	Date Executed	From	To	Entity	Contract Description	Explanation of How Contract is Monitored	POS Y/N	Category E/L/P/C/G/S/*
LNR101	B	210,097.03	M	280,000.00	69,902.97	6/30/2016	4/6/2016	6/30/2026	ASHFORD & WRISTON LLP	LEGAL SVCS & RESOURCES NECESSARY TO PROVIDE LEGAL PRESENTATION OFDLNR IN ; LAND USE APPROVAL PROCEEDINGS FOR STATE LAND AT PULEHUNUI, MAUI; TMK(2)3	DEPARTMENT OF THE ATTORNEY GENERAL MONITORS PROGRESS AND LAND DIVISION VERIFIES INVOICE FOR PAYMENT	Y	C
LNR101	B	-	O - ONE-TIME PAYMENT AT CLOSING	83,944.22	83,944.22	2/20/2018	2/20/2018	9/30/2020	WAIPA FOUNDATION, THE	LEGACY LAND PROGRAM-LAND ACQUISITION OF 1.8 ACRES (+/-)JIN HANALEI, ISLE ; OF KAUAI - INCLUDING THE TRANSFER OF A CONSERVATION EASMENT TO THE COUNT	CONTRACTOR WORKS WITH PROGRAM STAFF TO COMPLETE DUE DILIGENCE FOR REAL ESTATE TRANSACTION; BLNR REVIEWS ANNUALLY AFTER FIRST FIVE YEARS.	N	S
LNR101	B	25,449.70	O - PERIODIC PROGRESS BILLING	134,951.38	109,501.68	9/16/2004	4/23/2008	12/31/2024	ALLIANCE CONTRACTING, LLC	DEMOLITION, DEBRIS LOADING, HAULING & DISPOSAL AT TMK:3-4- 15:27, PALOLO ; VALLEY JOB#500B035A.	ENGINEERING DIVISION MONITORING PROGRESS AND VERIFIES INVOICE FOR PAYMENT	N	s
LNR101	B	-	O	141,267.88	141,267.88	6/2/2017	6/23/2017	6/30/2021	YARDI SYSTEMS, INC.	REPLACEMENT LAND MANAGEMENT INFORMATION SYSTEM ; RFP #LD-16- 001-SW	LAND DIVISION MONITORED PROGRESS PERFORMED BY THE VENDOR.	N	S
LNR101	B	-	O - PERIODIC PROGRESS BILLING	157,600.00	157,600.00	8/31/2018	AWAITING NTP		CUSHNIE CONSTRUCTION COMPANY	STREAM MOUTH MAINTENANCE AT VARIOUS LOCATIONS, KAUAI,HAWAII ; JOB #500BK54K	ENGINEERING DIVISION MONITORING PROGRESS AND VERIFIES INVOICE FOR PAYMENT	N	S
LNR101	R	147,013.04	O - PERIODIC PROGRESS BILLING	346,116.00	199,102.96	7/16/2015	7/29/2015	12/31/2023	SEA ENGINEERING, INC.	KAANAPALI BEACH RESTORATION AND BERM ENHANCEMENT, KAANAPALI, MAUI, HAWAI ; JOB NO E00XM30A	ENGINEERING DIVISION MONITORING PROGRESS AND VERIFIES INVOICE FOR PAYMENT	N	s
LNR101	B	-	O - ONE-TIME PAYMENT AT CLOSING	210,000.00	210,000.00	5/9/2019	5/9/2019	5/10/2020	HAWAIIAN ISLANDS LAND TRUST	LAND ACQUISITION OF A CONSERVATION EASEMENT OVER 6.12 ACRES, MORE OR ; LESS AT KE'ANAE,HANA-ISLAND OF MAUI	CONTRACTOR WORKS WITH PROGRAM STAFF TO COMPLETE DUE DILIGENCE FOR REAL ESTATE TRANSACTION; BLNR REVIEWS ANNUALLY AFTER FIRST FIVE YEARS.	N	S
LNR906	T	-	O - PERIODIC PROGRESS BILLING	258,258.18	258,258.18	10/30/2019	11/6/2019	1/4/2020	JS INT'L INC.	KUHIO BEACH STUB GROIN EROSION REMEDIATION, HONOLULU ; JOB#E00X030D	ENGINEERING DIVISION MONITORING PROGRESS AND VERIFIES INVOICE FOR PAYMENT	N	S
LNR101	B	161,767.16	O - PERIODIC PROGRESS BILLING	430,000.00	268,232.84	9/17/2018	9/25/2018	12/31/2023	ERSKINE ARCHITECTS, INC.	HAWAII DISTRICT LAND OFFICE, HILO, HAWAII - JOB #E00BH30A ; PROV SVCS F/RENOVATION OF EXISTING ONE-STORY BLDG & SITE	ENGINEERING DIVISION MONITORING PROGRESS AND VERIFIES INVOICE FOR PAYMENT	N	S
LNR101	B	-	O - ONE-TIME PAYMENT AT CLOSING	314,305.78	314,305.78	2/20/2018	2/20/2018	9/30/2020	WAIPA FOUNDATION, THE	LEGACY LAND PROGRAM-LAND ACQUISITION OF 1.8 ACRES (+/-)JIN HANALEI, ISLE ; OF KAUAI - INCLUDING THE TRANSFER OF A CONSERVATION EASMENT TO THE COUNT	CONTRACTOR WORKS WITH PROGRAM STAFF TO COMPLETE DUE DILIGENCE FOR REAL ESTATE TRANSACTION; BLNR REVIEWS ANNUALLY AFTER FIRST FIVE YEARS.	N	S

Department of Land and Natural Resources
Active Contracts as of December 1, 2019

Table 14

Prog ID	MOF	Amount	Frequency (M/A/O)	Max Value	Outstanding Balance	Date Executed	From	To	Entity	Contract Description	Explanation of How Contract is Monitored	POS Y/N	Category E/L/P/C/G/S/*
LNR101	B	813,123.10	O - PERIODIC PROGRESS BILLING	1,141,382.12	328,259.02	6/2/2017	6/23/2017	6/30/2021	YARDI SYSTEMS, INC.	REPLACEMENT LAND MANAGEMENT INFORMATION SYSTEM ; RFP #LD-16-001-SW	LAND DIVISION MONITORED PROGRESS PERFORMED BY THE VENDOR.	N	S
LNR101	B	-	O - ONE-TIME PAYMENT AT CLOSING	350,000.00	350,000.00	5/7/2015	5/7/2015	3/20/2020	HO'ALA AINA KUPONO	LEGACY LAND CONSERVATION PROGRAM(KOOLAUPOKO) ;	CONTRACTOR WORKS WITH PROGRAM STAFF TO COMPLETE DUE DILIGENCE FOR REAL ESTATE TRANSACTION; BLNR REVIEWS ANNUALLY AFTER FIRST FIVE YEARS.	N	S
LNR101	B	-	M	400,000.00	400,000.00	6/30/2016	4/6/2016	6/30/2026	ASHFORD & WRISTON LLP	LEGAL SVCS & RESOURCES NECESSARY TO PROVIDE LEGAL PRESENTATION OFDLNR IN ; LAND USE APPROVAL PROCEEDINGS FOR STATE LAND AT PULEHUNUI, MAUI; TMK(2)3	DEPARTMENT OF THE ATTORNEY GENERAL MONITORS PROGRESS AND LAND DIVISION VERIFIES INVOICE FOR PAYMENT	Y	C
LNR101	B	-	O - ONE-TIME PAYMENT AT CLOSING	900,000.00	900,000.00	10/27/2014	10/27/2014	12/31/2020	KOKUA KALIHI VALLEY	LAND ACQUISITION OF 11.44 ACRES, MORE OR LESS IN HONOLULU ; CHAPTER 173A-HRS.	CONTRACTOR WORKS WITH PROGRAM STAFF TO COMPLETE DUE DILIGENCE FOR REAL ESTATE TRANSACTION; BLNR REVIEWS ANNUALLY AFTER FIRST FIVE YEARS.	N	S
LNR101	B	-	O - ONE-TIME PAYMENT AT CLOSING	2,225,625.00	2,225,625.00	11/18/2019	11/18/2019	11/8/2021	KE AO HALI'I	LAND ACQUISITION OF 26.98 ACRES, MORE OR LESS IN HANA, ISLAND OF MAUI ; TRANSFER OF A CONSERVATION EASEMENT TO THE HWAN ISLANDS LAND TRUST.	CONTRACTOR WORKS WITH PROGRAM STAFF TO COMPLETE DUE DILIGENCE FOR REAL ESTATE TRANSACTION; BLNR REVIEWS ANNUALLY AFTER FIRST FIVE YEARS.	N	S
LNR806	B	36,011.93		49,000.00	12,988.07	6/27/2011			RK CONSTRUCTION COMPANY, LLC	MALAEKAHANA STATE RECREATION AREA, KALANAI PT; RENOVATE COMFORT STATIONS ; A & B; LAIE-KAHUKU, OAHU, HAWAII; JOB #H10C803A	CONTRACT COMPLETED; PENDING PROCESSING OF FINAL PAYMENT/CLOSING DOCUMENTS		
LNR806	A	111,790.68		130,000.00	18,209.32	6/4/2018	7/1/2017	11/30/2018	PACIFIC HISTORIC PARKS	PROV F/TRANSLATION SVCS OF THE DIAMOND HEAD MONUMENT SELF-GUIDED AUDIO ; TOUR IN SIX LANGUAGES(HAWAIIAN, CHINESE, KOREAN, GERMAN, SPANISH &FRENCH	GRANT-IN-AID - TO BE CLOSED	N	S
LNR806	B	68,121.50	M	122,797.75	54,676.25	8/6/2014	8/1/2014	7/31/2015	APARC SYSTEMS, INC.	FURNISHING TOLL BOOTH ATTENDANTS & MANAGEMENT SVCS FOR DIAMOND HEAD STAT ; MONUMNENT, WAIKIKI, KAPAHULU, OAHU SP14DHSM01 OPT TO EXTEND 4-12MOS.	PROGRAM MANAGERS MONITOR PROGRESS AND VERIFY INVOICE FOR PAYMENT	N	S
LNR806	B	12.00	O-Periodic progress billing	160,895.88	160,883.88	12/6/2017	1/1/2019	12/31/2019	AQUA ENGINEERS, INC.	OPERATION & MAINTENANCE OF KOKEE & POLIHALE WATER SYSTEMS, KOKEE ; WASTEWATER, TREATMENT FACILITY, & KOKEE & WAILUA MARINA SEWAGE PUMPING S	INVOICES VERIFIED BY SUPERINTENDENT PRIOR TO PAYMENT	N	S

Department of Land and Natural Resources
Capital Improvements Program (CIP) Requests

Table 15

<u>Prog ID</u>	<u>Prog ID</u> <u>Priority</u>	<u>Dept- Wide Priority</u>	<u>Senate District</u>	<u>Rep. District</u>	<u>Project Title</u>	<u>MOF</u>	<u>FY20 \$\$\$</u>	<u>FY21 \$\$\$</u>
LNR806	1	1	--	--	STATE PARKS LUMP SUM IMPROVEMENTS, STATEWIDE	C		\$ 6,000,000
LNR172	1	2	15	8	SEPTIC SYSTEM IMPROVEMENTS AT PUA LOKE BASEYARD, KAUAI	C		\$ 220,000
LNR141	1	5	12	22	ALA WAI CANAL WALL IMPROVEMENTS, OAHU	C		\$ 4,000,000
LNR101	1	6	6	10	KAANAPALI BEACH AND BERM ENHANCEMENT, MAUI	C		\$ 5,200,000
LNR101	1	6	6	10	KAANAPALI BEACH AND BERM ENHANCEMENT, MAUI	R		\$ 4,650,000
LNR101	1	6	6	10	KAANAPALI BEACH AND BERM ENHANCEMENT, MAUI	T		\$ 1,150,000
LNR404	1	11	--	--	DEEP MONITOR WELLS, STATEWIDE	C		\$ 500,000
LNR101	2	15	5	8	NA WAI EHA ACQUISITION, MAUI	B		\$ 4,000,000
LNR101	3	16	3	5	KEALAKEKUA PIKO ACQUISITION, HAWAII	B		\$ 2,000,000
LNR172	2	21	11	24	DOFAW OAHU BASEYARD IMPROVEMENTS, OAHU	C		\$ 700,000
LNR402	1	56	--	--	LUMP SUM DOFAW REPAIRS, MAINTENANCE AND IMPROVEMENTS, STATEWIDE	C		\$ 5,000,000

Department of Land and Natural Resources
CIP Lapses

Table 16

<u>Prog ID</u>	<u>Act/Year of Appropriation</u>	<u>Project Title</u>	<u>MOF</u>	<u>Lapse Amount</u> \$\$\$\$	<u>Reason</u>
LNR101	53/18/K-8	Kaanapali Beach Restoration and Berm Enhancement, Maui	C	\$ 3,500,000.00	Reauthorization of funds needed due to longer than anticipated Chapter 343, HRS process. Project is very complex and involves construction in the ocean and on the beach. The EIS process has taken longer than anticipated due to the need to
LNR101	53/18/K-8	Kaanapali Beach Restoration and Berm Enhancement, Maui	R	\$ 4,650,000.00	
LNR101	53/18/K-8	Kaanapali Beach Restoration and Berm Enhancement, Maui	T	\$ 1,150,000.00	

Department of Land and Natural Resources
 Program ID Sub-Organizations

Table 17

<u>Program ID</u>	<u>Sub-Org Code</u>	<u>Name</u>	<u>Objective</u>
LNR 101	EA	Public Lands Management / Land Management Division	<p>The Land Division is responsible for overseeing approximately 1.3 million acres of public lands. The large majority of these lands comprise known as ceded in that they were ceded to the United States by the Republic and returned upon admission as a state. Much of these lands have been set aside to other governmental agencies for such purposes as schools, parks, forest reserves and State or County office buildings. The land division also leases out a portion of these land to private parties for such purposes as agriculture, pasture, commercial, industrial, resort and renewable energy projects.</p> <p>The Office of Conservation and Coastal Lands (OCCL) is under LNR 101. The OCCL processes: Conservation District Use Permits (CDUP), prosecution of land use violations, resolution of shoreline encroachments, enactment of beach restoration projects (i.e. Waikiki Beach Improvements/Kaanapali Beach and Dune Enhancement), administration of contested cases involving Conservation District Use Permit's and shoreline certifications. OCCL provides information to landowners, decision makers and the general public regarding Conservation District matters. OCCL provides direction and guidance on a wide variety of coastal issues. This includes response to coastal erosion, coastal development setbacks, and beach nourishment. OCCL is in charge of the Hawaii Climate Adaptation Initiative (OP is Co-Chair) and is developing the State Sea Level Rise Vulnerability and Adaptation Report.</p> <p>The Legacy Land Conservation Program is also under LNR 101. The Legacy Land Conservation Process: Conduct a competitive, public process that awards grants from the Land Conservation Fund to state agencies, counties, and nonprofit land conservation organizations for the acquisition of lands that have resource value to the state; administer approved grants and review and approve due diligence for conservation transactions; monitor properties conserved, in perpetuity, to assure ongoing compliance with statutory requirements and contractual terms.</p>

Department of Land and Natural Resources
Program ID Sub-Organizations

Table 17

<u>Program ID</u>	<u>Sub-Org Code</u>	<u>Name</u>	<u>Objective</u>
LNR 111	BA	Conveyances and Recording / Conveyances Division	To serve the State by providing for an accurate, timely and permanent system of recording, maintaining, preserving and securely accessing land title related documents and maps.
LNR 141	GA	Water and Land Development / Dowald-Water and Land Development	Promote economic development and enhance public welfare by developing water supplies and state lands, with priority given to state-sponsored projects. Investigate and develop traditional and alternative water sources to augment and conserve existing supplies while meeting the increasing demands of state-sponsored projects. Provide engineering services to other divisions of the Department and other state agencies to execute Capital Improvements Program (CIP) and/or operating, maintenance and repair projects. Effectively manage geothermal resources and its development to protect the health and safety, and to ensure continued viability of the resource for the future.
LNR 153	CB	Fisheries Management / Aquatic Resources Division	Manage the wise use of Hawaii's fishery resources and other aquatic life for Hawaii's people and its visitors by providing opportunities in freshwater and marine areas for fishing, diving, photography, or nature study, by providing opportunities and facilities for skill development, and by the implementation of effective resource management, appropriate regulatory frameworks, outreach, collaboration and the wise use of and the long-term sustainability of Hawaii's fishery resources. Coordinate with other resource management agencies in the management of fishery resources for the people of Hawaii.
LNR 172	DA	Forestry Resource Management & Development / Forestry Division	To strengthen the State's economic opportunities through forest resource management to improve and assist in the sustainable production of forest products and services from forest reserves and other public and private lands. To promote resource restoration and conservation through outreach and education.

Department of Land and Natural Resources
Program ID Sub-Organizations

Table 17

<u>Program ID</u>	<u>Sub-Org Code</u>	<u>Name</u>	<u>Objective</u>
LNR 401	CA	Ecosystem Protection and Restoration / Aquatic Resources Division	To preserve and enhance native and indigenous fish and other aquatic species and their habitats for Hawaii's people and its visitors through active protection, public information and education, and other effective management measures.
LNR 402	DA	Natural Resources and Fire Protection Program / Wildlife Section	Manage habitats to protect, maintain, and enhance the biological integrity of native ecosystems. Reduce the impacts of wildfires on native ecosystems and watersheds. Reduce the impacts of invasive species on native resources. Protect, maintain, and enhance native species populations, and recover threatened and endangered species.
LNR 402	DB	Natural Resources and Fire Protection Program / Wildlife Section	Promote outreach and foster partnerships to improve public understanding, responsibility, and participation in natural resource protection. Conduct monitoring and evaluation to guide the development of recovery and management plans, and ensure cost effective adaptive management of implementation actions.
LNR 404	GC	Water Resources / CWRM - Water Code	To set overall water conservation, quality and use policies, define reasonable and beneficial uses, protect ground and surface water resources, watersheds and natural stream environments, establish criteria for water use priorities while assuring appurtenant rights and existing correlative and riparian uses and establish procedures for protecting and managing Hawaii's water resources.
LNR 405	HA	Conservation and Resources Enforcement / Enforcement	To effectively uphold the laws that serve to protect, conserve and manage Hawaii's unique and limited natural, cultural and historic resources held in public trust for current and future generations of visitors and the people of Hawaii nei.
LNR 405	HB	Conservation and Resources Enforcement / Enforcement	To effectively uphold the laws that serve to protect, conserve and manage Hawaii's unique and limited natural, cultural and historic resources held in public trust for current and future generations of visitors and the people of Hawaii nei.

Department of Land and Natural Resources
Program ID Sub-Organizations

Table 17

<u>Program ID</u>	<u>Sub-Org Code</u>	<u>Name</u>	<u>Objective</u>
LNR 407	NA	Natural Area Reserves and Watershed Management / Native Ecosystem Section	To protect, restore, and enhance Hawaii's natural areas, forested watersheds, native ecosystems, unique native plant and animal species, and cultural and geological features for their inherent cultural, scientific, educational and economic values for the enrichment of present and future generations.
LNR 801	CH	Ocean-Based Recreation / Administration	To enrich the lives of people of all ages, both residents and visitors alike, by providing opportunities and facilities for developing skills and participating in both organized and non-organized ocean-based outdoor activities such as boating of all types, salt water fishing, surfing, sailboarding and diving, ocean swimming and other related activities of all types.
LNR 804	DA	Forestry and Outdoor Recreation / Forest Recreation Section	To provide managed opportunities and facilities for the public to engage in multi-use outdoor recreation activities (hiking, biking, equestrian riding, off-highway vehicle use, hunting, and camping), while also providing access for resource management. To maintain and enhance a public hunting program to control animal damage in watershed areas, and to provide a source of food and outdoor recreation for the public. To document and inventory ownership of historic trails and old government roads for public use.
LNR 805	CB	District Resource Management / Aquatic Resources Division	Enriches the lives of people of all ages of the respective counties within the State of Hawaii by providing aquatic resource management at an appropriate level. Takes into account the differences between each County in Hawaii and consults with the appropriate moku on resource management.
LNR 806	FA	Parks Administration and Operations / State Parks Division	Maintain natural and cultural parks, facilities, and resources for current and future generations. Provide safe public access to state parks containing both sensitive natural resources and historic sites.

Department of Land and Natural Resources
Program ID Sub-Organizations

Table 17

<u>Program ID</u>	<u>Sub-Org Code</u>	<u>Name</u>	<u>Objective</u>
LNR 806	FI	Parks Administration and Operations / Park Interpretation	Educate the public in accessing sensitive resources and historic sites by developing interpretive programs, signage and providing public information.
LNR 810	GD	Prevention of Natural Resources / Dowald-Flood Control and Dam Safety	Protect people, property, and natural resources from natural hazards through planning, management, mitigative efforts, and regulatory programs (including the National Flood Insurance Program - NFIP).
LNR 906	AA	LNR - Natural and Physical Environment / Departmental Administration - LNR	To enhance program effectiveness and efficiency by formulating policies, directing and coordinating operations and personnel, and providing other administrative and support services.

Department of Land and Natural Resources
Organization Changes

Table 18

<u>Year of Change</u> <u>FY20/FY21</u>	<u>Description of Change</u>
FY2020	Budgeted exempt position 117517 extended effective 07/01/19, NTE 06/30/20. *
FY2020	Moved position 50939 from DOBOR to ASO effective 10/17/19 per Act 5, SLH 2019.
FY2020	Budgeted exempt position 102283 extended effective 07/01/19, NTE 06/30/20. *
FY2020	Budgeted exempt position 122530 extended effective 07/01/19, NTE 06/30/20. *
FY2020	Budgeted temporary positions 118972 and 118994 extended effective 07/01/19, NTE 06/30/20. *
FY2020	Budgeted temporary position 120981 extended effective 07/01/19, NTE 06/30/20. *
FY2020	Conversion from temporary to permanent for positions 122246, 122247, 122248 effective 07/01/19 per Act 5, SLH 2019.
FY2020	Conversion from temporary to permanent for positions 122242, 122244, 122245 effective 07/01/19 per Act 5, SLH 2019.
FY2020	Redescribed budgeted position 118674 effective 08/13/19.
FY2020	Redescribed, moved, and extended budgeted temporary position 122714 from Resources Management Office to Aquatic Resources and Environmental Protection Branch effective 08/19/19, NTE 06/30/20. *
FY2020	Budgeted temporary positions 118784, 122543, 122712 extended effective 07/01/19, NTE 06/30/20. *
FY2020	Budgeted temporary position 116574 extended effective 10/01/19, NTE 09/30/20. *
FY2020	Established budgeted position 123145 effective 10/23/19 per Act 53, SLH 2018.
FY2020	Budgeted temporary positions 113267 and 116575 extended effective 07/01/19, NTE 06/30/20. *
FY2020	Budgeted temporary position 118250 extended effective 07/01/19, NTE 06/30/20. *
FY2020	Civil service position 122264 abolished effective 07/01/19 per Act 5, SLH 2019.
FY2020	Budgeted temporary positions 121976, 122076, 122213, 122708 extended effective 07/01/19, NTE 06/30/20. *
FY2020	Established budgeted temporary position 123131 effective 10/07/19, NTE 06/30/20 per Act 53, SLH 2018.
FY2020	Budgeted temporary positions 120332, 120863, 121490, 122307, 122328, 122329, 122330, 122434, 122487, 122966 extended effective 07/01/19, NTE 06/30/20. *
FY2020	Civil service position 122306 abolished effective 07/01/19 per Act 5, SLH 2019.
FY2020	Budgeted temporary positions 119078 and 122326 extended effective 07/01/19, NTE 06/30/20. *
FY2020	Redescribed budgeted position 2947 effective 08/30/19.
FY2020	Budgeted temporary positions 120324, 120325, 121624, 121641, 121642, 122006, 122327, 122858, 122859, 122861 extended effective 07/01/19, NTE 06/30/20. *
FY2020	Budgeted temporary positions 121718, 122003, 122007, 122269, 122271, 122272, 122278, 122501, 122574, 122817 extended effective 07/01/19, NTE 06/30/20. *
FY2020	Budgeted temporary positions 120730, 120765, 122243, 122488, 122836, 122857 extended effective 07/01/19, NTE 06/30/20.*
FY2020	Civil service positions 121614 and 122047 abolished effective 07/01/19 per Act 5, SLH 2019.
FY2020	Redescribed budgeted position 11186 effective 08/01/19.

Department of Land and Natural Resources
Organization Changes

Table 18

<u>Year of Change</u> <u>FY20/FY21</u>	<u>Description of Change</u>
FY2020	Redescribed budgeted position 117556 effective 10/01/19.
FY2020	Redescribed budgeted position 118778 effective 09/01/19.
FY2020	Redescribed and moved budgeted position 14935 from East Kauai Unit to Construction and Maintenance Unit effective 11/20/19.
FY2020	Moved budgeted position 121302 from West Kauai Unit to East Kauai Unit effective 12/10/19.
FY2020	Redescribed budgeted position 33474 effective 11/01/19.
FY2020	Conversion from temporary to permanent for exempt positions 100378, 102287, 102288, 112243, 120351 effective 07/01/19 per Act 134, SLH 2013.
FY2020	Budgeted exempt position 121283 extended effective 07/01/19, NTE 06/30/20. *
FY2020	Conversion from temporary to permanent for exempt positions 102064, 102301, 103121 effective 07/01/19 per Act 134, SLH 2013.
FY2020	Redescribed budgeted position 118867 effective 10/15/19.
FY2020	Moved budgeted position 50939 from DOBOR to ASO effective 10/17/19 per Act 5, SLH 2019.
FY2020	Civil service position 122249, 122250, 122251 abolished effective 7/1/19 per Act 5, SLH 2019.
FY2020	Civil service position 122253, 122254, 122255 to be abolished effective 7/1/19 per Act 5, SLH 2019.
FY2020	Position 120594 to be moved from DAR to ASO per Act 5, SLH 2019.
FY2020	Position 110303 to be moved from DOFAW to ASO per Act 5, SLH 2019.
FY2020	Position 52375 to be moved from DOCARE to ASO per Act 5, SLH 2019.
FY2020	Position 118265 to be moved from DOFAW to ASO per Act 5, SLH 2019.
FY2020	Position 46758 to be moved from DOBOR to ASO per Act 5, SLH 2019.
FY2020	Position 12969 to be moved from State Parks to ASO per Act 5, SLH 2019.
FY2020	Budgeted position 92001C to be established in DAR per Act 5, SLH 2019.
	*Subject to further extensions beyond 06/30/20.