



Hawaii Health Systems Corporation (HHSC) House Finance Budget Briefing

January 5, 2023

**Linda Rosen, M.D., M.P.H.
President and CEO, HHSC**

HHSC'S MISSION

HHSC will provide accessible, high quality, and cost-effective services which address the healthcare needs of Hawaii's unique island communities.



HHSC's History

- **“Back in the day” plantation owners took responsibility for providing healthcare for employees which covered much of the neighbor island population.**
- **As plantations closed, the Counties assumed some services, but could not sustain them nor develop new services leading to the State assuming responsibility for safety net public hospitals under the DOH in 1967.**
- **As costs mounted, a more efficient operation was sought. In 1994 a Blue Ribbon Panel was convened by the Legislature which in 1996 led to the creation of a new entity for the public hospitals under HRS 323F.**

HHSC's History

- **HRS 323F created the Hawaii Health Systems Corporation, a new State entity given its own jurisdiction and powers outside of the Executive Branch including control of its budget and positions.**
- **Initially, governance was centralized within the Corporation but conflicts led to amendment of HRS 323F in 2007 to create the Regional System Boards, decentralizing HHSC and moving governance to the Regions.**

HHSC's Governance

- **Regional boards have complete authority over facilities, services, and finances in their regions and have considerable flexibility provided by statute in planning how services are provided.**
- **The Corporate board, comprised primarily of representatives from the Regions, and the corporate office support but do not control regional operations.**



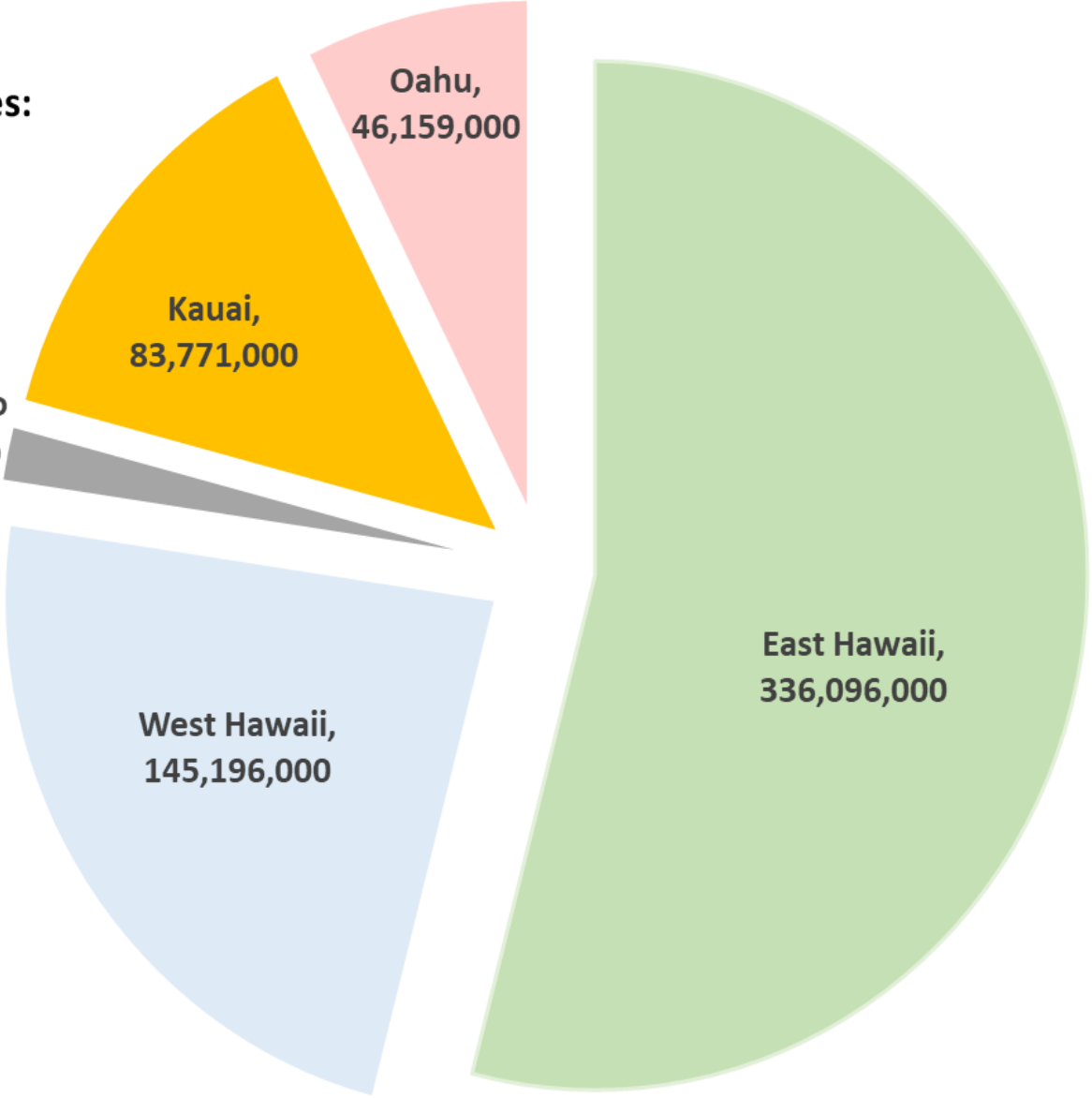
HHSC's REGIONS

- **East Hawai'i:** Hilo Medical Center, Yukio Okutsu State Veterans Home, Hale Ho'ola Hamakua, Ka'u Hospital, and associated affiliates and outpatient services;
- **West Hawai'i:** Kona Community Hospital, Kohala Hospital, and associated affiliates and outpatient services;
- **Kaua'i:** Samuel Mahelona Memorial Hospital, Kauai Veterans Memorial Hospital, and associated affiliates and outpatient services;
- **O'ahu:** Le'ahi Hospital and Maluhia;
- **Maui:** Maui Memorial Medical Center, Lanai Community Hospital, Kula Hospital – responsibility for operations transferred to Maui Health Systems in 2017 under 30-50 year lease; and
- **System Affiliates:** Kahuku Medical Center and Ali'i Community Care.

Hawaii Health Systems Corporation
Regional Operating Expenses (Unaudited)
Fiscal Year 2022

**Total Regional
Operating Expenses:
\$622,175,000**

**Maui (Including
General Funds to
cover prior Corp
allocation),
10,953,000**



**West Hawaii,
145,196,000**

**Kauai,
83,771,000**

**Oahu,
46,159,000**

**East Hawaii,
336,096,000**



HHSC Organization and Governance

- **This request for State funding for the HHSC Regions (HTH 212) is a lump sum for the three neighbor island regions. The Oahu Region of HHSC, Maui Health Systems and Kahuku Medical Center have separate budget requests.**
- **Corporate activities are supported by funds from the regions according to their percentage of total operating expenses. In FY 2022 corporate expenses represented 2.5% of total operating expenditures.**

HHSC FY2022 ACCOMPLISHMENTS

- **Responsible for 12% of all acute care discharges and 17.1% of all emergency department visits statewide.**
- **For residents of the County of Hawaii, HHSC's facilities cared for over 70% of all acute care discharges and 79% of all emergency department visits.**
- **For residents of the County of Kauai, HHSC's facilities cared for approximately 22.6% of all acute care discharges and 37.7% of all emergency department visits.**

HHSC FY2022 ACCOMPLISHMENTS

- Hilo Medical Center, Hale Ho'ola Hamakua, and Samuel Mahelona Memorial Hospital achieved a five-star rating from Medicare's Nursing Home Compare website. Leahi Hospital and Kauai Veterans Memorial Hospital received a four-star rating.
- Hilo Medical Center achieved the highest possible overall five-star rating from Medicare, one of only four hospitals in the State of Hawaii recognized for the highest level of quality patient care.
- HHSC managed to increase its operating revenues for fiscal year 2022 approximately 15.1% from fiscal year 2021 and 24.0% from fiscal year 2020.

HHSC Challenges

- **Must request State Subsidy every year, no more than two years funding available and funding level cannot be predicted in advance**
- **Aging facilities, with life and safety code issues and deferred maintenance, well beyond the average for similar facilities across the country.**
- **Small scale operations which are costly to maintain.**
- **The need for capital investment in new medical technology.**

HHSC Challenges

- **Difficult to attract and maintain specialized health sector workforce in rural communities**
 - **Cost of Living**
 - **Lack of Education and Training Opportunities**
- **Must rely on costly temporary contract workers**

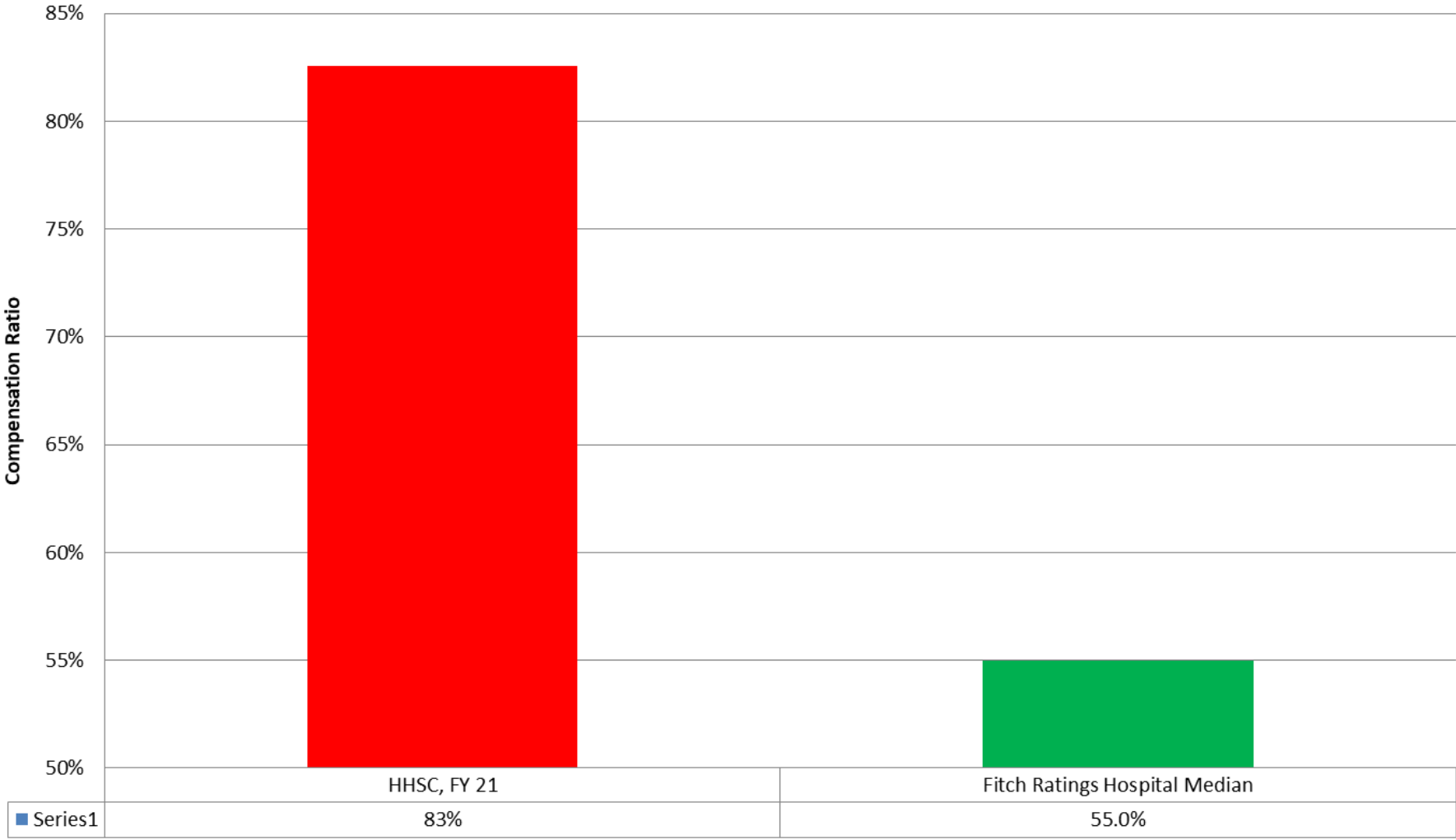
HHSC Challenges

- **HHSC must provide services to all patients, including the uninsured. Overall HHSC patients are 60% Medicare/Medicaid insured, both of which pay less than commercial insurance such as HMSA or Kaiser.**
- **Population is aging leading to increased use of healthcare services.**
- **HHSC cannot simply charge more for its services to make up for its cash flow deficit.**

HHSC Challenges

- **HHSC budgeted fringe benefit rate is approximately 63%, where private hospital fringe rate is about 30%. Vacation, sick, and holidays account for 55 days of leave per year. Overall personnel costs are approximately 80% of expenditures**
- **With only one vote in collective bargaining, HHSC has no control over wage increases for civil service employees. Every 1% increase in salaries costs HHSC approximately \$3.7 million**
- **Unlike Executive Branch Departments, HHSC is not automatically funded for collective bargaining and fringe benefit increases (see special funds)**

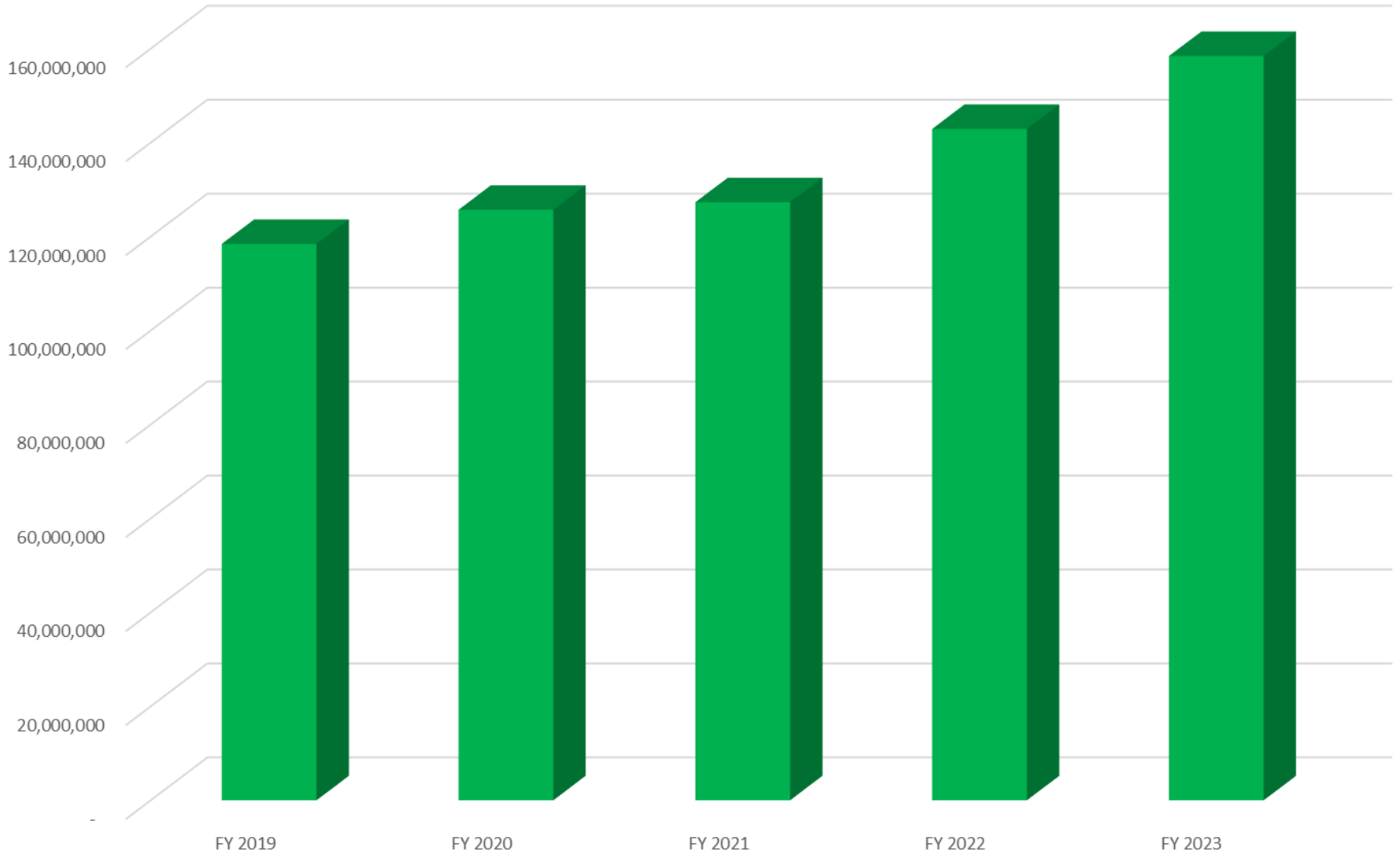
Hawaii Health Systems Corporation Salaries & Benefits Expense/Operating Revenues Compared to National Medians



STATE FUNDING SITUATION

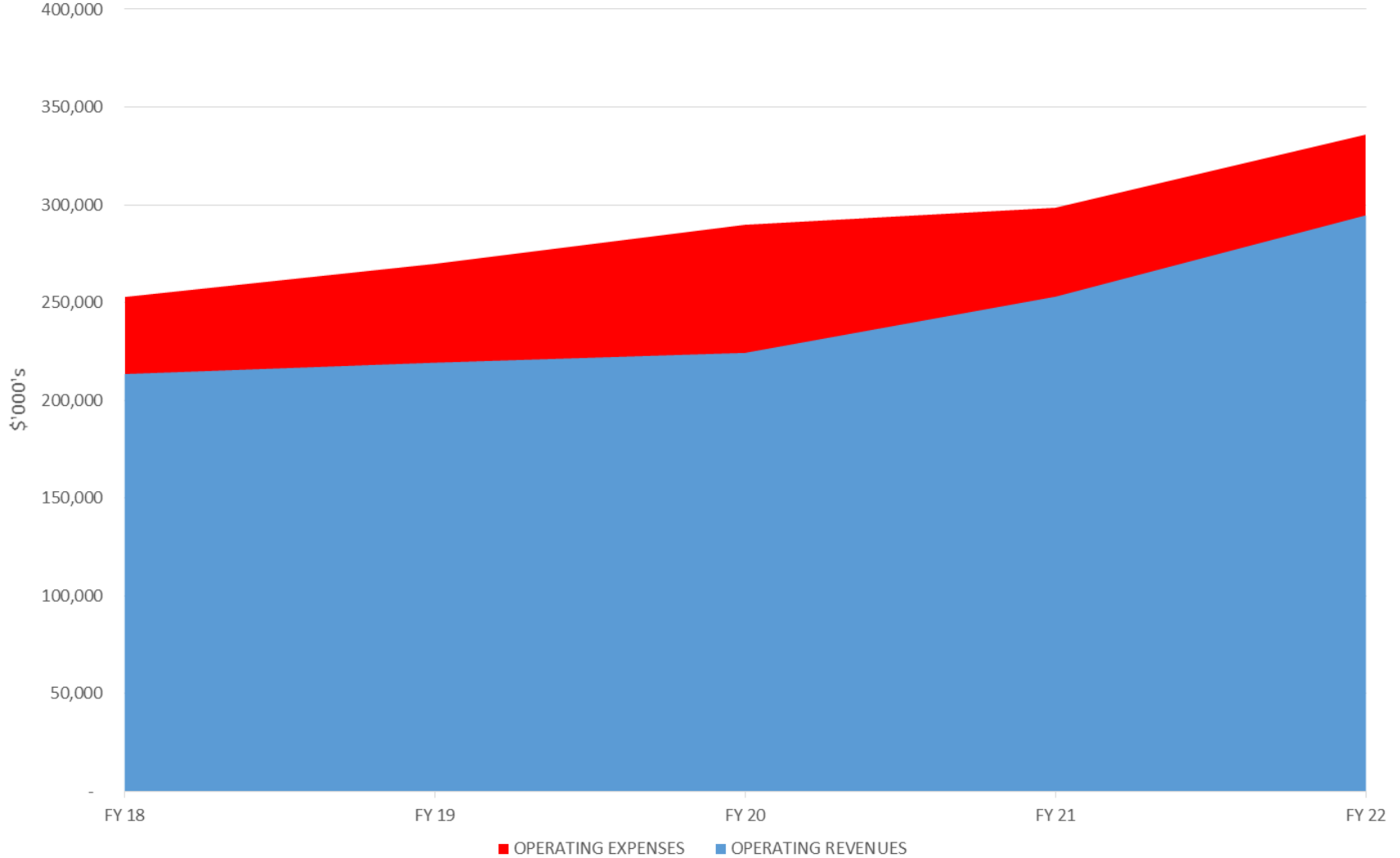
HAWAII HEALTH SYSTEMS CORPORATION							
STATE FUNDING HISTORY							
FISCAL YEARS 2019-2025							
Funding Type	FY 2019	FY 2020	FY 2021	FY 2022	FY 2023	Per B&F Instructions FY 2024	Per B&F Instructions FY 2025
General Fund Appropriations for Operations	116,931,972	125,701,003	127,301,003	92,970,903	100,868,603	84,047,903	84,047,903
ARPA Funds (V Funds)	-	-	-	32,315,400	41,238,400	-	-
Kauai Region KATCH Program (V Funds)	-	-	-	1,300,000	-	-	-
Oahu Region ARPA Funds (V funds)				16,320,700	-	-	-
Oahu Region General Fund Appropriations				-	16,320,700	-	-
TOTAL STATE FUNDING FOR OPERATIONS	<u>118,431,972</u>	<u>125,701,003</u>	<u>127,301,003</u>	<u>142,907,003</u>	<u>158,427,703</u>	<u>84,047,903</u>	<u>84,047,903</u>

Hawaii Health Systems Corporation State Operational Funding History Fiscal Years 2019-2023



NOTE: FY 18-21 Amounts exclude audit adjustments for OPEB and Pension Expenses for comparability to FY 22 unaudited results.

East Hawaii Region Operating Revenue and Operating Expense Trending Fiscal Years 2018-2022



HHSC Projected Cash Flow, Fiscal Year 2024

HAWAII HEALTH SYSTEMS CORPORATION	
FY 24 PROJECTED CASH FLOWS	
w/o Maui Region	
	HHSC Total
Cash Collections from Operations	539,141
Cash Requirements from Operations	<u>(758,629)</u>
Operating Cash Flow Deficit	(219,488)
Non-Operating Cash Flow Items	(30,064)
Corporate Allocation	2,832
General Fund Appropriations	<u>92,971</u>
Net Cash Flow Surplus/(Deficit)	<u>(153,749)</u>
IMPACT ON CASH	
Beginning Cash, 7/1/23	110,314
Ending Cash, 6/30/24	<u>20,820</u>
<i>Ending Days Cash on Hand, 6/30/24</i>	<u>10</u>
Beginning A/P, 7/1/23	31,151
Ending A/P, 6/30/24	<u>95,406</u>
<i>Days in A/P, 6/30/24</i>	<u>101</u>

NOTE: General Fund Appropriations amount includes \$8,923,000 that was mistakenly omitted when computing the general fund base for the FY 24-25 budget

HHSC NEEDS THE LEGISLATURE'S SUPPORT

- **Significant funding deficits can only be addressed by cuts in staff and services.**
- **Regional boards have to decide what services to cut should funding be insufficient.**
- **The healthcare services HHSC provides are vital to the communities we serve and should be sustained and grown.**

MAHALO



HAWAII HEALTH SYSTEMS

C O R P O R A T I O N

Quality Healthcare For All

Hawaii Health Systems Corporation (HHSC) 2023 Legislative Budget Briefing

COMMITTEE ON FINANCE

Rep. Kyle T. Yamashita, Chair

Rep. Lisa Kitagawa, Vice Chair

Thursday, January 5, 2023

1:30 p.m.

Hawaii State Capitol

Room 308

HHSC's Mission

The mission of Hawaii Health Systems Corporation is to provide accessible, high quality, cost-effective services that address the healthcare needs of Hawaii's unique island communities.

Background

Hawaii Health Systems Corporation (HHSC) plays a vital role in the healthcare delivery system for the State of Hawaii. In fiscal year 2022, HHSC's acute discharges for the four HHSC regions were 12,804, which accounts for approximately 12% of all acute care discharges in the State of Hawaii. In fiscal year 2022, HHSC's emergency department visits for the four HHSC regions were 71,176, representing approximately 17.1% of all emergency department visits statewide.

The impact of HHSC's facilities on the neighbor islands is even more impressive.

- For residents of the County of Hawaii, HHSC's facilities cared for over 70% of all acute care discharges and 79% of all emergency department visits.
- For residents of the County of Kauai, HHSC's facilities cared for approximately 22.6% of all acute care discharges and 37.7% of all emergency department visits.

Healthcare Landscape

Healthcare today is a very complex, highly regulated, and rapidly changing business with constant pressure from payors to deliver higher quality care at a lower cost. Development of health information technology, physician networks, quality improvement, and expertise in healthcare compliance rules and regulations and the revenue cycle is essential for successful

3675 KILAUEA AVENUE • HONOLULU, HAWAII 96816 • PHONE: (808) 733-4020 • FAX: (808) 733-4028

hospital operations. Private hospitals have invested substantially in these areas while HHSC, with limited resources, is challenged to keep pace.

Coronavirus Impacts

In fiscal year 2022, HHSC's facilities continued to deal with the impacts of the Coronavirus pandemic, which extended far beyond just the treatment of patients with the Coronavirus. While the spread and deadliness of the Coronavirus itself began to be mitigated by vaccines and boosters and most of the Coronavirus restrictions that had been in place during the past two years were removed, the healthcare community continued to suffer from the ancillary impacts of the Coronavirus. HHSC faced significant clinical staffing shortages as a result of staff absences as a result of contracting the Coronavirus and the limited capacity of Hawaii colleges and universities to accept and graduate nursing students. As a result, HHSC has had to supplement its staff with contracted nursing and other clinical personnel. In fiscal year 2022, HHSC spent approximately \$24.8 million in contracted nursing and other clinical personnel as compared to \$14.4 million in fiscal year 2021, a 72% increase. HHSC and the private hospitals worked with the Healthcare Association of Hawaii and the State Department of Health to obtain contracted clinical personnel (including nurses and radiology techs) through a Federal Emergency Management Agency program to supplement their staff during the Coronavirus Omicron variant surge. In fact, staffing shortages at all levels of care in Hawaii healthcare facilities is having a tremendous negative impact on HHSC and all hospitals and nursing homes in Hawaii. Due to the staffing shortage at long-term care and other post-acute settings, those facilities are not able to operate at full capacity and are limiting admissions, and as a result, acute care patients that no longer need acute levels of care are continuing to occupy acute care beds at the hospital (known as "wait-listed" patients). The current situation with wait-listed patients is very complex, as the majority of these patients have multiple reasons for being wait-listed, with the most common reasons being a lack of a place to be discharged, complex medical issues, behavioral issues, and lack of a guardian, among others. As a result, hospitals across the state have experienced a dramatic increase in the daily census of waitlisted patients. For example, Hilo Medical Center's waitlisted census is currently 36 patients; the waitlisted census in 2011 was approximately 10 patients. Kona Community Hospital's waitlisted census is currently 26 patients; the waitlisted census in 2011 was approximately 3 patients. Further, because of the supply chain shortages as a result of the Coronavirus pandemic, costs for pharmaceuticals and medical supplies have increased dramatically. According to the article "Health Care Costs are about to Skyrocket" that appeared in USA Today on October 27, 2022, "Early in the pandemic, health care supply prices spiked amid supply disruptions and higher demand. Between 2019 and 2022, pharmaceutical prices rose 21% and supplies by 18%." As a result, HHSC is faced with the double burden of caring for wait-listed patients for whom there is no additional reimbursement for their longer length of stay and the burden of bearing dramatic increases in costs for medical supplies and drugs as well as contracted nursing and other clinical personnel.

Historical Challenges

HHSC's facilities face challenges such as:

- Large percentage of Medicaid/QUEST and uninsured patients.
- Inadequate government and third-party reimbursements for healthcare services.
- Labor costs well above industry norms
- Difficulty in attracting and retaining specialized health sector workforce in rural communities due to cost of living and lack of education and training opportunities.
- Small scale operations which are costly to maintain.
- The need for capital investment in new medical technology.
- Aging facilities, with life and safety code issues and deferred maintenance, well beyond the average for similar facilities across the country.
- The impact of national changes to healthcare policy, federal mandates, and federal budget reductions.

Accomplishments

In spite of its many challenges, HHSC continues to provide high quality healthcare to the island communities it serves and is making progress in key areas. The following are some of the major accomplishments over the past year:

- Despite the challenges of dealing with the Coronavirus, HHSC managed to increase its operating revenues for fiscal year 2022 approximately 15.1% from fiscal year 2021 and 24.0% from fiscal year 2020. In addition to the provision of new critical service lines, these increases have come from intense focus on better negotiations with third party payors, better documentation, improved billing, coding and collection procedures, strategic pricing initiatives, working with the State Med-QUEST Division on improving uncompensated care payments, and other measures.
- Hilo Medical Center, Hale Ho'ola Hamakua, and Samuel Mahelona Memorial Hospital achieved the highest possible five-star rating from Medicare's Nursing Home Compare website. Leahi Hospital and Kauai Veterans Memorial Hospital received a four-star rating.
- Hilo Medical Center achieved the highest possible overall five-star rating from Medicare's Hospital Compare website, one of only four hospitals in the State of Hawaii recognized for the highest level of quality patient care.

Federal Funds

HHSC's primary source of federal funds is payment from the Medicare program which accounts for approximately 40% of HHSC's gross revenues. CMS is determined to decrease hospital reimbursements which will be challenging for HHSC to mitigate. This may be exacerbated by the need to further reduce Medicare spending as a result of the growing federal budget deficit as a result of Coronavirus impacts. Our only recourse is to continue to seek efficiencies, maximize available reimbursement and grow services to bring in more revenue.

As the Coronavirus state of emergency is expected to end, HHSC does not expect to receive further funding in fiscal years 2024 and 2025 from the federal government for grants to cover Coronavirus-related expenditures or lost revenue.

Non-General Funds

HHSC’s non-general funds report is attached to this memo.

HHSC REQUEST

Emergency Appropriation

Assuming that the Governor will release the general fund restrictions of \$9,686,860 for HTH 212, \$180,000 for HTH 211, and \$1,632,070 for HTH 215 that the Administration imposed in September 2022, **HHSC does not anticipate requiring an emergency appropriation in fiscal year 2023**. HHSC is only able to do this because HHSC will be using existing working capital to fund its anticipated \$61.7 million cash flow deficit in fiscal year 2023. The existing working capital resulted primarily from Provider Relief Fund grants, Paycheck Protection Program loans, and Medicare Advance payments received since fiscal year 2020.

Fiscal Years 2024-2025 Budget Request (HTH 210 & 212)

Please note that the funding amounts and requests in this section do not include the Oahu Region of HHSC, as Act 248, SLH 2022, established a new organization code for the HHSC-Oahu Region (HTH 215). As a result, HTH 212 (HHSC-Regions) is now comprised of the HHSC East Hawaii, West Hawaii, and Kauai Regions.

A summary of the amounts appropriated for fiscal years 2022 - 2023, the total funding requested by HHSC for fiscal years 2024-2025, and recommended by the Governor for fiscal years 2024-2025 are summarized below.

HTH 210, 212: HHSC REGIONS, CORPORATE OFFICE						
Funding Type	Act 88 SLH 2021 FY 2022	Act 248 SLH 2022 FY 2023	FY 24 Request	FY 25 Request	FY 2024 Gov Rec	FY 2025 Gov Rec
General Fund Appropriations for Operations (A Funds)	92,970,903	100,868,603	224,331,303	235,222,303	125,286,303	125,286,303
ARPA Funds for Kauai Adolescent Mental Health (V Funds)	1,300,000	-	-	-	-	-
ARPA Funds for Operations (V Funds)	32,315,400	41,238,400	-	-	-	-
TOTAL STATE SUBSIDY AMOUNTS	126,586,303	142,107,003	224,331,303	235,222,303	125,286,303	125,286,303
CIP APPROPRIATIONS	33,500,000	23,329,000	82,234,000	33,725,000	62,000,000	15,500,000

The amount of HHSC’s request is larger than it would normally be because the ARPA funds and general fund appropriations HHSC received in fiscal years 2022 and 2023 were marked as nonrecurring. These nonrecurring amounts total approximately \$58 million that was reduced from HHSC’s fiscal year 2023 funding amounts resulting in a base is that is below this year’s expenditures. The justification for HHSC’s requests are shown below:

	HTH212	
	FY 24	FY 25
Base Budget per B&F	84,047,903	84,047,903
Justification for Additional Funding Requests:		
Restoration of ARPA Funds Provided to Maui Health Systems in FY 23	8,923,000	8,923,000
Restoration of ARPA (V Funds) Provided in FY 22 and FY 23	32,315,400	32,315,400
Restoration of Additional General Fund (A Fund) Appropriations provided in FY 23	16,821,000	16,821,000
Loss of Enhanced Uncompensated Care Revenue	19,187,000	19,187,000
Collective Bargaining Pay Increases for FY 24-25	12,677,000	24,358,000
Unfunded Collective Bargaining Raises from Prior Years	14,144,000	14,144,000
Unfunded Fringe Benefit Rate Increases from Prior Years, net of revenue generating initiatives	32,726,000	28,229,000
Inflation Adjustments, net of revenue increases	3,490,000	7,197,000
Total Additional Funding Requests	<u>140,283,400</u>	<u>151,174,400</u>
Total General Fund Appropriations Requested	<u>224,331,303</u>	<u>235,222,303</u>

Details for the loss of supplemental pandemic related funding are as follows, First, HHSC received Federal Provider Relief Fund grants totaling approximately \$63.5 million from fiscal year 2020 through fiscal year 2022 that provided HHSC with the working capital needed to lower its general fund appropriation needs in fiscal years 2022 and 2023. In addition, HHSC received \$19.8 million in SBA Paycheck Protection Program loans which also lowered the need for HHSC to receive general fund appropriations in fiscal years 2022 and 2023. A third factor are the changes in the DHS uncompensated care payments of \$19.2 million to HHSC was a result of the federal Coronavirus state of emergency. When the federal CARES Act was passed in 2020, it increased the State of Hawaii Federal Matching Percentage to help states receive more federal funding to offset losses from the Coronavirus pandemic. The increase in the federal matching percentage combined with the increase in HHSC's losses from Medicaid, QUEST, and uninsured patients caused HHSC's DHS uncompensated care amounts to increase dramatically in fiscal years 2020 until now. However, the increased Federal Matching Percentage from the CARES Act will go away once the federal government declares that the Coronavirus state of emergency is over. This is anticipated to happen prior to the start of fiscal year 2024. For purposes of projecting HHSC's funding needs, it is assumed that the DHS uncompensated care revenue that HHSC receives will go back to its 2019 (pre-pandemic) level of approximately \$30.9 million, which is a decrease of approximately \$19.2 million from what HHSC is currently receiving.

These federal funds helped to finance the State mandated increases in fringe benefit rates and prior unfunded collective bargaining raises during fiscal years 2022 and 2023. Together, federal funds received provided approximately \$102 million in funding that would otherwise have to come out of general fund appropriations. These federal funds do not even address

the increase in costs associated with new unfunded mandates such as healthcare inflation costs and collective bargaining pay increases for fiscal years 2024-2025.

Oahu Region Fiscal Years 2024-2025 Budget Request (HTH 215)

A summary of the amounts appropriated for fiscal years 2022 - 2023, the total funding requested by HHSC-Oahu Region for fiscal years 2024-2025, and recommended by the Governor for fiscal years 2024-2025 are summarized below.

	FY 2022 SB628 CD1	Act 248 SLH 2022 FY 2023	FY 24 Request	FY 25 Request	FY 2024 Gov Rec	FY 2025 Gov Rec
OAHU REGION (HTH 215)						
General Fund Appropriations for Operations (A Funds)		16,320,700	22,389,000	23,372,000	16,320,700	16,320,700
ARPA Funds for Operations (V Funds)	16,320,700	-	-	-	-	-
TOTAL STATE SUBSIDY AMOUNTS	16,520,700	16,320,700	22,389,000	23,372,000	16,320,700	16,320,700
CIP APPROPRIATIONS	-	3,000,000	6,050,000	6,550,000	3,000,000	3,000,000

HHSC understands that the Oahu Region will be presenting separate testimony on its funding requests.

Kahuku Medical Center Fiscal Years 2024-2025 Budget Request (HTH 211)

A summary of the amounts appropriated for fiscal years 2022 - 2023, the total funding requested by Kahuku Medical Center for fiscal years 2024-2025, and recommended by the Governor for fiscal years 2024-2025 are summarized below.

HTH 211: KAHUKU MEDICAL CENTER						
	Act 88 SLH 2021 FY 2022	Act 248 SLH 2022 FY 2023	FY 24 Request	FY 25 Request	FY 2024 Gov Rec	FY 2025 Gov Rec
Funding Type						
General Fund Appropriations for Operations (A Funds)	1,800,000	1,800,000	-	-	1,800,000	1,800,000
CIP APPROPRIATIONS	1,500,000	2,600,000	5,275,000	24,000,000	3,000,000	7,000,000

HHSC understands that Kahuku Medical Center will be presenting separate testimony on its funding requests.

Maui Health System Fiscal Years 2024-2025 Budget Request (HTH 214)

A summary of the amounts appropriated for fiscal years 2022 - 2023, the total funding requested by Maui Health Systems for fiscal years 2024-2025, and recommended by the Governor for fiscal years 2024-2025 are summarized below.

HTH 214: MAUI HEALTH SYSTEM, KFH LLP						
Funding Type	Act 88 SLH 2021 FY 2022	Act 248 SLH 2022 FY 2023	FY 24 Request	FY 25 Request	FY 2024 Gov Rec	FY 2025 Gov Rec
General Fund Appropriations for Operations (A Funds)	-	8,923,000	22,000,000	-	5,436,000	1,620,000
ARPA Funds for Operations (V Funds)	11,585,000	-	-	-	-	-
TOTAL STATE SUBSIDY AMOUNTS	11,585,000	8,923,000	22,000,000	-	5,436,000	1,620,000
CIP APPROPRIATIONS	7,250,000	33,150,000	6,000,000	6,000,000	6,000,000	6,000,000

HHSC understands that Maui Health System will be presenting separate testimony on its funding requests.

Conclusion

Despite our progress in financial and operational performance as indicated under “Accomplishments” above, HHSC is unable to keep up with collective bargaining pay increases and future mandated increases in the fringe rate for pension and retiree health insurance costs (OPEB). The inability to generate sufficient revenue to cover these costs led to reductions in personnel and services in fiscal year 2016, and may lead to future reductions in personnel and services unless general fund appropriations are provided to cover these rising costs.

HHSC is continuously analyzing how to better meet the challenges of delivering vital health care to the communities it serves. In doing so, HHSC continues to evaluate its current operations to see where there may be opportunities for the system as a whole to operate more efficiently and effectively in providing accessible, high quality services that address the healthcare needs of Hawaii’s unique island communities.



HAWAII HEALTH SYSTEMS
C O R P O R A T I O N
Quality Healthcare For All

October 3, 2022

B-22-010

To: Craig K. Hirai
Director of Finance

Through: Neal H. Miyahira
Administrator
Budget, Program Planning and Management Division

From: Linda Rosen, M.D., M.P.H, Chief Executive Officer
Hawaii Health Systems Corporation

Subject: Report on Non-General Fund Information

As requested, on behalf of Hawaii Health Systems Corporation, Form 37-47, Form 37-48 and Form 37-49 are attached. An electronic copy of the file is being e-mailed to the Legislature.

Should you have any questions, please call Mr. Edward N. Chu, Chief Financial Officer, at 733-4171.

Attachments

**Report on Non-General Fund Information
for Submittal to the 2023 Legislature**

Department: HTH
 Prog ID(s): HTH 210, HTH 212 and HTH 215 (HTH 212 fr FY10 & HTH 215 fr FY2
 Name of Fund: Hawaii Health Systems Corporation - Corporate Office / Regions Fund type (MOF) Special
 Legal Authority: 323F-7
 Contact Name: Nadine Asai / Doreen Nakatsu
 Phone: 733-4026
 Fund type (MOF) Special
 Appropriation Account Number: S-xx-320-H, S-xx356-H and S-xx-357-H

Intended Purpose:
 The purpose of this account is to deposit all fees, proceeds, reimbursements, and other that is owed to or received by the Corporation.
Source of Revenues:
 Medicare/Medicaid, HMSA, Quest, Kaiser, Other Third Party Patients, Sale of Meals, and other Miscellaneous Sources such as the American Rescue Plan A
Current Program Activities/Allowable Expenses:
 Corporation: The major activities carried out by HHSC Corporation include policy formulation, hospital system governance, business development, quality assurance, strategic direction, planning and coordination, financial management, legal counsel, personnel management, materials management, information systems, and technical services to support its community hospitals.

Regions: The major activities and service provided by the nine community facilities constitute the primary hospital acute care provider on the neighbor islands, and, in most instances, the only inpatient hospital services in rural locations. Acute inpatient services include surgical, medical, critical care, obstetrics, pediatric, and psychiatric care. Outpatient care services include ambulatory surgery, home health, and emergency room services. Clinical services include nursing, anesthesiology, central supply, radiology, oncology, pathology, respiratory therapy, physical and occupational therapy, social services, pharmacy, and dietary. Support services include administration, admitting, business, personnel, data processing, medical records, logistics, housekeeping, and maintenance.

Variance:
 Expenditure variance is due to collective bargaining pay raises.

	Financial Data (in 000's)									
	FY 2018 (actual)	FY 2019 (actual)	FY 2020 (actual)	FY 2021 (actual)	FY 2022 (actual)	FY 2023 (estimated)	FY 2024 (estimated)			
Appropriation Ceiling	582,539	582,539	596,709	597,993	597,993	597,993	597,993			
Beginning Cash Balance	114,576	125,511	118,030	199,253	170,186	192,422	127,763			
Revenues	483,165	459,324	476,932	486,141	512,337	527,308	539,141			
General Funds	112,302	120,232	127,501	129,100	92,971	117,189	84,048			
American Rescue Plan Funds					33,615	41,238	0			
Expenditures	595,424	570,288	589,247	620,389	632,012	746,654	778,089			
Repayment on Capital Lease Obligation, long-term debt interest	11,128	5,894	5,580	5,214	4,352	3,740	10,604			
Other - Short-term investment	8,461	10,855	951	27,136	0	0	0			
SBA PPP Loan			22,714	3,334						
Cares Act Grants			49,854	5,077	19,677					
Medicare Adv Care prnts										
Transfers										
Transfer to Assets Limited as to Use					0					
Transfer of Appropriations from B&F	30,481									
Fixed Asset Purch net of CIP Contr							0			
Net Total Transfers	30,481	0	0	0	0	0	0			
Ending Cash Balance	125,511	118,030	199,253	170,186	192,422	127,763	(37,741)			
Encumbrances										
Unencumbered Cash Balance	125,511	118,030	199,253	170,186	192,422	127,763	(37,741)			

Additional Information:

Amount Req. by Bond Covenants	
Amount from Bond Proceeds	
Amount Held in CODs, Escrow Accounts, or Other Investments	

**Beginning FY 2010, the Legislature separated the Corporate Office from the Regions and created HTH 212 for the Regions and left HTH 210 for the Corporate Office.
 Effective July 1, 2017 Maui Memorial Medical Center, Kula Hospital and Lanai Community became Maui Health Systems, a Kaiser Foundation, LLC
 Effective July 1, 2022 Oahu Region got separated from HTH 212 and became HTH 215

Report on Non-General Fund Information
for Submittal to the 2023 Legislature

Department: HTH
 Prog ID(s): HTH 210
 Name of Fund: Weinberg Grant Fund
 Legal Authority: 323F-7

Contact Name: Nadine Asai
 Phone: 733-4026
 Fund type (MOF) Trust: _____
 Appropriation Acct. No. Funds held outside of Treasury

Intended Purpose:

The Hawaii Health Systems Corporation was awarded a grant from the Harry and Jeannette Weinberg Foundation for telemedicine and telehealth infrastructure equipment and related expense.

Source of Revenues:

Grant from the Harry and Jeannette Weinberg Foundation
 Current Program Activities/Allowable Expenses:

The account remains open, but for the past years there have been no transaction with the exception of interest and account analysis fee.
 Variances:

Financial Data							
	FY 2018 (actual)	FY 2019 (actual)	FY 2020 (actual)	FY 2021 (actual)	FY 2022 (actual)	FY 2023 (estimated)	FY 2024 (estimated)
Appropriation Ceiling							
Beginning Cash Balance	43,896	43,776	43,698	43,609	43,467	43,325	43,183
Revenues	9	9	9	9	9	9	9
Expenditures	129	87	98	151	151	151	151
Transfers							
List each net transfer in/out/ or projection in/out; list each account number							
Net Total Transfers	0	0	0	0	0	0	0
Ending Cash Balance	43,776	43,698	43,609	43,467	43,325	43,183	43,041
Encumbrances							
Unencumbered Cash Balance	43,776	43,698	43,609	43,467	43,325	43,183	43,041

Additional Information:

Amount Req. by Bond Covenants							
Amount from Bond Proceeds							
Amount Held in CODs, Escrow Accounts, or Other Investments							

Report on Non-General Fund Information
for Submittal to the 2023 Legislature

Department: HTH
 Prog ID(s): HTH 212
 Name of Fund: Leahi Hospital, Salary Overpayment Trust Account
 Legal Authority: 323F-7

Contact Name: Nadine Asai
 Phone: 733-4026
 Fund type (MOF) Trust
 Appropriation Acct. No. T-909-H

Intended Purpose:

Established as a temporary holding account for recoveries until the debt is satisfied. Funds are then subsequently transferred to the program's special funds with an adjustment to the Department of Accounting and General Services' payroll system.
 Source of Revenues:

Current Program Activities/Allowable Expenses:

Variances:

Financial Data							
	FY 2018 (actual)	FY 2019 (actual)	FY 2020 (actual)	FY 2021 (actual)	FY 2022 (estimated)	FY 2023 (estimated)	FY 2024 (estimated)
Appropriation Ceiling							
Beginning Cash Balance	8	6	6	6	6	6	6
Revenues	1						
Expenditures	3						
Transfers							
List each net transfer in/out/ or projection in/out; list each account number							
Net Total Transfers	0	0	0	0	0	0	0
Ending Cash Balance	6	6	6	6	6	6	6
Encumbrances							
Unencumbered Cash Balance	6	6	6	6	6	6	6

Additional Information:

Amount Req. by Bond Covenants							
Amount from Bond Proceeds							
Amount Held in CODs, Escrow Accounts, or Other Investments							

Report on Non-General Fund Information
for Submittal to the 2023 Legislature

Department: HTH
 Prog ID(s): HTH 212
 Name of Fund: Patients' Safekeeping Trust Funds (Kona and Leahi)
 Legal Authority: 323F-7

Contact Name: Nadine Asai
 Phone: 733-4026
 Fund type (MOF) Trust
 Appropriation Acct. No. T-915 and T-925
 (note only T-925 from FY 20 and on)

Intended Purpose:

Established to manage and safeguard long-term car patients' monies, which included pension, retirement, social security, and miscellaneous income. The monies are expended from these accounts with the patients' consent to meet their personal needs.

Source of Revenues:

Patients

Current Program Activities/Allowable Expenses:

Variances:

Financial Data							
	FY 2018 (actual)	FY 2019 (actual)	FY 2020 (actual)	FY 2021 (actual)	FY 2022 (actual)	FY 2023 (estimated)	FY 2024 (estimated)
Appropriation Ceiling							
Beginning Cash Balance	85	85	71	71	71	71	71
Revenues							
Expenditures		14					
Transfers							
List each net transfer in/out/ or projection in/out; list each account number							
Net Total Transfers	0	0	0	0	0	0	0
Ending Cash Balance	85	71	71	71	71	71	71
Encumbrances							
Unencumbered Cash Balance	85	71	71	71	71	71	71

Additional Information:

Amount Req. by Bond Covenants							
Amount from Bond Proceeds							
Amount Held in CODs, Escrow Accounts, or Other Investments							

Report on Non-General Fund Information
for Submittal to the 2023 Legislature

Department: HTH
 Prog ID(s): HTH 212
 Name of Fund: Donations, Gifts and Grant Accounts (Maluhia, Hamakua, SMMH, Kau, KVMH)
 Legal Authority: 323F-7

Contact Name: Nadine Asai
 Phone: 733-4026
 Fund type (MOF): Trust
 Appropriation Acct. No. T-911, T-918, T-919, T-921, and T-923

Intended Purpose:
 Established to receive donations, gifts and grants that are restricted by the grantor or donor or designated for specific purpose.
 Source of Revenues:
 Private foundations and individuals
 Current Program Activities/Allowable Expenses:
 Variances:

Financial Data							
	FY 2018 (actual)	FY 2019 (actual)	FY 2020 (actual)	FY 2021 (actual)	FY 2022 (actual)	FY 2023 (estimated)	FY 2024 (estimated)
Appropriation Ceiling							
Beginning Cash Balance	36	36	36	36	36	36	36
Revenues							
Expenditures							
Transfers							
List each net transfer in/out/ or projection in/out; list each account number							
Net Total Transfers	0	0	0	0	0	0	0
Ending Cash Balance	36	36	36	36	36	36	36
Encumbrances							
Unencumbered Cash Balance	36	36	36	36	36	36	36

Additional Information:

Amount Req. by Bond Covenants							
Amount from Bond Proceeds							
Amount Held in CODs, Escrow Accounts, or Other Investments							

**Non-General Fund Program Measures Report
for submittal to the 2023 Legislature**

Department of: HTH

Name of Fund: Hawaii Health Systems Corporation - Corporate Office / Regions / Oahu Region

Apprn. Acct. Number: S-xx-320-H, S-xx-356-H and S-xx-357-H

Fund Type (MOF): Special Funds

Legal Authority: 323F-7

Statement of Objectives

To sustain and enhance both the levels of service and the quality of care for the communities we serve in the most cost-effective fashion. HHSC and the regions of HHSC operate in primary acute care hospitals on the neighbor islands, and in many instances, provide the only in-patient acute hospital services and substantial long-term care services throughout Hawaii. The facilities of HHSC include: Hilo Medical Center, Hale Ho'ola Hamakua, and Kau Hospital (East Hawaii Region); Kona Community Hospital and Kohala Hospital (West Hawaii Region); West Kauai Medical Center/Kauai Veterans Memorial Hospital and Samuel Mahelona Memorial Hospital (Kauai Region); and Leahi Hospital and Maluhia (Oahu Region).

Fund Measures of Effectiveness

	FY	FY	FY	FY	FY	FY
	2022-23	2023-24	2024-25	2025-26	2026-27	2027-28
1. Average Operating Cost Per Patient Day (excl equipment)	3,628	3,839	3,839	3,839	3,839	3,839
2. Average Patient Revenue Per Patient Day	2,247	2,434	2,434	2,434	2,434	2,434
3. Occupancy Rate - Acute Care	54.66%	54.66%	54.66%	54.66%	54.66%	54.66%
4. Occupancy Rate - Long-term Care	81.07%	81.07%	81.07%	81.07%	81.07%	81.07%
5.						
6.						
7.						
8.						
9.						
10.						

Program Size Indicators

	FY	FY	FY	FY	FY	FY
	2021-22	2022-23	2023-24	2024-25	2025-26	2026-27
1. Est. Population of Service Area - East Hawaii	120908	120908	120908	120908	120908	120908
2. Est. Population of Service Area - West Hawaii	80605	80605	80605	80605	80605	80605
3. Est. Population of Service Area - Kauai	72437	72437	72437	72437	72437	72437
4. Est. Population Service Area Over 65 - East Hawaii	26425	26425	26425	26425	26425	26425
5. Est. Population Service Area Over 65 - West Hawaii	17616	17616	17616	17616	17616	17616
6. Est. Population Service Area Over 65 - Kauai	14980	14980	14980	14980	14980	14980
7. Est. Population Service Area Over 65 - Oahu	176780	176780	176780	176780	176780	176780
8.						
9.						
10.						

**Non-General Fund Program Measures Report
for submittal to the 2023 Legislature**

Department of: HTH

Name of Fund: Hawaii Health Systems Corporation - Corporate Office / Regions / Oahu Region

Apprn. Acct. Number: S-xx-320-H, S-xx-356-H and S-xx-357-H

Fund Type (MOF): Special Funds

Legal Authority: 323F-7

	FY 2022-23	FY 2023-24	FY 2024-25	FY 2025-26	FY 2026-27	FY 2027-28
1. Number of In-patient Admissions - Acute Care	11,270	11,270	11,270	11,270	11,270	11,270
2. Number of In-patient Days - Acute Care	74,013	74,013	74,013	74,013	74,013	74,013
3. Number of Admissions - Long Term Care	383	383	383	383	383	383
4. Number of Patient Days - Long Term Care	132,854	132,854	132,854	132,854	132,854	132,854
5. Number of Emergency Room (ER) Visits	74,243	74,243	74,243	74,243	74,243	74,243
6.						
7.						
8.						
9.						
10.						

Fund Activities Encompassed

**Non-General Fund Cost Element Report
for submittal to the 2023 Legislature**

Department: HTH
 Name of Fund: Hawaii Health Systems Corporation - Corporate Office
 Legal Authority: 323F-7
 Fund Type (MOF): Special
 Appropriation Account Number: S-xx-320-H

	FY 2022-23		FY 2023-24		FY 2024-25		FY 2025-26		FY 2026-27		FY 2027-28	
	Estimated		Estimated		Estimated		Estimated		Estimated		Estimated	
A. Personal Services	13,962,000		13,962,000		13,962,000		13,962,000		13,962,000		13,962,000	
B. Other Current Expenses	3,486,280		3,486,280		3,486,280		3,486,280		3,486,280		3,486,280	
C. Equipment												
M. Motor Vehicles												
L. Leases	61,000		61,000		61,000		61,000		61,000		61,000	
TOTAL	17,509,280		17,509,280		17,509,280		17,509,280		17,509,280		17,509,280	

**Non-General Fund Cost Element Report
for submittal to the 2023 Legislature**

Department: HTH
 Name of Fund: Hawaii Health Systems Corporation - Regions
 Legal Authority: 323F-7
 Fund Type (MOF): Special
 Appropriation Account Number: S-xx-365-H

	FY 2022-23		FY 2023-24		FY 2024-25		FY 2025-26		FY 2026-27		FY 2027-28	
	Estimated	531,234,427	Estimated	531,234,427	Estimated	531,234,427	Estimated	531,234,427	Estimated	531,234,427	Estimated	531,234,427
A. Personal Services												
B. Other Current Expenses	38,414,485		38,414,485		38,414,485		38,414,485		38,414,485		38,414,485	
C. Equipment												
M. Motor Vehicles												
L. Leases	10,835,000		10,835,000		10,835,000		10,835,000		10,835,000		10,835,000	
TOTAL	580,483,912		580,483,912		580,483,912		580,483,912		580,483,912		580,483,912	

**Non-General Fund Cost Element Report
for submittal to the 2023 Legislature**

Department: HTH
 Name of Fund: Hawaii Health Systems Corporation - Oahu Region
 Legal Authority: 323F-7
 Fund Type (MOF): Special
 Appropriation Account Number: S-xx-357-H

	FY 2022-23		FY 2023-24		FY 2024-25		FY 2025-26		FY 2026-27		FY 2027-28	
	Estimated		Estimated		Estimated		Estimated		Estimated		Estimated	
A. Personal Services	29,750,000		29,750,000		29,750,000		29,750,000		29,750,000		29,750,000	
B. Other Current Expenses	5,250,000		5,250,000		5,250,000		5,250,000		5,250,000		5,250,000	
C. Equipment												
M. Motor Vehicles												
L. Leases												
TOTAL	35,000,000		35,000,000		35,000,000		35,000,000		35,000,000		35,000,000	

**Non-General Fund Cost Element Report
for submittal to the 2023 Legislature**

Department: HTH
 Name of Fund: Hawaii Health Systems Corporation - Alii Community Care
 Legal Authority: 323F-7
 Fund Type (MOF): Special
 Appropriation Account Number: S-xx-320-H

	FY	FY	FY	FY	FY	FY
	2022-23	2023-24	2024-25	2025-26	2026-27	2027-28
	Estimated	Estimated	Estimated	Estimated	Estimated	Estimated
A. Personal Services						
B. Other Current Expenses	3,500,000	3,500,000	3,500,000	3,500,000	3,500,000	3,500,000
C. Equipment						
M. Motor Vehicles						
L. Leases						
TOTAL	3,500,000	3,500,000	3,500,000	3,500,000	3,500,000	3,500,000

**Non-General Fund Cost Element Report
for submittal to the 2023 Legislature**

Department: HTH
 Name of Fund: Hawaii Health Systems Corporation - Regions
 Legal Authority: Coronavirus State Fiscal Recovery Relief Funds
 Fund Type (MOF): Special
 Appropriation Account Number: S-xx-516-H

	FY	FY	FY	FY	FY	FY
	2022-23	2023-24	2024-25	2025-26	2026-27	2027-28
	Estimated	Estimated	Estimated	Estimated	Estimated	Estimated
A. Personal Services	41,238,400					
B. Other Current Expenses						
C. Equipment						
M. Motor Vehicles						
L. Leases						
TOTAL	41,238,400	0	0	0	0	0

Department of Health - Hawaii Health Systems Corporation
 Functions

Table 1

<u>Division</u>	<u>Description of Function</u>	<u>Activities</u>	<u>Prog ID(s)</u>	<u>Dept-Wide Priority</u>	<u>Statutory Reference</u>
HHSC	Refer to each Table 1 for a listing of activities performed for each region and Corporate Office. These are the statutory reference that governs HHSC.		HTH 210 and HTH 212		
					Act 262 SLH 1996, Section 20. It is the intent of this Act that all rights, powers, functions, assets, and operations of the Division of community hospitals be conveyed to the HHSC, such that all of the activities and services of the division of community hospital be continued without interruption by the corporation.
					Act 290 SLH 2007 and Chapter 323F, HRS charge the HHSC corporate board of directors and the regional systems boards of directors to provide healthcare services to these communities.

Department of Health - Hawaii Health Systems Corporation
 Functions

Table 1

<u>Division</u>	<u>Description of Function</u>	<u>Activities</u>	<u>Prog ID(s)</u>	<u>Dept-Wide Priority</u>	<u>Statutory Reference</u>
					Act 182 SLH 2009 provides a process for any planned substantial reduction or elimination of direct patient services by the respective regional system boards of directors, unless legislation is enacted for reinstatement and continuation of the subject direct patient care services and includes an appropriation to adequately fund the mandated services.

Department of Health - Hawaii Health Systems Corporation
 Functions

Table 1

<u>Division</u>	<u>Description of Function</u>	<u>Activities</u>	<u>Prog ID(s)</u>	<u>Dept-Wide Priority</u>	<u>Statutory Reference</u>
					Federal Rural Hospital Flexibility Program (MRHFP). Created by Congress as part of the 1997 Balance Budget Act, Critical Access Hospitals (CAH) program is part of the MRHFP. Act 262, SLH 2007, Section 4 (amended subsection 346-59(a) HRS), requiring "payments to CAHs for service rendered to Medicaid beneficiaries shall be calculated on a cost basis using Medical reasonable cost principles."

Department of Health - Hawaii Health Systems Corporation
 Functions

Table 1

<u>Division</u>	<u>Description of Function</u>	<u>Activities</u>	<u>Prog ID(s)</u>	<u>Dept-Wide Priority</u>	<u>Statutory Reference</u>
					Section 325-78 HRS requires the State department of health to provide diagnostic, medical or treatment services relating to tuberculosis treatment or control. Leahi operates 11 beds for tuberculosis patients.

Department of Health - Hawaii Health Systems Corporation
 Functions

Table 1

<u>Division</u>	<u>Description of Function</u>	<u>Activities</u>	<u>Prog ID(s)</u>	<u>Dept-Wide Priority</u>	<u>Statutory Reference</u>
HHSC	Refer to each Table 1 for a listing of activities performed for each region and Corporate Office. These are the statutory reference that governs HHSC.		HTH 210 and HTH 212		
					Act 262 SLH 1996, Section 20. It is the intent of this Act that all rights, powers, functions, assets, and operations of the Division of community hospitals be conveyed to the HHSC, such that all of the activities and services of the division of community hospital be continued without interruption by the corporation.
					Act 290 SLH 2007 and Chapter 323F, HRS charge the HHSC corporate board of directors and the regional systems boards of directors to provide healthcare services to these communities.

<u>Division</u>	<u>Description of Function</u>	<u>Activities</u>	<u>Prog ID(s)</u>	<u>Dept-Wide Priority</u>	<u>Statutory Reference</u>
					Act 182 SLH 2009 provides a process for any planned substantial reduction or elimination of direct patient services by the respective regional system boards of directors, unless legislation is enacted for reinstatement and continuation of the subject direct patient care services and includes an appropriation to adequately fund the mandated services.

<u>Division</u>	<u>Description of Function</u>	<u>Activities</u>	<u>Prog ID(s)</u>	<u>Dept-Wide Priority</u>	<u>Statutory Reference</u>
					Federal Rural Hospital Flexibility Program (MRHFP). Created by Congress as part of the 1997 Balance Budget Act, Critical Access Hospitals (CAH) program is part of the MRHFP. Act 262, SLH 2007, Section 4 (amended subsection 346-59(a) HRS), requiring "payments to CAHs for service rendered to Medicaid beneficiaries shall be calculated on a cost basis using Medical reasonable cost principles."

Department of Health - Hawaii Health Systems Corporation
 Functions

Table 1

<u>Division</u>	<u>Description of Function</u>	<u>Activities</u>	<u>Prog ID(s)</u>	<u>Dept-Wide Priority</u>	<u>Statutory Reference</u>
					Section 325-78 HRS requires the State department of health to provide diagnostic, medical or treatment services relating to tuberculosis treatment or control. Leahi operates 11 beds for tuberculosis patients.

<u>Division</u>	<u>Description of Function</u>	<u>Activities</u>	<u>Prog ID(s)</u>	<u>Statutory Reference</u>
Support services provided to all facilities and corporate office				
HHSC	Administration	Governance Support for HHSC Corporate Board	HTH 210/LA	
HHSC	Administration	Corporate Office Management	HTH 210/LA	
HHSC	Administration	Corporate Compliance	HTH 210/LA	
HHSC	Administration	Advocacy to External Parties and Industry Organizations	HTH 210/LA	
HHSC	Administration	Corporate Quality	HTH 210/LA	
HHSC	Finance, Budgeting, and Accounting	Finance – Financial Reporting & Management	HTH 210/LA	
HHSC	Finance, Budgeting, and Accounting	Contract Management & Procurement	HTH 210/LA	
HHSC	Finance, Budgeting, and Accounting	Revenue Management & Information Systems	HTH 210/LA	
HHSC	Finance, Budgeting, and Accounting	Cost Report & Reimbursement	HTH 210/LA	
HHSC	Finance, Budgeting, and Accounting	Group Purchasing Organization and Materials Management Coordination	HTH 210/LA	
HHSC	Finance, Budgeting, and Accounting	Revenue Cycle Coordination and Resource	HTH 210/LA	
HHSC	Information Technology	Financial, Clinical, Administrative Application Support and Training	HTH 210/LA	
HHSC	Information Technology	Corporate Data Center	HTH 210/LA	
HHSC	Information Technology	Telecommunication and Data Networking	HTH 210/LA	
HHSC	Information Technology	Video Teleconferencing	HTH 210/LA	
HHSC	Information Technology	IT Project Management	HTH 210/LA	
HHSC	Information Technology	IT Security	HTH 210/LA	
HHSC	Information Technology	Infrastructure Monitoring and Helpdesk	HTH 210/LA	
HHSC	Information Technology	Claims Submittal and Facility Report Generation	HTH 210/LA	
HHSC	Human Resources	Coordination of System Personnel Function	HTH 210/LA	
HHSC	Human Resources	Labor Relations	HTH 210/LA	
HHSC	Human Resources	Workers Compensation Management	HTH 210/LA	
HHSC	Human Resources	HR Classification & Compensation	HTH 210/LA	
HHSC	Human Resources	HR Transactions	HTH 210/LA	
HHSC	Human Resources	Recruitment/Employment	HTH 210/LA	
HHSC	Human Resources	Employee Relations/Benefits	HTH 210/LA	
HHSC	Human Resources	HR Training	HTH 210/LA	
HHSC	Human Resources	Human Resource Information System (Lawson)	HTH 210/LA	
HHSC	Legal Services	Legal Assistance – advice, transactions, representation	HTH 210/LA	
HHSC	Legal Services	Legislature	HTH 210/LA	
HHSC	Legal Services	Hospital Professional and General Liability Litigation Claims	HTH 210/LA	
HHSC	Legal Services	Directors and Officers and Employment Practices Liability Claims	HTH 210/LA	
HHSC	Legal Services	Risk Management	HTH 210/LA	
HHSC	Legal Services	Insurance Program	HTH 210/LA	
HHSC	Legal Services	Staff HHSC Policy Committee	HTH 210/LA	

NOTE: Eliminating specific corporate services in part or completely will require regional capacity buildup in varying degrees based on regional proficiency and competency in the specific functional area. This will result in duplication of services and higher costs, if expertise can be recruited on the various islands to do the work. There are no functions being performed that can be eliminated. Additionally, as mandated by Act 290, the regions have to agree upon the services and functions that corporate provides. In 2008, the biennium budget process and methodology were developed by the regions for the corporate services, function, and budget.

<u>Division</u>	<u>Description of Function</u>	<u>Activities</u>	<u>Prog ID(s)</u>	<u>Statutory Reference</u>
HHSC	Hilo Medical Center	Acute care hospital Services	HTH 212/LS	
HHSC	Hilo Medical Center	Skilled nursing/long term care services	HTH 212/LS	
HHSC	Hilo Medical Center	24-hour physician staffed emergency services	HTH 212/LS	
HHSC	Hilo Medical Center	Cardiology services	HTH 212/LS	
HHSC	Hilo Medical Center	Inpatient dialysis	HTH 212/LS	
HHSC	Hilo Medical Center	Maternity services	HTH 212/LS	
HHSC	Hilo Medical Center	Gynecology services	HTH 212/LS	
HHSC	Hilo Medical Center	Pediatric services	HTH 212/LS	
HHSC	Hilo Medical Center	Adult psychiatric services	HTH 212/LS	
HHSC	Hilo Medical Center	Radiology services	HTH 212/LS	
HHSC	Hilo Medical Center	Urology services	HTH 212/LS	
HHSC	Hilo Medical Center	Neurology services	HTH 212/LS	
HHSC	Hilo Medical Center	Angiography and interventional radiology	HTH 212/LS	
HHSC	Hilo Medical Center	Telemedicine	HTH 212/LS	
HHSC	Hilo Medical Center	Surgical services	HTH 212/LS	
HHSC	Hilo Medical Center	Subspecialty surgical services:Vascular	HTH 212/LS	
HHSC	Hilo Medical Center	Subspecialty surgical services:Orthopedics	HTH 212/LS	
HHSC	Hilo Medical Center	Subspecialty surgical services:Ophthalmology	HTH 212/LS	
HHSC	Hilo Medical Center	Subspecialty surgical services:Otorhinolaryngology	HTH 212/LS	
HHSC	Hilo Medical Center	Subspecialty surgical services:Urology	HTH 212/LS	
HHSC	Hilo Medical Center	Physiatry	HTH 212/LS	
HHSC	Hilo Medical Center	Wound and ostomy services	HTH 212/LS	
HHSC	Hilo Medical Center	Endoscopy	HTH 212/LS	
HHSC	Hilo Medical Center	Outpatient surgery clinic	HTH 212/LS	
HHSC	Hilo Medical Center	Oncology	HTH 212/LS	
HHSC	Hilo Medical Center	Pharmacy	HTH 212/LS	
HHSC	Hilo Medical Center	EEG	HTH 212/LS	
HHSC	Hilo Medical Center	Laboratory and blood bank services	HTH 212/LS	
HHSC	Hilo Medical Center	Food and nutrition counseling	HTH 212/LS	
HHSC	Hilo Medical Center	Rehab services:PT	HTH 212/LS	
HHSC	Hilo Medical Center	Rehab services:OT	HTH 212/LS	

HHSC	Hilo Medical Center	Rehab services:Speech	HTH 212/LS
HHSC	Hilo Medical Center	Rehab services:Recreational	HTH 212/LS
HHSC	Hilo Medical Center	Respiratory therapy	HTH 212/LS
HHSC	Hilo Medical Center	Social services	HTH 212/LS

HHSC	Hale Ho'ola Hamakua	Critical access hospital services:acute	HTH 212/LS
HHSC	Hale Ho'ola Hamakua	Critical access hospital services:long term care	HTH 212/LS
HHSC	Hale Ho'ola Hamakua	24-hour emergency services	HTH 212/LS
HHSC	Hale Ho'ola Hamakua	Inpatient services:Physical therapy	HTH 212/LS
HHSC	Hale Ho'ola Hamakua	Inpatient services:Occupational therapy	HTH 212/LS
HHSC	Hale Ho'ola Hamakua	Inpatient services:Speech therapy	HTH 212/LS
HHSC	Hale Ho'ola Hamakua	Inpatient services:Social services	HTH 212/LS
HHSC	Hale Ho'ola Hamakua	Inpatient services:Radiology	HTH 212/LS
HHSC	Hale Ho'ola Hamakua	Inpatient services:Laboratory	HTH 212/LS
HHSC	Hale Ho'ola Hamakua	Outpatient services:Laboratory	HTH 212/LS
HHSC	Hale Ho'ola Hamakua	Outpatient services:Radiology	HTH 212/LS
HHSC	Hale Ho'ola Hamakua	Nutrition services	HTH 212/LS
HHSC	Hale Ho'ola Hamakua	Volunteer services	HTH 212/LS

HHSC	Kau Hospital	Critical access hospital services:acute	HTH 212/LS
HHSC	Kau Hospital	Critical access hospital services:long term care (only LTC in Kau)	HTH 212/LS
HHSC	Kau Hospital	24-hour emergency services	HTH 212/LS
HHSC	Kau Hospital	Inpatient services:Radiology	HTH 212/LS
HHSC	Kau Hospital	Inpatient services:Physical therapy	HTH 212/LS
HHSC	Kau Hospital	Inpatient services:Laboratory	HTH 212/LS
HHSC	Kau Hospital	Outpatient services:Laboratory	HTH 212/LS
HHSC	Kau Hospital	Outpatient services:Radiology	HTH 212/LS
HHSC	Kau Hospital	Adult Day Hospital	HTH 212/LS
HHSC	Kau Hospital	Primary care clinic:Family practice (medically underserved area)	HTH 212/LS

<u>Division</u>	<u>Description of Function</u>	<u>Activities</u>	<u>Prog ID(s)</u>	<u>Statutory Reference</u>
HHSC	Kona Community Hospital	Acute care Services	HTH 212/LS	
HHSC	Kona Community Hospital	Behavioral health	HTH 212/LS	
HHSC	Kona Community Hospital	Cardiology (Diagnostic)	HTH 212/LS	
HHSC	Kona Community Hospital	Case Management	HTH 212/LS	
HHSC	Kona Community Hospital	Chemotherapy	HTH 212/LS	
HHSC	Kona Community Hospital	Emergency services	HTH 212/LS	
HHSC	Kona Community Hospital	ICU	HTH 212/LS	
HHSC	Kona Community Hospital	Laboratory & Pathology	HTH 212/LS	
HHSC	Kona Community Hospital	Medical/surgical	HTH 212/LS	
HHSC	Kona Community Hospital	Obstetrics/gynecology	HTH 212/LS	
HHSC	Kona Community Hospital	Pharmacy	HTH 212/LS	
HHSC	Kona Community Hospital	Phys/Occ/Speech therapy	HTH 212/LS	
HHSC	Kona Community Hospital	Radiation therapy	HTH 212/LS	
HHSC	Kona Community Hospital	Radiology	HTH 212/LS	
HHSC	Kona Community Hospital	Respiratory therapy	HTH 212/LS	
HHSC	Kona Community Hospital	Social Services	HTH 212/LS	
HHSC	Kona Community Hospital	Utilization Review	HTH 212/LS	
HHSC	Kohala Hospital	Acute Care Services	HTH 212/LS	
HHSC	Kohala Hospital	Emergency services	HTH 212/LS	
HHSC	Kohala Hospital	Laboratory	HTH 212/LS	
HHSC	Kohala Hospital	Long term care	HTH 212/LS	
HHSC	Kohala Hospital	Radiology	HTH 212/LS	

<u>Division</u>	<u>Description of Function</u>	<u>Activities</u>	<u>Prog ID(s)</u>	<u>Statutory Reference</u>
HHSC	Kauai Veterans Memorial Hospital	Acute care (critical access hospital)	HTH 212/LS	
HHSC	Kauai Veterans Memorial Hospital	Skilled nursing services	HTH 212/LS	
HHSC	Kauai Veterans Memorial Hospital	Intermediate care services	HTH 212/LS	
HHSC	Kauai Veterans Memorial Hospital	Medical/Surgical	HTH 212/LS	
HHSC	Kauai Veterans Memorial Hospital	Obstetrics/Gynecology	HTH 212/LS	
HHSC	Kauai Veterans Memorial Hospital	ICU	HTH 212/LS	
HHSC	Kauai Veterans Memorial Hospital	Telemedicine	HTH 212/LS	
HHSC	Kauai Veterans Memorial Hospital	Physical therapy	HTH 212/LS	
HHSC	Kauai Veterans Memorial Hospital	Occupation therapy	HTH 212/LS	
HHSC	Kauai Veterans Memorial Hospital	Laboratory & Pathology Services	HTH 212/LS	
HHSC	Kauai Veterans Memorial Hospital	Radiology Services	HTH 212/LS	
HHSC	Kauai Veterans Memorial Hospital	Social Services	HTH 212/LS	
HHSC	Kauai Veterans Memorial Hospital	Recreation therapy	HTH 212/LS	
HHSC	Kauai Veterans Memorial Hospital	Respiratory therapy	HTH 212/LS	
HHSC	Kauai Veterans Memorial Hospital	Surgery	HTH 212/LS	
HHSC	Kauai Veterans Memorial Hospital	Subspecialty-Orthopedics	HTH 212/LS	
HHSC	Kauai Veterans Memorial Hospital	Subspecialty-Ophthalmology	HTH 212/LS	
HHSC	Kauai Veterans Memorial Hospital	Endoscopy	HTH 212/LS	
HHSC	Kauai Veterans Memorial Hospital	Pharmacy	HTH 212/LS	
HHSC	Kauai Veterans Memorial Hospital	Nutrition Services	HTH 212/LS	
HHSC	Kauai Veterans Memorial Hospital	Outpatient surgery	HTH 212/LS	
HHSC	Samuel Mahelona Memorial Hospital	Acute care (critical access hospital)	HTH 212/LS	
HHSC	Samuel Mahelona Memorial Hospital	Psychiatric services	HTH 212/LS	
HHSC	Samuel Mahelona Memorial Hospital	Skilled nursing services	HTH 212/LS	
HHSC	Samuel Mahelona Memorial Hospital	Intermediate care services	HTH 212/LS	
HHSC	Samuel Mahelona Memorial Hospital	Telemedicine	HTH 212/LS	
HHSC	Samuel Mahelona Memorial Hospital	Physical therapy	HTH 212/LS	
HHSC	Samuel Mahelona Memorial Hospital	Occupation therapy	HTH 212/LS	
HHSC	Samuel Mahelona Memorial Hospital	Laboratory & Pathology Services	HTH 212/LS	
HHSC	Samuel Mahelona Memorial Hospital	Radiology Services	HTH 212/LS	
HHSC	Samuel Mahelona Memorial Hospital	Social Services	HTH 212/LS	

HHSC Samuel Mahelona Memorial Hospital
HHSC Samuel Mahelona Memorial Hospital
HHSC Samuel Mahelona Memorial Hospital

Recreation therapy
Pharmacy
Nutrition Services

HTH 212/LS
HTH 212/LS
HTH 212/LS

<u>Division</u>	<u>Description of Function</u>	<u>Activities</u>	<u>Prog ID(s)</u>	<u>Statutory Reference</u>
HHSC	Leahi Hospital (note 1)	TB	HTH 215/OR	
HHSC	Leahi Hospital - Long-term Care	SNF/ICF	HTH 215/OR	
HHSC	Leahi Hospital - Ancillary Services	PT & OT	HTH 215/OR	
HHSC	Leahi Hospital - Ancillary Services	X-ray	HTH 215/OR	
HHSC	Leahi Hospital - Ancillary Services	Adult Day Health	HTH 215/OR	
HHSC	Maluhia - Long-term Care	SNF/ICF	HTH 215/OR	
HHSC	Maluhia - Ancillary Services	PT & OT	HTH 215/OR	
HHSC	Maluhia - Ancillary Services	X-ray	HTH 215/OR	
HHSC	Maluhia - Ancillary Services	Adult Day Health	HTH 215/OR	
HHSC	Maluhia - Ancillary Services	Clinics	HTH 215/OR	

Note 1 - Although TB services are required by law, admissions have been steadily declining in recent years. In FY 19 there were five admissions and zero admissions in FY 20.

Department of Health - Hawaii Health Systems Corporation
Department-Wide Totals

Table 2

Fiscal Year 2023					
Budget Acts Appropriation	Restrictions	Additions	Emergency Appropriations	Total FY23	MOF
\$ 127,912,303.00	\$ (11,498,930.00)			\$ 116,413,373.00	A
\$ 601,493,192.00		\$ 7,908,280.00		\$ 609,401,472.00	B
\$ 41,238,400.00				\$ 41,238,400.00	V
				\$ -	
				\$ -	
				\$ -	
\$ 770,643,895.00	\$ (11,498,930.00)	\$ 7,908,280.00	\$ -	\$ 767,053,245.00	Total
Fiscal Year 2024					
Budget Acts Appropriation	Reductions	Additions		Total FY24	MOF
\$ 127,912,303.00	\$ (42,064,400.00)			\$ 85,847,903.00	A
\$ 601,493,192.00	\$ (35,000,000.00)	\$ 22,139,830.00		\$ 588,633,022.00	B
				\$ -	
				\$ -	
				\$ -	
				\$ -	
\$ 729,405,495.00	\$ (77,064,400.00)	\$ 22,139,830.00	\$ -	\$ 674,480,925.00	Total

Department of Health - Hawaii Health Systems Corporation
 Program ID Totals

Table 3

Prog ID	Program Title	MOF	As budgeted (FY23)			Governor's Submittal (FY24)				Governor's Submittal (FY25)			
			Pos (P)	Pos (T)	\$\$\$	Pos (P)	Pos (T)	\$\$\$	Percent Change of \$\$\$\$	Pos (P)	Pos (T)	\$\$\$	Percent Change of \$\$\$\$
HTH 210	Hawaii Health Systems Corpora	B	54.5		17,509,280	54.5		17,509,280	0%	54.5		17,509,280	0%
HTH 211	Kahuku Hospital	A			1,800,000			1,800,000	0%			1,800,000	0%
HTH 212	Hawaii Health Systems Corpora	A			100,868,603			125,286,303	19%			125,286,303	19%
HTH 212	Hawaii Health Systems Corpora	B	2340.75		545,483,912	2340.75		567,623,742	4%	2340.75		580,976,014	6%
HTH 212	Hawaii Health Systems Corpora	V			41,238,400				#DIV/0!				#DIV/0!
HTH 213	Alii Community Care	B			3,500,000			3,500,000	0%			3,500,000	0%
HTH 214	Maui Health Systems, KFH, LLC	A			8,923,000			5,436,000	-64%			1,620,000	-451%
HTH 215	HHSC - Oahu Region	A			16,320,700			16,320,700	0%			16,320,700	0%
HTH 215	HHSC - Oahu Region	B	440		35,000,000	440		45,000,000	22%	440		46,000,000	24%

Department of Health - Hawaii Health Systems Corporation
Budget Decisions

Table 4

Prog ID	Sub-Org	Description of Request	MOF	Initial Department Requests						Budget and Finance Recommendations						Governor's Decision					
				FY24			FY25			FY24			FY25			FY24			FY25		
				Pos (P)	Pos (T)	\$\$\$	Pos (P)	Pos (T)	\$\$\$	Pos (P)	Pos (T)	\$\$\$	Pos (P)	Pos (T)	\$\$\$	Pos (P)	Pos (T)	\$\$\$	Pos (P)	Pos (T)	\$\$\$
HTH 212	LS	HHSC Regions - General Fund Subsidy	A			\$ 99,045,000			#####			\$ -						\$ -			
HTH 212	LS	HHSC Regions - Restore GF transferred to Maui Health Systems	A			\$ 8,923,000			\$ 8,923,000			\$ 8,923,000			\$ 8,923,000			\$ 8,923,000			\$ 8,923,000
HTH 212	LS	HHSC Regions - Replace V Funds (ARPA Funds)	A			\$ 32,315,400			\$ 32,315,400			\$32,315,400			\$32,315,400			\$32,315,400			\$32,315,400
HTH 214		Maui Health Systems - General Fund Subsidy	A			\$ 22,000,000			\$ -			\$ 5,436,000			\$ 1,620,000			\$ 5,436,000			\$ 1,620,000
HTH 215	OR	HHSC - Oahu Region - General Fund Subsidy	A			\$ 22,389,000			\$ 23,372,000			\$16,320,700			\$16,320,700			\$16,320,700			\$16,320,700
HTH 215	OR	HHSC - Oahu Region - Restore Non-recurring SF	B			\$ 35,000,000			\$ 35,000,000			\$35,000,000			\$35,000,000			\$35,000,000			\$35,000,000
HTH 215	OR	HHSC - Oahu Region - Ceiling Increase	B			\$ 10,000,000			\$ 11,000,000			\$10,000,000			\$11,000,000			\$10,000,000			\$11,000,000

Department of Health - Hawaii Health Systems Corporation
Proposed Budget Reductions

Table 5

<u>Prog ID</u>	<u>Sub-Org</u>	<u>Description of Reduction</u>	<u>Impact of Reduction</u>	<u>MOF</u>	<u>FY24</u>			<u>FY25</u>			<u>FY23 Restriction (Y/N)</u>
					<u>Pos (P)</u>	<u>Pos (T)</u>	<u>\$\$\$\$</u>	<u>Pos (P)</u>	<u>Pos (T)</u>	<u>\$\$\$\$</u>	
	N/A										

Department of Health - Hawaii Health Systems Corporation
Proposed Budget Additions

Table 6

Prog ID	Sub-Org	Addition Type	Prog ID Priority	Dept- Wide Priority	Description of Addition	Justification	MOE	FY24			FY25		
								Pos (P)	Pos (T)	\$\$\$	Pos (P)	Pos (T)	\$\$\$
HTH 212	LS	AR	1	1	HHSC Regions - Restore GF transferred to Maui Health Systems	Replenish general fund appropriations that were transferred to Maui Health Systems (MHS) for MHS ARPA (V funds) in FY 2023	A			8,923,000			8,923,000
HTH 212	LS	AR	1	1	HHSC Regions - GF to replace V Funds (ARPA Funds)	Request general fund appropriations to replace V funds (ARPA) provided to HHSC in fiscal years 2022 and 2023 in lieu of general fund appropriation.	A			32,315,400			32,315,400
HTH 214		AR	1	5	Maui Health System - General Fund Subsidy	Under Act 103, SLH 2015 Maui Health System may seek funds from the State for its operating cost	A			5,436,000			1,620,000
HTH 215	OR	AR	2	3	Oahu Region - SF Ceiling Increase for Non-Recurring	Restore non-recurring FY 23 Special Fund revenue ceiling for personnel cost for FY FY 24 and FY 25	B			35,000,000			35,000,000
HTH 215	OR	AR	3	4	Oahu Region - SF Ceiling Increase	Increase Personal services ceiling to cover carry-forward impact of FY 23 collective bargaining raises and fring benefits rate increase and to fill vacant positions.	B			10,000,000			11,000,000
HTH 215	OR	AR	1	2	Oahu Region - GF Subsidy	GF Subsidy to cover projected budgetary shortfalls.	A			16,320,700			16,320,700

Department of Health - Hawaii Health Systems Corporation
 FY 2021 - FY 2023 Restrictions

Table 7

<u>Fiscal Year</u>	<u>Prog ID</u>	<u>Sub-Org</u>	<u>MOF</u>	<u>Budgeted by Dept</u>	<u>Restriction</u>	<u>Difference Between Budgeted & Restricted</u>	<u>Percent Difference</u>	<u>Impact</u>
FY 23	HTH 212	LS	A	\$ 100,868,603	\$ 9,686,860	\$ 91,181,743	9.6%	Hawaii Health Systems Corporation will have difficulty managing cash flow through the end of fiscal year 2021 given the current level of general fund appropriation
FY 23	HTH 211	LR	A	\$ 1,800,000	\$ 180,000	\$ 1,620,000	10.0%	Kahuku will have difficulty managing cash flow through the end of fiscal year 2023 given the current level of general fund appropriation
FY 23	HTH 215	OR	A	\$ 16,320,700	\$ 1,632,070	\$ 14,688,630	10.0%	Oahu Region will have difficulty managing cash flow through the end of fiscal year 2023 given the current level of general fund appropriation

Department of Health - Hawaii Health Systems Corporation
 Emergency Appropriation Requests

Table 8

<u>Prog ID</u>	<u>Description of Request</u>	<u>Explanation of Request</u>	<u>MOF</u>	<u>Pos (P)</u>	<u>Pos (T)</u>	<u>\$\$\$</u>
	None.					

Department of Health - Hawaii Health Systems Corporation
 Expenditures Exceeding Appropriation Ceilings in FY22 and FY23

Table 9

<u>Prog ID</u>	<u>MOF</u>	<u>Date</u>	<u>Appropriation</u>	<u>Amount Exceeding Appropriation</u>	<u>Percent Exceeded</u>	<u>Reason for Exceeding Ceiling</u>	<u>Legal Authority</u>	<u>Recurring (Y/N)</u>	<u>GF Impact (Y/N)</u>
				N/A					

Department of Health - Hawaii Health Systems Corporation
 Intradepartmental Transfers in FY22 and FY23

Table 10

<u>Actual or Anticipated Date of Transfer</u>	<u>MOF</u>	<u>Pos (P)</u>	<u>Pos (T)</u>	<u>\$\$\$</u>	<u>From Prog ID</u>	<u>Percent of Program ID Appropriation Transferred From</u>	<u>To Prog ID</u>	<u>Percent of Receiving Program ID Appropriation</u>	<u>Reason for Transfer</u>	<u>Recurring (Y/N)</u>
None.										

Department of Health - Hawaii Health Systems Corporation
 Vacancy Report as of November 30, 2022

Table 11

Prog ID	Sub-Org	Date of Vacancy	Expected Fill Date	Position Number	Position Title	Exempt (Y/N)	SR Level	BU Code	Perm Temp (P/T)	FTE	MOF	Budgeted Amount	Actual Salary Last Paid	Authority to Hire (Y/N)	Occupied by 89 Day Hire (Y/N)	# of 89 Hire Appts	Describe if Filled by other Means	Priority # to Retain
HTH 210	LB	7/1/2011	N/A	37486	Secretary IV	N	SR18	63	PERM	1.00	B		\$ 24,300	N	N	0		1
HTH 210	LB	6/19/2020	ASAP	55534	Senior Contracts Manager	N	EM05	35	PERM	1.00	B		\$ 73,032	Y	N	0		1
HTH 210	LB	10/24/2016	N/A	56609	Human Resources Officer	N	EM03	35	PERM	1.00	B		\$ 89,816	N	N	0		1
HTH 210	LB	8/28/2022	1/31/2023	57286	Info Technology Spclt III	N	SR20	13	PERM	1.00	B		\$ 56,304	Y	N	0		1
HTH 210	LB	2/1/2022	N/A	58357	Senior Contracts Manager	N	EM05	35	PERM	1.00	B		N/A	N	N	0		1
HTH 210	LB	9/23/2019	ASAP	58367	Info Technology Spclt V	N	SR24	13	PERM	1.00	B		\$ 50,916	Y	N	0		1
HTH 210	LB	2/12/2022	1/31/2023	109676	Corp Compliance Coord	Y		00	PERM	1.00	B		\$ 70,365	Y	N	0		1
HTH 210	LB	11/8/2022	1/9/2023	109830	Human Resources Executive Ass	Y		00	PERM	1.00	B		N/A	Y	N	0		1
HTH 210	LB	11/15/2022	3/30/2023	109837	Executive Secretary	Y		00	PERM	1.00	B		N/A	Y	N	0		1
HTH 212	LP	7/1/2020	N/A	18163	Accountant II	N	SR18	13	PERM	1.00	B		\$ 58,560	N	N	0	N/A	
HTH 212	LP	44866	44986	18165	Certified Nurse Aide FP	N	HE04	10	PERM	1.00	B	\$ 46,746	\$ 45,960	Y	N	0	N/A	
HTH 212	LP	44166	N/A	18229	Certified Nurse Aide FP	N	HE04	10	PERM	1.00	B		\$ 41,256	N	N	0	N/A	
HTH 212	LP	44764	44986	18230	Certified Nurse Aide FP	N	HE04	10	PERM	1.00	B	\$ 46,746	\$ 44,652	Y	N	0	N/A	
HTH 212	LP	10/1/2020	3/1/2023	18314	Certified Nurse Aide FP	N	HE04	10	PERM	1.00	B	\$ 41,700	\$ 44,184	Y	N	0	N/A	
HTH 212	LP	7/1/2022	3/1/2023	18317	Certified Nurse Aide FP	N	HE04	10	PERM	1.00	B	\$ 46,746	\$ 44,652	Y	N	0	N/A	
HTH 212	LP	7/7/2021	3/1/2023	18322	Certified Nurse Aide FP	N	HE04	10	PERM	1.00	B	\$ 45,135	\$ 41,700	Y	N	0	N/A	
HTH 212	LP	10/9/2018	N/A	18323	Licensed Practical Nurse Entry	N	HE06	10	PERM	1.00	B		\$ 44,964	N	N	0	N/A	
HTH 212	LP	8/1/2022	3/1/2023	18326	Certified Nurse Aide FP	N	HE04	10	PERM	1.00	B	\$ 46,746	\$ 44,652	Y	N	0	N/A	
HTH 212	LP	12/1/2021	N/A	18362	Volunteer Services Coordinator	N	SR20	13	PERM	1.00	B		\$ 72,684	N	N	0	N/A	
HTH 212	LP	9/16/2022	3/1/2023	18364	Clerk Typist III	N	SR10	03	PERM	1.00	B	\$ 37,178	\$ 35,196	Y	N	0	N/A	
HTH 212	LP	1/1/2021	N/A	18390	Social Worker III	N	SR20	13	PERM	1.00	B		\$ 55,200	N	N	0	N/A	
HTH 212	LP	5/5/2017	N/A	18413	Institution Food Svcs Mgr II	N	F108	02	PERM	1.00	B		\$ 55,152	N	N	0	N/A	
HTH 212	LP	12/6/2017	N/A	18427	Kitchen Helper	N	BC02	01	PERM	1.00	B		\$ 43,308	N	N	0	N/A	
HTH 212	LP	10/1/2016	N/A	18477	Environ Svcs Wkr II	N	BC02	01	PERM	1.00	B		\$ 37,416	N	N	0	N/A	
HTH 212	LP	12/31/2016	N/A	18501	Environ Svcs Wkr II	N	BC02	01	PERM	1.00	B		\$ 28,160	N	N	0	N/A	
HTH 212	LP	12/31/2019	5/1/2023	18531	Accountant VI	N	SR26	23	PERM	1.00	B	\$ 67,200	\$ 97,488	Y	N	0	N/A	
HTH 212	LP	8/1/2019	N/A	18598	Registered Prof Nurse III	N	SR20	09	PERM	1.00	B		\$ 108,792	N	N	0	N/A	
HTH 212	LP	1/2/2021	3/1/2023	39915	Certified Nurse Aide FP	N	HE04	10	PERM	1.00	B	\$ 41,700	\$ 44,652	Y	N	0	N/A	
HTH 212	LP	7/1/2022	3/1/2023	43967	Certified Nurse Aide FP	N	HE04	10	PERM	1.00	B	\$ 46,746	\$ 44,652	Y	N	0	N/A	
HTH 212	LP	11/7/2022	6/1/2023	45880	Health Unit Clerk II	N	SR10	03	PERM	1.00	B	\$ 35,196	\$ 36,504	Y	N	0	N/A	
HTH 212	LP	10/1/2021	3/1/2023	53817	Adult Day Hlth Aide FP	N	HE06	10	PERM	1.00	B	\$ 48,578	\$ 48,288	Y	N	0	N/A	
HTH 212	LP	9/30/2020	1/1/2023	54357	Registered Prof Nurse III	N	SR20	09	PERM	1.00	B	\$ 118,844	\$ 117,732	Y	N	0	N/A	
HTH 212	LP	10/1/2020	3/1/2023	55909	Registered Prof Nurse IV	N	SR22	09	PERM	1.00	B	\$ 106,620	\$ 106,620	Y	N	0	N/A	
HTH 212	LP	2/16/2022	3/1/2023	56161	Certified Nurse Aide FP	N	HE04	10	PERM	1.00	B	\$ 45,135	\$ 41,700	Y	N	0	N/A	
HTH 212	LP	7/1/2022	N/A	56169	Registered Prof Nurse III	N	SR20	09	PERM	1.00	B		\$ 117,144	N	N	0	N/A	
HTH 212	LP	4/1/2021	3/1/2023	56470	Adult Day Hlth Aide FP	N	HE06	10	PERM	1.00	B	\$ 44,652	\$ 44,652	Y	N	0	N/A	
HTH 212	LP	8/11/2022	N/A	56804	Registered Prof Nurse III	N	SR20	09	PERM	1.00	B		\$ 96,732	N	N	0	N/A	
HTH 212	LP	6/23/2014	N/A	57955	Health Info Mgt Admr	N	SR24	23	PERM	1.00	B		\$ 58,308	N	N	0	N/A	
HTH 212	LP	8/24/2018	4/1/2023	57957	Occup Therapy Asst FP	N	HE10	10	PERM	1.00	B	\$ 56,616	\$ 56,616	Y	N	0	N/A	
HTH 212	LP	9/1/2022	1/3/2023	58655	Human Resources Clerk III	N	SR09	63	PERM	1.00	B	\$ 38,584	\$ 35,052	Y	N	0	N/A	
HTH 212	LP	7/1/2022	5/1/2023	58658	Assistant To The Dietitian	N	BC03	01	PERM	1.00	B	\$ 47,811	\$ 45,540	Y	N	0	N/A	
HTH 212	LP	4/25/2018	3/1/2023	58663	Registered Prof Nurse VI	N	SR24	09	TEMP	0.30	B	\$ 38,740	\$ 120,552	Y	Y	4	N/A	
HTH 212	LP	11/5/2018	N/A	58666	Groundskeeper I	N	BC02	01	TEMP	1.00	B		\$ 40,176	N	N	0	N/A	
HTH 212	LP	11/16/2021	5/1/2023	58669	Recreational Aide FP	N	HE06	10	PERM	1.00	B	\$ 48,578	\$ 48,288	Y	N	0	N/A	
HTH 212	LP	8/6/2022	N/A	59078	Registered Prof Nurse III	N	SR20	09	PERM	0.50	B		\$ 112,056	N	N	0	N/A	
HTH 212	LP	8/21/2022	3/1/2023	101021	Student Helper II	Y		00	TEMP	0.48	B	\$ 10,344	\$ 10	Y	Y	3	N/A	
HTH 212	LP	12/31/2021	3/1/2023	109415	Private Secretary	Y		00	PERM	1.00	B	\$ 63,919	\$ 66,703	Y	N	0	N/A	
HTH 212	LP	8/14/2020	6/1/2023	109555	Per Diem CNA	N	I	70	TEMP	0.30	B	\$ 22	\$ 21	Y	N	0	N/A	
HTH 212	LP	4/11/2019	5/1/2023	109556	Per Diem CNA	N	I	70	TEMP	0.30	B	\$ 22	\$ 20	Y	N	0	N/A	
HTH 212	LP	1/28/2019	5/1/2023	109585	Per Diem Nurse	N	1	79	TEMP	0.30	B	\$ 54	\$ 50	Y	N	0	N/A	

Department of Health - Hawaii Health Systems Corporation
 Vacancy Report as of November 30, 2022

Table 11

Prog ID	Sub-Org	Date of Vacancy	Expected Fill Date	Position Number	Position Title	Exempt (Y/N)	SR Level	BU Code	Perm Temp (P/T)	FTE	MOF	Budgeted Amount	Actual Salary Last Paid	Authority to Hire (Y/N)	Occupied by 89 Day Hire (Y/N)	# of 89 Hire Appts	Describe if Filled by other Means	Priority # to Retain
HTH 212	LP	3/2/2019	5/1/2023	109641	Per Diem Nurse	N	1	79	TEMP	0.30	B	\$ 54	\$ 50	Y	N	0	N/A	
HTH 212	LP	12/3/2021	6/1/2023	109642	Per Diem Nurse	N	1	79	TEMP	0.30	B	\$ 54	\$ 52	Y	N	0	N/A	
HTH 212	LP	12/3/2021	6/1/2023	109643	Per Diem Nurse	N	1	79	TEMP	0.30	B	\$ 54	\$ 50	Y	N	0	N/A	
HTH 212	LP	9/14/2017	3/1/2023	109653	Per Diem CNA	N	I	70	TEMP	0.30	B	\$ 22	\$ 20	Y	N	0	N/A	
HTH 212	LP	9/14/2017	3/1/2023	109654	Per Diem CNA	N	I	70	TEMP	0.30	B	\$ 22	\$ 20	Y	N	0	N/A	
HTH 212	LP	9/14/2017	3/1/2023	109655	Per Diem CNA	N	I	70	TEMP	0.30	B	\$ 22	\$ 20	Y	N	0	N/A	
HTH 212	LP	9/14/2017	3/1/2023	109656	Per Diem CNA	N	I	70	TEMP	0.30	B	\$ 22	\$ 20	Y	N	0	N/A	
HTH 212	LP	9/14/2017	3/1/2023	109657	Per Diem CNA	N	I	70	TEMP	0.30	B	\$ 22	\$ 20	Y	N	0	N/A	
HTH 212	LP	6/8/2020	N/A	109670	Student Helper II	Y		00	TEMP	0.48	B		\$ 10	N	N	0	N/A	
HTH 212	LP	10/24/2018	4/1/2023	109680	Per Diem Nurse	N	1	79	TEMP	0.30	B	\$ 54	\$ 49	Y	N	0	N/A	
HTH 212	LP	5/17/2019	5/1/2023	109682	Per Diem Nurse	N	1	79	TEMP	0.30	B	\$ 54	\$ 50	Y	N	0	N/A	
HTH 212	LP	10/9/2021	6/1/2023	109684	Per Diem CNA	N	I	70	TEMP	0.30	B	\$ 22	\$ 21	Y	N	0	N/A	
HTH 212	LP	6/22/2022	6/1/2023	109685	Per Diem CNA	N	I	70	TEMP	0.30	B	\$ 22	\$ 21	Y	N	0	N/A	
HTH 212	LP	9/6/2019	5/1/2023	109686	Per Diem CNA	N	I	70	TEMP	0.30	B	\$ 22	\$ 20	Y	N	0	N/A	
HTH 212	LP	10/17/2019	5/1/2023	109688	Per Diem CNA	N	I	70	TEMP	0.30	B	\$ 22	\$ 20	Y	N	0	N/A	
HTH 212	LP	10/17/2019	5/1/2023	109689	Per Diem CNA	N	I	70	TEMP	0.30	B	\$ 22	\$ 20	Y	N	0	N/A	
HTH 212	LP	1/30/2020	6/1/2023	109748	Per Diem LPN	N	II	70	TEMP	0.30	B	\$ 22	\$ 24	Y	N	0	N/A	
HTH 212	LP	9/12/2022	3/1/2023	109758	Student Helper II	Y		00	TEMP	0.48	B	\$ 10,344	\$ 10	Y	N	0	N/A	
HTH 212	LP	4/15/2020	N/A	109762	Medical Director	Y		00	TEMP	0.38	B		\$ 120	N	N	0	N/A	
HTH 212	LP	5/7/2020	N/A	109764	Staff Physician	Y		00	TEMP	0.48	B		\$ 125,250	N	N	0	N/A	
HTH 212	LP	11/9/2022	N/A	109831	Student Helper II	Y		00	TEMP	0.48	B		\$ 12	N	N	0	N/A	
HTH 212	LP	11/9/2022	N/A	109832	Student Helper II	Y		00	TEMP	0.48	B		\$ 12	N	N	0	N/A	
HTH 212	LC	10/30/2022	3/1/2023	20937	Registered Prof Nurse VI	N	SR24	09	PERM	1.00	B	\$ 131,173	\$ 133,644	Y	N	0	N/A	
HTH 212	LC	12/1/2020	3/1/2023	20939	Registered Prof Nurse VI	N	SR24	09	PERM	1.00	B	\$ 115,332	\$ 143,220	Y	N	0	N/A	
HTH 212	LC	9/1/2018	1/1/2023	20954	Registered Prof Nurse III	N	SR20	09	PERM	1.00	B	\$ 96,732	\$ 112,920	Y	N	0	N/A	
HTH 212	LC	3/1/2022	N/A	20965	Licensed Practical Nurse FP	N	HE08	10	PERM	1.00	B		\$ 57,588	N	N	0	N/A	
HTH 212	LC	10/16/2021	3/1/2023	20977	Certified Nurse Aide FP	N	HE04	10	PERM	1.00	B	\$ 45,135	\$ 43,080	Y	N	0	N/A	
HTH 212	LC	4/1/2022	3/1/2023	20978	Certified Nurse Aide FP	N	HE04	10	PERM	1.00	B	\$ 45,135	\$ 44,652	Y	N	0	N/A	
HTH 212	LC	5/3/2022	3/1/2023	20979	Certified Nurse Aide FP	N	HE04	10	PERM	1.00	B	\$ 46,746	\$ 44,652	Y	N	0	N/A	
HTH 212	LC	5/3/2022	3/1/2023	20983	Licensed Practical Nurse FP	N	HE08	10	PERM	1.00	B	\$ 52,426	\$ 50,196	Y	N	0	N/A	
HTH 212	LC	12/31/2021	3/1/2023	20997	Certified Nurse Aide FP	N	HE04	10	PERM	1.00	B	\$ 45,135	\$ 44,652	Y	N	0	N/A	
HTH 212	LC	11/1/2021	3/1/2023	21005	Certified Nurse Aide FP	N	HE04	10	PERM	1.00	B	\$ 45,135	\$ 44,652	Y	N	0	N/A	
HTH 212	LC	9/21/2021	3/1/2023	21008	Certified Nurse Aide FP	N	HE04	10	PERM	1.00	B	\$ 45,135	\$ 41,700	Y	N	0	N/A	
HTH 212	LC	10/1/2022	3/1/2023	21013	Certified Nurse Aide FP	N	HE04	10	PERM	1.00	B	\$ 50,471	\$ 49,704	Y	N	0	N/A	
HTH 212	LC	9/8/2021	1/1/2023	21014	Certified Nurse Aide FP	N	HE04	10	PERM	1.00	B	\$ 45,135	\$ 44,652	Y	N	0	N/A	
HTH 212	LC	3/26/2021	3/1/2023	21041	Kitchen Helper	N	BC02	01	PERM	1.00	B	\$ 45,528	\$ 21	Y	N	0	N/A	
HTH 212	LC	12/31/2019	1/1/2023	21045	Licensed Practical Nurse FP	N	HE08	10	PERM	1.00	B	\$ 52,426	\$ 50,220	Y	N	0	N/A	
HTH 212	LC	7/1/2022	1/1/2023	21054	Bldg Maint Helper	N	BC05	01	PERM	1.00	B	\$ 51,634	\$ 49,260	Y	N	0	N/A	
HTH 212	LC	4/22/2021	3/1/2023	21079	Environ Svcs Wkr II	N	BC02	01	PERM	1.00	B	\$ 45,528	\$ 22	Y	Y	2	N/A	
HTH 212	LC	4/30/2022	3/1/2023	21082	Environ Svcs Wkr II	N	BC02	01	PERM	1.00	B	\$ 46,528	\$ 44,292	Y	N	0	N/A	
HTH 212	LC	4/21/2020	3/1/2023	21093	Secretary II	N	SR14	03	PERM	1.00	B	\$ 41,100	\$ 38,220	Y	N	0	N/A	
HTH 212	LC	12/31/2016	3/1/2023	21095	Stores Clerk II	N	SR08	03	PERM	1.00	B	\$ 33,120	\$ 28,728	Y	N	0	N/A	
HTH 212	LC	10/16/2016	N/A	21097	Accountant VI	N	SR26	23	PERM	1.00	B		\$ 75,588	N	N	0	N/A	
HTH 212	LC	4/6/2021	N/A	21592	Secretary II	N	SR14	63	PERM	1.00	B		\$ 20	N	N	0	N/A	
HTH 212	LC	6/28/2017	N/A	28133	Groundskeeper I	N	BC02	01	PERM	1.00	B		\$ 38,928	N	N	0	N/A	
HTH 212	LC	6/30/2022	3/1/2023	28569	Certified Nurse Aide FP	N	HE04	10	PERM	1.00	B	\$ 44,135	\$ 44,652	Y	N	0	N/A	
HTH 212	LC	11/1/2022	3/1/2023	28577	Patient Care Tech FP	N	HE06	10	PERM	1.00	B	\$ 50,471	\$ 49,704	Y	N	0	N/A	
HTH 212	LC	8/31/2018	N/A	32971	Certified Nurse Aide Entry	N	HE02	10	PERM	1.00	B		\$ 41,592	N	N	0	N/A	
HTH 212	LC	9/1/2022	3/1/2023	35946	Certified Nurse Aide FP	N	HE04	10	PERM	1.00	B	\$ 46,746	\$ 44,652	Y	N	0	N/A	
HTH 212	LC	12/31/2017	N/A	37468	Certified Nurse Aide Entry	N	HE02	10	PERM	1.00	B		\$ 40,116	N	N	0	N/A	

Department of Health - Hawaii Health Systems Corporation
Vacancy Report as of November 30, 2022

Table 11

Prog ID	Sub-Org	Date of Vacancy	Expected Fill Date	Position Number	Position Title	Exempt (Y/N)	SR Level	BU Code	Perm Temp (P/T)	FTE	MOF	Budgeted Amount	Actual Salary Last Paid	Authority to Hire (Y/N)	Occupied by 89 Day Hire (Y/N)	# of 89 Hire Appts	Describe if Filled by other Means	Priority # to Retain
HTH 212	LC	6/29/2019	N/A	53589	Info Technology Spclt VI	N	SR26	23	PERM	1.00	B		\$ 88,248	N	N	0	N/A	
HTH 212	LC	11/9/2019	N/A	55266	Social Worker III	N	SR20	13	TEMP	1.00	B		\$ 24	N	N	0	N/A	
HTH 212	LC	11/20/2019	N/A	55267	Social Worker III	N	SR20	13	TEMP	1.00	B		\$ 24	N	N	0	N/A	
HTH 212	LC	11/16/2022	3/1/2023	55964	Registered Prof Nurse III	N	SR20	09	PERM	1.00	B	\$ 114,540	\$ 114,852	Y	N	0	N/A	
HTH 212	LC	3/16/2021	3/1/2023	56431	Adult Day Hlth Aide FP	N	HE06	10	PERM	1.00	B	\$ 44,652	\$ 48,288	Y	N	0	N/A	
HTH 212	LC	9/1/2020	N/A	56441	Licensed Practical Nurse FP	N	HE08	10	PERM	1.00	B		\$ 51,600	N	N	0	N/A	
HTH 212	LC	5/1/2020	N/A	56449	Home Care Aide FP	N	HE06	10	PERM	1.00	B		\$ 46,836	N	N	0	N/A	
HTH 212	LC	10/29/2021	1/1/2023	56459	Registered Prof Nurse III	N	SR20	09	PERM	1.00	B	\$ 114,540	\$ 114,300	Y	N	0	N/A	
HTH 212	LC	12/23/2021	N/A	56460	Registered Prof Nurse III	N	SR20	09	PERM	1.00	B		\$ 111,504	N	N	0	N/A	
HTH 212	LC	9/1/2018	N/A	56803	Contracts Manager II	N	SR26	13	PERM	1.00	B		\$ 84,876	N	N	0	N/A	
HTH 212	LC	6/11/2022	N/A	57961	Occup Therapy Asst FP	N	HE10	10	PERM	0.88	B		\$ 61,308	N	N	0	N/A	
HTH 212	LC	4/12/2022	3/1/2023	57978	Kitchen Helper	N	BC02	01	PERM	1.00	B	\$ 44,292	\$ 21	Y	Y	0	N/A	
HTH 212	LC	6/16/2021	N/A	58677	Accountant IV	N	SR20	13	TEMP	1.00	B		\$ 55,200	N	N	0	N/A	
HTH 212	LC	2/1/2020	N/A	58678	Accountant I	N	SR16	13	TEMP	1.00	B		\$ 41,856	N	N	0	N/A	
HTH 212	LC	11/21/2022	N/A	59055	Dietitian III	N	SR20	13	TEMP	0.50	B		\$ 25	N	N	0	N/A	
HTH 212	LC	11/21/2022	N/A	59056	Dietitian III	N	SR20	13	TEMP	0.50	B		\$ 25	N	N	0	N/A	
HTH 212	LC	6/30/2021	N/A	59074	Registered Prof Nurse VI	N	SR24	29	TEMP	1.00	B		\$ 55	N	N	0	N/A	
HTH 212	LC	6/30/2021	N/A	59075	Registered Prof Nurse VI	N	SR24	29	TEMP	1.00	B		\$ 55	N	N	0	N/A	
HTH 212	LC	8/6/2022	3/1/2023	59079	Environ Svcs Wkr II	N	BC02	01	PERM	1.00	B	\$ 45,528	\$ 44,292	Y	N	0	N/A	
HTH 212	LC	7/1/2022	N/A	59386	Registered Prof Nurse V	N	SR23	09	TEMP	1.00	B		\$ 55	N	N	0	N/A	
HTH 212	LC	11/29/2019	3/1/2023	100908	Student Helper II	Y		00	TEMP	0.48	B	\$ 10,344	\$ 10	Y	N	0	N/A	
HTH 212	LC	10/1/2019	3/1/2023	100909	Student Helper II	Y		00	TEMP	0.48	B	\$ 10,344	\$ 10	Y	N	0	N/A	
HTH 212	LC	1/1/2022	3/1/2023	100911	Student Helper II	Y		00	TEMP	0.48	B	\$ 10,344	\$ 10	Y	Y	4	N/A	
HTH 212	LC	10/30/2019	3/1/2023	108944	Per Diem Nurse	N	1	79	TEMP	0.30	B	\$ 26	\$ 50	Y	N	0	N/A	
HTH 212	LC	7/4/2020	N/A	109149	Per Diem CNA	N	I	70	TEMP	0.30	B		\$ 21	N	N	0	N/A	
HTH 212	LC	11/30/2018	N/A	109543	Per Diem CNA	N	I	70	TEMP	1.00	B		\$ 20	N	N	0	N/A	
HTH 212	LC	2/25/2021	7/1/2023	109553	Per Diem Nurse	N	1	79	TEMP	0.30	B	\$ 54	\$ 52	Y	N	0	N/A	
HTH 212	LC	10/13/2020	7/1/2023	109554	Per Diem Nurse	N	1	79	TEMP	0.30	B	\$ 54	\$ 52	Y	N	0	N/A	
HTH 212	LC	7/2/2022	7/1/2023	109638	Per Diem Nurse	N	1	79	TEMP	0.30	B	\$ 54	\$ 52	Y	Y	2	N/A	
HTH 212	LC	6/4/2021	7/1/2023	109639	Per Diem Nurse	N	1	79	TEMP	0.30	B	\$ 54	\$ 52	Y	N	0	N/A	
HTH 212	LC	11/26/2021	7/1/2023	109640	Per Diem Nurse	N	1	79	TEMP	0.30	B	\$ 54	\$ 52	Y	N	0	N/A	
HTH 212	LC	9/24/2022	N/A	109662	Per Diem CNA	N	I	70	TEMP	0.30	B		\$ 21	N	Y	2	N/A	
HTH 212	LC	5/24/2022	3/1/2023	109663	Per Diem CNA	N	I	70	TEMP	0.30	B	\$ 22	\$ 21	Y	N	0	N/A	
HTH 212	LC	3/9/2022	3/1/2023	109664	Per Diem CNA	N	I	70	TEMP	0.30	B	\$ 22	\$ 21	Y	N	0	N/A	
HTH 212	LC	3/9/2022	3/1/2023	109665	Per Diem CNA	N	I	70	TEMP	0.30	B	\$ 22	\$ 21	Y	N	0	N/A	
HTH 212	LC	3/9/2022	3/1/2023	109666	Per Diem CNA	N	I	70	TEMP	0.30	B	\$ 22	\$ 21	Y	N	0	N/A	
HTH 212	LC	3/9/2022	3/1/2023	109667	Per Diem CNA	N	I	70	TEMP	0.30	B	\$ 22	\$ 21	Y	N	0	N/A	
HTH 212	LC	3/9/2022	3/1/2023	109668	Per Diem CNA	N	I	70	TEMP	0.30	B	\$ 22	\$ 21	Y	N	0	N/A	
HTH 212	LC	3/9/2022	3/1/2023	109669	Per Diem CNA	N	I	70	TEMP	0.30	B	\$ 22	\$ 21	Y	N	0	N/A	
HTH 212	LC	8/6/2021	7/1/2023	109751	Per Diem Nurse	N	1	79	TEMP	1.00	B	\$ 54	\$ 52	Y	N	0	N/A	
HTH 212	LC	8/6/2021	7/1/2023	109752	Per Diem Nurse	N	1	79	TEMP	1.00	B	\$ 54	\$ 52	Y	N	0	N/A	
HTH 212	LC	8/6/2021	7/1/2023	109753	Per Diem Nurse	N	1	79	TEMP	1.00	B	\$ 54	\$ 52	Y	N	0	N/A	
HTH 212	LC	8/6/2021	1/1/2023	109754	Per Diem Nurse	N	1	79	TEMP	1.00	B	\$ 54	\$ 52	Y	N	0	N/A	
HTH 212	LC	10/4/2020	7/1/2023	109757	Per Diem LPN	N	II	70	TEMP	0.30	B	\$ 26	\$ 25	Y	N	0	N/A	
HTH 212	LC	9/2/2021	N/A	109794	Health Screener	Y		00	TEMP	1.00	B		\$ 13	N	N	0	N/A	
HTH 212	LC	9/2/2021	N/A	109795	Health Screener	Y		00	TEMP	1.00	B		\$ 13	N	N	0	N/A	
HTH 212	LC	11/9/2022	N/A	109833	Student Helper II	Y		00	TEMP	0.48	B		\$ 12	N	N	0	N/A	
HTH 212	LC	11/9/2022	N/A	109834	Student Helper II	Y		00	TEMP	0.48	B		\$ 12	N	N	0	N/A	
HTH 212	LC	11/9/2022	N/A	109835	Student Helper II	Y		00	TEMP	0.48	B		\$ 12	N	N	0	N/A	
HTH 212	LD	5/21/2022	3/8/2023	20294	Human Resources Officer	N	EM03	35	PERM	1.00	B		\$ 90,000	Y	N			1

Department of Health - Hawaii Health Systems Corporation
 Vacancy Report as of November 30, 2022

Table 11

Prog ID	Sub-Org	Date of Vacancy	Expected Fill Date	Position Number	Position Title	Exempt (Y/N)	SR Level	BU Code	Perm Temp (P/T)	FTE	MOF	Budgeted Amount	Actual Salary Last Paid	Authority to Hire (Y/N)	Occupied by 89 Day Hire (Y/N)	# of 89 Hire Appts	Describe if Filled by other Means	Priority # to Retain
HTH 212	LD	6/12/2021	6/30/2023	20306	Human Resources Clerk V	N	SR13	63	PERM	1.00	B	\$ 40,643	\$ 36,564	N	N		TA	1
HTH 212	LD	7/22/2022	12/5/2022	20314	Patient Access Rep I	N	SR11	03	PERM	1.00	B		\$ 36,564	Y	Y	1		1
HTH 212	LD	6/1/2021	6/30/2023	20327	Institution Food Svcs Mgr IV	N	F308	02	PERM	1.00	B	\$ 73,807	\$ 72,600	N	N			1
HTH 212	LD	11/30/2019	6/30/2023	20328	Dietary Aide	N	BC03	01	TEMP	0.10	B	\$ 46,811	\$ 22	Y	Y	4		1
HTH 212	LD	6/11/2020	6/30/2023	20339	Kitchen Helper	N	BC02	01	PERM	1.00	B	\$ 45,528	\$ 42,900	N	Y	9		1
HTH 212	LD	12/29/2018	6/30/2023	20345	Dietary Aide	N	BC03	01	TEMP	0.10	B	\$ 46,811	\$ 47,232	Y	Y	6		1
HTH 212	LD	11/1/2017	6/30/2023	20353	Dietary Aide	N	BC03	01	PERM	1.00	B	\$ 46,811	\$ 40,020	N	N			1
HTH 212	LD	9/29/2022	6/30/2023	20354	Dietary Aide	N	BC03	01	PERM	1.00	B	\$ 46,811	\$ 45,540	N	N			1
HTH 212	LD	5/1/2018	6/30/2023	20362	Environ Svcs Supervisor I	N	F102	02	PERM	1.00	B			N				1
HTH 212	LD	11/1/2022	1/1/2023	20416	Bldg Maint Worker I	N	BC09	01	PERM	1.00	B	\$ 61,033	\$ 61,584	Y	N			1
HTH 212	LD	6/1/2022	6/30/2023	20432	Occupational Therapist III	N	SR20	13	PERM	1.00	B	\$ 75,140	\$ 88,464	N	N			1
HTH 212	LD	5/20/2021	1/15/2023	20468	Registered Prof Nurse III	N	SR20	09	PERM	0.90	B	\$ 89,671	\$ 100,354	Y	N			1
HTH 212	LD	7/1/2021	6/30/2023	20472	Registered Prof Nurse V	N	SR23	29	PERM	1.00	B		\$ 134,328	N	N		TA	1
HTH 212	LD	5/1/2020	6/30/2023	20474	Registered Prof Nurse IV	N	SR22	09	PERM	1.00	B	\$ 114,849	\$ 122,964	N	N			1
HTH 212	LD	5/9/2022	6/16/2023	20484	Registered Prof Nurse III	N	SR20	09	PERM	0.90	B	\$ 100,850	\$ 97,913	N	Y	5		1
HTH 212	LD	12/5/2021	6/16/2023	20486	Registered Prof Nurse III	N	SR20	09	PERM	0.90	B	\$ 89,671	\$ 97,913	N	N			1
HTH 212	LD	7/12/2022	2/1/2023	20488	Registered Prof Nurse III	N	SR20	09	PERM	0.90	B		\$ 100,850	Y	N			1
HTH 212	LD	10/11/2020	6/30/2023	20497	Registered Prof Nurse III	N	SR20	09	PERM	0.90	B	\$ 44,835	\$ 100,354	Y	Y	5		1
HTH 212	LD	11/28/2022	6/30/2023	20499	Registered Prof Nurse III	N	SR20	09	PERM	0.90	B	\$ 100,850	\$ 89,672	Y	Y	1		1
HTH 212	LD	11/27/2021	6/30/2023	20506	Registered Prof Nurse III	N	SR20	09	PERM	0.90	B	\$ 89,671	\$ 97,913	Y	N			1
HTH 212	LD	11/16/2022	1/1/2023	20509	Registered Prof Nurse IV	N	SR22	09	PERM	1.00	B	\$ 129,817	\$ 123,564	Y	Y	2		1
HTH 212	LD	9/30/2022	6/30/2023	20515	Registered Prof Nurse III	N	SR20	09	PERM	0.90	B	\$ 92,958	\$ 93,280	N	Y	6		1
HTH 212	LD	6/7/2022	6/30/2023	20523	Registered Prof Nurse III	N	SR20	09	PERM	1.00	B	\$ 117,729	\$ 114,300	N	N			1
HTH 212	LD	9/15/2022	6/30/2023	20544	Registered Prof Nurse III	N	SR20	09	PERM	0.80	B	\$ 89,645	\$ 89,645	Y	N			1
HTH 212	LD	8/26/2022	3/30/2023	20587	Licensed Practical Nurse Entry	N	HE06	10	PERM	1.00	B	\$ 41,873	\$ 44,652	Y	Y	2		1
HTH 212	LD	9/19/2022	6/30/2023	20603	Certified Nurse Aide FP	N	HE04	10	PERM	1.00	B	\$ 45,746	\$ 44,652	N	N			1
HTH 212	LD	5/1/2021	6/30/2023	20615	Licensed Practical Nurse FP	N	HE08	10	PERM	1.00	B		\$ 52,152	N	N			1
HTH 212	LD	3/7/2020	6/30/2023	20689	Accountant V	N	SR24	13	PERM	1.00	B	\$ 63,379	\$ 65,556	N	Y	6	TA	1
HTH 212	LD	3/30/2021	6/30/2023	20694	Coder IV	N	SR19	03	PERM	1.00	B	\$ 76,130	\$ 53,616	Y	Y	1	TA	1
HTH 212	LD	12/1/2017	6/30/2023	21489	Patient Access Rep IV	N	SR17	03	PERM	1.00	B	\$ 57,076	\$ 47,868	N	N			1
HTH 212	LD	11/14/2022	6/30/2023	22736	Certified Nurse Aide FP	N	HE04	10	PERM	1.00	B	\$ 45,466	\$ 45,960	N	N			1
HTH 212	LD	11/14/2022	6/30/2023	25290	Registered Prof Nurse III	N	SR20	09	PERM	0.90	B	\$ 92,958	\$ 100,850	N	Y	5		1
HTH 212	LD	9/25/2022	6/30/2023	26441	Patient Access Rep I	N	SR11	03	PERM	1.00	B	\$ 45,101	\$ 18	Y	Y	3		1
HTH 212	LD	2/2/2019	6/30/2023	26530	Occupational Therapist III	N	SR20	13	PERM	1.00	B		\$ 73,824	N	N			1
HTH 212	LD	4/1/2021	#####	26591	Physical Therapist III	N	SR20	13	PERM	1.00	B	\$ 97,594	\$ 53,064	Y	N			1
HTH 212	LD	3/1/2019	6/30/2023	26958	Coder III	N	SR17	03	PERM	1.00	B		\$ 43,764	Y	N			1
HTH 212	LD	4/1/2020	6/30/2023	31185	Patient Access Rep III	N	SR15	03	PERM	1.00	B	\$ 52,783	\$ 50,304	N	N			1
HTH 212	LD	8/23/2021	12/5/2022	31186	Patient Access Rep I	N	SR11	03	PERM	1.00	B	\$ 18,962	\$ 18	Y	Y	2		1
HTH 212	LD	10/16/2022	3/30/2023	33249	Environ Svcs Wkr II	N	BC02	01	PERM	1.00	B	\$ 45,528	\$ 44,292	Y	Y	1		1
HTH 212	LD	8/20/2022	6/30/2023	33266	Laundry Helper I	N	BC02	01	PERM	1.00	B	\$ 2,897	\$ 44,292	N	N			1
HTH 212	LD	11/17/2022	3/31/2023	33920	Certified Nurse Aide FP	N	HE04	10	PERM	1.00	B	\$ 44,009	\$ 44,352	Y	Y	4		1
HTH 212	LD	9/8/2022	6/30/2023	33931	Certified Nurse Aide Entry	N	HE02	10	PERM	1.00	B	\$ 43,652	\$ 40,272	N	Y	6		1
HTH 212	LD	11/1/2021	3/30/2023	33934	Transporter	N	HE02	10	PERM	1.00	B		\$ 44,652	N	N			1
HTH 212	LD	10/18/2022	12/5/2022	34692	Environ Svcs Wkr II	N	BC02	01	PERM	1.00	B	\$ 45,528	\$ 45,936	Y	N			1
HTH 212	LD	10/27/2022	6/30/2023	36120	Pharmacist I	N	SR22	13	PERM	1.00	B	\$ 124,983	\$ 104,904	N	Y	2		1
HTH 212	LD	11/14/2022	3/30/2023	36223	Clerk IV	N	SR10	03	PERM	1.00	B	\$ 36,178	\$ 36,504	N	Y	11		1
HTH 212	LD	10/24/2022	3/30/2023	38487	Clerk IV	N	SR10	03	PERM	0.50	B	\$ 18,089	\$ 17,598	Y	Y	4		1
HTH 212	LD	3/1/2021	6/30/2023	38578	Pharmacy Technician FP	N	HE06	10	PERM	1.00	B		\$ 48,288	N	N			1
HTH 212	LD	6/1/2022	6/30/2023	40510	Clerk Typist III	N	SR10	03	PERM	1.00	B	\$ 49,426	\$ 48,084	N	N			1
HTH 212	LD	6/16/2022	6/30/2023	41195	Registered Prof Nurse III	N	SR20	09	PERM	1.00	B	\$ 112,056	\$ 108,792	N	Y	5		1

Department of Health - Hawaii Health Systems Corporation
Vacancy Report as of November 30, 2022

Table 11

Prog ID	Sub-Org	Date of Vacancy	Expected Fill Date	Position Number	Position Title	Exempt (Y/N)	SR Level	BU Code	Perm Temp (P/T)	FTE	MOF	Budgeted Amount	Actual Salary Last Paid	Authority to Hire (Y/N)	Occupied by 89 Day Hire (Y/N)	# of 89 Hire Appts	Describe if Filled by other Means	Priority # to Retain
HTH 212	LD	10/1/2022	6/30/2023	41855	Health Info Clk I	N	SR08	03	PERM	1.00	B	\$ 34,044	\$ 33,120	N	N			1
HTH 212	LD	11/16/2022	6/30/2023	42033	Secretary II	N	SR14	03	PERM	1.00	B	\$ 42,247	\$ 42,624	N	N			1
HTH 212	LD	5/27/2022	3/30/2023	43151	Clerk IV	N	SR10	03	PERM	1.00	B	\$ 36,178	\$ 35,196	Y	Y	1		1
HTH 212	LD	4/3/2022	6/30/2023	44774	Registered Prof Nurse III	N	SR20	09	PERM	1.00	B	\$ 89,671	\$ 113,918	N	N			1
HTH 212	LD	3/19/2022	3/30/2023	45628	Registered Prof Nurse III	N	SR20	09	PERM	1.00	B	\$ 120,658	\$ 117,144	Y	N			1
HTH 212	LD	4/9/2021	6/30/2023	45638	Registered Prof Nurse V	N	SR23	29	PERM	1.00	B	\$ 123,735	\$ 127,884	N	N			1
HTH 212	LD	10/14/2022	#####	46206	Environ Svcs Wkr II	N	BC02	01	PERM	1.00	B	\$ 45,528	\$ 44,292	Y	N			1
HTH 212	LD	5/1/2022	6/30/2023	46494	Registered Prof Nurse III	N	SR20	09	PERM	1.00	B	\$ 120,658	\$ 117,144	N	N			1
HTH 212	LD	11/29/2021	3/31/2023	46624	Registered Prof Nurse III	N	SR20	09	PERM	0.50	B	\$ 89,671	\$ 58,572	Y	N			1
HTH 212	LD	2/13/2022	6/30/2023	46625	Registered Prof Nurse III	N	SR20	09	PERM	0.90	B	\$ 103,364	\$ 100,354	N	N			1
HTH 212	LD	7/11/2022	3/31/2023	46634	Registered Prof Nurse III	N	SR20	09	PERM	1.00	B	\$ 100,512	\$ 100,850	Y	N			1
HTH 212	LD	10/16/2022	6/30/2023	46638	Registered Prof Nurse III	N	SR20	09	PERM	0.90	B	\$ 108,592	\$ 108,594	N	N			1
HTH 212	LD	11/25/2021	3/30/2023	47245	Clerk IV	N	SR10	03	PERM	1.00	B	\$ 36,178	\$ 35,196	Y	Y	4		1
HTH 212	LD	7/28/2022	6/30/2023	47403	Patient Access Rep I	N	SR11	03	PERM	1.00	B	\$ 45,101	\$ 36,564	Y	Y	1		1
HTH 212	LD	12/1/2021	6/30/2023	47664	Imaging Specialist IV	N	SR22	13	PERM	1.00	B		\$ 61	N	Y	1		1
HTH 212	LD	10/10/2021	6/30/2023	47837	Registered Prof Nurse III	N	SR20	09	PERM	0.90	B	\$ 44,835	\$ 100,354	N	N			1
HTH 212	LD	8/17/2022	6/30/2023	47839	Registered Prof Nurse III	N	SR20	09	PERM	0.90	B	\$ 103,203	\$ 100,850	N	N			1
HTH 212	LD	8/1/2020	6/30/2023	50594	Licensed Practical Nurse FP	N	HE08	10	PERM	0.60	B		\$ 30,960	N	N			1
HTH 212	LD	6/30/2021	6/30/2023	51508	Patient Access Rep III	N	SR15	03	PERM	1.00	B	\$ 52,783	\$ 46,272	N	Y	18		1
HTH 212	LD	10/21/2022	6/30/2023	53443	Social Worker IV	N	SR22	13	PERM	1.00	B	\$ 81,600	\$ 80,000	N	Y	1		1
HTH 212	LD	11/1/2021	6/30/2023	53444	Patient Access Rep V	N	SR19	03	PERM	1.00	B	\$ 61,694	\$ 56,316	N	N			1
HTH 212	LD	12/31/2020	6/30/2023	53518	Patient Access Rep III	N	SR15	03	PERM	1.00	B	\$ 52,783	\$ 46,476	N	N			1
HTH 212	LD	11/17/2022	3/30/2023	53576	Clerk IV	N	SR10	03	PERM	1.00	B	\$ 37,584	\$ 37,920	Y	N			1
HTH 212	LD	7/13/2022	6/16/2023	53577	Clerk IV	N	SR10	03	PERM	1.00	B	\$ 36,178	\$ 35,196	Y	Y	1		1
HTH 212	LD	11/1/2022	2/1/2023	53729	Human Resources Clerk V	N	SR13	63	PERM	0.80	B	\$ 32,515	\$ 32,813	Y	N			1
HTH 212	LD	9/1/2021	6/30/2023	54074	Registered Prof Nurse IV	N	SR22	09	PERM	1.00	B		\$ 122,964	N	N			1
HTH 212	LD	9/16/2022	6/30/2023	54082	Registered Prof Nurse III	N	SR20	09	PERM	0.90	B	\$ 103,540	\$ 100,850	N	N			1
HTH 212	LD	5/20/2022	3/30/2023	54233	Telemetry Technician FP	N	HE08	10	PERM	1.00	B	\$ 53,430	\$ 52,152	Y	N			1
HTH 212	LD	11/21/2022	6/30/2023	54242	Registered Prof Nurse III	N	SR20	09	PERM	0.90	B	\$ 103,540	\$ 100,850	N	N			1
HTH 212	LD	2/27/2022	6/30/2023	54253	Registered Prof Nurse III	N	SR20	09	PERM	0.90	B	\$ 100,512	\$ 94,133	N	N			1
HTH 212	LD	5/21/2022	6/30/2023	54255	Registered Prof Nurse III	N	SR20	09	PERM	0.90	B	\$ 92,958	\$ 87,059	N	Y	4		1
HTH 212	LD	9/25/2022	2/1/2023	54256	Registered Prof Nurse III	N	SR20	09	PERM	0.90	B		\$ 100,850	Y	Y	3		1
HTH 212	LD	2/14/2022	6/30/2023	54258	Registered Prof Nurse III	N	SR20	09	PERM	0.90	B	\$ 89,671	\$ 87,059	Y	Y	2		1
HTH 212	LD	7/31/2022	6/30/2023	54277	Registered Prof Nurse III	N	SR20	09	PERM	1.00	B	\$ 123,662	\$ 123,660	N	N			1
HTH 212	LD	5/16/2022	1/1/2023	54333	Secretary II	N	SR14	03	PERM	1.00	B	\$ 54,113	\$ 52,044	Y	N			1
HTH 212	LD	4/3/2022	6/30/2023	54342	Registered Prof Nurse III	N	SR20	09	PERM	0.90	B		\$ 87,059	Y	Y	1		1
HTH 212	LD	7/1/2017	6/30/2023	54395	Imaging Technologist	N	SR16	03	PERM	1.00	B	\$ 45,737	\$ 34,260	Y	N			1
HTH 212	LD	5/1/2022	6/30/2023	54407	Imaging Specialist IV	N	SR22	13	PERM	1.00	B	\$ 91,604	\$ 89,808	N	N			1
HTH 212	LD	1/16/2022	6/30/2023	54437	Registered Prof Nurse III	N	SR20	09	PERM	0.90	B	\$ 100,850	\$ 97,913	N	N			1
HTH 212	LD	9/1/2022	6/30/2023	54582	Registered Prof Nurse III	N	SR20	09	PERM	1.00	B	\$ 126,752	\$ 126,756	N	N			1
HTH 212	LD	1/1/2020	#####	54626	Nurse Aide Entry	N	HE02	10	TEMP	0.10	B	\$ 4,250	\$ 19	Y	Y	10		1
HTH 212	LD	11/24/2022	1/23/2023	54627	Nurse Aide Entry	N	HE02	10	PERM	1.00	B	\$ 44,009	\$ 42,924	Y	Y	1		1
HTH 212	LD	8/1/2019	6/30/2023	54661	Central Supply Technician II	N	SR14	04	PERM	1.00	B	\$ 53,126	\$ 52,296	N	N		TA	1
HTH 212	LD	8/31/2019	6/30/2023	54675	Sterile Processing Supvr II	N	SR17	04	PERM	1.00	B	\$ 81,600	\$ 52,296	N	N		TA	1
HTH 212	LD	10/29/2022	#####	54891	Clinic Receptionist II	N	SR12	03	PERM	1.00	B	\$ 39,064	\$ 39,420	Y	Y	5		1
HTH 212	LD	11/1/2022	3/30/2023	54960	Stores Clerk II	N	SR08	03	PERM	1.00	B	\$ 40,853	\$ 39,348	Y	Y	5		1
HTH 212	LD	8/6/2014	6/30/2023	54992	Physical Therapist III	N	SR20	13	PERM	0.80	B		\$ 51,300	N	N			1
HTH 212	LD	6/16/2020	6/30/2023	55010	Licensed Practical Nurse FP	N	HE08	10	PERM	1.00	B		\$ 50,592	N	N			1
HTH 212	LD	10/6/2022	2/1/2023	55121	Registered Prof Nurse III	N	SR20	09	PERM	0.90	B	\$ 100,850	\$ 100,850	Y	N			1
HTH 212	LD	1/16/2022	6/30/2023	55241	Patient Access Rep V	N	SR19	03	PERM	1.00	B	\$ 61,694	\$ 50,016	N	N			1

Department of Health - Hawaii Health Systems Corporation
 Vacancy Report as of November 30, 2022

Table 11

Prog ID	Sub-Org	Date of Vacancy	Expected Fill Date	Position Number	Position Title	Exempt (Y/N)	SR Level	BU Code	Perm Temp (P/T)	FTE	MOF	Budgeted Amount	Actual Salary Last Paid	Authority to Hire (Y/N)	Occupied by 89 Day Hire (Y/N)	# of 89 Hire Appts	Describe if Filled by other Means	Priority # to Retain
HTH 212	LD	3/31/2016	6/30/2023	55281	Speech Pathologist III	N	SR20	13	PERM	1.00	B		\$ 45,348	Y	Y	1		1
HTH 212	LD	8/16/2021	3/31/2023	55435	Registered Prof Nurse IV	N	SR22	09	PERM	1.00	B	\$ 109,819	\$ 129,192	Y	N		TA	1
HTH 212	LD	2/3/2020	6/30/2023	55592	Pre Audit Clerk I	N	SR11	03	PERM	1.00	B		\$ 34,020	Y	Y	5		1
HTH 212	LD	7/26/2022	6/30/2023	55729	Speech Pathologist III	N	SR20	13	PERM	1.00	B	\$ 90,780	\$ 90,512	Y	Y	3		1
HTH 212	LD	9/16/2021	6/30/2023	55738	Pre Audit Clerk I	N	SR11	03	PERM	1.00	B	\$ 32,926	\$ 36,564	Y	Y	5		1
HTH 212	LD	10/16/2022	6/30/2023	55758	Materials Mgt Spclt V	N	SR24	13	PERM	1.00	B	\$ 90,233	\$ 90,228	N	N			1
HTH 212	LD	11/6/2021	3/30/2023	55766	Nurse Aide Entry	N	HE02	10	TEMP	0.10	B	\$ 34,002	\$ 19	Y	Y	3		1
HTH 212	LD	10/7/2022	3/30/2023	55976	Patient Access Rep I	N	SR11	03	PERM	1.00	B	\$ 34,132	\$ 46,224	Y	Y	1		1
HTH 212	LD	3/30/2022	6/30/2023	55978	Patient Access Rep III	N	SR15	03	PERM	1.00	B	\$ 59,311	\$ 48,084	N	N			1
HTH 212	LD	5/1/2021	6/30/2023	56206	Senior Contracts Manager	N	EM05	35	PERM	1.00	B		\$ 143,952	N	N			1
HTH 212	LD	5/3/2022	3/30/2023	56211	Registered Prof Nurse III	N	SR20	09	PERM	0.90	B	\$ 100,850	\$ 97,913	Y	Y	5		1
HTH 212	LD	12/29/2021	6/30/2023	56305	Registered Prof Nurse VI	N	SR24	29	PERM	0.50	B	\$ 73,758	\$ 71,610	N	N			1
HTH 212	LD	7/16/2022	6/30/2023	56503	Registered Prof Nurse III	N	SR20	09	PERM	0.60	B	\$ 103,364	\$ 103,367	N	N			1
HTH 212	LD	8/8/2022	3/30/2023	56515	Patient Access Rep I	N	SR11	03	PERM	1.00	B		\$ 36,564	Y	N			1
HTH 212	LD	6/1/2015	6/30/2023	56647	Physical Therapist III	N	SR20	13	TEMP	0.30	B		\$ 21	Y	Y	3		1
HTH 212	LD	6/16/2022	6/30/2023	56650	Human Resources Specialist IV	N	SR22	73	PERM	1.00	B	\$ 56,867	\$ 55,200	N	N			1
HTH 212	LD	9/10/2022	2/1/2023	56651	Patient Access Rep I	N	SR11	03	PERM	1.00	B	\$ 18,962	\$ 44,868	Y	Y	1		1
HTH 212	LD	10/24/2022	#####	56658	Registered Prof Nurse III	N	SR20	09	PERM	1.00	B	\$ 119,060	\$ 114,852	Y	Y	4		1
HTH 212	LD	10/4/2022	3/30/2023	56760	Clerk IV	N	SR10	03	PERM	1.00	B	\$ 36,178	\$ 35,196	Y	Y	3		1
HTH 212	LD	7/19/2022	6/30/2023	57081	Social Svc Asst V	N	SR13	03	PERM	1.00	B	\$ 53,496	\$ 39,540	N	Y	1		1
HTH 212	LD	6/20/2022	1/23/2023	57089	Certified Nurse Aide FP	N	HE04	10	PERM	1.00	B	\$ 44,009	\$ 41,700	Y	Y	1		1
HTH 212	LD	10/11/2022	1/3/2023	57151	Nurse Aide NP	N	HE04	10	PERM	1.00	B	\$ 44,135	\$ 44,352	Y	Y	1		1
HTH 212	LD	4/18/2022	6/30/2023	57167	Registered Prof Nurse III	N	SR20	09	PERM	0.90	B	\$ 68,909	\$ 66,902	Y	N			1
HTH 212	LD	2/1/2022	6/30/2023	57249	Social Worker IV	N	SR22	13	PERM	1.00	B	\$ 81,600	\$ 62,136	N	N			1
HTH 212	LD	7/16/2022	1/15/2023	57256	Registered Prof Nurse III	N	SR20	09	PERM	1.00	B	\$ 134,577	\$ 129,816	Y	N			1
HTH 212	LD	7/16/2022	6/30/2023	57258	Registered Prof Nurse IV	N	SR22	09	PERM	1.00	B		\$ 129,192	N	N			1
HTH 212	LD	5/21/2022	6/30/2023	57260	Registered Prof Nurse III	N	SR20	09	PERM	0.90	B	\$ 100,850	\$ 97,913	N	N			1
HTH 212	LD	11/1/2019	3/30/2023	57308	Registered Prof Nurse V	N	SR23	29	PERM	1.00	B	\$ 114,231	\$ 111,516	Y	N		TA	1
HTH 212	LD	7/18/2022	3/30/2023	57364	Clerk IV	N	SR10	03	PERM	1.00	B	\$ 36,178	\$ 35,196	Y	Y	2		1
HTH 212	LD	11/19/2022	6/30/2023	57367	Registered Prof Nurse III	N	SR20	09	PERM	0.90	B	\$ 100,850	\$ 100,850	N	N			1
HTH 212	LD	3/5/2018	3/30/2023	57435	Nurse Aide Entry	N	HE02	10	TEMP	0.10	B		\$ 20	Y	Y	1		1
HTH 212	LD	12/1/2021	6/30/2023	57438	Respiratory Therapist III	N	SR20	13	PERM	0.90	B	\$ 83,640	\$ 72,000	Y	Y	2		1
HTH 212	LD	10/1/2022	6/30/2023	57486	Health Info Clk I	N	SR08	03	PERM	1.00	B	\$ 34,044	\$ 33,120	N	N			1
HTH 212	LD	11/1/2022	3/30/2023	57493	Clerk IV	N	SR10	03	PERM	1.00	B	\$ 39,064	\$ 39,420	Y	N			1
HTH 212	LD	1/16/2022	6/30/2023	57527	Registered Prof Nurse III	N	SR20	09	PERM	0.90	B	\$ 96,957	\$ 94,133	N	N			1
HTH 212	LD	6/19/2020	6/30/2023	57628	Clinic Receptionist II	N	SR12	03	PERM	1.00	B		\$ 17	N	Y	1		1
HTH 212	LD	11/10/2021	6/30/2023	57634	Nurse Aide Entry	N	HE02	10	TEMP	0.10	B	\$ 42,502	\$ 40,272	N	Y	3		1
HTH 212	LD	2/1/2022	6/30/2023	57639	Facilities Opts Mgr	N	SR26	23	PERM	1.00	B		\$ 99,468	N	N			1
HTH 212	LD	7/22/2019	6/30/2023	57748	Registered Prof Nurse III	N	SR20	09	TEMP	0.10	B		\$ 45	N	Y	1		1
HTH 212	LD	9/12/2022	3/30/2023	57782	Registered Prof Nurse III	N	SR20	09	PERM	0.90	B	\$ 56,557	\$ 100,850	Y	N			1
HTH 212	LD	11/29/2022	6/30/2023	57783	Registered Prof Nurse III	N	SR20	09	PERM	0.90	B	\$ 105,087	\$ 103,367	N	N			1
HTH 212	LD	11/14/2022	6/30/2023	57794	Registered Prof Nurse III	N	SR20	09	PERM	0.90	B	\$ 92,958	\$ 100,850	N	Y	6		1
HTH 212	LD	11/1/2022	6/30/2023	57904	Laundry Worker I	N	BC03	01	PERM	1.00	B	\$ 46,811	\$ 47,232	N	N			1
HTH 212	LD	12/30/2019	6/30/2023	58008	Nurse Aide Entry	N	HE02	10	TEMP	0.10	B	\$ 21,251	\$ 19	N	Y	2		1
HTH 212	LD	6/16/2022	3/30/2023	58012	Registered Prof Nurse IV	N	SR22	09	PERM	1.00	B	\$ 109,819	\$ 109,824	Y	Y	1		1
HTH 212	LD	4/1/2022	6/30/2023	58015	Registered Prof Nurse VIII	N	SR26	29	PERM	1.00	B		\$ 158,808	N	N			1
HTH 212	LD	11/24/2014	6/30/2023	58089	Hosp Haz Mtrls Spclt IV	N	SR22	13	TEMP	0.10	B		\$ -	N	N			1
HTH 212	LD	7/5/2022	6/30/2023	58098	Imaging Multi Spclt	N	SR23	13	PERM	1.00	B	\$ 94,350	\$ 86,992	N	N			1
HTH 212	LD	10/14/2022	1/31/2023	58104	Bldg & Grds Utility Worker	N	BC05	01	TEMP	1.00	B	\$ 50,634	\$ 24	Y	Y	5		1
HTH 212	LD	7/6/2022	6/30/2023	58221	Clerk IV	N	SR10	03	PERM	1.00	B	\$ 53,496	\$ 46,272	N	Y	1		1

Department of Health - Hawaii Health Systems Corporation
 Vacancy Report as of November 30, 2022

Table 11

Prog ID	Sub-Org	Date of Vacancy	Expected Fill Date	Position Number	Position Title	Exempt (Y/N)	SR Level	BU Code	Perm Temp (P/T)	FTE	MOF	Budgeted Amount	Actual Salary Last Paid	Authority to Hire (Y/N)	Occupied by 89 Day Hire (Y/N)	# of 89 Hire Appts	Describe if Filled by other Means	Priority # to Retain
HTH 212	LD	10/31/2020	6/30/2023	58223	Registered Prof Nurse IV	N	SR22	09	PERM	1.00	B		\$ 119,964	N	Y	16		1
HTH 212	LD	5/16/2019	6/30/2023	58281	Trauma Registrar Tech I	N	SR10	03	PERM	1.00	B		\$ 32,664	N	Y	1		1
HTH 212	LD	8/13/2021	6/30/2023	58282	Registered Prof Nurse III	N	SR20	09	PERM	1.00	B	\$ 99,634	\$ 108,792	Y	Y	11		1
HTH 212	LD	2/16/2022	#####	58331	Imaging Specialist IV	N	SR22	13	PERM	1.00	B	\$ 98,055	\$ 96,132	Y	N			1
HTH 212	LD	9/17/2018	1/1/2023	58335	Electrician Supervisor II	N	F210	02	PERM	1.00	B		\$ 65,448	Y	N			1
HTH 212	LD	6/1/2022	6/30/2023	58350	Chargemaster Coord II	N	SR18	13	PERM	1.00	B	\$ 61,552	\$ 55,200	N	N			1
HTH 212	LD	11/13/2022	6/30/2023	58354	Registered Prof Nurse III	N	SR20	09	PERM	0.90	B		\$ 89,672	N	Y	1		1
HTH 212	LD	11/6/2019	6/30/2023	58382	Health Info Clk I	N	SR08	03	TEMP	1.00	B	\$ 25,764	\$ 23	N	Y	2		1
HTH 212	LD	9/16/2022	6/30/2023	58387	Imaging Multi Spclt	N	SR23	13	PERM	1.00	B	\$ 97,410	\$ 97,204	Y	Y	4		1
HTH 212	LD	6/28/2022	2/1/2023	58393	Kitchen Helper	N	BC02	01	TEMP	0.10	B	\$ 22,764	\$ 44,292	Y	Y	5		1
HTH 212	LD	5/17/2022	6/30/2023	58395	Kitchen Helper	N	BC02	01	TEMP	0.10	B	\$ 22,764	\$ 44,292	Y	Y	2		1
HTH 212	LD	7/16/2022	6/30/2023	58403	Secretary I	N	SR12	03	PERM	1.00	B	\$ 42,247	\$ 41,100	N	N			1
HTH 212	LD	9/21/2021	6/30/2023	58526	Human Resources Clerk IV	N	SR11	63	TEMP	1.00	B	\$ 20,505	\$ 36,564	N	Y	1		1
HTH 212	LD	8/15/2022	3/8/2023	58608	Info Technology Spclt III	N	SR20	13	PERM	1.00	B	\$ 68,544	\$ 68,544	Y	N			1
HTH 212	LD	10/23/2022	6/30/2023	58616	Patient Access Rep I	N	SR11	03	TEMP	0.10	B	\$ 3,792	\$ 22	N	Y	1		1
HTH 212	LD	11/1/2021	6/30/2023	58617	Clerk IV	N	SR10	03	TEMP	1.00	B			N				1
HTH 212	LD	6/16/2020	6/30/2023	58619	Management Analyst III	N	SR20	13	PERM	1.00	B		\$ 52,008	N	N			1
HTH 212	LD	6/16/2021	3/31/2023	58629	Registered Prof Nurse III	N	SR20	09	PERM	0.90	B	\$ 89,671	\$ 97,913	Y	N			1
HTH 212	LD	6/13/2020	6/30/2023	58706	Dietitian III	N	SR20	13	PERM	1.00	B		\$ 48,948	N	Y	3		1
HTH 212	LD	2/7/2019	6/30/2023	58716	Social Worker II	N	SR18	13	PERM	0.90	B		\$ 49,248	N	Y	5		1
HTH 212	LD	2/2/2019	6/30/2023	58717	Social Worker III	N	SR20	13	PERM	0.60	B		\$ 30,319	N	Y	2		1
HTH 212	LD	3/15/2018	6/30/2023	58720	Nurse Aide FP	N	HE04	10	TEMP	0.10	B	\$ 44,009	\$ 41,700	N	Y	1		1
HTH 212	LD	11/14/2017	6/30/2023	58722	Procurement & Supply Spclt III	N	SR20	13	PERM	1.00	B			N				1
HTH 212	LD	9/7/2022	6/30/2023	58761	Graduate Nurse I	N	SR16	79	TEMP	0.90	B		\$ 35	N	N	1	NRP/CCTP Program	1
HTH 212	LD	5/1/2022	6/30/2023	58769	Graduate Nurse I	N	SR16	79	TEMP	0.90	B		\$ 73,213	N	Y	2	NRP/CCTP Program	1
HTH 212	LD	6/20/2022	6/30/2023	58772	Graduate Nurse I	N	SR16	79	TEMP	0.90	B		\$ 73,213	N	Y	2	NRP/CCTP Program	1
HTH 212	LD	9/2/2022	6/30/2023	58774	Graduate Nurse I	N	SR16	79	TEMP	0.90	B		\$ 35	N	Y	1	NRP/CCTP Program	1
HTH 212	LD	10/1/2021	6/30/2023	58822	Clerk IV	N	SR10	03	PERM	1.00	B		\$ 35,196	N	Y	3		1
HTH 212	LD	11/1/2021	6/30/2023	58857	Revenue Cycle Analyst III	N	SR20	13	PERM	1.00	B	\$ 21,685	\$ 51,024	N	Y	8		1
HTH 212	LD	3/1/2022	6/30/2023	58878	Imaging Clinical Navigator	N	SR22	13	PERM	1.00	B	\$ 28,616	\$ 72,684	Y	N			1
HTH 212	LD	12/31/2021	12/1/2022	58910	Sterile Processing Tech Lead	N	HE08	10	PERM	1.00	B	\$ 50,962	\$ 52,152	Y	N			1
HTH 212	LD	9/30/2021	6/30/2023	58924	Plumber I	N	BC10	01	PERM	1.00	B	\$ 63,352	\$ 75,456	Y	Y	3		1
HTH 212	LD	3/28/2021	6/30/2023	58958	Registered Prof Nurse III	N	SR20	09	TEMP	0.10	B		\$ 47	Y	Y	6		1
HTH 212	LD	4/18/2022	6/30/2023	58966	Registered Prof Nurse III	N	SR20	09	PERM	0.90	B	\$ 100,850	\$ 97,913	N	N			1
HTH 212	LD	9/1/2022	6/30/2023	58969	Registered Prof Nurse III	N	SR20	09	PERM	0.90	B	\$ 104,548	\$ 103,367	N	N			1
HTH 212	LD	10/10/2022	3/31/2023	58973	Registered Prof Nurse III	N	SR20	09	PERM	0.90	B	\$ 100,850	\$ 100,850	Y	N			1
HTH 212	LD	7/1/2021	6/30/2023	58980	Electrician I	N	BC10	01	PERM	1.00	B		\$ 71,928	N	Y	6		1
HTH 212	LD	11/11/2020	6/30/2023	58983	Respiratory Therapy Asst Entry	N	HE06	10	PERM	1.00	B		\$ 45,948	N	Y	3		1
HTH 212	LD	1/14/2022	6/30/2023	58984	Dietitian II	N	SR18	13	PERM	0.80	B	\$ 47,119	\$ 46,195	Y	Y	3		1
HTH 212	LD	11/7/2019	6/30/2023	58992	Patient Fin Svcs Mgr I	N	SR24	13	PERM	1.00	B	\$ 63,379		N			TA	1
HTH 212	LD	8/16/2021	6/30/2023	58993	Licensed Practical Nurse Entry	N	HE06	10	PERM	0.60	B		\$ 27,864	N	Y	6		1
HTH 212	LD	6/12/2021	6/30/2023	58997	Licensed Practical Nurse FP	N	HE08	10	PERM	1.00	B	\$ 42,914	\$ 50,196	N	Y	5	TA	1
HTH 212	LD	3/18/2020	6/30/2023	59004	Patient Financial Counselor	N	SR15	03	PERM	1.00	B	\$ 22,192		N				1
HTH 212	LD	10/15/2022	6/30/2023	59087	Environ Svcs Wkr II	N	BC02	01	TEMP	1.00	B		\$ 21	N	Y	3		1
HTH 212	LD	11/15/2022	6/30/2023	59097	Certified Nurse Aide Entry	N	HE02	10	TEMP	1.00	B	\$ 43,652	\$ 41,700	N	Y	5		1
HTH 212	LD	11/2/2022	12/1/2022	59109	Outpatient Clinical Asst FP	N	HE06	10	PERM	1.00	B	\$ 50,962	\$ 49,704	Y	N			1
HTH 212	LD	3/25/2020	6/30/2023	59125	Environ Svcs Wkr II	N	BC02	01	TEMP	1.00	B		\$ 21	N	Y	7		1
HTH 212	LD	11/10/2022	6/30/2023	59129	Pharmacist I	N	SR22	13	TEMP	0.10	B	\$ 10,588	\$ 50	N	Y	11		1
HTH 212	LD	11/29/2020	6/30/2023	59137	Registered Prof Nurse IV	N	SR22	09	TEMP	0.10	B	\$ 113,845	\$ 51	N	Y	5		1
HTH 212	LD	12/1/2021	6/30/2023	59138	Imaging Specialist IV	N	SR22	13	PERM	1.00	B	\$ 89,107	\$ 69,876	Y	Y	5		1

Department of Health - Hawaii Health Systems Corporation
 Vacancy Report as of November 30, 2022

Table 11

Prog ID	Sub-Org	Date of Vacancy	Expected Fill Date	Position Number	Position Title	Exempt (Y/N)	SR Level	BU Code	Perm Temp (P/T)	FTE	MOF	Budgeted Amount	Actual Salary Last Paid	Authority to Hire (Y/N)	Occupied by 89 Day Hire (Y/N)	# of 89 Hire Appts	Describe if Filled by other Means	Priority # to Retain
HTH 212	LD	8/15/2022	#####	59140	Clinic Receptionist II	N	SR12	03	PERM	1.00	B	\$ 38,206	\$ 36,564	Y	N			1
HTH 212	LD	4/25/2022	6/30/2023	59150	Clinic Receptionist III	N	SR13	03	PERM	1.00	B	\$ 40,643	\$ 39,540	Y	N			1
HTH 212	LD	10/20/2022	3/30/2023	59182	Nurse Aide Entry	N	HE02	10	TEMP	0.10	B	\$ 4,250	\$ 19	Y	Y	3		1
HTH 212	LD	12/31/2021	3/30/2023	59186	Nurse Aide FP	N	HE04	10	TEMP	0.10	B	\$ 4,250	\$ 20	Y	Y	3		1
HTH 212	LD	10/29/2022	#####	59187	Nurse Aide Entry	N	HE02	10	TEMP	0.10	B		\$ 21	Y	Y	7		1
HTH 212	LD	3/12/2022	6/30/2023	59191	Nurse Aide FP	N	HE04	10	TEMP	0.10	B	\$ 21,251	\$ 20	N	Y	1		1
HTH 212	LD	12/16/2020	12/1/2022	59197	Imaging Specialist V	N	SR24	13	PERM	1.00	B		\$ 94,500	Y	Y	1		1
HTH 212	LD	7/22/2022	6/30/2023	59234	Respiratory Therapist III	N	SR20	13	PERM	0.90	B	\$ 73,440	\$ 73,361	N	y	5		1
HTH 212	LD	7/16/2022	6/30/2023	59245	Respiratory Therapist III	N	SR20	13	PERM	0.90	B	\$ 73,440	\$ 73,361	N	Y	5		1
HTH 212	LD	3/29/2021	6/30/2023	59359	Graduate Nurse II	N	SR17	79	TEMP	0.90	B			N			NRP/CCTP Program	1
HTH 212	LD	8/17/2022	6/30/2023	59362	Carpenter I	N	BC09	01	TEMP	1.00	B	\$ 61,033	\$ 59,376	Y	Y	2		1
HTH 212	LD	7/8/2022	12/5/2022	59363	Carpenter Helper	N	BC05	01	TEMP	1.00	B	\$ 50,634	\$ 49,260	Y	Y	4		1
HTH 212	LD	10/8/2022	#####	59365	Carpenter Helper	N	BC05	01	TEMP	1.00	B	\$ 50,634	\$ 49,260	Y	Y	1		1
HTH 212	LD	4/28/2022	6/30/2023	59367	Respiratory Therapist III	N	SR20	13	PERM	0.90	B	\$ 73,440	\$ 72,000	N	Y	3		1
HTH 212	LD	10/3/2022	6/30/2023	59427	Clinic Receptionist I	N	SR11	03	PERM	1.00	B	\$ 37,584	\$ 36,564	Y	Y	4		1
HTH 212	LD	2/11/2022	12/5/2022	59480	Clinic Receptionist I	N	SR11	03	PERM	1.00	B	\$ 37,584	\$ 36,564	Y	y	2		1
HTH 212	LD	7/27/2021	6/30/2023	59496	Nurse Aide FP	N	HE04	10	PERM	1.00	B	\$ 44,009		N				1
HTH 212	LD	7/27/2021	6/30/2023	59497	Nurse Aide FP	N	HE04	10	PERM	1.00	B	\$ 44,009		N				1
HTH 212	LD	8/17/2021	6/30/2023	59511	Graduate Nurse I	N	SR16	79	TEMP	0.90	B			N			NRP/CCTP Program	1
HTH 212	LD	9/24/2022	3/30/2023	59516	Surgical Technician Entry	N	HE06	10	PERM	1.00	B	\$ 47,125	\$ 48,288	Y	Y	3		1
HTH 212	LD	3/19/2022	3/30/2023	59517	Operating Room Aide Entry	N	HE02	10	PERM	1.00	B	\$ 42,502	\$ 40,272	Y	Y	1		1
HTH 212	LD	8/26/2021	6/30/2023	59518	Registered Prof Nurse IV	N	SR22	09	PERM	1.00	B	\$ 109,819		N				1
HTH 212	LD	4/15/2022	3/30/2023	59526	Clerk IV	N	SR10	03	TEMP	0.10	B	\$ 2,738	\$ 17	Y	Y	1		1
HTH 212	LD	10/11/2021	6/30/2023	59530	Clerk IV	N	SR10	03	TEMP	1.00	B			N				1
HTH 212	LD	10/7/2022	12/1/2022	59533	Imaging Specialist II	N	SR18	13	PERM	1.00	B		\$ 66,000	Y	Y	1		1
HTH 212	LD	7/28/2022	3/30/2023	59539	Cook I	N	BC05	01	TEMP	0.10	B	\$ 25,317	\$ 24	Y	Y	2		1
HTH 212	LD	10/26/2022	6/30/2023	59542	Clinic Receptionist I	N	SR11	03	TEMP	1.00	B		\$ 18	N	Y	3		1
HTH 212	LD	8/17/2022	6/30/2023	59550	Carpenter I	N	BC09	01	TEMP	1.00	B	\$ 61,033	\$ 59,376	N	Y	2		1
HTH 212	LD	11/18/2022	6/30/2023	59608	Certified Nurse Aide Entry	N	HE02	10	PERM	1.00	B		\$ 42,924	N	Y	2		1
HTH 212	LD	3/10/2022	6/30/2023	59611	Nurse Aide Entry	N	HE02	10	PERM	1.00	B		\$ 42,924	Y	Y	1		1
HTH 212	LD	3/10/2022	6/30/2023	59613	Surgical Technician FP	N	HE08	10	PERM	1.00	B	\$ 47,125		N				1
HTH 212	LD	3/10/2022	12/5/2022	59618	Registered Prof Nurse III	N	SR20	09	PERM	0.90	B	\$ 89,671		Y				1
HTH 212	LD	3/10/2022	6/30/2023	59619	Registered Prof Nurse III	N	SR20	09	PERM	0.90	B	\$ 89,671		Y				1
HTH 212	LD	10/19/2022	6/30/2023	59621	Registered Prof Nurse III	N	SR20	09	PERM	0.90	B	\$ 89,671		Y				1
HTH 212	LD	10/19/2022	6/30/2023	59622	Registered Prof Nurse III	N	SR20	09	PERM	0.90	B	\$ 89,671		Y				1
HTH 212	LD	10/19/2022	6/30/2023	59623	Registered Prof Nurse III	N	SR20	09	PERM	0.90	B	\$ 89,671		Y				1
HTH 212	LD	10/19/2022	6/30/2023	59624	Registered Prof Nurse III	N	SR20	09	PERM	0.90	B	\$ 89,671		Y				1
HTH 212	LD	10/19/2022	6/30/2023	59625	Registered Prof Nurse III	N	SR20	09	PERM	0.90	B			Y				1
HTH 212	LD	10/19/2022	6/30/2023	59626	Registered Prof Nurse III	N	SR20	09	PERM	0.90	B		\$ 89,672	Y	Y	2		1
HTH 212	LD	5/1/2022	6/30/2023	59684	Registered Prof Nurse III	N	SR20	09	PERM	0.90	B	\$ 89,671	\$ 87,059	N	Y	2		1
HTH 212	LD	4/8/2022	1/31/2023	59690	Imaging Specialist IV	N	SR22	13	PERM	1.00	B			Y				1
HTH 212	LD	3/30/2022	6/30/2023	59696	Respiratory Therapist III	N	SR20	13	PERM	0.90	B			Y				1
HTH 212	LD	3/30/2022	6/30/2023	59697	Respiratory Therapist III	N	SR20	13	PERM	0.90	B			Y				1
HTH 212	LD	3/30/2022	6/30/2023	59698	Respiratory Therapist III	N	SR20	13	PERM	0.90	B			N				1
HTH 212	LD	3/30/2022	6/30/2023	59699	Respiratory Therapist III	N	SR20	13	PERM	0.90	B			Y				1
HTH 212	LD	5/5/2022	#####	59702	Utility Worker	N	BC03	01	TEMP	1.00	B	\$ 22,970	\$ 45,540	Y	Y	1		1
HTH 212	LD	5/5/2022	3/30/2023	59703	Utility Worker	N	BC03	01	TEMP	1.00	B	\$ 22,970	\$ 45,540	Y	Y	1		1
HTH 212	LD	5/19/2022	6/30/2023	59716	Graduate Nurse II	N	SR17	79	TEMP	0.90	B			N			NRP/CCTP Program	1
HTH 212	LD	5/19/2022	6/30/2023	59722	Graduate Nurse II	N	SR17	79	TEMP	0.90	B			N			NRP/CCTP Program	1
HTH 212	LD	5/19/2022	6/30/2023	59723	Graduate Nurse II	N	SR17	79	TEMP	0.90	B			N			NRP/CCTP Program	1

Department of Health - Hawaii Health Systems Corporation
 Vacancy Report as of November 30, 2022

Table 11

Prog ID	Sub-Org	Date of Vacancy	Expected Fill Date	Position Number	Position Title	Exempt (Y/N)	SR Level	BU Code	Perm Temp (P/T)	FTE	MOF	Budgeted Amount	Actual Salary Last Paid	Authority to Hire (Y/N)	Occupied by 89 Day Hire (Y/N)	# of 89 Hire Appts	Describe if Filled by other Means	Priority # to Retain
HTH 212	LD	5/19/2022	6/30/2023	59724	Graduate Nurse II	N	SR17	79	TEMP	0.90	B			N			NRP/CCTP Program	1
HTH 212	LD	5/19/2022	6/30/2023	59725	Graduate Nurse II	N	SR17	79	TEMP	0.90	B			N			NRP/CCTP Program	1
HTH 212	LD	5/19/2022	6/30/2023	59726	Graduate Nurse II	N	SR17	79	TEMP	0.90	B			N			NRP/CCTP Program	1
HTH 212	LD	5/19/2022	6/30/2023	59727	Graduate Nurse II	N	SR17	79	TEMP	0.90	B			N			NRP/CCTP Program	1
HTH 212	LD	6/16/2022	6/30/2023	59729	Contracts Manager I	N	SR24	13	PERM	1.00	B			N				1
HTH 212	LD	8/31/2022	6/30/2023	59763	Clerk IV	N	SR10	03	TEMP	0.10	B		\$ 17	N	Y	1		1
HTH 212	LD	6/20/2022	12/1/2022	59765	Clinic Receptionist II	N	SR12	03	PERM	1.00	B	\$ 35,897	\$ 39,420	Y	Y	1		1
HTH 212	LD	7/1/2022	6/30/2023	59770	Clinic Receptionist II	N	SR12	03	PERM	1.00	B	\$ 39,064		Y				1
HTH 212	LD	6/20/2022	6/30/2023	59780	Registered Prof Nurse IV	N	SR22	09	PERM	0.50	B			N				1
HTH 212	LD	7/19/2022	1/3/2023	59781	Registered Prof Nurse III	N	SR20	09	PERM	0.90	B			Y				1
HTH 212	LD	7/19/2022	1/3/2023	59782	Registered Prof Nurse III	N	SR20	09	PERM	0.90	B			Y				1
HTH 212	LD	7/19/2022	1/3/2023	59783	Medical Asst FP	N	HE07	10	PERM	1.00	B	\$ 44,783		Y				1
HTH 212	LD	7/19/2022	3/30/2023	59784	Medical Asst FP	N	HE07	10	PERM	1.00	B	\$ 48,653		Y				1
HTH 212	LD	9/17/2022	3/30/2023	59786	Nurse Aide Entry	N	HE02	10	PERM	1.00	B			Y				1
HTH 212	LD	9/17/2022	#####	59787	Nurse Aide Entry	N	HE02	10	PERM	0.90	B		\$ 42,924	Y	Y	1		1
HTH 212	LD	10/4/2022	3/30/2023	59789	Nurse Aide Entry	N	HE02	10	PERM	1.00	B		\$ 42,924	Y	Y	1		1
HTH 212	LD	9/27/2022	6/30/2023	59790	Respiratory Therapist III	N	SR20	13	PERM	1.00	B		\$ 81,512	Y	Y	1		1
HTH 212	LD	8/18/2022	#####	59795	Medical Asst FP	N	HE07	10	PERM	1.00	B	\$ 44,783		Y				1
HTH 212	LD	8/18/2022	12/1/2022	59796	Imaging Specialist II	N	SR18	13	PERM	1.00	B	\$ 67,320		Y				1
HTH 212	LD	8/18/2022	3/30/2023	59797	Administrative Svcs Offr I	N	EM01	35	PERM	1.00	B	\$ 72,453		Y				1
HTH 212	LD	9/12/2022	6/30/2023	59798	Registered Prof Nurse III	N	SR20	09	PERM	0.75	B			Y				1
HTH 212	LD	8/9/2022	6/30/2023	59805	Institution Food Svcs Mgr I	N	WS08	01	PERM	1.00	B			Y				1
HTH 212	LD	8/18/2022	3/31/2023	59808	Imaging Specialist IV	N	SR22	13	PERM	1.00	B	\$ 84,408		Y				1
HTH 212	LD	8/18/2022	#####	59809	Pharmacist I	N	SR22	13	PERM	1.00	B			Y				1
HTH 212	LD	8/31/2022	3/30/2023	59815	Outpatient Clinical Asst FP	N	HE06	10	PERM	1.00	B			Y				1
HTH 212	LD	8/22/2022	3/30/2023	59816	Registered Prof Nurse III	N	SR20	09	TEMP	0.10	B			Y				1
HTH 212	LD	8/30/2022	6/30/2023	59820	Registered Prof Nurse V	N	SR23	29	PERM	1.00	B			N			TA	1
HTH 212	LD	9/20/2022	3/30/2023	59825	Licensed Practical Nurse FP	N	HE08	10	PERM	1.00	B	\$ 53,285		Y				1
HTH 212	LD	9/20/2022	6/30/2023	59826	Dir Of Imaging (Region)	N	EM05	35	PERM	1.00	B			Y				1
HTH 212	LD	9/12/2022	12/9/2022	59829	Kitchen Helper	N	BC02	01	TEMP	1.00	B	\$ 45,528		Y				1
HTH 212	LD	9/20/2022	6/30/2023	59880	Registered Prof Nurse III	N	SR20	09	PERM	0.90	B	\$ 89,671		Y				1
HTH 212	LD	9/20/2022	6/30/2023	59881	Registered Prof Nurse III	N	SR20	09	PERM	0.90	B	\$ 29,890		Y				1
HTH 212	LD	9/20/2022	6/30/2023	59882	Registered Prof Nurse III	N	SR20	09	PERM	0.90	B			Y				1
HTH 212	LD	9/20/2022	6/30/2023	59890	Clerk IV	N	SR10	03	TEMP	1.00	B			Y				1
HTH 212	LD	11/2/2022	3/30/2023	59891	Certified Nurse Aide FP	N	HE04	10	PERM	1.00	B	\$ 24,325		Y				1
HTH 212	LD	11/2/2022	3/30/2023	59892	Certified Nurse Aide FP	N	HE04	10	PERM	1.00	B	\$ 24,325		Y				1
HTH 212	LD	11/2/2022	3/30/2023	59893	Certified Nurse Aide FP	N	HE04	10	PERM	1.00	B	\$ 24,325		Y				1
HTH 212	LD	11/11/2022	6/30/2023	59894	Certified Nurse Aide FP	N	HE04	10	PERM	1.00	B	\$ 24,325		N				1
HTH 212	LD	11/11/2022	6/30/2023	59895	Certified Nurse Aide FP	N	HE04	10	PERM	1.00	B	\$ 19,460		N				1
HTH 212	LD	11/3/2022	3/30/2023	59896	Certified Nurse Aide FP	N	HE04	10	PERM	1.00	B	\$ 17,375		Y				1
HTH 212	LD	11/3/2022	3/30/2023	59897	Certified Nurse Aide FP	N	HE04	10	PERM	1.00	B	\$ 17,375		Y				1
HTH 212	LD	11/3/2022	3/30/2023	59898	Certified Nurse Aide FP	N	HE04	10	PERM	1.00	B	\$ 17,375		Y				1
HTH 212	LD	11/3/2022	3/30/2023	59899	Licensed Practical Nurse FP	N	HE08	10	PERM	1.00	B	\$ 40,240		Y				1
HTH 212	LD	11/3/2022	3/30/2023	59900	Licensed Practical Nurse FP	N	HE08	10	PERM	1.00	B	\$ 24,144		Y				1
HTH 212	LD	2/23/2022	6/30/2023	59901	Registered Prof Nurse III	N	SR20	09	PERM	0.60	B		\$ 70,286	N	N			1
HTH 212	LD	11/23/2022	3/8/2023	59902	Human Resources Officer	N	EM03	35	PERM	1.00	B	\$ 95,833		Y				1
HTH 212	LD	11/21/2022	3/30/2023	59906	Nurse Aide FP	N	HE04	10	PERM	1.00	B			Y				1
HTH 212	LD	11/21/2022	3/30/2023	59907	Nurse Aide FP	N	HE04	10	PERM	1.00	B			Y				1
HTH 212	LD	11/21/2022	3/30/2023	59908	Nurse Aide FP	N	HE04	10	PERM	1.00	B			Y				1
HTH 212	LD	12/1/2020	6/30/2023	101622	Medical Director	Y		00	PERM	1.00	B		\$ 113,300	N	N			1

Department of Health - Hawaii Health Systems Corporation
Vacancy Report as of November 30, 2022

Table 11

Prog ID	Sub-Org	Date of Vacancy	Expected Fill Date	Position Number	Position Title	Exempt (Y/N)	SR Level	BU Code	Perm Temp (P/T)	FTE	MOF	Budgeted Amount	Actual Salary Last Paid	Authority to Hire (Y/N)	Occupied by 89 Day Hire (Y/N)	# of 89 Hire Appts	Describe if Filled by other Means	Priority # to Retain
HTH 212	LD	8/21/2015	6/30/2023	101977	Student Helper I	Y		00	TEMP	0.48	B		\$ 8	N	N			1
HTH 212	LD	6/1/2013	6/30/2023	108551	Student Helper I	Y		00	TEMP	0.48	B		\$ 7	N	Y			1
HTH 212	LD	3/2/2013	6/30/2023	108552	Student Helper I	Y		00	TEMP	0.48	B		\$ 7	N	Y			1
HTH 212	LD	1/6/2018	6/30/2023	108605	Student Helper I	Y		00	TEMP	0.48	B		\$ 9	N	Y	4		1
HTH 212	LD	6/18/2022	6/30/2023	108925	Director of Nursing-LTC	Y		00	PERM	1.00	B	\$ 127,000	\$ 125,000	N	N		TA	1
HTH 212	LD	8/14/2021	6/30/2023	109129	Staff Physician	Y		00	PERM	1.00	B		\$ 215	N	Y	5		1
HTH 212	LD	6/28/2022	6/30/2023	109158	Staff Physician	Y		00	TEMP	0.10	B		\$ 167	N	Y	1		1
HTH 212	LD	8/2/2022	6/30/2023	109184	Staff Surgeon	Y		00	TEMP	0.10	B		\$ 155	N	Y	7		1
HTH 212	LD	9/2/2022	6/30/2023	109313	Staff Physician	Y		00	TEMP	0.10	B	\$ 37,700	\$ 67	N	Y	8		1
HTH 212	LD	10/1/2021	6/30/2023	109457	Reg Dir Fin Proj & Proc Impv	Y		00	PERM	1.00	B	\$ 137,000	\$ 150,000	Y	N			1
HTH 212	LD	8/6/2022	6/30/2023	109535	Staff Physician	Y		00	TEMP	0.10	B	\$ 37,700	\$ 181	N	Y	10		1
HTH 212	LD	3/3/2022	6/30/2023	109575	Staff Surgeon	Y		00	TEMP	0.10	B	\$ 4,333	\$ 125	N	Y	12		1
HTH 212	LD	3/1/2022	6/30/2023	109583	Reg Dir Of Facilities	Y		00	PERM	1.00	B	\$ 76,667	\$ 97,850	Y	N			1
HTH 212	LD	9/16/2022	6/30/2023	109695	Administrative Asst	Y		00	PERM	1.00	B	\$ 81,000	\$ 65,000	N	N			1
HTH 212	LD	11/1/2019	6/30/2023	109702	Staff Surgeon	Y		00	PERM	0.10	B		\$ 120,000	N	N			1
HTH 212	LD	1/2/2022	6/30/2023	109721	Staff Surgeon	Y		00	PERM	1.00	B		\$ 120	N	Y	4		1
HTH 212	LD	8/24/2022	12/5/2022	109790	Hosp Executive Chef	Y		00	PERM	1.00	B	\$ 97,200	\$ 90,000	Y	N			1
HTH 212	LD	6/10/2021	6/30/2023	109791	Robotics Svcs Coord	Y		00	TEMP	1.00	B	\$ 42,777		N			TA	1
HTH 212	LD	5/19/2022	6/30/2023	109818	Staff Surgeon	Y		00	TEMP	0.10	B	\$ 55,120		N				1
HTH 212	LD	5/19/2022	6/30/2023	109819	Staff Surgeon	Y		00	TEMP	0.10	B			N				1
HTH 212	LE	11/1/2021	12/1/2022	20201	Imaging Specialist III	N	SR20	13	PERM	0.50	B		\$ 33,156	Y	N			1
HTH 212	LE	8/13/2021	6/30/2023	20214	Certified Nurse Aide FP	N	HE04	10	PERM	1.00	B	\$ 44,009	\$ 41,700	N	Y	3		1
HTH 212	LE	9/2/2022	6/30/2023	20215	Licensed Practical Nurse FP	N	HE08	10	PERM	1.00	B	\$ 47,125	\$ 44,652	N	Y	7		1
HTH 212	LE	1/30/2021	6/30/2023	27315	Registered Prof Nurse IV	N	SR22	29	PERM	1.00	B		\$ 130,968	N	N			1
HTH 212	LE	11/3/2022	6/30/2023	49436	Certified Nurse Aide FP	N	HE04	10	PERM	1.00	B	\$ 45,466	\$ 58,440	N	N			1
HTH 212	LE	4/1/2022	6/30/2023	49441	Certified Nurse Aide FP	N	HE04	10	PERM	1.00	B	\$ 45,746	\$ 44,652	N	N			1
HTH 212	LE	4/27/2020	6/30/2023	49449	Certified Nurse Aide Entry	N	HE02	10	PERM	1.00	B	\$ 42,502	\$ 40,452	N	Y	5		1
HTH 212	LE	8/27/2022	3/30/2023	49458	Certified Nurse Aide FP	N	HE04	10	PERM	1.00	B	\$ 45,466	\$ 43,080	Y	Y	8		1
HTH 212	LE	6/1/2020	6/30/2023	53530	Licensed Practical Nurse FP	N	HE08	10	TEMP	0.10	B		\$ 46,836	N	Y	2		1
HTH 212	LE	7/16/2021	6/30/2023	54221	Registered Prof Nurse III	N	SR20	09	PERM	0.80	B	\$ 79,707	\$ 87,034	N	N			1
HTH 212	LE	9/23/2022	6/30/2023	54487	Certified Nurse Aide FP	N	HE04	10	PERM	1.00	B	\$ 45,746	\$ 44,652	N	N			1
HTH 212	LE	6/21/2013	6/30/2023	56036	Imaging Specialist II	N	SR18	13	TEMP	0.20	B		\$ 28	Y	Y	17		1
HTH 212	LE	7/18/2021	6/30/2023	56641	Registered Prof Nurse III	N	SR20	09	PERM	0.75	B		\$ 100,354	Y	N			1
HTH 212	LE	5/24/2022	6/30/2023	56841	Certified Nurse Aide Entry	N	HE02	10	PERM	1.00	B	\$ 42,502	\$ 40,272	N	Y	5		1
HTH 212	LE	10/25/2014	6/30/2023	57299	Speech Pathologist III	N	SR20	13	PERM	0.50	B		\$ 64,920	N	N			1
HTH 212	LE	3/3/2021	6/30/2023	57473	Registered Prof Nurse III	N	SR20	09	PERM	0.90	B	\$ 89,671	\$ 47	N	Y	4		1
HTH 212	LE	11/12/2022	3/30/2023	57676	Dietary Aide	N	BC03	01	TEMP	0.50	B	\$ 23,405	\$ 23,616	Y	Y	3		1
HTH 212	LE	7/1/2019	6/30/2023	57890	Restorative Nurse Aide FP	N	HE04	10	TEMP	0.10	B		\$ 19	N	Y	3		1
HTH 212	LE	7/1/2019	6/30/2023	57891	Certified Nurse Aide Entry	N	HE02	10	TEMP	0.10	B	\$ 4,250	\$ 19	Y	Y	2		1
HTH 212	LE	8/16/2022	6/30/2023	58210	Certified Nurse Aide FP	N	HE04	10	PERM	1.00	B	\$ 44,009	\$ 41,700	N	Y	3		1
HTH 212	LE	4/16/2021	6/30/2023	58212	Certified Nurse Aide FP	N	HE04	10	PERM	1.00	B		\$ 44,652	N	N	3		1
HTH 212	LE	9/22/2022	#####	58300	Kitchen Helper	N	BC02	01	TEMP	1.00	B	\$ 45,528	\$ 44,292	Y	Y	5		1
HTH 212	LE	5/1/2021	6/30/2023	58342	General Laborer I	N	BC02	01	PERM	1.00	B		\$ 44,292	N	N			1
HTH 212	LE	5/16/2018	6/30/2023	58625	Registered Prof Nurse IV	N	SR22	09	TEMP	1.00	B	\$ 109,819	\$ 100,068	N		3		1
HTH 212	LE	8/16/2022	3/30/2023	58626	Social Svc Asst IV	N	SR11	03	PERM	1.00	B	\$ 37,584	\$ 36,564	Y	Y	5		1
HTH 212	LE	6/28/2019	6/30/2023	58755	Registered Prof Nurse III	N	SR20	09	TEMP	0.10	B	\$ 9,963	\$ 47	Y	Y	6		1
HTH 212	LE	9/11/2022	6/30/2023	58961	Registered Prof Nurse III	N	SR20	09	PERM	0.90	B		\$ 89,672	N	Y	1		1
HTH 212	LE	6/8/2022	6/30/2023	59105	Nurse Aide FP	N	HE04	10	TEMP	1.00	B		\$ 20	N	Y	1		1
HTH 212	LE	7/30/2021	6/30/2023	59106	Nurse Aide Entry	N	HE02	10	TEMP	1.00	B		\$ 40,272	N	Y	3		1
HTH 212	LE	6/8/2022	6/30/2023	59108	Nurse Aide Entry	N	HE02	10	TEMP	1.00	B		\$ 40,272	N	Y	2		1

Department of Health - Hawaii Health Systems Corporation
 Vacancy Report as of November 30, 2022

Table 11

Prog ID	Sub-Org	Date of Vacancy	Expected Fill Date	Position Number	Position Title	Exempt (Y/N)	SR Level	BU Code	Perm Temp (P/T)	FTE	MOF	Budgeted Amount	Actual Salary Last Paid	Authority to Hire (Y/N)	Occupied by 89 Day Hire (Y/N)	# of 89 Hire Appts	Describe if Filled by other Means	Priority # to Retain
HTH 212	LE	10/7/2022	6/30/2023	59130	Utility Worker	N	BC03	01	TEMP	1.00	B	\$ 46,811	\$ 45,540	N	Y	5		1
HTH 212	LE	3/25/2020	6/30/2023	59132	Utility Worker	N	BC03	01	TEMP	1.00	B	\$ 46,811		N				1
HTH 212	LE	7/22/2020	6/30/2023	59149	Licensed Practical Nurse FP	N	HE08	10	TEMP	0.10	B			Y				1
HTH 212	LE	1/3/2022	6/30/2023	59153	Registered Prof Nurse III	N	SR20	09	PERM	0.90	B	\$ 89,671	\$ 87,059	Y	Y	2		1
HTH 212	LE	12/2/2021	6/30/2023	59198	Nurse Aide Entry	N	HE02	10	TEMP	1.00	B		\$ 40,272	N	Y	1		1
HTH 212	LE	7/7/2021	6/30/2023	59199	Certified Nurse Aide FP	N	HE04	10	TEMP	0.10	B	\$ 4,401	\$ 20	N	Y	2		1
HTH 212	LE	11/3/2021	6/30/2023	59407	Registered Prof Nurse III	N	SR20	09	PERM	1.00	B		\$ 108,792	N	Y	2		1
HTH 212	LE	12/26/2021	6/30/2023	59411	Certified Nurse Aide FP	N	HE04	10	TEMP	0.10	B		\$ 20	N	Y	2		1
HTH 212	LE	9/11/2022	6/30/2023	59413	Certified Nurse Aide FP	N	HE04	10	TEMP	0.10	B	\$ 4,414	\$ 20	N	Y	5		1
HTH 212	LE	1/24/2022	6/30/2023	59414	Certified Nurse Aide FP	N	HE04	10	TEMP	0.10	B	\$ 4,414	\$ 20	N	Y	2		1
HTH 212	LE	7/27/2022	1/31/2023	59418	Kitchen Helper	N	BC02	01	TEMP	0.10	B	\$ 4,564	\$ 30	Y	Y	4		1
HTH 212	LE	5/5/2022	6/30/2023	59419	Kitchen Helper	N	BC02	01	TEMP	0.10	B	\$ 4,564	\$ 21	Y	Y	1		1
HTH 212	LE	8/26/2022	6/30/2023	59420	Kitchen Helper	N	BC02	01	TEMP	0.10	B	\$ 4,564	\$ 21	Y	Y	1		1
HTH 212	LE	11/22/2021	6/30/2023	59421	Kitchen Helper	N	BC02	01	TEMP	0.10	B	\$ 4,553	\$ 21	Y	Y	2		1
HTH 212	LE	7/19/2022	6/30/2023	59792	Imaging Technologist	N	SR16	03	TEMP	0.10	B	\$ 10,154		Y				1
HTH 212	LE	4/30/2022	6/30/2023	109632	Director Of Nursing-CAH	Y		00	PERM	1.00	B	\$ 140,400	\$ 130,000	Y	N			1
HTH 212	LH	10/11/2021	6/30/2023	20657	Licensed Practical Nurse FP	N	HE08	10	PERM	0.90	B		\$ 46,937	N	Y	15		1
HTH 212	LH	11/16/2022	#####	22980	Patient Account Rep II	N	SR13	03	PERM	1.00	B	\$ 40,643	\$ 41,016	Y	N			1
HTH 212	LH	6/16/2022	6/30/2023	22999	Licensed Practical Nurse FP	N	HE08	10	PERM	0.90	B	\$ 48,087	\$ 46,937	Y	N			1
HTH 212	LH	8/16/2021	3/30/2023	31161	Clinic Receptionist II	N	SR12	03	PERM	1.00	B	\$ 39,064	\$ 38,004	Y	Y	1		1
HTH 212	LH	9/10/2022	12/1/2022	33106	Medical Asst FP	N	HE07	10	PERM	1.00	B	\$ 49,012	\$ 46,440	N	Y	6		1
HTH 212	LH	3/18/2019	6/30/2023	38500	Clinic Receptionist I	N	SR11	03	PERM	0.50	B	\$ 18,792	\$ 3,534	Y	Y	2		1
HTH 212	LH	1/27/2022	3/30/2023	42031	Clinic Receptionist II	N	SR12	03	PERM	1.00	B	\$ 39,064	\$ 38,004	Y	Y	1		1
HTH 212	LH	9/1/2022	3/30/2023	47246	Clinic Receptionist II	N	SR12	03	PERM	1.00	B	\$ 39,064	\$ 38,004	Y	N			1
HTH 212	LH	2/25/2022	6/30/2023	54591	EEG Tech FP	N	HE08	10	TEMP	0.30	B	\$ 25,481	\$ 14,486	N	Y	2		1
HTH 212	LH	2/12/2020	6/30/2023	54703	Licensed Practical Nurse FP	N	HE08	10	PERM	0.90	B		\$ 50,592	Y	N			1
HTH 212	LH	12/31/2021	6/30/2023	54974	Outpatient Clinical Asst FP	N	HE06	10	PERM	1.00	B	\$ 49,012	\$ 48,288	N	N			1
HTH 212	LH	1/1/2021	1/1/2023	55192	Certified Nurse Aide FP	N	HE04	10	PERM	1.00	B		\$ 42,624	Y	Y	4		1
HTH 212	LH	11/19/2022	1/3/2023	55290	Medical Asst Entry	N	HE05	10	PERM	1.00	B	\$ 45,466	\$ 45,960	N	Y	5		1
HTH 212	LH	4/19/2022	3/1/2023	55478	Registered Prof Nurse III	N	SR20	09	PERM	0.90	B	\$ 89,671	\$ 87,059	Y	Y	1		1
HTH 212	LH	4/16/2021	12/1/2022	55820	Imaging Multi Spclt	N	SR23	13	PERM	1.00	B		\$ 97,192	Y	N			1
HTH 212	LH	10/22/2022	3/30/2023	56742	Clinic Receptionist I	N	SR11	03	PERM	1.00	B	\$ 39,064	\$ 38,004	Y	Y	3		1
HTH 212	LH	8/2/2022	12/1/2022	57351	Patient Access Rep II	N	SR13	03	PERM	1.00	B	\$ 40,643	\$ 39,540	Y	N			1
HTH 212	LH	6/10/2022	3/30/2023	57370	Clinic Receptionist II	N	SR12	03	PERM	1.00	B	\$ 39,064	\$ 38,004	Y	Y	5		1
HTH 212	LH	9/19/2022	3/30/2023	57431	Clinic Receptionist I	N	SR11	03	PERM	1.00	B	\$ 37,584	\$ 36,564	Y	Y	4		1
HTH 212	LH	10/8/2022	#####	57432	Licensed Practical Nurse III	N	HE10	10	PERM	1.00	B	\$ 62,810	\$ 61,308	Y	N			1
HTH 212	LH	10/8/2022	3/30/2023	57433	Licensed Practical Nurse FP	N	HE08	10	PERM	1.00	B	\$ 62,810	\$ 61,308	Y	N			1
HTH 212	LH	12/10/2019	6/30/2023	57615	Registered Prof Nurse III	N	SR20	09	TEMP	0.10	B		\$ 106,140	N	Y	6		1
HTH 212	LH	9/1/2022	12/5/2022	57790	Clinic Receptionist II	N	SR12	03	PERM	1.00	B	\$ 39,064	\$ 38,004	Y	Y	2		1
HTH 212	LH	7/8/2022	3/30/2023	58218	Licensed Practical Nurse FP	N	HE08	10	PERM	1.00	B	\$ 50,962	\$ 48,288	Y	Y	1		1
HTH 212	LH	7/6/2020	6/30/2023	58351	Registered Prof Nurse III	N	SR20	09	TEMP	0.30	B		\$ 47	N	Y	1		1
HTH 212	LH	4/22/2020	3/30/2023	58712	Licensed Practical Nurse FP	N	HE08	10	TEMP	0.10	B	\$ 59,752	\$ 23	Y	Y	1		1
HTH 212	LH	4/29/2019	3/30/2023	58916	Utility Worker	N	BC03	01	TEMP	0.50	B			Y				1
HTH 212	LH	8/19/2022	3/30/2023	58960	Clinic Receptionist I	N	SR11	03	PERM	1.00	B	\$ 39,064	\$ 44,292	Y	Y	4		1
HTH 212	LH	10/15/2022	6/30/2023	59080	Medical Asst FP	N	HE07	10	PERM	1.00	B	\$ 51,426	\$ 51,672	Y	N			1
HTH 212	LH	7/9/2022	12/5/2022	59095	Medical Asst FP	N	HE07	10	PERM	1.00	B	\$ 51,426	\$ 50,196	Y	Y	3		1
HTH 212	LH	11/1/2022	3/30/2023	59143	Clinic Receptionist II	N	SR12	03	PERM	1.00	B	\$ 39,064	\$ 39,420	Y	N			1
HTH 212	LH	3/16/2021	6/30/2023	59146	Administrative Svcs Offr I	N	EM01	35	PERM	1.00	B		\$ 81,744	N	Y	3		1
HTH 212	LH	10/17/2022	3/30/2023	59247	Clinic Receptionist II	N	SR12	03	PERM	1.00	B	\$ 39,064	\$ 38,004	Y	Y	2		1
HTH 212	LH	8/1/2022	#####	59248	Clinic Receptionist II	N	SR12	03	PERM	1.00	B	\$ 39,064	\$ 38,004	Y	Y	6		1

Department of Health - Hawaii Health Systems Corporation
 Vacancy Report as of November 30, 2022

Table 11

Prog ID	Sub-Org	Date of Vacancy	Expected Fill Date	Position Number	Position Title	Exempt (Y/N)	SR Level	BU Code	Perm Temp (P/T)	FTE	MOF	Budgeted Amount	Actual Salary Last Paid	Authority to Hire (Y/N)	Occupied by 89 Day Hire (Y/N)	# of 89 Hire Appts	Describe if Filled by other Means	Priority # to Retain
HTH 212	LH	6/1/2022	6/30/2023	59426	Clinic Receptionist I	N	SR11	03	PERM	1.00	B	\$ 37,584	\$ 36,564	N	Y	3		1
HTH 212	LH	10/12/2022	6/30/2023	59492	Registered Prof Nurse III	N	SR20	09	TEMP	0.10	B	\$ 9,963	\$ 48	N	Y	4		1
HTH 212	LH	7/27/2021	3/30/2023	59500	Licensed Practical Nurse FP	N	HE08	10	TEMP	0.30	B	\$ 6,462		Y				1
HTH 212	LH	1/6/2022	3/30/2023	59520	Clinic Receptionist I	N	SR11	03	TEMP	1.00	B	\$ 37,584	\$ 18	Y	Y	2		1
HTH 212	LH	12/20/2021	6/30/2023	59629	Institution Facilities Supt II	N	SR24	04	TEMP	1.00	B			N				1
HTH 212	LH	9/21/2022	1/30/2023	59757	Clinic Receptionist II	N	SR12	03	PERM	1.00	B	\$ 35,897	\$ 38,004	Y	Y	1		1
HTH 212	LH	7/1/2022	2/1/2023	59771	Clinic Receptionist I	N	SR11	03	PERM	1.00	B	\$ 35,897		Y				1
HTH 212	LH	10/1/2022	3/30/2023	59778	Clinic Receptionist I	N	SR11	03	PERM	1.00	B	\$ 35,897	\$ 37,920	Y	Y	1		1
HTH 212	LH	8/18/2022	3/30/2023	59811	Clinic Manager	N	SR20	13	PERM	1.00	B			N				1
HTH 212	LH	8/18/2022	3/30/2023	59812	Social Svc Asst V	N	SR13	03	PERM	1.00	B			Y				1
HTH 212	LH	8/18/2022	3/30/2023	59813	Social Svc Asst V	N	SR13	03	PERM	1.00	B			Y				1
HTH 212	LH	8/30/2022	3/30/2023	59819	Licensed Practical Nurse FP	N	HE08	10	PERM	1.00	B	\$ 46,565		Y				1
HTH 212	LH	11/21/2022	#####	59827	Clinic Receptionist II	N	SR12	03	PERM	1.00	B	\$ 39,064		Y				1
HTH 212	LH	9/1/2021	6/30/2023	102800	Hospital Administrator	Y		00	PERM	1.00	B		\$ 157,324	N	N			1
HTH 212	LH	10/6/2022	6/30/2023	109182	Staff Physician	Y		00	TEMP	1.00	B		\$ 100	N	Y	3		1
HTH 212	LH	9/27/2022	6/30/2023	109448	Staff Physician	Y		00	TEMP	0.10	B		\$ 63	N	Y	1		1
HTH 212	LH	7/31/2022	6/30/2023	109521	Staff Physician	Y		00	TEMP	0.10	B		\$ 105	N	Y	13		1
HTH 212	LH	2/1/2022	6/30/2023	109536	Physician (Extender)	Y		00	TEMP	0.10	B		\$ 61	N	Y	11		1
HTH 212	LH	7/16/2022	6/30/2023	109711	Staff Physician	Y		00	TEMP	0.10	B		\$ 210	N	Y	3		1
HTH 212	LH	12/1/2019	6/30/2023	109719	Staff Physician	Y		00	PERM	1.00	B		\$ 475,000	N	N			1
HTH 212	LH	7/16/2022	6/30/2023	109736	Physician (Extender)	Y		00	PERM	1.00	B	\$ 13,520	\$ 65	N	Y	3		1
HTH 212	LH	9/19/2022	6/30/2023	109738	Staff Physician	Y		00	TEMP	0.10	B		\$ 110	N	Y	3		1
HTH 212	LH	9/19/2022	6/30/2023	109739	Physician (Extender)	Y		00	PERM	1.00	B			N				1
HTH 212	LH	5/19/2022	6/30/2023	109817	Staff Physician	Y		00	TEMP	0.10	B			N				1
HTH 212	LH	5/19/2022	6/30/2023	109820	Staff Physician	Y		00	TEMP	0.10	B			N				1
HTH 212	LH	9/27/2022	6/30/2023	109821	Staff Physician	Y		00	TEMP	0.10	B		\$ 63	N	Y	1		1
HTH 212	LH	9/27/2022	6/30/2023	109825	Staff Physician	Y		00	TEMP	0.10	B			N				1
HTH 212	LH	11/14/2022	#####	109836	Clinic Operations Dir	Y		00	PERM	1.00	B			Y				1
HTH 212	LF	8/23/2021	6/30/2023	20175	Certified Nurse Aide FP	N	HE04	10	PERM	0.50		\$ 22,176		Y	N	n/a	n/a	1
HTH 212	LF	12/31/2021	6/30/2023	20178	Laundry Worker I	N	BC03	01	PERM	1.00		\$ 47,232		Y	N	n/a	n/a	1
HTH 212	LF	4/24/2022	1/9/2023	20179	Institution Food Svcs Mgr II	N	F108	02	PERM	1.00		\$ 65,088		Y	N	n/a	n/a	1
HTH 212	LF	11/16/2022	6/30/2023	41275	Certified Nurse Aide FP	N	HE04	10	PERM	1.00		\$ 44,352		Y	N	n/a	n/a	2
HTH 212	LF	5/2/2020	n/a	54269	Activities Coordinator FP	N	HE10	10	PERM	1.00				N	N	n/a	n/a	0
HTH 212	LF	8/23/2021	6/30/2023	54360	Certified Nurse Aide FP	N	HE04	10	PERM	1.00		\$ 44,352		Y	N	n/a	n/a	1
HTH 212	LF	6/7/2021	6/30/2023	56584	Registered Prof Nurse III	N	SR20	09	PERM	1.00		\$ 99,636		Y	N	n/a	n/a	1
HTH 212	LF	10/1/2021	6/30/2023	56949	Registered Prof Nurse III	N	SR20	09	PERM	1.00		\$ 99,636		Y	N	n/a	n/a	1
HTH 212	LF	8/5/2022		58071	Imaging Specialist II	N	SR18	13	TEMP	0.30								
HTH 212	LF	5/27/2021	6/30/2023	58158	Imaging Specialist II	N	SR18	13	PERM	1.00		\$ 48,144		Y	N	n/a	n/a	1
HTH 212	LF	9/25/2015	6/30/2023	58171	Licensed Practical Nurse FP	N	HE08	10	PERM	0.60		\$ 31,003		Y	N	n/a	n/a	2
HTH 212	LF	4/29/2017	6/30/2023	58172	Physical Therapist Asst FP	N	HE10	10	PERM	0.50		\$ 30,300		Y	N	n/a	n/a	1
HTH 212	LF	5/16/2016	6/30/2023	58246	Licensed Practical Nurse FP	N	HE08	10	PERM	1.00		\$ 51,672		Y	N	n/a	n/a	1
HTH 212	LF	5/26/2017	6/30/2023	58247	Certified Nurse Aide Entry	N	HE02	10	PERM	1.00		\$ 42,924		Y	N	n/a	n/a	1
HTH 212	LF	10/21/2016		58417	Occupational Therapist III	N	SR20	13	TEMP	0.50								
HTH 212	LF	10/21/2016	6/30/2023	58419	Physical Therapist III	N	SR20	13	PERM	1.00		\$ 52,044		Y	Y	1	n/a	1
HTH 212	LF	11/7/2022	6/30/2023	58785	Registered Prof Nurse III	N	SR20	09	PERM	1.00		\$ 99,636		Y	N	n/a	n/a	1
HTH 212	LF	7/16/2018	6/30/2023	58786	Registered Prof Nurse III	N	SR20	09	PERM	1.00		\$ 99,636		Y	N	n/a	n/a	1
HTH 212	LF	3/1/2021		58802	Kitchen Helper	N	BC02	01	TEMP	0.60								
HTH 212	LF	8/8/2021	6/30/2023	58900	Registered Prof Nurse III	N	SR20	09	PERM	0.50		\$ 49,818		Y	N	n/a	n/a	1
HTH 212	LF	8/16/2021	6/30/2023	59018	Registered Prof Nurse III	N	SR20	09	PERM	1.00		\$ 99,636		Y	N	n/a	n/a	1
HTH 212	LF	4/16/2022	6/30/2023	59022	Environ Svcs Wkr II	N	BC02	01	PERM	1.00		\$ 45,936		Y	N	n/a	n/a	1

Department of Health - Hawaii Health Systems Corporation
 Vacancy Report as of November 30, 2022

Table 11

Prog ID	Sub-Org	Date of Vacancy	Expected Fill Date	Position Number	Position Title	Exempt (Y/N)	SR Level	BU Code	Perm Temp (P/T)	FTE	MOF	Budgeted Amount	Actual Salary Last Paid	Authority to Hire (Y/N)	Occupied by 89 Day Hire (Y/N)	# of 89 Hire Appts	Describe if Filled by other Means	Priority # to Retain
HTH 212	LF	4/15/2020	6/30/2023	59023	Environ Svcs Wkr II	N	BC02	01	PERM	1.00		\$ 45,936		Y	N	n/a	n/a	1
HTH 212	LF	4/15/2020		59024	Environ Svcs Wkr II	N	BC02	01	TEMP	1.00								
HTH 212	LF	5/4/2020		59026	Kitchen Helper	N	BC02	01	TEMP	1.00								
HTH 212	LF	12/9/2020	6/30/2023	59285	Imaging Specialist III	N	SR20	13	PERM	1.00		\$ 52,044		Y	N	n/a	Staffing Agency	1
HTH 212	LF	7/1/2021	6/30/2023	59333	Licensed Practical Nurse FP	N	HE08	10	PERM	1.00		\$ 51,672		Y	N	n/a	n/a	1
HTH 212	LF	8/1/2021	6/30/2023	59338	Certified Nurse Aide FP	N	HE04	10	PERM	1.00		\$ 44,352		Y	N	n/a	n/a	1
HTH 212	LF	9/16/2022	6/30/2023	59455	Certified Nurse Aide FP	N	HE04	10	PERM	0.50		\$ 22,176		Y	N	n/a	n/a	1
HTH 212	LF	8/1/2021	6/30/2023	59456	Certified Nurse Aide FP	N	HE04	10	PERM	0.50		\$ 22,176		Y	N	n/a	n/a	2
HTH 212	LF	8/1/2021		59462	Registered Prof Nurse III	N	SR20	09	TEMP	0.90								
HTH 212	LF	9/1/2021		59465	Laundry Worker I	N	BC03	01	TEMP	1.00								
HTH 212	LF	2/8/2022	6/30/2023	59571	Registered Prof Nurse III	N	SR20	09	PERM	1.00		\$ 99,636		Y	N	n/a	n/a	1
HTH 212	LF	3/1/2022		59576	Speech Pathologist III	N	SR20	13	TEMP	0.30								
HTH 212	LF	3/20/2022	6/30/2023	59657	Utility Worker	N	BC03	01	PERM	1.00		\$ 47,232		Y	N	n/a	n/a	1
HTH 212	LF	5/23/2022	6/30/2023	59739	Social Worker IV	N	SR22	13	PERM	1.00		\$ 56,304		Y	N	n/a	n/a	1
HTH 212	LF	6/23/2022	6/30/2023	59748	Occup Therapy Asst FP	N	HE10	10	PERM	1.00		\$ 60,600		Y	N	n/a	n/a	1
HTH 212	LF	8/16/2022	#####	59835	Occup Therapy Aide Entry	N	HE04	10	PERM	1.00		\$ 44,352		Y	N	n/a	n/a	1
HTH 212	LF	6/9/2022	1/1/2023	108563	Asst Hosp Admr-LTC	Y		00	PERM	1.00		\$ 111,265		Y	N	n/a	TA	1
HTH 212	LF	2/2/2010		108654	Per Diem Nurse	N	1	79	TEMP	0.30								
HTH 212	LF	9/28/2008		108655	Per Diem Nurse	N	1	79	TEMP	0.30								
HTH 212	LF	2/22/2009		108656	Per Diem Nurse	N	1	79	TEMP	0.30								
HTH 212	LF	2/22/2009		108657	Per Diem Nurse	N	1	79	TEMP	0.30								
HTH 212	LF	8/1/2008		109108	Per Diem LPN	N	II	70	TEMP	0.30								
HTH 212	LF	12/29/2013		109388	Per Diem CNA	N	I	70	TEMP	0.30								
HTH 212	LF	12/29/2013		109389	Per Diem CNA	N	I	70	TEMP	0.30								
HTH 212	LG	6/1/2021	6/30/2023	20244	Patient Account Rep II	N	SR13	03	PERM	1.00	Oper	\$ 44,297		Y	N	n/a	OT	1
HTH 212	LG	3/23/2022	6/30/2023	20273	Certified Nurse Aide FP	N	HE04	10	PERM	1.00	Oper	\$ 47,900		Y	N	n/a	n/a	1
HTH 212	LG	8/22/2022	6/30/2023	22368	Imaging Specialist III	N	SR20	13	PERM	1.00	Oper	\$ 56,208		Y	N	n/a	Staffing agency, OT	1
HTH 212	LG	8/16/2022	6/30/2023	25684	Registered Prof Nurse III	N	SR20	09	PERM	1.00	Oper	\$ 99,636		Y	N	n/a	Staffing agency, OT	1
HTH 212	LG	6/26/2022	6/30/2023	25815	Registered Prof Nurse III	N	SR20	09	PERM	0.60	Oper	\$ 59,782		Y	Y	1	g agency, OT, casu	1
HTH 212	LG	2/6/2022	6/30/2023	26171	Patient Access Rep I	N	SR11	03	PERM	1.00	Oper	\$ 39,437		Y	N	n/a	OT	1
HTH 212	LG	5/31/2022	#####	28498	Registered Prof Nurse VII	N	SR25	29	PERM	1.00	Oper	\$ 128,507		Y	N	n/a	n/a	1
HTH 212	LG	8/14/2022	6/30/2023	30332	Registered Prof Nurse III	N	SR20	09	PERM	0.90	Oper	\$ 89,672		Y	Y	1	iem, staffing agenc	1
HTH 212	LG	7/17/2022	6/30/2023	30991	Registered Prof Nurse III	N	SR20	09	PERM	0.90	Oper	\$ 93,259		Y	N	n/a	Staffing Agency	1
HTH 212	LG	11/9/2022	6/30/2023	33940	Registered Prof Nurse III	N	SR20	09	PERM	0.90	Oper	\$ 93,259		Y	Y	1	casual hire	1
HTH 212	LG	8/29/2022	6/30/2023	34002	Registered Prof Nurse III	N	SR20	09	PERM	1.00	Oper	\$ 99,636		Y	N	N	staffing agency, OT	1
HTH 212	LG	6/16/2022	6/30/2023	34006	Registered Prof Nurse III	N	SR20	09	PERM	0.80	Oper	\$ 82,897		Y	N	n/a	iem, staffing agenc	1
HTH 212	LG	12/30/2017	6/30/2023	38349	Payroll Clerk	N	SR10	03	PERM	1.00	Oper	\$ 39,424		Y	N	n/a	OT	1
HTH 212	LG	12/10/2021	6/30/2023	38721	Registered Prof Nurse III	N	SR20	09	PERM	0.90	Oper	\$ 89,672		Y	Y	1	g agency, OT, casu	1
HTH 212	LG	6/1/2022	6/30/2023	39189	Physical Therapist IV	N	SR22	13	PERM	0.80	Oper	\$ 48,647		Y	N	n/a	vertime, casual hir	1
HTH 212	LG	4/1/2015	6/30/2023	39856	Coder III	N	SR17	03	PERM	1.00	Oper	\$ 51,827		Y	N	n/a	n/a	1
HTH 212	LG	5/27/2020	6/30/2023	41941	Imaging Specialist IV	N	SR22	13	PERM	1.00	Oper	\$ 60,808		Y	N	n/a	Staffing agency, OT	1
HTH 212	LG	12/31/2019	6/30/2023	41942	Coder I	N	SR13	03	PERM	1.00	Oper	\$ 44,297		Y	N	n/a	n/a	1
HTH 212	LG	11/1/2022	6/30/2023	42783	Registered Prof Nurse III	N	SR20	09	PERM	1.00	Oper	\$ 103,621		Y	Y	3	Staffing Agency	1
HTH 212	LG	12/31/2021	6/30/2023	45397	Environ Svcs Wkr II	N	BC02	01	PERM	1.00	Oper	\$ 45,936		Y	N	n/a	OT	1
HTH 212	LG	8/29/2019	6/30/2023	45813	Registered Prof Nurse III	N	SR20	09	PERM	0.50	Oper	\$ 49,818		Y	Y	1	iem, staffing agenc	1
HTH 212	LG	11/5/2022	6/30/2023	45814	Registered Prof Nurse III	N	SR20	09	PERM	0.90	Oper	\$ 89,672		Y	Y	1	g agency, OT, casu	1
HTH 212	LG	10/31/2020	6/30/2023	45840	Patient Account Rep II	N	SR13	03	PERM	1.00	Oper	\$ 44,297		Y	N	n/a	OT	1
HTH 212	LG	8/12/2022	6/30/2023	47030	Registered Prof Nurse III	N	SR20	09	PERM	1.00	Oper	\$ 103,621		Y	Y	3	Staffing Agency	1
HTH 212	LG	11/15/2021	6/30/2023	47037	Registered Prof Nurse III	N	SR20	09	PERM	0.90	Oper	\$ 89,672		Y	N	n/a	g agency, OT, casu	1
HTH 212	LG	10/17/2022	6/30/2023	47078	Stores Clerk I	N	SR06	03	PERM	1.00	Oper	\$ 35,666		Y	n/a	n/a	OT	1

Department of Health - Hawaii Health Systems Corporation
 Vacancy Report as of November 30, 2022

Table 11

Prog ID	Sub-Org	Date of Vacancy	Expected Fill Date	Position Number	Position Title	Exempt (Y/N)	SR Level	BU Code	Perm Temp (P/T)	FTE	MOF	Budgeted Amount	Actual Salary Last Paid	Authority to Hire (Y/N)	Occupied by 89 Day Hire (Y/N)	# of 89 Hire Appts	Describe if Filled by other Means	Priority # to Retain
HTH 212	LG	2/1/2021	6/30/2023	47564	Imaging Specialist IV	N	SR22	13	PERM	1.00	Oper	\$ 60,808		Y	N	n/a	Staffing agency, OT	1
HTH 212	LG	1/4/2021	6/30/2023	48427	Registered Prof Nurse III	N	SR20	09	PERM	0.90	Oper	\$ 89,672		Y	N	n/a	lem, staffing agenc	1
HTH 212	LG	9/1/2020	6/30/2023	49204	Registered Prof Nurse III	N	SR20	09	PERM	0.90	Oper	\$ 89,672		Y	N	n/a	g agency, OT, casu	1
HTH 212	LG	8/10/2016		49215	Clerk III	N	SR08	03	TEMP	1.00								
HTH 212	LG	11/7/2022	6/30/2023	49427	Registered Prof Nurse III	N	SR20	09	PERM	0.90	Oper	\$ 89,672		Y	N	n/a	staffing agency, OT	1
HTH 212	LG	12/31/2020	6/30/2023	50223	Patient Account Rep III	N	SR15	03	PERM	1.00	Oper	\$ 47,939		Y	N	n/a	OT	1
HTH 212	LG	4/27/2022	6/30/2023	51030	Bldg Maint Worker I	N	BC09	01	PERM	1.00	Oper	\$ 61,584		Y	N	n/a	Contractor	1
HTH 212	LG	3/22/2021	6/30/2023	51488	Imaging Technologist	N	SR16	03	PERM	1.00	Oper	\$ 49,844		Y	N	n/a	Staffing agency, OT	1
HTH 212	LG	2/16/2022	n/a	53407	Info Technology Spclt V	N	SR24	13	PERM	1.00				N	N	n/a	n/a	2
HTH 212	LG	7/11/2022	6/30/2023	53528	Surgical Technician FP	N	HE08	10	PERM	1.00	Oper	\$ 51,672		Y	N	N	staffing agency, OT	1
HTH 212	LG	8/30/2019	n/a	53627	Info Technology Spclt VI	N	SR26	13	PERM	1.00				N	N	n/a	n/a	2
HTH 212	LG	11/1/2021	6/30/2023	54532	Certified Nurse Aide FP	N	HE04	10	PERM	1.00	Oper	\$ 47,900		Y	Y	1		1
HTH 212	LG	12/7/2021	6/30/2023	54896	Imaging Specialist II	N	SR18	13	PERM	1.00	Oper	\$ 51,996		Y	N	n/a	Staffing agency, OT	1
HTH 212	LG	4/25/2022	6/30/2023	54965	Physical Therapist III	N	SR20	13	PERM	1.00	Oper	\$ 56,208		Y	Y	1	vertime, casual hire	1
HTH 212	LG	9/21/2019		55049	Imaging Specialist IV	N	SR22	13	TEMP	0.30								
HTH 212	LG	8/29/2022	6/30/2023	55069	Registered Prof Nurse III	N	SR20	09	PERM	1.00	Oper	\$ 99,636		Y	N	n/a	Staffing agency, OT	1
HTH 212	LG	1/23/2022	6/30/2023	55591	Medical Staff Svcs Dir	N	SR26	23	PERM	1.00	Oper	\$ 68,544		Y	N	n/a	n/a	1
HTH 212	LG	4/27/2022	6/30/2023	55607	Registered Prof Nurse III	N	SR20	09	PERM	0.90	Oper	\$ 89,672		Y	Y	1	lem, OT, staffing a	1
HTH 212	LG	10/1/2021	6/30/2023	55637	Bldg Maint Worker I	N	BC09	01	PERM	1.00	Oper	\$ 61,584		Y	N	n/a	Contractor	1
HTH 212	LG	4/18/2022	6/30/2023	55641	Patient Access Rep I	N	SR11	03	PERM	1.00	Oper	\$ 39,437		Y	N	n/a	OT	1
HTH 212	LG	5/18/2022	6/30/2023	55827	Health Unit Clerk II	N	SR10	03	PERM	1.00	Oper	\$ 39,424		Y	N	n/a	Staffing agency, OT	1
HTH 212	LG	1/20/2017	6/30/2023	55839	Imaging Specialist IV	N	SR22	13	PERM	1.00	Oper	\$ 60,808		Y	N	n/a	Staffing agency, OT	1
HTH 212	LG	11/1/2014	6/30/2023	55848	Imaging Multi Spclt	N	SR23	13	PERM	1.00	Oper	\$ 63,258		Y	N	n/a	Staffing agency, OT	1
HTH 212	LG	11/15/2019	6/30/2023	55960	Telemetry Technician FP	N	HE08	10	PERM	0.50	Oper	\$ 27,903		Y	N	n/a	n/a	1
HTH 212	LG	1/1/2022	6/30/2023	55966	Facilities Optns Mgr	N	SR26	23	PERM	1.00				N	N	n/a	n/a	2
HTH 212	LG	10/5/2021	6/30/2023	56006	Registered Prof Nurse III	N	SR20	09	PERM	0.90	Oper	\$ 89,672		Y	Y	1	lem, OT, staffing a	1
HTH 212	LG	2/1/2007		56031	Physical Therapist Asst FP	N	HE10	10	TEMP	0.30								
HTH 212	LG	9/13/2021	6/30/2023	56120	Registered Prof Nurse III	N	SR20	09	PERM	0.90	Oper	\$ 89,672		Y	N	n/a	Staffing agency, OT	1
HTH 212	LG	6/1/2022	6/30/2023	56276	Surgical Technician FP	N	HE08	10	PERM	1.00	Oper	\$ 51,672		Y	Y	Y	hire, OT, staffing a	1
HTH 212	LG	11/24/2022	6/30/2023	56298	Registered Prof Nurse IV	N	SR22	09	PERM	1.00	Oper	\$ 109,824		Y	N	n/a	casual hire, OT	1
HTH 212	LG	12/7/2016		56421	Sterile Processing Tech Entry	N	HE04	10	TEMP	0.30								
HTH 212	LG	1/18/2022	6/30/2023	56423	Account Clerk II	N	SR08	03	PERM	1.00	Oper	\$ 37,104		Y	N	n/a	OT	1
HTH 212	LG	12/11/2021	6/30/2023	56425	Patient Account Rep I	N	SR11	03	PERM	1.00	Oper	\$ 40,954		Y	N	n/a	OT	1
HTH 212	LG	9/12/2022	6/30/2023	56582	Patient Access Rep II	N	SR13	03	PERM	1.00	Oper	\$ 42,657		Y	Y	1	OT	1
HTH 212	LG	8/1/2022	6/30/2023	56585	Health Info Tech I	N	SR11	03	PERM	1.00	Oper	\$ 40,954		Y	N	n/a	OT, Staffing Agency	1
HTH 212	LG	8/1/2022	n/a	56587	Environ Svcs Supervisor I	N	F102	02	PERM	1.00		\$ 51,864		N	N	n/a	n/a	n/a
HTH 212	LG	11/30/2020	6/30/2023	56689	Health Unit Clerk II	N	SR10	03	PERM	0.90	Oper	\$ 35,482		Y	N	n/a	n/a	2
HTH 212	LG	1/6/2017	6/30/2023	56812	Registered Prof Nurse III	N	SR20	09	PERM	0.90	Oper	\$ 89,672		Y	N	n/a	g agency, OT, casu	1
HTH 212	LG	8/3/2020	#####	56825	Info Technology Spclt III	N	SR20	13	PERM	1.00	Oper	\$ 56,208		Y	N	n/a	OT	1
HTH 212	LG	3/1/2021	6/30/2023	56835	Registered Prof Nurse III	N	SR20	09	PERM	0.60	Oper	\$ 59,782		Y	N	n/a	g agency, OT, casu	1
HTH 212	LG	12/6/2021	6/30/2023	57226	Research Statistician IV	N	SR22	13	PERM	1.00	Oper	\$ 56,304		Y	N	n/a	OT	1
HTH 212	LG	11/1/2022	n/a	57277	Registered Prof Nurse IV	N	SR22	09	PERM	1.00				Y	Y	1	n/a	2
HTH 212	LG	6/10/2022	6/30/2023	57398	Registered Prof Nurse III	N	SR20	09	PERM	0.90	Oper	\$ 96,846		Y	Y	2	Casual Hire	1
HTH 212	LG	6/20/2022	6/30/2023	57400	Registered Prof Nurse III	N	SR20	09	PERM	0.90	Oper	\$ 89,672		Y	N	n/a	g agency, OT, casu	1
HTH 212	LG	7/23/2020	6/30/2023	57401	Registered Prof Nurse III	N	SR20	09	PERM	0.90	Oper	\$ 89,672		Y	N	n/a	g agency, OT, casu	1
HTH 212	LG	2/1/2021	6/30/2023	57413	Dietitian III	N	SR20	13	PERM	1.00	Oper	\$ 56,208		Y	Y	1	casual hire	1
HTH 212	LG	7/8/2021		57499	Patient Access Rep I	N	SR11	03	TEMP	0.30								
HTH 212	LG	3/23/2021	n/a	57503	Registered Prof Nurse V	N	SR23	29	PERM	1.00	Oper	\$ 109,824		Y	N	n/a	ed a Cancer Mana	1
HTH 212	LG	8/3/2020	#####	57509	Info Technology Spclt III	N	SR20	13	PERM	1.00	Oper	\$ 56,208		Y	N	n/a	OT	1
HTH 212	LG	8/31/2022		57649	Patient Access Rep I	N	SR11	03	TEMP	0.30								

Department of Health - Hawaii Health Systems Corporation
 Vacancy Report as of November 30, 2022

Table 11

Prog ID	Sub-Org	Date of Vacancy	Expected Fill Date	Position Number	Position Title	Exempt (Y/N)	SR Level	BU Code	Perm Temp (P/T)	FTE	MOF	Budgeted Amount	Actual Salary Last Paid	Authority to Hire (Y/N)	Occupied by 89 Day Hire (Y/N)	# of 89 Hire Appts	Describe if Filled by other Means	Priority # to Retain
HTH 212	LG	11/19/2021		57653	Physical Therapist III	N	SR20	13	TEMP	1.00								
HTH 212	LG	6/14/2022	6/30/2023	57655	Registered Prof Nurse III	N	SR20	09	PERM	0.90	Oper	\$ 89,672		Y	N	n/a	g agency, OT, casu	1
HTH 212	LG	11/27/2020	6/30/2023	57656	Registered Prof Nurse III	N	SR20	09	PERM	0.90	Oper	\$ 89,672		Y	N	n/a	g agency, OT, casu	1
HTH 212	LG	9/21/2013		57660	Speech Pathologist III	N	SR20	13	TEMP	0.30								
HTH 212	LG	8/2/2022	6/30/2023	57669	Certified Nurse Aide Entry	N	HE02	10	PERM	0.90	Oper	\$ 41,722		Y	N	n/a	n/a	1
HTH 212	LG	7/21/2022		57776	Pharmacist I	N	SR22	13	TEMP	0.30								
HTH 212	LG	9/8/2022		57808	Registered Prof Nurse III	N	SR20	09	TEMP	1.00								
HTH 212	LG	8/19/2019	n/a	57871	Registered Prof Nurse IV	N	SR22	09	PERM	1.00				N	N	n/a	n/a	2
HTH 212	LG	2/1/2021	6/30/2023	57930	Clerk IV	N	SR10	03	PERM	1.00	Oper	\$ 39,424		Y	N	n/a	n/a	2
HTH 212	LG	4/3/2022	6/30/2023	57933	Registered Prof Nurse III	N	SR20	09	PERM	0.90	Oper	\$ 89,672		Y	N	n/a	Staffing agency, OT	1
HTH 212	LG	7/6/2021	6/30/2023	57934	Imaging Multi Spclt	N	SR23	13	PERM	1.00	Oper	\$ 63,258		Y	N	n/a	Staffing agency, OT	1
HTH 212	LG	9/12/2022	6/30/2023	57938	Registered Prof Nurse III	N	SR20	09	PERM	0.90	Oper	\$ 93,259		Y	Y	1	per diem, traveller	1
HTH 212	LG	11/1/2022		57941	Nurse Aide Entry	N	HE02	10	TEMP	0.30								
HTH 212	LG	12/11/2021	6/30/2023	57946	Registered Prof Nurse III	N	SR20	09	PERM	0.90	Oper	\$ 89,672		Y	N	n/a	em, staffing agenc	1
HTH 212	LG	4/22/2019	6/30/2023	57952	Registered Prof Nurse III	N	SR20	09	PERM	0.90	Oper	\$ 89,672		Y	N	n/a	Staffing agency, OT	1
HTH 212	LG	1/30/2022	6/30/2023	57953	Registered Prof Nurse III	N	SR20	09	PERM	0.90	Oper	\$ 89,672		Y	N	n/a	Staffing agency, OT	1
HTH 212	LG	8/16/2014		58059	Coder III	N	SR17	03	TEMP	0.30								
HTH 212	LG	1/3/2022	6/30/2023	58064	Registered Prof Nurse III	N	SR20	09	PERM	0.90	Oper	\$ 89,672		Y	N	n/a	Staffing agency, OT	1
HTH 212	LG	4/29/2022		58074	Nurse Aide Entry	N	HE02	10	TEMP	0.30								
HTH 212	LG	2/11/2022		58075	Nurse Aide Entry	N	HE02	10	TEMP	0.30								
HTH 212	LG	2/28/2022	6/30/2023	58156	Registered Prof Nurse III	N	SR20	09	PERM	0.90	Oper	\$ 93,259		Y	N	1	per diem, traveller	1
HTH 212	LG	10/8/2022	6/30/2023	58176	Pharmacy Technician FP	N	HE06	10	PERM	1.00	Oper	\$ 51,633		Y	Y	3	Casual hire	1
HTH 212	LG	9/7/2019		58230	Imaging Multi Spclt	N	SR23	13	TEMP	0.30								
HTH 212	LG	5/11/2022		58233	Registered Prof Nurse II	N	SR18	09	TEMP	0.90								
HTH 212	LG	9/21/2016	6/30/2023	58248	Imaging Multi Spclt	N	SR23	13	PERM	1.00	Oper	\$ 63,258		Y	N	n/a	Staffing agency, OT	1
HTH 212	LG	9/1/2022	n/a	58251	Secretary II	N	SR14	03	PERM	1.00				N	N	n/a	n/a	2
HTH 212	LG	8/2/2022	6/30/2023	58252	Registered Prof Nurse III	N	SR20	09	PERM	0.90	Oper	\$ 93,259		Y	N	1	per diem, traveller	1
HTH 212	LG	12/19/2018		58254	Patient Access Rep I	N	SR11	03	TEMP	0.30								
HTH 212	LG	8/22/2022	6/30/2023	58411	Registered Prof Nurse III	N	SR20	09	PERM	0.90	Oper	\$ 89,672		Y	N	n/a	g agency, OT, casu	1
HTH 212	LG	12/10/2021		58530	Social Worker III	N	SR20	13	TEMP	0.30								
HTH 212	LG	9/22/2021	6/30/2023	58531	Health Unit Clerk II	N	SR10	03	PERM	1.00	Oper	\$ 39,424		Y	N	n/a	n/a	1
HTH 212	LG	5/19/2020	6/30/2023	58532	Physical Therapist III	N	SR20	13	PERM	0.60	Oper	\$ 33,725		Y	N	n/a	vertime, casual hire	1
HTH 212	LG	1/13/2021	6/30/2023	58536	Registered Prof Nurse IV	N	SR22	09	PERM	0.50	Oper	\$ 54,912		Y	N	1		1
HTH 212	LG	2/14/2022	6/30/2023	58549	Health Unit Clerk II	N	SR10	03	PERM	1.00	Oper	\$ 39,424		Y	N	n/a	n/a	1
HTH 212	LG	2/14/2022	6/30/2023	58551	Info Technology Spclt IV	N	SR22	13	PERM	1.00	Oper	\$ 60,808		Y	N	n/a	OT	1
HTH 212	LG	8/6/2022	6/30/2023	58631	Registered Prof Nurse III	N	SR20	09	PERM	0.90	Oper	\$ 93,259		Y	N	n/a	Staffing Agency	1
HTH 212	LG	10/19/2022	6/30/2023	58632	Patient Access Rep V	N	SR19	03	PERM	1.00	Oper	\$ 53,951		Y	N	n/a	n/a	1
HTH 212	LG	8/13/2022	6/30/2023	58634	Registered Prof Nurse III	N	SR20	09	PERM	1.00	Oper	\$ 103,621		Y	N	n/a	em, staffing agenc	1
HTH 212	LG	1/26/2022		58645	Nurse Aide Entry	N	HE02	10	TEMP	0.30								
HTH 212	LG	4/1/2018	6/30/2023	58647	Imaging Multi Spclt	N	SR23	13	PERM	1.00	Oper	\$ 63,258		Y	N	n/a	Staffing agency, OT	1
HTH 212	LG	3/30/2021		58651	Imaging Specialist IV	N	SR22	13	TEMP	0.30								
HTH 212	LG	10/1/2022	6/30/2023	58780	Registered Prof Nurse III	N	SR20	09	PERM	0.90	Oper	\$ 93,259		Y	N	n/a	Staffing Agency	1
HTH 212	LG	10/1/2022	6/30/2023	58781	Registered Prof Nurse II	N	SR18	09	PERM	0.90	Oper	\$ 78,422		Y	N	n/a	n/a	1
HTH 212	LG	10/15/2022	6/30/2023	58789	Secretary II	N	SR14	03	PERM	1.00	Oper	\$ 46,034		Y	N	n/a	n/a	1
HTH 212	LG	2/11/2020		58791	Environ Svcs Wkr II	N	BC02	01	TEMP	0.30								
HTH 212	LG	7/11/2022	6/30/2023	58795	Clerk IV	N	SR10	03	PERM	1.00	Oper	\$ 37,964		Y	N	n/a	Staffing Agency	1
HTH 212	LG	10/4/2018		58798	Stores Clerk I	N	SR06	03	TEMP	1.00								
HTH 212	LG	5/31/2021		58800	Environ Svcs Wkr II	N	BC02	01	TEMP	1.00								
HTH 212	LG	8/2/2022	6/30/2023	58886	Emergency Room Asst Entry	N	HE06	10	PERM	0.90	Oper	\$ 43,027		Y	N	n/a	g agency, OT, casu	1
HTH 212	LG	5/21/2019	6/30/2023	58889	Medical Staff Svcs Coord	N	SR24	13	PERM	1.00	Oper	\$ 63,384		Y	N	n/a	n/a	1

Department of Health - Hawaii Health Systems Corporation
Vacancy Report as of November 30, 2022

Table 11

Prog ID	Sub-Org	Date of Vacancy	Expected Fill Date	Position Number	Position Title	Exempt (Y/N)	SR Level	BU Code	Perm Temp (P/T)	FTE	MOF	Budgeted Amount	Actual Salary Last Paid	Authority to Hire (Y/N)	Occupied by 89 Day Hire (Y/N)	# of 89 Hire Appts	Describe if Filled by other Means	Priority # to Retain
HTH 212	LG	3/26/2021	6/30/2023	58893	Health Unit Clerk II	N	SR10	03	PERM	0.60	Oper	\$ 21,902		Y	N	n/a	n/a	1
HTH 212	LG	1/26/2021	n/a	58894	Contracts Asst II	N	SR15	03	PERM	1.00				Y	N	n/a	n/a	2
HTH 212	LG	10/8/2019		58896	Environ Svcs Wkr II	N	BC02	01	TEMP	0.30								
HTH 212	LG	10/8/2022	1/9/2023	58897	Dietitian III	N	SR20	13	PERM	1.00	Oper	\$ 56,208		Y	N	n/a	n/a	1
HTH 212	LG	10/8/2022	6/30/2023	58898	Cook III	N	WS08	01	PERM	1.00	Oper	\$ 64,010		Y	N	n/a	OT	1
HTH 212	LG	10/8/2022	6/30/2023	58899	Respiratory Therapist IV	N	SR22	13	PERM	1.00	Oper	\$ 60,808		Y	N	n/a	Ancillary Manager	1
HTH 212	LG	11/1/2022	6/30/2023	58902	Respiratory Therapist III	N	SR20	13	PERM	1.00	Oper	\$ 56,208		Y	Y	1	hire, OT, staffing a	1
HTH 212	LG	5/30/2022	6/30/2023	58903	Respiratory Therapist III	N	SR20	13	PERM	0.90	Oper	\$ 50,587		Y	N	n/a	Staffing agency, OT	1
HTH 212	LG	8/21/2021	6/30/2023	59009	Respiratory Therapist III	N	SR20	13	PERM	0.90	Oper	\$ 50,587		Y	N	n/a	Staffing agency, OT	1
HTH 212	LG	9/1/2022	n/a	59010	Pharmacist III	N	SR26	23	PERM	1.00				Y	N	n/a	n/a	n/a
HTH 212	LG	9/1/2022	n/a	59013	Pharmacist II	N	SR24	13	PERM	1.00		\$ 63,384		Y	N	n/a	TA	1
HTH 212	LG	1/1/2022	6/30/2023	59028	Human Resources Specialist I	N	SR16	73	PERM	1.00	Oper	\$ 44,496		Y	N	n/a	OT	1
HTH 212	LG	11/18/2021		59029	Physical Therapist III	N	SR20	13	TEMP	0.30								
HTH 212	LG	9/24/2022	6/30/2023	59155	Patient Access Rep I	N	SR11	03	PERM	0.50	Oper	\$ 19,718		Y	N	n/a	OT	1
HTH 212	LG	11/1/2022	6/30/2023	59156	Patient Access Rep I	N	SR11	03	PERM	1.00	Oper	\$ 39,437		Y	N	n/a	OT	1
HTH 212	LG	3/7/2022	n/a	59165	Clerk IV	N	SR10	03	PERM	0.90				N	N	n/a	n/a	0
HTH 212	LG	4/7/2022	6/30/2023	59166	Registered Prof Nurse III	N	SR20	09	PERM	0.90	Oper	\$ 89,672		Y	N	n/a	iem, staffing agenc	1
HTH 212	LG	3/2/2022		59168	Account Clerk IV	N	SR13	03	TEMP	1.00								
HTH 212	LG	5/26/2022		59174	Registered Prof Nurse III	N	SR20	09	TEMP	0.90								
HTH 212	LG	12/17/2020	6/30/2023	59175	Certified Nurse Aide FP	N	HE04	10	PERM	1.00	Oper	\$ 47,900		Y	N	n/a	n/a	1
HTH 212	LG	7/31/2021		59280	Respiratory Therapist III	N	SR20	13	TEMP	0.30								
HTH 212	LG	10/15/2022	6/30/2023	59284	Registered Prof Nurse III	N	SR20	09	PERM	0.60	Oper	\$ 62,173		Y	N	n/a	iem, staffing agenc	1
HTH 212	LG	7/1/2021		59288	Physical Therapist III	N	SR20	13	TEMP	0.30								
HTH 212	LG	1/1/2022	n/a	59292	Registered Prof Nurse VI	N	SR24	29	PERM	1.00				Y	N	n/a	ed a Cancer Mana	0
HTH 212	LG	1/1/2022		59293	Secretary II	N	SR14	03	TEMP	1.00								
HTH 212	LG	10/1/2022	6/30/2023	59294	Registered Prof Nurse III	N	SR20	09	PERM	0.90	Oper	\$ 89,672		Y	N	n/a	g agency, OT, casu	1
HTH 212	LG	4/8/2021		59295	Nurse Aide Entry	N	HE02	10	TEMP	0.30								
HTH 212	LG	2/9/2022		59296	Nurse Aide Entry	N	HE02	10	TEMP	0.30								
HTH 212	LG	12/6/2021		59299	Environ Svcs Wkr II	N	BC02	01	TEMP	1.00								
HTH 212	LG	6/23/2022		59304	Nurse Aide Entry	N	HE02	10	TEMP	0.30								
HTH 212	LG	1/1/2022		59330	Nurse Aide Entry	N	HE02	10	TEMP	0.30								
HTH 212	LG	1/1/2022		59331	Nurse Aide Entry	N	HE02	10	TEMP	0.30								
HTH 212	LG	1/1/2022		59332	Nurse Aide Entry	N	HE02	10	TEMP	0.30								
HTH 212	LG	9/1/2021		59334	Clerk IV	N	SR10	03	TEMP	1.00								
HTH 212	LG	7/16/2022	6/30/2023	59335	Bldg Maint Worker I	N	BC09	01	PERM	1.00	Oper	\$ 61,584		Y	N	n/a	Contractor	1
HTH 212	LG	3/4/2021		59337	Info Technology Spclt V	N	SR24	13	TEMP	0.30								
HTH 212	LG	6/7/2021	6/30/2023	59349	Constr & Maint Worker I	N	BC09	01	PERM	1.00	Oper	\$ 61,584		Y	N	n/a	Contractor	1
HTH 212	LG	7/19/2022	6/30/2023	59350	Info Technology Spclt VI	N	SR26	13	PERM	1.00	Oper	\$ 74,028		Y	N	n/a	OT	1
HTH 212	LG	10/9/2022	6/30/2023	59459	Registered Prof Nurse III	N	SR20	09	PERM	0.60	Oper	\$ 59,782		Y	N	n/a	g agency, OT, casu	1
HTH 212	LG	5/3/2022	6/30/2023	59470	Patient Access Rep I	N	SR11	03	PERM	0.50	Oper	\$ 19,718		Y	N	n/a	OT	1
HTH 212	LG	3/1/2022		59478	Secretary I	N	SR12	03	TEMP	1.00								
HTH 212	LG	7/7/2022	6/30/2023	59558	Pre Audit Clerk II	N	SR13	03	PERM	1.00	Oper	\$ 44,297		Y	N	n/a	OT	1
HTH 212	LG	1/1/2022	6/30/2023	59560	Medical Asst FP	N	HE07	10	PERM	1.00	Oper	\$ 53,680		Y	N	n/a	tasks done by RNs	1
HTH 212	LG	1/1/2022	6/30/2023	59562	Patient Access Rep III	N	SR15	03	PERM	1.00	Oper	\$ 46,164		Y	N	n/a	iem, staffing agenc	1
HTH 212	LG	10/8/2022	6/30/2023	59563	Registered Prof Nurse III	N	SR20	09	PERM	1.00	Oper	\$ 103,621		Y	N	n/a	iem, staffing agenc	1
HTH 212	LG	10/8/2022	6/30/2023	59564	Registered Prof Nurse III	N	SR20	09	PERM	1.00	Oper	\$ 103,621		Y	Y	1	iem, staffing agenc	1
HTH 212	LG	3/15/2022		59577	Imaging Specialist II	N	SR18	13	TEMP	0.30								
HTH 212	LG	4/1/2022	6/30/2023	59658	Registered Prof Nurse II	N	SR18	09	PERM	0.90	Oper	\$ 75,406		Y	N		n/a	1
HTH 212	LG	1/1/2022		59660	Institution Food Svcs Mgr II	N	F108	02	TEMP	1.00								
HTH 212	LG	4/13/2022	6/30/2023	59662	Plumber II	N	WS10	01	PERM	1.00	Oper	\$ 67,668		Y	N	n/a	Contractor	1

Department of Health - Hawaii Health Systems Corporation
 Vacancy Report as of November 30, 2022

Table 11

Prog ID	Sub-Org	Date of Vacancy	Expected Fill Date	Position Number	Position Title	Exempt (Y/N)	SR Level	BU Code	Perm Temp (P/T)	FTE	MOF	Budgeted Amount	Actual Salary Last Paid	Authority to Hire (Y/N)	Occupied by 89 Day Hire (Y/N)	# of 89 Hire Appts	Describe if Filled by other Means	Priority # to Retain
HTH 212	LG	4/25/2022	6/30/2023	59664	Registered Prof Nurse II	N	SR18	09	PERM	0.90	Oper	\$ 78,422		Y	N	n/a	n/a	1
HTH 212	LG	4/14/2022	6/30/2023	59666	Respiratory Therapist III	N	SR20	13	PERM	0.90	Oper	\$ 50,587		Y	N	n/a	Staffing agency, OT	1
HTH 212	LG	10/15/2022	6/30/2023	59668	Registered Prof Nurse III	N	SR20	09	PERM	0.90	Oper	\$ 93,259		Y	N	n/a	Staffing Agency	1
HTH 212	LG	7/1/2022	6/30/2023	59669	Training & Development Coordi	N	SR22	13	PERM	1.00	Oper	\$ 58,556		Y	N	1	TA	1
HTH 212	LG	5/13/2022	6/30/2023	59674	Registered Prof Nurse III	N	SR20	09	PERM	0.90	Oper	\$ 93,259		Y	N	n/a	Staffing Agency	1
HTH 212	LG	5/13/2022	6/30/2023	59675	Registered Prof Nurse III	N	SR20	09	PERM	0.90	Oper	\$ 93,259		Y	N	n/a	Staffing Agency	1
HTH 212	LG	5/13/2022	6/30/2023	59676	Social Worker III	N	SR20	13	PERM	1.00	Oper	\$ 56,208		Y	N	n/a	DT, Staffing Agenc	1
HTH 212	LG	5/19/2022	6/30/2023	59677	Registered Prof Nurse III	N	SR20	09	PERM	0.90	Oper	\$ 89,672		Y	Y	1	tem, OT, staffing a	2
HTH 212	LG	5/19/2022	6/30/2023	59678	Registered Prof Nurse III	N	SR20	09	PERM	0.90	Oper	\$ 89,672		Y	Y	1	tem, OT, staffing a	2
HTH 212	LG	5/23/2022		59679	Graduate Nurse I	N	SR16	79	TEMP	0.90								
HTH 212	LG	5/23/2022		59730	Graduate Nurse I	N	SR16	79	TEMP	0.90								
HTH 212	LG	5/23/2022		59731	Graduate Nurse I	N	SR16	79	TEMP	0.90								
HTH 212	LG	5/23/2022		59732	Graduate Nurse I	N	SR16	79	TEMP	0.90								
HTH 212	LG	5/23/2022		59733	Graduate Nurse I	N	SR16	79	TEMP	0.90								
HTH 212	LG	5/23/2022		59734	Graduate Nurse I	N	SR16	79	TEMP	0.90								
HTH 212	LG	5/23/2022		59735	Graduate Nurse I	N	SR16	79	TEMP	0.90		\$ 73,296						
HTH 212	LG	5/23/2022		59736	Graduate Nurse I	N	SR16	79	TEMP	0.90		\$ 73,296						
HTH 212	LG	5/23/2022		59737	Graduate Nurse I	N	SR16	79	TEMP	0.90								
HTH 212	LG	5/23/2022		59738	Graduate Nurse I	N	SR16	79	TEMP	0.90								
HTH 212	LG	10/4/2022		59740	Registered Prof Nurse III	N	SR20	09	TEMP	0.30								
HTH 212	LG	6/1/2022	6/30/2023	59742	Registered Prof Nurse V	N	SR23	29	PERM	1.00	Oper	\$ 114,228		Y	N	n/a	TA	1
HTH 212	LG	11/7/2022	6/30/2023	59743	Healthcare Svcs Spclt III	N	SR20	13	PERM	1.00	Oper	\$ 56,208		Y	N	n/a	OT	1
HTH 212	LG	10/22/2022	6/30/2023	59744	Clerk III	N	SR08	03	PERM	1.00	Oper	\$ 35,730		Y	N	n/a	n/a	1
HTH 212	LG	6/6/2022	6/30/2023	59746	Pre Audit Clerk II	N	SR13	03	PERM	1.00	Oper	\$ 44,297		Y	N	n/a	OT	1
HTH 212	LG	7/20/2022		59749	Info Technology Spclt VI	N	SR26	13	TEMP	0.30								
HTH 212	LG	9/1/2022	6/30/2023	59831	Info Technology Spclt V	N	SR24	13	PERM	1.00	Oper	\$ 68,455		Y	N	n/a	OT	1
HTH 212	LG	9/1/2022	6/30/2023	59832	Info Technology Spclt IV	N	SR22	13	PERM	1.00	Oper	\$ 60,808		Y	N	n/a	OT	1
HTH 212	LG	9/1/2022	6/30/2023	59834	Clerk IV	N	SR10	03	PERM	1.00	Oper	\$ 39,424		Y	N	n/a	n/a	1
HTH 212	LG	10/15/2022		59837	Dietitian III	N	SR20	13	TEMP	0.30								
HTH 212	LG	10/4/2022	6/30/2023	59838	Imaging Multi Spclt	N	SR23	13	PERM	0.50	Oper	\$ 31,629		Y	N	n/a	Staffing agency, OT	1
HTH 212	LG	10/6/2022	6/30/2023	59839	Registered Prof Nurse IV	N	SR22	09	PERM	1.00	Oper	\$ 109,824		Y	N	n/a	casual hire, OT	1
HTH 212	LG	10/6/2022	6/30/2023	59840	Registered Prof Nurse IV	N	SR22	09	PERM	1.00	Oper	\$ 109,824		Y	N	n/a	casual hire, OT	1
HTH 212	LG	10/6/2022		59841	Registered Prof Nurse IV	N	SR22	09	TEMP	0.30								
HTH 212	LG	10/6/2022		59842	Registered Prof Nurse IV	N	SR22	09	TEMP	0.30								
HTH 212	LG	10/6/2022	6/30/2023	59843	Certified Nurse Aide FP	N	HE04	10	PERM	0.90	Oper	\$ 43,110		Y	N	n/a	n/a	1
HTH 212	LG	10/6/2022	6/30/2023	59844	Certified Nurse Aide FP	N	HE04	10	PERM	0.90	Oper	\$ 43,110		Y	N	n/a	n/a	1
HTH 212	LG	10/6/2022	6/30/2023	59845	Certified Nurse Aide FP	N	HE04	10	PERM	0.90	Oper	\$ 43,110		Y	N	n/a	n/a	1
HTH 212	LG	10/6/2022	6/30/2023	59846	Certified Nurse Aide FP	N	HE04	10	PERM	0.90	Oper	\$ 43,110		Y	N	n/a	n/a	1
HTH 212	LG	10/18/2022		59847	Pharmacy Technician FP	N	HE06	10	TEMP	0.30								
HTH 212	LG	10/18/2022		59848	Speech Pathologist III	N	SR20	13	TEMP	0.50								
HTH 212	LG	10/19/2022		59849	Imaging Specialist IV	N	SR22	13	TEMP	0.30								
HTH 212	LG	11/2/2022	#####	59851	Medical Asst FP	N	HE07	10	PERM	1.00	Oper	\$ 51,692		Y	N	n/a	n/a	1
HTH 212	LG	11/14/2022		59852	Graduate Pharmacist	N	SR20	13	TEMP	0.30								
HTH 212	LG	11/15/2022	6/30/2023	59853	Imaging Multi Spclt	N	SR23	13	PERM	1.00	Oper	\$ 63,258		Y	N	n/a	Staffing agency, OT	1
HTH 212	LG	11/15/2022	6/30/2023	59854	Imaging Multi Spclt	N	SR23	13	PERM	1.00	Oper	\$ 63,258		Y	N	n/a	Staffing agency, OT	1
HTH 212	LG	11/21/2022		59930	Certified Nurse Aide FP	N	HE04	10	TEMP	0.90								
HTH 212	LG	4/1/2021		105983	Student Helper I	Y		00	TEMP	0.48								
HTH 212	LG	7/21/2022		108618	Per Diem Nurse	N	1	79	TEMP	0.30								
HTH 212	LG	9/28/2020		108620	Per Diem Nurse	N	1	79	TEMP	0.30								
HTH 212	LG	6/1/2017		108622	Per Diem Nurse	N	1	79	TEMP	0.30								

Department of Health - Hawaii Health Systems Corporation
Vacancy Report as of November 30, 2022

Table 11

Prog ID	Sub-Org	Date of Vacancy	Expected Fill Date	Position Number	Position Title	Exempt (Y/N)	SR Level	BU Code	Perm Temp (P/T)	FTE	MOF	Budgeted Amount	Actual Salary Last Paid	Authority to Hire (Y/N)	Occupied by 89 Day Hire (Y/N)	# of 89 Hire Appts	Describe if Filled by other Means	Priority # to Retain
HTH 212	LG	3/17/2017		108623	Per Diem Nurse	N	1	79	TEMP	0.30								
HTH 212	LG	7/20/2020		108626	Per Diem Nurse	N	1	79	TEMP	0.30								
HTH 212	LG	6/29/2014		108628	Per Diem Nurse	N	1	79	TEMP	0.30								
HTH 212	LG	10/5/2021		108629	Per Diem Nurse	N	1	79	TEMP	0.30								
HTH 212	LG	8/14/2018		108633	Per Diem Nurse	N	1	79	TEMP	0.30								
HTH 212	LG	12/28/2018		108634	Per Diem Nurse	N	1	79	TEMP	0.30								
HTH 212	LG	11/24/2022		108635	Per Diem Nurse	N	1	79	TEMP	0.30								
HTH 212	LG	3/30/2018		108636	Per Diem Nurse	N	1	79	TEMP	0.30		\$ 54						
HTH 212	LG	8/24/2021		108646	Per Diem Nurse	N	1	79	TEMP	0.30								
HTH 212	LG	3/10/2016		108649	Per Diem Nurse	N	1	79	TEMP	0.30								
HTH 212	LG	8/17/2020		109042	Per Diem CNA	N	I	70	TEMP	0.30								
HTH 212	LG	4/30/2021		109043	Per Diem CNA	N	I	70	TEMP	0.30								
HTH 212	LG	4/11/2020		109047	Per Diem CNA	N	I	70	TEMP	0.30								
HTH 212	LG	9/9/2017		109059	Per Diem Nurse	N	1	79	TEMP	0.30								
HTH 212	LG	2/19/2016		109287	Per Diem Nurse	N	1	79	TEMP	0.30								
HTH 212	LG	10/1/2021		109291	Per Diem Nurse	N	1	79	TEMP	0.30								
HTH 212	LG	5/31/2019		109296	Per Diem Nurse	N	1	79	TEMP	0.30								
HTH 212	LG	3/29/2012		109308	Per Diem Nurse	N	1	79	TEMP	0.30								
HTH 212	LG	5/7/2022		109311	Per Diem Nurse	N	1	79	TEMP	0.30								
HTH 212	LG	2/1/2022	6/30/2023	109410	Chief Medical Officer	Y		00	PERM	1.00	Oper	\$ 199,336		Y	N	n/a	Contract, Temp	1
HTH 212	LG	12/4/2019		109501	Per Diem Nurse	N	1	79	TEMP	0.30								
HTH 212	LG	9/1/2022		109502	Per Diem Nurse	N	1	79	TEMP	0.30								
HTH 212	LG	2/19/2020		109581	Per Diem Nurse	N	1	79	TEMP	0.30								
HTH 212	LG	6/30/2022		109594	Per Diem Nurse	N	1	79	TEMP	0.30		\$ 54						
HTH 212	LG	5/4/2021		109595	Per Diem Nurse	N	1	79	TEMP	0.30		\$ 54						
HTH 212	LG	9/9/2019		109614	Per Diem Nurse	N	1	79	TEMP	0.30		\$ 54						
HTH 212	LG	10/9/2020		109629	Per Diem CNA	N	I	70	TEMP	0.30								
HTH 212	LG	5/3/2020		109648	Per Diem Nurse	N	1	79	TEMP	0.30								
HTH 212	LG	9/24/2022		109661	Per Diem Nurse	N	1	79	TEMP	0.30								
HTH 212	LG	12/22/2018		109677	Per Diem CNA	N	I	70	TEMP	0.30								
HTH 212	LG	1/5/2021		109700	Per Diem Nurse	N	1	79	TEMP	0.30								
HTH 212	LG	1/19/2021		109706	Per Diem Nurse	N	1	79	TEMP	0.30								
HTH 212	LG	9/15/2022		109731	Per Diem Nurse	N	1	79	TEMP	0.30								
HTH 212	LG	10/1/2022		109781	Per Diem Nurse	N	1	79	TEMP	0.30								
HTH 212	LG	1/29/2022		109789	Per Diem Nurse	N	1	79	TEMP	0.30								
HTH 212	LG	10/15/2022	6/30/2023	109807	Reg Dir Of Facilities	Y		00	PERM	1.00	Oper	\$ 181,729		Y	N	n/a	TA, OT, Contractor	1
HTH 212	LG	3/7/2022		109809	Per Diem Nurse	N	1	79	TEMP	0.30								
HTH 212	LG	3/7/2022		109810	Per Diem Nurse	N	1	79	TEMP	0.30								
HTH 212	LG	3/7/2022		109811	Per Diem Nurse	N	1	79	TEMP	0.30								
HTH 212	LM	3/16/2022	3/1/2023	20873	Licensed Practical Nurse FP	N	HE08	10	PERM	1.00		\$ 48,288		Y	N			1
HTH 212	LM	12/31/2021	3/1/2023	20894	Medical Technologist IV	N	SR22	23	PERM	1.00		\$ 55,200	\$ 81,744	Y	N		Staffing Agency	1
HTH 212	LM	10/16/2021	2/1/2023	22171	Environ Svcs Wkr II	N	BC02	01	PERM	1.00		\$ 44,292		Y	N			1
HTH 212	LM	6/1/2022	2/15/2023	22835	Registered Prof Nurse III	N	SR20	09	PERM	0.60		\$ 58,039		Y	N			1
HTH 212	LM	9/8/2022	3/15/2023	23793	Imaging Specialist IV	N	SR22	13	PERM	1.00		\$ 55,200		Y	N		Staffing Agency	1
HTH 212	LM	6/21/2022	2/1/2023	28015	Environ Svcs Wkr II	N	BC02	01	PERM	1.00		\$ 44,292		Y	N			1
HTH 212	LM	8/1/2022	2/15/2023	29202	Registered Prof Nurse III	N	SR20	09	PERM	0.90		\$ 97,913		Y	N		Staffing Agency	1
HTH 212	LM	5/16/2022	2/15/2023	29204	Registered Prof Nurse III	N	SR20	09	PERM	1.00		\$ 108,792	\$ 97,913	Y	N		Staffing Agency	1
HTH 212	LM	5/21/2022	2/6/2023	29894	Patient Account Rep II	N	SR13	03	PERM	1.00		\$ 41,100		Y	N			1
HTH 212	LM	12/30/2020	2/1/2023	34218	Occupational Therapist III	N	SR20	13	PERM	1.00		\$ 51,024		Y	N		Staffing Agency	1
HTH 212	LM	12/1/2021	ABOLISH	47693	Health Unit Clerk II	N	SR10	03	PERM	1.00								

Department of Health - Hawaii Health Systems Corporation
 Vacancy Report as of November 30, 2022

Table 11

Prog ID	Sub-Org	Date of Vacancy	Expected Fill Date	Position Number	Position Title	Exempt (Y/N)	SR Level	BU Code	Perm Temp (P/T)	FTE	MOF	Budgeted Amount	Actual Salary Last Paid	Authority to Hire (Y/N)	Occupied by 89 Day Hire (Y/N)	# of 89 Hire Appts	Describe if Filled by other Means	Priority # to Retain
HTH 212	LM	7/23/2021	2/15/2023	47694	Patient Account Rep II	N	SR13	03	PERM	1.00		\$ 39,540		Y	N			1
HTH 212	LM	3/1/2022	2/15/2023	55326	Patient Fin Svcs Mgr II	N	SR26	23	PERM	1.00		\$ 67,200		Y	N			1
HTH 212	LM	4/30/2022	1/1/2023	55658	Bldg Maint Worker I	N	BC09	01	PERM	1.00		\$ 59,376		Y	N			1
HTH 212	LM	4/1/2019	3/15/2023	55850	Imaging Specialist IV	N	SR22	13	PERM	1.00		\$ 55,200		Y	N		Staffing Agency	1
HTH 212	LM	4/2/2022	3/15/2023	55851	Imaging Multi Spclt	N	SR23	13	PERM	1.00		\$ 85,030		Y	N		Staffing Agency	1
HTH 212	LM	4/1/2022	2/15/2023	55886	Patient Account Rep II	N	SR13	03	PERM	1.00		\$ 39,540		Y	N			1
HTH 212	LM	5/3/2022	12/5/2022	55912	Registered Prof Nurse III	N	SR20	09	PERM	0.90		\$ 97,913		Y	N			1
HTH 212	LM	3/20/2022	2/15/2023	56004	Patient Account Rep II	N	SR13	03	PERM	1.00		\$ 39,540		Y	N			1
HTH 212	LM	2/5/2022	2/15/2023	56058	Pharmacist II	N	SR24	13	TEMP	0.30		\$ 18,639		Y	Y			2
HTH 212	LM	1/2/2021	TA	56886	Environ Svcs Wkr III	N	BC02	01	TEMP	0.30							TA	
HTH 212	LM	1/1/2022	12/5/2022	57340	Clinic Receptionist I	N	SR11	03	PERM	1.00		\$ 36,564		Y	N			1
HTH 212	LM	8/1/2020	ABOLISH	57341	Outpatient Clinical Asst FP	N	HE06	10	PERM	1.00								
HTH 212	LM	4/30/2022	2/15/2023	57737	Account Clerk IV	N	SR13	03	PERM	1.00		\$ 39,540	\$ 50,016	Y	N			1
HTH 212	LM	8/1/2022	3/15/2023	58041	Imaging Multi Spclt	N	SR23	13	TEMP	0.60		\$ 57,420		Y	N		Staffing Agency	1
HTH 212	LM	6/16/2022	2/1/2023	58442	Registered Prof Nurse III	N	SR20	09	PERM	0.90		\$ 97,913		Y	N		Staffing Agency	1
HTH 212	LM	5/8/2021	2/1/2023	58453	Registered Prof Nurse III	N	SR20	09	PERM	0.60		\$ 58,039		Y	N		Staffing Agency	1
HTH 212	LM	8/28/2021	2/15/2023	58585	Registered Prof Nurse III	N	SR20	09	PERM	0.90		\$ 97,913		Y	N		Staffing Agency	1
HTH 212	LM	8/22/2022	2/15/2023	58597	Patient Access Rep II	N	SR13	03	TEMP	0.20		\$ 7,908		Y	N			1
HTH 212	LM	11/27/2021	2/1/2023	58600	Registered Prof Nurse III	N	SR20	09	PERM	0.90		\$ 97,913		Y	N		Staffing Agency	1
HTH 212	LM	10/9/2017	12/1/2022	58682	Registered Prof Nurse III	N	SR20	09	TEMP	0.60		\$ 58,039		Y	N			1
HTH 212	LM	4/9/2021	3/1/2023	58691	Medical Technologist III	N	SR20	13	TEMP	0.20		\$ 10,204					Staffing Agency	1
HTH 212	LM	12/2/2019	2/15/2023	58749	Patient Access Rep IV	N	SR17	03	TEMP	0.20		\$ 9,256		Y	N			1
HTH 212	LM	10/25/2022	2/1/2023	58834	Respiratory Therapy Tech FP	N	HE12	10	PERM	0.75		\$ 64,620		Y	N		Staffing Agency	1
HTH 212	LM	6/7/2019	2/1/2023	58937	Registered Prof Nurse IV	N	SR22	09	PERM	1.00		\$ 106,620		Y	N			1
HTH 212	LM	11/22/2019	2/1/2023	58950	Info Technology Spclt IV	N	SR22	13	PERM	1.00		\$ 55,200		Y	N			1
HTH 212	LM	7/18/2022	2/15/2023	59036	Patient Access Rep II	N	SR13	03	PERM	1.00		\$ 39,540	\$ 11,862	Y	N			1
HTH 212	LM	1/25/2022	1/20/2023	59044	Clinic Receptionist I	N	SR11	03	PERM	1.00		\$ 36,564		Y	N			1
HTH 212	LM	5/20/2020	TA ONLY	59045	Health Info Tech IV	N	SR17	04	TEMP	1.00								
HTH 212	LM	11/28/2022	2/15/2023	59048	Patient Account Rep II	N	SR13	03	PERM	1.00		\$ 39,540		Y	N			1
HTH 212	LM	8/15/2020	12/1/2022	59051	Imaging Specialist II	N	SR18	13	PERM	1.00		\$ 47,196		Y	N			1
HTH 212	LM	10/19/2021	1/9/2023	59216	Kitchen Helper	N	BC02	01	TEMP	1.00		\$ 44,292		Y	N			1
HTH 212	LM	8/16/2022	2/1/2023	59217	Kitchen Helper	N	BC02	01	TEMP	1.00		\$ 44,292		Y	N			1
HTH 212	LM	6/24/2022	2/15/2023	59219	Account Clerk IV	N	SR13	03	PERM	1.00		\$ 39,540		Y	N			1
HTH 212	LM	11/20/2021	2/1/2023	59220	Accountant III	N	SR20	13	PERM	1.00		\$ 51,024		Y	N			1
HTH 212	LM	3/25/2022	TA	59222	Hosp Envir/Safety Ofcr IV	N	SR22	13	PERM	1.00							TA	
HTH 212	LM	7/1/2022	4/1/2023	59225	Accountant IV	N	SR22	13	PERM	1.00		\$ 64,620						
HTH 212	LM	9/18/2022	2/1/2023	59255	Environ Svcs Wkr II	N	BC02	01	TEMP	0.30		\$ 13,285		Y	Y			2
HTH 212	LM	2/19/2021	ABOLISH	59278	Accountant II	N	SR18	13	TEMP	1.00								
HTH 212	LM	2/22/2021	2/1/2023	59306	Registered Prof Nurse IV	N	SR22	09	PERM	1.00		\$ 106,620		Y	N			1
HTH 212	LM	5/1/2022	ABOLISH	59312	Registered Prof Nurse III	N	SR20	09	TEMP	1.00								
HTH 212	LM	5/1/2022	ABOLISH	59313	Registered Prof Nurse III	N	SR20	09	TEMP	0.50								
HTH 212	LM	4/10/2022	ABOLISH	59314	Registered Prof Nurse III	N	SR20	09	TEMP	0.50								
HTH 212	LM	8/2/2022	2/15/2023	59326	Patient Access Rep II	N	SR13	03	TEMP	0.60		\$ 39,540		Y	N			1
HTH 212	LM	11/8/2022	ABOLISH	59431	Registered Prof Nurse III	N	SR20	09	TEMP	0.60								
HTH 212	LM	11/1/2022	2/15/2023	59433	Registered Prof Nurse III	N	SR20	09	TEMP	0.90		\$ 87,059		Y	N			1
HTH 212	LM	7/22/2021	2/15/2023	59436	Patient Account Rep II	N	SR13	03	TEMP	0.40		\$ 39,540		Y	N			1
HTH 212	LM	9/7/2021	2/1/2023	59440	Speech Pathologist III	N	SR20	13	PERM	1.00		\$ 51,024		Y	N		Staffing Agency	1
HTH 212	LM	5/1/2022	2/1/2023	59443	Environ Svcs Wkr II	N	BC02	01	PERM	1.00		\$ 44,292		Y	N			1
HTH 212	LM	9/10/2022	ABOLISH	59447	Clerk IV	N	SR10	03	TEMP	1.00								
HTH 212	LM	5/17/2022	TA ONLY	59454	Human Resources Specialist V	N	SR24	73	TEMP	0.30							TA	

Department of Health - Hawaii Health Systems Corporation
 Vacancy Report as of November 30, 2022

Table 11

Prog ID	Sub-Org	Date of Vacancy	Expected Fill Date	Position Number	Position Title	Exempt (Y/N)	SR Level	BU Code	Perm Temp (P/T)	FTE	MOF	Budgeted Amount	Actual Salary Last Paid	Authority to Hire (Y/N)	Occupied by 89 Day Hire (Y/N)	# of 89 Hire Appts	Describe if Filled by other Means	Priority # to Retain
HTH 212	LM	5/17/2022	12/5/2022	59580	Human Resources Clerk IV	N	SR11	63	TEMP	1.00		\$ 36,564		Y	N			1
HTH 212	LM	4/6/2022	ABOLISH	59581	Clerk II	N	SR06	03	TEMP	0.30								
HTH 212	LM	4/6/2022	2/15/2023	59582	Medical Asst FP	N	HE07	10	PERM	1.00		\$ 46,440		Y	N			1
HTH 212	LM	4/6/2022	2/15/2023	59583	Licensed Practical Nurse FP	N	HE08	10	PERM	1.00		\$ 48,288		Y	N			1
HTH 212	LM	10/1/2022	2/1/2023	59597	Kitchen Helper	N	BC02	01	TEMP	1.00		\$ 44,292		Y	N			1
HTH 212	LM	3/1/2022	1/1/2023	59600	Contracts Manager II	N	SR26	13	TEMP	1.00		\$ 67,205		Y	N			1
HTH 212	LM	5/1/2022	3/1/2023	59601	Surgical Technician FP	N	HE08	10	PERM	1.00		\$ 52,275		Y	N			1
HTH 212	LM	4/1/2022	3/1/2023	59602	Registered Prof Nurse V	N	SR23	09	PERM	1.00		\$ 124,764		Y	N			1
HTH 212	LM	4/18/2022	TA	59630	Operating Room Asst Entry	N	HE04	10	TEMP	1.00							TA	
HTH 212	LM	6/1/2022	ABOLISH	59641	Emergency Room Asst FP	N	HE08	10	PERM	1.00								
HTH 212	LM	7/1/2022	12/1/2022	59643	Registered Prof Nurse IV	N	SR22	09	TEMP	0.90		\$ 106,620		Y	N			1
HTH 212	LM	5/23/2022	2/1/2023	59644	Procurement & Supply Spclt I	N	SR16	13	TEMP	1.00		\$ 47,196		Y	N			1
HTH 212	LM	7/2/2022	TA ONLY	59646	Human Resources Specialist II	N	SR24	73	TEMP	1.00							TA	
HTH 212	LM	6/27/2022	ABOLISH	59647	Clerk III	N	SR08	03	TEMP	1.00								
HTH 212	LM	10/1/2022	12/1/2022	59653	Account Clerk IV	N	SR13	03	PERM	1.00		\$ 39,540		Y	N			1
HTH 212	LM	10/1/2022	2/1/2023	59654	Info Technology Spclt IV	N	SR22	13	PERM	1.00		\$ 55,200		Y	N			1
HTH 212	LM	10/15/2022	2/1/2023	59855	Info Technology Spclt IV	N	SR22	13	PERM	1.00		\$ 55,200		Y	N			1
HTH 212	LM	1/29/2022	3/1/2023	108661	Per Diem Nurse	N	1	79	TEMP	0.30		\$ 32,635		Y	Y			2
HTH 212	LM	1/1/2021	6/1/2023	109320	Staff Physician	Y		00	PERM	1.00		\$ 250,500		y	N			
HTH 212	LM	1/19/2021	6/1/2023	109560	Staff Physician	Y		00	PERM	1.00		\$ 250,500		Y	N			
HTH 212	LM	8/6/2021	ABOLISH	109749	Physician Informaticist	Y		00	TEMP	0.30								
HTH 212	LM	3/9/2020	ABOLISH	109760	Student Helper I	Y		00	TEMP	0.48								
HTH 212	LM	10/2/2021	2/15/2023	109768	Regional Rev Cycle Offcr	Y		00	PERM	1.00		\$ 153,275		Y	N			1
HTH 212	LM	8/9/2021	2/1/2023	109769	Regional Comptroller	Y		00	PERM	1.00		\$ 153,275		Y	N			1
HTH 212	LM	2/5/2022	1/19/2023	109770	Reg Dir HIM, HIPAA & Priv Ofr	Y		00	PERM	1.00		\$ 153,275		Y	N		Contractor	1
HTH 212	LM	6/1/2022	2/15/2023	109799	Per Diem Nurse	N	1	79	TEMP	0.30		\$ 32,635		Y	Y			2
HTH 212	LM	3/22/2022	2/1/2023	109812	Per Diem Nurse	N	1	79	TEMP	0.30		\$ 32,635		Y	Y		Staffing Agency	2
HTH 212	LM	4/25/2022	2/15/2023	109815	Per Diem Nurse	N	1	79	TEMP	0.30		\$ 32,635		Y	Y			2
HTH 212	LN	8/16/2021	2/1/2023	20767	Certified Nurse Aide FP	N	HE04	10	PERM	1.00		\$ 41,700		y	N			1
HTH 212	LN	11/16/2022	2/1/2023	20807	Environ Svcs Wkr II	N	BC02	01	PERM	1.00		\$ 44,292		Y	N			1
HTH 212	LN	12/1/2021	2/1/2023	28042	Certified Nurse Aide FP	N	HE04	10	PERM	1.00		\$ 41,700		y	N			1
HTH 212	LN	4/22/2022	2/1/2023	29261	Certified Nurse Aide Entry	N	HE02	10	PERM	1.00		\$ 40,272		y	N			1
HTH 212	LN	11/1/2021	2/1/2023	33443	Recreational Therapist V	N	SR24	23	PERM	1.00		\$ 62,136	\$ 91,968	Y	N		TA	1
HTH 212	LN	5/1/2022	3/1/2023	34619	Registered Prof Nurse III	N	SR20	09	PERM	0.90		\$ 108,792		Y	N		Staffing Agency	1
HTH 212	LN	6/16/2022	ABOLISH	37020	Secretary II	N	SR14	03	PERM	1.00								
HTH 212	LN	10/16/2022	2/1/2023	40213	Certified Nurse Aide FP	N	HE04	10	PERM	1.00		\$ 41,700		y	N			1
HTH 212	LN	9/1/2022	1/19/2023	54954	Patient Access Rep II	N	SR13	03	PERM	1.00		\$ 50,016		Y	N			1
HTH 212	LN	5/16/2022	2/1/2023	55884	Clinic Receptionist I	N	SR11	03	PERM	1.00		\$ 108,792		Y	N			1
HTH 212	LN	4/30/2016	TA	57344	Automotive Mechanic I	N	BC10	01	TEMP	1.00		\$ 61,632					TA	
HTH 212	LN	7/3/2022	2/1/2023	58050	Certified Nurse Aide FP	N	HE04	10	PERM	1.00		\$ 41,700		y	N			1
HTH 212	LN	7/1/2022	2/1/2023	58587	Environ Svcs Wkr II	N	BC02	01	PERM	1.00		\$ 44,292		Y	N			1
HTH 212	LN	8/24/2022	2/1/2023	58603	Environ Svcs Wkr II	N	BC02	01	PERM	1.00		\$ 44,292		Y	N			1
HTH 212	LN	1/30/2022	2/1/2023	58740	Certified Nurse Aide FP	N	HE04	10	PERM	1.00		\$ 41,700		y	N			1
HTH 212	LN	7/1/2021	1/1/2023	58748	Registered Prof Nurse IV	N	SR22	09	PERM	1.00		\$ 106,620		y	N		TA	1
HTH 212	LN	10/1/2022	ABOLISH	58849	Clinic Receptionist I	N	SR11	03	TEMP	0.30								
HTH 212	LN	2/16/2020	2/1/2023	58852	Environ Svcs Wkr II	N	BC02	01	PERM	1.00		\$ 44,292		Y	N			1
HTH 212	LN	7/27/2022	2/1/2023	58933	Registered Prof Nurse III	N	SR20	09	PERM	0.90		\$ 108,792		y	N			1
HTH 212	LN	11/21/2022	2/1/2023	59053	Kitchen Helper	N	BC02	01	TEMP	0.80		\$ 44,292		Y	N			1
HTH 212	LN	8/16/2022	2/1/2023	59319	Environ Svcs Wkr II	N	BC02	01	TEMP	1.00		\$ 44,292		Y	N			1
HTH 212	LN	5/16/2022	2/1/2023	59328	Licensed Practical Nurse FP	N	HE08	10	TEMP	1.00		\$ 48,288		y	N		Staffing Agency	1

Department of Health - Hawaii Health Systems Corporation
 Vacancy Report as of November 30, 2022

Table 11

Prog ID	Sub-Org	Date of Vacancy	Expected Fill Date	Position Number	Position Title	Exempt (Y/N)	SR Level	BU Code	Perm Temp (P/T)	FTE	MOF	Budgeted Amount	Actual Salary Last Paid	Authority to Hire (Y/N)	Occupied by 89 Day Hire (Y/N)	# of 89 Hire Appts	Describe if Filled by other Means	Priority # to Retain
HTH 212	LN	8/18/2022	2/1/2023	59430	Licensed Practical Nurse Entry	N	HE06	10	TEMP	1.00		\$ 44,652		y	N			1
HTH 212	LN	10/9/2022	2/1/2023	59445	Registered Prof Nurse III	N	SR20	09	TEMP	0.90		\$ 96,732		y	N			1
HTH 212	LN	10/9/2022	2/1/2023	59446	Registered Prof Nurse III	N	SR20	09	PERM	0.90		\$ 96,732		y	N			1
HTH 212	LN	11/8/2021	2/1/2023	59448	Activities Coordinator FP	N	HE10	10	PERM	1.00		\$ 56,616		Y	N		TA	1
HTH 212	LN	11/8/2021	TA	59450	Registered Prof Nurse IV	N	SR22	09	TEMP	0.30							TA	
HTH 212	LN	3/1/2022	1/19/2023	59451	Registered Prof Nurse III	N	SR20	09	TEMP	0.90		\$ 96,732		Y	N		Staffing Agency	1
HTH 212	LN	1/3/2022	12/5/2022	59584	Licensed Practical Nurse FP	N	HE08	10	PERM	1.00		\$ 52,152		Y	N			1
HTH 212	LN	1/3/2022	1/9/2023	59586	Medical Asst Entry	N	HE05	10	PERM	1.00		\$ 43,080		Y	N			1
HTH 212	LN	4/25/2022	2/1/2023	59632	Registered Prof Nurse III	N	SR20	09	PERM	0.90		\$ 96,732		y	N			1
HTH 212	LN	4/25/2022	2/1/2023	59633	Registered Prof Nurse III	N	SR20	09	PERM	0.90		\$ 96,732		y	N			1
HTH 212	LN	6/6/2022	ABOLISH	59636	Cook IV	N	F108	02	TEMP	1.00								
HTH 212	LN	5/4/2022	2/1/2023	59637	Registered Prof Nurse III	N	SR20	09	TEMP	0.90		\$ 96,732		y	N			1
HTH 212	LN	8/23/2022	2/1/2023	59649	Registered Prof Nurse II	N	SR18	09	TEMP	0.90		\$ 96,732		y	N			1
HTH 212	LN	8/23/2022	2/1/2023	59650	Registered Prof Nurse II	N	SR18	09	TEMP	0.90		\$ 81,348		y	N			1
HTH 212	LN	7/25/2022	2/1/2023	59651	Psychiatric Aide Entry	N	HE04	10	PERM	1.00		\$ 41,700		Y	N			1
HTH 212	LN	7/25/2022	2/1/2023	59652	Psychiatric Aide Entry	N	HE04	10	PERM	1.00		\$ 41,700		Y	N			1
HTH 212	LN	5/14/2022	6/1/2023	109318	Staff Physician	Y		00	PERM	1.00		\$ 96,732						
HTH 212	LN	1/1/2022	6/1/2023	109322	Staff Physician	Y		00	PERM	1.00		\$ 250,500						
HTH 212	LN	1/1/2022	6/1/2023	109326	Staff Physician	Y		00	PERM	1.00		\$ 210,000						
HTH 212	LN	1/1/2022	6/1/2023	109332	Staff Physician	Y		00	PERM	1.00		\$ 210,000						
HTH 212	LN	1/1/2022	6/1/2023	109354	Staff Physician	Y		00	PERM	1.00		\$ 250,500						
HTH 212	LN	3/15/2022	6/1/2023	109586	Physician (Extender)	Y		00	TEMP	0.30		\$ 135,000						
HTH 212	LN	1/1/2022	6/1/2023	109741	Physician (Extender)	Y		00	PERM	0.65		\$ 135,000						
HTH 212	LN	5/18/2022	6/1/2023	109743	Medical Director	Y		00	PERM	1.00		\$ 192,610						

Positions Filled and/or Established by Acts other than the State Budget as of November 30, 2022

<u>Prog ID</u>	<u>Sub-Org</u>	<u>Date Established</u>	<u>Legal Authority</u>	<u>Position Number</u>	<u>Position Title</u>	<u>Exempt (Y/N)</u>	<u>SR Level</u>	<u>BU Code</u>	<u>T/P</u>	<u>MOF</u>	<u>FTE</u>	<u>Annual Salary</u>	<u>Filled (Y/N)</u>	<u>Occupied by 89 Day Hire (Y/N)</u>
----------------	----------------	-------------------------	------------------------	------------------------	-----------------------	---------------------	-----------------	----------------	------------	------------	------------	----------------------	---------------------	--------------------------------------

N/A

Department of Health - Hawaii Health Systems Corporation
Overtime Expenditure Summary

Table 13

Prog ID	Sub-Org	Program Title	MOF	FY22 (actual)			FY23 (estimated)			FY24 (budgeted)		
				<u>Base Salary</u> \$\$\$\$	<u>Overtime</u> \$\$\$\$	<u>Overtime</u> Percent	<u>Base Salary</u> \$\$\$\$	<u>Overtime</u> \$\$\$\$	<u>Overtime</u> Percent	<u>Base Salary</u> \$\$\$\$	<u>Overtime</u> \$\$\$\$	<u>Overtime</u> Percent
HTH 215	OR	Leahi Hospital	B	\$ 12,065,524	\$ 737,568	6.1%	\$ 13,119,394	\$ 856,582	6.5%	14,649,076	600,000	4.1%
HTH 215	OR	Maluhia	B	\$ 9,388,414	\$ 955,854	10.2%	\$ 10,343,082	\$ 904,561	8.7%	11,537,740	600,000	5.2%
HTH 212	LF	Kohala Hospital	B	\$ 5,737,408	\$ 888,201	15.5%	\$ 6,095,462	\$ 837,542	13.7%	8,009,292	760,883	9.5%
HTH 212	LG	Kona Hospital	B	\$ 39,952,257	\$ 3,078,197	7.7%	\$ 41,687,119	\$ 3,406,990	8.2%	43,000,005	1,935,000	4.5%
HTH 212	LD	Hilo Medical Center	B	\$ 78,968,936	\$ 6,867,544	8.7%	\$ 86,753,308	\$ 7,025,357	8.1%	92,096,800	7,458,077	8.1%
HTH 212	LE	Hale Ho'ola Hamakua	B	\$ 6,802,080	\$ 1,253,681	18.4%	\$ 7,252,566	\$ 1,238,044	17.1%	7,883,104	1,345,680	17.1%
HTH 212	LH	Ka'u Hospital	B	\$ 10,174,028	\$ 498,628	4.9%	\$ 11,155,518	\$ 546,403	4.9%	15,378,721	753,258	4.9%
HTH 212	LM	Kauai Veterans Memorial Hospital	B	\$ 19,786,746	\$ 852,693	4.3%	\$ 20,494,824	\$ 928,411	4.5%	24,080,390	872,878	3.6%
HTH 212	LN	Samuel Mahelona Memorial Hospital	B	\$ 14,104,212	\$ 924,961	6.6%	\$ 14,135,393	\$ 983,959	7.0%	17,628,108	987,310	5.6%
HTH 210	LB	Hawaii Health Systems Corporation	B	\$ 7,543,946	\$ 77,471	1.0%	\$ 7,794,255	\$ 62,227	0.8%	8,054,255	75,000	0.9%

Department of Health - Hawaii Health Systems Corporation
Active Contracts as of December 1, 2022

Table 14

Prog ID	MO F	Amount	Frequency (M/A/O)	Max Value	Outstanding Balance	Term of Contract			Entity	Contract Description	Explanation of How Contract is Monitored	POS Y/N	Category E/L/P/C/G/S/*
						Date Executed	From	To					
HTH212	B	\$ 103,373	M	\$ 869,882	\$ 766,509	3/1/2014	3/1/2014	7/31/2023	A & B Properties, Inc.	33 Lono Avenue Lease - 5 years with Alexander & Baldwin on Maui	Technical Rep Approves Perform	Y	L
HTH212	B	\$ 15,450	M	\$ 175,000	\$ 159,550	7/25/2017	7/25/2017	7/25/2023	A Career Counseling Center Inc (PULSE360)	Physician Development Surveys - PULSE	Technical Rep Approves Perform	Y	G
HTH212	B	\$ 28,436	A	\$ 113,747	\$ 85,311	5/10/2019	5/10/2019	5/9/2023	Abbott Point of Care	Point of Care Agreement	Technical Rep Approves Perform	Y	S
HTH212	B	\$ 380,841	M	\$ 871,000	\$ 488,036	7/1/2017	7/1/2017	6/30/2023	Access Information Management	Record Storage and Destruction of Files	Technical Rep Approves Perform	Y	S
HTH210	B	\$ 91,342	O	\$ 1,620,502	\$ 648,502	3/29/2018	3/29/2018	3/28/2023	Acclamation Insurance Management Services (AIMS)	3rd PARTY ADMINISTRATION OF WORKERS COMPENSATION CLAIMS	Technical Rep Approves Perform	Y	S
HTH210	B	\$ 45,008	O	\$ 318,000	\$ 100,034	1/1/2017	1/1/2017	12/31/2023	AIMS - Plexus	Anesthesia Information Management System	Technical Rep Approves Perform	Y	S
HTH210	B	\$ 499,401	M	\$ 3,750,000	\$ 3,250,599	7/24/2017	7/24/2017	12/31/2022	Airgas USA, LLC	Airgas: Medical Gas Supply and Related Products/Srvcs	Technical Rep Approves Perform	Y	G
HTH212	B	\$ 217,999	M	\$ 1,265,268	\$ 869,724	4/15/2018	4/15/2018	4/14/2023	Altres Staffing Inc.	Temporary Personnel Staffing Services	Technical Rep Approves Perform	Y	S
HTH212	B	\$ 18,841	O	\$ 137,648	\$ 78,755	11/15/2019	11/15/2019	11/14/2023	American Electric Company, LLC	Infrared thermography & ultrasonic testing of electrical distribution system	Technical Rep Approves Perform	Y	S
HTH212	B	\$ 200,000	O	\$ 1,300,000	\$ 166,472	3/21/2017	3/21/2017	3/20/2023	American Medical Response	Emergency Medical Services	Technical Rep Approves Perform	Y	S
HTH212	B	\$ 4,269	O	\$ 500,000	\$ 495,732	9/25/2018	9/25/2018	9/24/2023	Baker & Hostetler LLP	Legal Services	Technical Rep Approves Perform	Y	S
HTH212	B	\$ 17,099	O	\$ 500,000	\$ 482,901	9/1/2017	9/1/2017	8/31/2023	Barnes & Thornburg LLP	Legal Services	Technical Rep Approves Perform	Y	S
HTH212	B	\$ 25,100	O	\$ 235,000	\$ 209,900	1/1/2016	1/1/2016	12/31/2023	Belcher, Daniel M.D.	SNF Long Term Care - Belcher	Technical Rep Approves Perform	Y	S
HTH212	B	\$ 1,000	O	\$ 9,000	\$ 8,000	3/14/2018	3/14/2018	3/13/2024	Benchmark Medical, LLC	VCF Registry thru Benchmark Medical LLC, for Imaging	Technical Rep Approves Perform	Y	S
HTH210	B	\$ 826,121	M	\$ 5,000,000	\$ 4,173,880	9/18/2018	9/18/2018	9/17/2023	Blood Bank of Hawaii	2021 Fee Schedule	Technical Rep Approves Perform	Y	S
HTH212	B	\$ 75,000	A	\$ 446,773	\$ 371,773	2/22/2019	2/22/2019	2/21/2024	Brainlab, Inc.	Operating room integration software and system	Technical Rep Approves Perform	Y	S
HTH212	B	\$ 191,346	A	\$ 1,542,911	\$ 49,780	6/3/2019	6/3/2019	5/2/2023	Business Interactions LLC d/b/a Harmony Healthcare IT	Data Archiving	Technical Rep Approves Perform	Y	G
HTH212	B	\$ 119,765	A	\$ 455,934	\$ 336,169	2/13/2019	2/13/2019	2/12/2023	Canon Medical Systems USA, Inc	8 Service Agreements	Technical Rep Approves Perform	Y	S
HTH212	B	\$ 50,871	A	\$ 133,000	\$ 102,408	7/5/2019	7/5/2019	7/1/2023	Carahsoft Technology, Inc.	Business Intelligence Analytics software/vendor	Technical Rep Approves Perform	Y	S
HTH212	B	\$ 19,629	A	\$ 125,568	\$ 105,567	1/1/2019	1/1/2019	12/31/2023	Cardone Record Services Inc	Medical Records Services and MrView Licensing	Technical Rep Approves Perform	Y	S
HTH212	B	\$ 126,557	O	\$ 200,000	\$ 73,443	3/16/2011	3/16/2011	3/16/2023	Care Fusion Solutions, LLC	Pyxis Products for Kau's EMR	Technical Rep Approves Perform	Y	S

Department of Health - Hawaii Health Systems Corporation
Active Contracts as of December 1, 2022

Table 14

Prog ID	MO F	Amount	Frequency (M/A/O)	Max Value	Outstanding Balance	Date Executed	From	To	Entity	Contract Description	Explanation of How Contract is Monitored	POS Y/N	Category E/L/P/C/G/S/*
HTH212	B	\$ 157,850	O	\$ 6,570,953	\$ 1,420,415	7/2/2017	7/2/2017	2/9/2025	CareFusion Solutions, LLC	CareFusion - Pyxis -	Technical Rep Approves Perform	Y	G
HTH210	B	\$ 1,368,347	O	\$58,733,520	\$ 1,007,718	7/21/2011	7/21/2011	7/20/2023	Cerner Health Services, Inc. - Part B (older documents only)	Cerner - Electronic Medical Records System (older documents only. See ID 11-0086 for data)	Technical Rep Approves Perform	Y	S
HTH212	B	\$ 1,531	M	\$ 9,700	\$ 8,169	7/9/2018	7/9/2018	7/11/2024	Chargepoint, Inc.	Chargepoint Service Agreement	Technical Rep Approves Perform	Y	S
HTH212	B	\$ 6,893	A	\$ 34,465	\$ 27,572	5/3/2019	5/3/2019	3/2/2024	CIVCO Medical Instruments Co. Inc.	ASTRA extended warranty ultrasound	Technical Rep Approves Perform	Y	S
HTH212	B	\$ 54,840	M	\$ 658,080	\$ 603,240	6/29/2020	6/29/2020	6/28/2024	Clinical Laboratories of Hawaii,LLP	Lease Agreement	Technical Rep Approves Perform	Y	S
HTH212	B	\$19,930,999	O	\$54,000,000	\$34,069,001	6/29/2020	6/29/2020	6/28/2024	Clinical Laboratories of Hawaii,LLP	Laboratory Services and anatomic and clinical pathology	Technical Rep Approves Perform	Y	S
HTH212	B	\$ 944	M	\$ 56,611	\$ 55,667	1/1/2018	1/1/2018	12/31/2023	Clinical Laboratories of Hawaii,LLP	Medical Office Lease Agreement Kauai	Technical Rep Approves Perform	Y	S
HTH212	B	\$ -	O	\$ 110,000	\$ 110,000	12/17/2022	12/17/2022	12/16/2024	Clinical Laboratories of Hawaii,LLP	Employee Tox Testing	Technical Rep Approves Perform	Y	S
HTH210	B	\$ 167,967	O	\$ 1,450,000	\$ 324,676	12/31/2013	12/31/2013	6/30/2023	CloudWave (Park Place International, LLC)	Disaster Recovery Cloud Services	Technical Rep Approves Perform	Y	S
HTH210	B	\$ 2,832,537	A	\$45,000,000	\$42,167,463	6/29/2016	6/29/2016	6/28/2023	CompHealth	Locum Tenens Physicians and Advanced Practice HCP's	Technical Rep Approves Perform	Y	S
HTH212	B	\$ 82,374	O	\$ 350,000	\$ 267,626	2/13/2018	2/13/2018	2/12/2023	Davis Wright Tremaine	Legal Services	Technical Rep Approves Perform	Y	S
HTH212	B	\$ 53,250	M	\$ 925,963	\$ 72,392	11/1/2011	11/1/2011	8/31/2023	Day-Lum Rentals & Management, Inc.	Medical Office Lease - Ortho Clinic	Technical Rep Approves Perform	Y	L
HTH212	B	\$ 24,000	M	\$ 149,536	\$ 125,536	1/1/2017	1/1/2017	11/30/2023	Day-Lum Rentals & Management, Inc.	PCMC Short Term LEase	Technical Rep Approves Perform	Y	L
HTH212	B	\$ 300	O	\$ 310,000	\$ 309,700	11/15/2017	11/15/2017	5/13/2023	Deer Oaks EAP Services, LLC	Employee Assistance Services Provider	Technical Rep Approves Perform	Y	S
HTH212	B	\$ 2,100	M	\$ 175,000	\$ 54,996	2/19/2016	2/19/2016	12/31/2023	Dolan M.D., Lynda M.	SNF Long Term Care - Dolan	Technical Rep Approves Perform	Y	S
HTH212	B	\$ 220,000	A	\$ 456,000	\$ 236,000	12/1/2019	12/1/2019	11/30/2023	Douglas Rose	EHMG - Family Medicine w/OB	Technical Rep Approves Perform	Y	S
HTH212	B	\$ 45,913	O	\$ 209,706	\$ 43,708	8/16/2019	8/16/2019	8/15/2023	Dr.First.com, Inc. - e Prescribe Interface	Dr.First.com - e-prescribe interface for Meditech EMR NTE based on 5 year term	Technical Rep Approves Perform	Y	S
HTH212	B	\$ 5,708	O	\$ 29,698	\$ 23,990	11/1/2019	11/1/2019	10/31/2023	Dude Solutions	Maintenance department work order system	Technical Rep Approves Perform	Y	S
HTH212	B	\$ 48,984	O	\$ 73,214	\$ 24,231	8/1/2017	8/1/2017	7/31/2023	Eaton Corporation	Preventative Maintenance - MRI UPS	Technical Rep Approves Perform	Y	S
HTH212	B	\$ 14,187	A	\$ 91,890	\$ 77,703	5/31/2017	5/31/2017	8/16/2023	Elekta, Inc.	Cancer Registry	Technical Rep Approves Perform	Y	G
HTH212	B	\$ 1,400	O	\$ 10,000	\$ 8,600	9/24/2019	9/24/2019	9/23/2023	Elemental Guidance, LLC	Psychologist for Residency	Technical Rep Approves Perform	Y	S
HTH212	B	\$ 57,500	M	\$ 500,000	\$ 100,077	11/30/2011	11/30/2011	11/30/2025	Executive Health Resources, Inc.	New Contract to continue services with Executive Health Resources	Technical Rep Approves Perform	Y	S
HTH212	B	\$ 8,111	O	\$ 78,796	\$ 6,489	9/2/2016	9/2/2016	9/1/2023	Facilities Survey, Inc.	CMS Subscription Services	Technical Rep Approves Perform	Y	S
HTH212	B	\$ 9,251	O	\$ 27,237	\$ 17,985	11/15/2018	11/15/2018	11/14/2024	Fire Door Solutions	Annual Life Safety Inspection	Technical Rep Approves Perform	Y	S

Department of Health - Hawaii Health Systems Corporation
Active Contracts as of December 1, 2022

Table 14

Prog ID	MO F	Amount	Frequency (M/A/O)	Max Value	Outstanding Balance	Date Executed	From	To	Entity	Contract Description	Explanation of How Contract is Monitored	POS Y/N	Category E/L/P/C/G/S/*
HTH212	B	\$ 88,981	O	\$ 656,327	\$ 125,418	10/15/2009	10/15/2009	10/14/2024	First Databank	Pharmacy System & Modules for EMR System	Technical Rep Approves Perform	Y	S
HTH212	B	\$ 79,408	A	\$ 400,000	\$ 79,408	2/18/2019	2/18/2019	2/17/2024	Fujifilm Medical Systems, USA	FUJIFILM - KCH Digital Rad Service Contract	Technical Rep Approves Perform	Y	G
HTH212	B	\$ 20,502	M	\$ 2,708,140	\$ 1,538,356	10/1/2012	10/1/2012	9/30/2024	GE Healthcare	OEM Service	Technical Rep Approves Perform	Y	S
HTH212	B	\$ 19,573	O	\$ 175,000	\$ 75,663	2/2/2016	2/2/2016	2/8/2025	Hall, Alice	Legal Services Agreement	Technical Rep Approves Perform	Y	S
HTH212	B	\$ 32,330	A	\$ 1,490,000	\$ 1,354,251	1/9/1998	1/9/1998	12/31/2023	Hawaii Emergency Physician Associated, Inc (HEPA)	Professional Service Agreement	Technical Rep Approves Perform	Y	S
HTH212	B	\$ 27,500	A	\$ 165,000	\$ 52,000	4/1/2017	4/1/2017	3/31/2023	Hawaii Employers Council	Collective Bargaining Advisory Services	Technical Rep Approves Perform	Y	S
HTH212	B	\$ 100,000	O	\$ 480,000	\$ -	3/17/2019	3/17/2019	3/16/2023	Hawaii Gas	FURNISH AND DELIVER LIQUEFIED PETROLEUM GAS (LPG) TO WEST HAWAII REGION FACILITIES	Technical Rep Approves Perform	Y	S
HTH212	B	\$ 15,700	A	\$ 215,000	\$ 15,000	8/8/2014	8/8/2014	8/7/2023	Health Professor, Inc.	Compliance LMS	Technical Rep Approves Perform	Y	S
HTH212	B	\$ 142,831	O	\$ 1,875,732	\$ 1,212,901	8/1/2017	8/1/2017	12/31/2022	Healthcare Association of Hawaii	Membership for HAH, AHCA and AHA	Technical Rep Approves Perform	Y	S
HTH212	B	\$ 290,378	O	\$ 1,520,832	\$ 408,089	11/1/2019	11/1/2019	10/31/2026	Healthstream E-learning	Healthstream E-learning tool	Technical Rep Approves Perform	Y	S
HTH212	B	\$ 3,600	M	\$ 40,000	\$ 26,970	6/21/2017	6/21/2017	12/31/2022	Heintz, Lawrence, Ph.D.	Lawrence Heintz, PhD - Medical Ethicist Services	Technical Rep Approves Perform	Y	S
HTH212	B	\$ 32,260	M	\$ 153,899	\$ 37,002	9/6/2019	9/6/2019	3/5/2024	Hill Rom	Compella Bariatric Beds -	Technical Rep Approves Perform	Y	G
HTH212	B	\$ 1,200	A	\$ 2,400	\$ 1,200	8/1/2019	8/1/2019	7/31/2023	H-ISAC Membership	Annual membership to H-ISAC (Health Information Sharing and Analysis Center).	Technical Rep Approves Perform	Y	S
HTH212	B	\$ 710,971	M	\$ 5,688,251	\$ 710,971	10/13/2013	10/13/2013	4/9/2023	HSS, Inc.	Security Guard Services	Technical Rep Approves Perform	Y	S
HTH212	B	\$ 92,340	A	\$ 280,972	\$ 188,632	1/1/2019	1/1/2019	12/31/2023	iContracts, Inc.	Contract Management System	Technical Rep Approves Perform	Y	S
HTH212	B	\$ 12,501	O	\$ 40,000	\$ 17,292	7/1/2017	7/1/2017	7/1/2024	InfuSystem, Inc	InfuSystem Pump Agreement	Technical Rep Approves Perform	Y	S
HTH210	B	\$ 7,687	A	\$ 2,520,359	\$ 78,500	7/30/2003	7/30/2003	4/30/2023	International Business Machines, DBA IBM Corp	IBM and Lenovo Hardware and Software Maintenance	Technical Rep Approves Perform	Y	S
HTH212	B	\$ 24,717	A	\$ 50,000	\$ 16,000	8/8/2018	8/8/2018	8/7/2023	Ipswitch Inc.	Ipswitch-provides a SaaS (cloud-based) Managed Secure File Transfer (SFTP) service needed to securely transmit data from inside HHSC's network.	Technical Rep Approves Perform	Y	S
HTH212	B	\$ 1,746	A	\$ 150,000	\$ 120,363	4/10/2018	4/10/2018	4/9/2023	Isle Interpret	Isle Interpret - Sign Language Interpreter Services, ASL & Hawaiian SL.	Technical Rep Approves Perform	Y	S
HTH212	B	\$ -	M	\$ 179,934	\$ 139,134	11/30/2015	11/30/2015	11/29/2027	Jackson & Coker Locum Tenens, LLC	Locum Tenens Physician Agency via Medefis	Technical Rep Approves Perform	Y	S
HTH212	B	\$ 192,850	O	\$ 1,000,000	\$ 235,900	2/27/2019	2/27/2019	2/26/2023	Jackson Physician Services	Physician Recruitment	Technical Rep Approves Perform	Y	S

Department of Health - Hawaii Health Systems Corporation
Active Contracts as of December 1, 2022

Table 14

Prog ID	MO F	Amount	Frequency (M/A/O)	Max Value	Outstanding Balance	Date Executed	From	To	Entity	Contract Description	Explanation of How Contract is Monitored	POS Y/N	Category E/L/P/C/G/S/*
HTH212	B	\$ 28,131	M	\$ 200,000	\$ 171,869	4/17/2014	4/17/2014	4/16/2024	JCB Laboratories, LLC	Pharmacy Compounding Agreement - 10 days notice to terminate before 04/16/2017	Technical Rep Approves Perform	Y	S
HTH210	B	\$ 57,809	A	\$ 1,387,129	\$ 158,241	8/28/2009	8/28/2009	9/9/2023	Kronos Incorporated	KRONOS Support/Subscription Revision	Technical Rep Approves Perform	Y	S
HTH212	B	\$ 3,404	O	\$ 125,000	\$ 81,989	12/1/2019	12/1/2019	11/30/2023	Lab Director Consulting Services - Andre Theriault, PhD	Laboratory Director Consulting Services	Technical Rep Approves Perform	Y	S
HTH212	B	\$ 3,404	O	\$ 125,000	\$ 121,596	1/24/2017	1/24/2017	1/23/2023	Language Line Services Inc	Interpreter Services	Technical Rep Approves Perform	Y	S
HTH212	B	\$ -	O	\$ 125,000	\$ 25,000	11/27/2013	11/27/2013	11/26/2023	Language Services Hawaii, LLC	Interpretation and translation services	Technical Rep Approves Perform	Y	S
HTH212	B	\$ 40,965	O	\$ 483,954	\$ 216,491	4/13/2018	4/13/2018	6/30/2023	Laulima Data Alliance		Technical Rep Approves Perform	Y	S
HTH212	B	\$ 19,671	O	\$ 70,078	\$ -	7/1/2019	7/1/2019	6/30/2023	Lexicomp	Agreement for Clinical Drug Information from WOLTERS KLUWER	Technical Rep Approves Perform	Y	S
HTH212	B	\$ 2,383	O	\$ 10,000	\$ 7,617	9/24/2019	9/24/2019	9/23/2023	Lorraine R. Freedle	Psychologist for Residency Group therapy	Technical Rep Approves Perform	Y	S
HTH212	B	\$ 30,655	O	\$ 1,000,000	\$ 913,772	3/1/2018	3/1/2018	2/28/2023	Marr Jones & Wang	Legal Services	Technical Rep Approves Perform	Y	S
HTH212	B	\$ 122,000	O	\$ 1,950,000	\$ 327,572	8/1/2016	8/1/2016	8/22/2023	Matsuura, Peter M.D.	Orthopaedic Physician Call Contract	Technical Rep Approves Perform	Y	S
HTH212	B	\$ 9,392	A	\$ 68,745	\$ 9,302	12/1/2019	12/1/2019	11/30/2023	MCG Health, LLC	Licensing agreement	Technical Rep Approves Perform	Y	S
HTH212	B	\$ 9,563	O	\$ 205,600	\$ 196,037	8/19/2019	8/19/2019	8/18/2023	MDI Solutions Limited	OPENLink Interface Engine Services	Technical Rep Approves Perform	Y	S
HTH212	B	\$ 5,450	O	\$ 112,922	\$ 54,000	5/31/2014	5/31/2014	5/30/2025	MedAssets Supply Chain Systems, Inc.	MedAssets GPO Membership Contract	Technical Rep Approves Perform	Y	G
HTH210	B	\$19,330,194	O	\$40,000,000	\$13,877,255	1/6/2016	1/6/2016	9/9/2023	Medefis, Inc.	Third Party Digital Portal for Traveler and Locums Healthcare Providers	Technical Rep Approves Perform	Y	S
HTH212	B	\$ 47,320	O	\$ 401,960	\$ 100,880	9/30/2016	9/30/2016	9/30/2024	Medical Information Technology Inc.	Needed for e-scripting & for upgrade of EMR	Technical Rep Approves Perform	Y	S
HTH212	B	\$ 783,019	O	\$ 2,000,000	\$ 593,065	3/19/2015	3/19/2015	3/18/2025	Medical Information Technology Inc. (MEDITECH) System Upgrade	System Upgrade	Technical Rep Approves Perform	Y	S
HTH212	B	\$ 36,568	O	\$ 250,000	\$ 77,512	10/1/2016	10/1/2016	9/30/2024	MedPartners HIM, LLC	MedPartners - Registry Reporting for Trauma Registry	Technical Rep Approves Perform	Y	S
HTH212	B	\$ 4,960	O	\$ 10,000	\$ 1,000	4/15/2019	4/15/2019	4/14/2023	MGMA-ACMPE	Physician Compensation & Production Report	Technical Rep Approves Perform	Y	S
HTH212	B	\$ 114,183	M	\$ 750,000	\$ 36,089	7/1/2018	7/1/2018	6/30/2023	Micro-Imaging Hawaii Inc	East Hawaii Region File Storage	Technical Rep Approves Perform	Y	S
HTH212	B	\$ 88,919	M	\$ 1,669,313	\$ 36,089	5/13/2011	5/13/2011	12/31/2024	Morse Communications, Inc	PBX Telephone System for East Hawaii	Technical Rep Approves Perform	Y	S
HTH212	B	\$ -	O	\$ 862,360	\$ 733,799	7/30/2012	7/30/2012	3/30/2024	NOVA BioMedical	Point of Contact - Glucose Testing System	Technical Rep Approves Perform	Y	S

Department of Health - Hawaii Health Systems Corporation
Active Contracts as of December 1, 2022

Table 14

Prog ID	MO F	Amount	Frequency (M/A/O)	Max Value	Outstanding Balance	Date Executed	From	To	Entity	Contract Description	Explanation of How Contract is Monitored	POS Y/N	Category E/L/P/C/G/S/*
HTH212	B	\$ 73,311	M	\$ 1,000,000	\$ 477,723	12/4/2014	12/4/2014	5/15/2027	Oceanic Time Warner Cable LLC	Cable TV Reception	Technical Rep Approves Perform	Y	S
HTH212	B	\$ 10,800	O	\$ 132,000	\$ 96,400	7/23/2018	7/23/2018	7/22/2023	OneMedNet Corporation	OneMedNet: provides secure transfer of digital medical imaging studies.	Technical Rep Approves Perform	Y	S
HTH212	B	\$ -	O	\$ 987,445	\$ 486,077	11/19/2018	11/19/2018	11/30/2025	Optum360 LLC Revenue Cycle License Agreement	RFP for Charge Master Services - for Patient Accounting	Technical Rep Approves Perform	Y	S
HTH212	B	\$ 39,231	M	\$ 165,000	\$ 125,769	6/1/2018	6/1/2018	5/31/2023	Otis Elevator Company	OTIS Elevator Service Agreement	Technical Rep Approves Perform	Y	G
HTH212	B	\$ 8,444	A	\$ 75,000	\$ 66,556	7/27/2018	7/27/2018	7/26/2023	Pacific Island Air Tech Company, Inc.	General Air Conditioning Maintenance	Technical Rep Approves Perform	Y	S
HTH212	B	\$ 571,859	O	\$ 1,897,118	\$ 1,325,259	3/1/2018	3/1/2018	2/28/2023	Pacific Waste, Inc. - HMC Waste Disposal Services	Waste Disposal & Recycling Services for HMC	Technical Rep Approves Perform	Y	S
HTH212	B	\$ 18,725	O	\$ 310,000	\$ 291,275	1/3/2014	1/3/2014	1/2/2024	Palmer, M.C.E., Harold F.	Radiation Safety Officer	Technical Rep Approves Perform	Y	S
HTH212	B	\$ 78,500	A	\$ 817,000	\$ 738,500	10/2/2019	10/2/2019	10/1/2023	Panacea Healthcare	Charge Description Master tool	Technical Rep Approves Perform	Y	S
HTH212	B	\$ 150,000	A	\$ 300,000	\$ 150,000	5/17/2016	5/17/2016	5/16/2023	Pascua Accounting Services, LLC	Accounting services for Maui Region facilities.	Technical Rep Approves Perform	Y	S
HTH212	B	\$ -	A	\$ 1,813,600	\$ 1,767,743	12/19/2017	12/17/2017	6/23/2023	Pershing Yoakley Associates	FMV and Training Services	Technical Rep Approves Perform	Y	S
HTH212	B	\$ 510,457	O	\$ 2,250,000	\$ 1,739,543	1/14/2018	1/14/2018	1/13/2023	Pharmacy Corporation of America, dba Pharmerica	LTC Pharmacy Services	Technical Rep Approves Perform	Y	S
HTH212	B	\$ 29,995	A	\$ 136,228	\$ 106,233	11/12/2019	11/12/2019	11/11/2024	Philips Healthcare	Quote 1-1TZVL90	Technical Rep Approves Perform	Y	G
HTH212	B	\$ 57,055	A	\$ 79,610	\$ 22,555	12/17/2018	12/17/2018	12/16/2023	Philips Medical Systems North America Company	Dosewise Service Contract	Technical Rep Approves Perform	Y	G
HTH210	B	\$ 727,600	A	\$ 3,547,075	\$ 2,819,475	7/16/2018	7/16/2018	7/15/2023	Plante & Moran, PLLC.	Financial Audit Services	Technical Rep Approves Perform	Y	S
HTH212	B	\$ 15,494	A	\$ 7,583,928	\$ 7,568,433	1/1/2011	1/1/2011	9/30/2024	Premier, Inc.	Premier - Quality Assurance/Payor Performance Software.	Technical Rep Approves Perform	Y	S
HTH212	B	\$ 63,683	O	\$ 399,065	\$ 335,382	10/1/2016	10/1/2016	12/31/2024	Press Ganey Associates, Inc.	Master Service Agreement for Physician & Employee Satisfaction suveys	Technical Rep Approves Perform	Y	S
HTH212	B	\$ 2,500	O	\$ 50,000	\$ 47,500	1/17/2017	1/17/2017	1/16/2024	Pu'ulu Lapa'au	Physician Impairment Monitoring	Technical Rep Approves Perform	Y	S
HTH210	B	\$ 3,060,126	O	\$21,078,957	\$18,018,831	9/1/2016	9/1/2016	8/31/2023	Quantum Plus Inc	General Medical Hospitalist Program & Hospital-Based Post-Acute Services	Technical Rep Approves Perform	Y	S
HTH212	B	\$ 24,297	O	\$ 176,334	\$ 152,036	8/1/2019	8/1/2019	7/31/2026	Service and Support of Radiographic Contrast Injectors	Service and support of radiographic contrast injector devices which include preventative maintenance and repair services.	Technical Rep Approves Perform	Y	S
HTH212	B	\$ 27,552	O	\$ 295,000	\$ 267,448	1/1/2016	1/1/2016	12/31/2023	Shikuma, Craig M.D.	SNF Long Term Care - Shikuma	Technical Rep Approves Perform	Y	S

Department of Health - Hawaii Health Systems Corporation
Active Contracts as of December 1, 2022

Table 14

Prog ID	MO F	Amount	Frequency (M/A/O)	Max Value	Outstanding Balance	Date Executed	From	To	Entity	Contract Description	Explanation of How Contract is Monitored	POS Y/N	Category E/L/P/C/G/S/*
HTH212	B	\$ 88,661	A	\$ 4,812,218	\$ 2,937,058	9/17/2013	9/17/2013	2/20/2024	Siemens Medical Solutions USA Inc	CT Scanner, UPS & Buildout	Technical Rep Approves Perform	Y	G
HTH212	B	\$ 126,700	O	\$ 506,800	\$ 380,100	9/18/2019	9/18/2019	9/17/2023	Sodexo CTM, LLC	Biomedical PM and Management of Equipment Services	Technical Rep Approves Perform	Y	S
HTH212	B	\$ 125,119	A	\$ 2,336,302	\$ 478,475	4/29/2018	4/29/2018	4/28/2023	Star Protection Agency LLC	Security guard services.	Technical Rep Approves Perform	Y	S
HTH212	B	\$ 105,067	A	\$ 258,953	\$ 153,886	1/1/2019	1/1/2019	12/31/2024	Steris Corporation	Sterilizer, Washer, and Generator Preventative Maintenance	Technical Rep Approves Perform	Y	G
HTH212	B	\$ 29,753	O	\$ 75,000	\$ 45,247	11/1/2016	11/1/2016	10/31/2023	Talksoft Corporation	Appointment Reminder Services for HMC Clinics - provided by Talksoft	Technical Rep Approves Perform	Y	S
HTH212	B	\$ 32,829	A	\$ 500,000	\$ 467,171	2/5/2017	2/5/2017	1/31/2023	The CBORD Group, Inc.	Food Service Information System for Room Service, Cafeteria, Inventory, Patient needs, & records	Technical Rep Approves Perform	Y	S
HTH212	B	\$ 74,275	O	\$ 600,000	\$ 525,725	3/4/2019	3/4/2019	3/3/2024	The SSI Group, LLC	Billing System purchase	Technical Rep Approves Perform	Y	S
HTH212	B	\$ 78,411	O	\$ 500,000	\$ 421,589	8/12/2016	8/12/2016	8/11/2023	The Wellington Group, LLC	Denials Management System	Technical Rep Approves Perform	Y	S
HTH212	B	\$ 1,105	A	\$ 2,210	\$ 1,105	9/1/2019	9/1/2019	8/31/2025	The Wong-Baker FACES Foundation	Licensing for Wong-Baker Pain FACE chart	Technical Rep Approves Perform	Y	S
HTH212	B	\$ 8,526	A	\$ 100,000	\$ 91,474	7/1/2000	7/1/2000	6/30/2025	ThyssenKrupp Elevator Agreement - 1285 Waianuenu Ave	Evergreen elevator maintenance service agreement signed in 2000.	Technical Rep Approves Perform	Y	S
HTH212	B	\$ 82,860	O	\$ 470,000	\$ 36,397	10/2/2018	10/2/2018	10/1/2023	Toshiba Business Solutions (USA) Inc	Managed Print Services to be provided by Vendor	Technical Rep Approves Perform	Y	G
HTH212	B	\$ 6,500	A	\$ 15,000	\$ 8,500	3/11/2019	3/11/2019	2/27/2025	TraceLink, Inc.	Tracelink Services	Technical Rep Approves Perform	Y	S
HTH212	B	\$ 2,000	A	\$ 13,037	\$ 7,037	5/11/2017	5/11/2017	4/10/2023	TraceLink, Inc.	DSCSA (Drug Supply Chain Security Act) Track and Trace Software	Technical Rep Approves Perform	Y	S
HTH210	B	\$ 622,222	A	\$ 2,953,768	\$ 450,171	9/1/2018	9/1/2018	8/31/2023	University Clinical Education & Research Associates	OB/GYN Call Coverage	Technical Rep Approves Perform	Y	S
HTH212	B	\$ 9,289	A	\$ 200,467	\$ 191,178	9/1/2019	9/1/2019	8/31/2024	Varian	Eclipse software support	Technical Rep Approves Perform	Y	S
HTH212	B	\$ -	A	\$ 1,380,101	\$ 1,380,101	4/9/2019	4/9/2019	4/8/2024	Varian Medical Systems	Service agreement for Eclipse	Technical Rep Approves Perform	Y	S
HTH212	B	\$ 95,700	O	\$ 543,400	\$ 118,791	1/1/2018	1/1/2018	12/31/2022	Velaspan, Inc.	Management of Wireless Infrastructure	Technical Rep Approves Perform	Y	S
HTH212	B	\$ 509	A	\$ 5,783	\$ 5,274	7/1/2019	7/1/2019	5/31/2023	Verathon Inc.	Extended service protection plan	Technical Rep Approves Perform	Y	S
HTH212	B	\$ 34,387	O	\$ 35,000	\$ 613	7/23/2019	7/23/2019	7/23/2023	Vertiv Corp	UPS Battery System Prev Maint. & Repair	Technical Rep Approves Perform	Y	S
HTH212	B	\$ 45,680	A	\$ 562,709	\$ 155,001	6/15/2018	6/15/2018	11/30/2025	Vision RT, Inc.	Patient motion management system	Technical Rep Approves Perform	Y	S
HTH212	B	\$ 84,621	A	\$ 169,241	\$ 84,621	11/1/2019	11/1/2019	10/31/2023	Wastewater & Pump Specialties	Sewage Treatment Plant	Technical Rep Approves Perform	Y	S
HTH210	B	\$ 2,855,044	M	\$15,000,000	\$ 6,412,680	6/29/2016	6/29/2016	6/28/2023	Weatherby Locums, Inc.	Locum Tenens Physician Services	Technical Rep Approves Perform	Y	S
HTH212	B	\$ 1,286,000	A	\$ 5,144,000	\$ 3,858,000	10/1/2019	10/1/2019	9/30/2023	West Kauai Anesthesia LLC	Anesthesiologist agreement	Technical Rep Approves Perform	Y	S

Department of Health - Hawaii Health Systems Corporation
Active Contracts as of December 1, 2022

Table 14

<u>Prog ID</u>	<u>MO</u> <u>F</u>	<u>Amount</u>	<u>Frequency</u> <u>(M/A/O)</u>	<u>Max Value</u>	<u>Outstanding</u> <u>Balance</u>	<u>Date</u> <u>Executed</u>	<u>From</u>	<u>To</u>	<u>Entity</u>	<u>Contract Description</u>	<u>Explanation of How Contract</u> <u>is Monitored</u>	<u>POS</u> <u>Y/N</u>	<u>Category</u> <u>E/L/P/C/G/S/*</u>
HTH212	B	\$ 2,000	O	\$ 45,000	\$ 2,000	7/18/2011	7/18/2011	7/17/2025	Western Institutional Review Board, Inc.	IRB services	Technical Rep Approves Perform	Y	S
HTH210	B	\$ -	O	\$ 942,854	\$ 942,854	5/4/2018	5/4/2018	5/3/2023	Xtend Healthcare	Account Resolution Services Master Services Agreement	Technical Rep Approves Perform	Y	S

Department of Health - Hawaii Health Systems Corporation
Capital Improvements Program (CIP) Requests

Table 15

<u>Prog ID</u>	<u>Prog ID</u> <u>Priority</u>	<u>Dept- Wide</u> <u>Priority</u>	<u>Senate</u> <u>District</u>	<u>Rep.</u> <u>District</u>	<u>Project Title</u>	<u>MOF</u>	<u>FY24 \$\$\$</u>	<u>FY25 \$\$\$</u>
HTH 211	1	4	23	47	Lump Sum Kahuku Medical Center	A	3,000,000	\$ 7,000,000
HTH 212	1	1	1	1	Hilo Medical Center, ICU and Medical Surgical Unit Expansion, Hawa	C	50,000,000	\$ -
HTH 212	2	2	Various	Various	Lump Sum Hawaii Health Systems - HHSC Region Projects	A	12,000,000	\$15,500,000
HTH 214	1	5	5	9	Lump Sum Maui Health Systems	A	6,000,000	\$ 6,000,000
HTH 215	1	3	Various	Various	Lump Sum Oahu Region Projects	A	3,000,000	\$ 3,000,000

Department of Health - Hawaii Health Systems Corporation
CIP Lapses

Table 16

<u>Prog ID</u>	<u>Act/Year of Appropriation</u>	<u>Project Title</u>	<u>MOF</u>	<u>Lapse Amount</u> \$\$\$\$	<u>Reason</u>
		None.			

Department of Health - Hawaii Health Systems Corporation
 American Rescue Plan Act Fund Initiatives

Table 19

<u>Prog ID</u>	<u>Amount Allotted</u>	<u>Budget for Personnel</u>	<u>Budget for OCE (Other Than Contracts)</u>	<u>Budget for Contracts</u>	<u>Dates of Initiative</u>		<u>Initiative Description</u>	<u>Appropriating Act or GOV</u>	<u>Is This A New Initiative Or An Enhancement To An Existing Initiative/Program</u>
					<u>From</u>	<u>To</u>			
HTH 212	\$41,238,400	\$ 41,238,400	\$ -	\$ -	7/1/2022	6/30/2023	Salaries and benefits for staff working in and supporting the intensive care units, emergency rooms, and skilled / intermediate nursing facility beds at HHSC's facilities.	Act 248, SLH 2022	Enhancement to an existing program