

**Department of Business, Economic Development & Tourism**  
**Supplemental Budget FY 2019-2020**  
**2018 Hawaii State Legislature**  
**Budget Briefing**

Statement of  
**LUIS P. SALAVERIA**  
**Director**  
Department of Business, Economic Development & Tourism  
Before the  
**HOUSE COMMITTEE ON FINANCE**

Thursday, January 11, 2018  
9:00 AM  
State Capitol, Conference Room 308

Informational Budget Briefing

Chair Luke, Vice Chair Cullen, and Members of the Committee. Thank you for this opportunity to testify on the Department of Business, Economic Development, and Tourism's budget.

I have asked all appropriate Division Managers and Agency Directors to be available with me today to answer any questions you may have.

**Mission Statement:** DBEDT's mission is to support the development of a Hawaii economy that embraces innovation; an economy that is globally competitive, dynamic and productive; and provides opportunities for all Hawaii's citizens.

**Overview:** DBEDT is Hawaii's resource center for economic and statistical data, business development opportunities, energy and conservation information, and foreign trade advantages. The department oversees six divisions and has 11 attached agencies.

**Objectives:** DBEDT's primary objectives are to create broad policy determinations with respect to economic development in the State of Hawaii, and to stimulate opportunities that offer the most immediate promise of expanding Hawaii's economy. The department encourages initiative and creative thinking in developing objectives and activities that are in line with our overall growth strategy.

DBEDT is working to develop an environment that promotes long-term economic growth, encourages entrepreneurship, and facilitates job creation through innovation. At the department, we continue to position the State to compete in today's global economy. Our divisions focus on initiating, promoting, and creating opportunities to develop and grow our innovation workforce.

Overall, our economic growth remains stable. Currently, we have the best labor market in the

nation. At the end of 2017, Hawaii's unemployment rate was the lowest in the nation, our labor force, employment, and payroll job counts were at record high levels in the State's history.

Hawaii's tourism industry continues to grow with visitor arrivals creating another record year and possibly a record year in the coming year as well. Based on the current trend, we may potentially welcome more than 9.5 million visitors in 2018. Our construction industry looks brighter in the coming year, especially in the area of residential construction.

With the State's 100 percent renewable energy goal by 2045, DBEDT is increasing its efforts to build a reliable energy industry for Hawaii. The department is also focused on other areas of innovation, which include global broadband; creative media/film studio complex; and the 80/80 Initiative: a goal for Hawaii to create 80,000 new tech and innovation jobs earning more than \$80,000 annually by 2030.

In addition, we are working on advancing aerospace, foreign trade, exporting locally made products, and increasing international student exchanges to further move the State's economy forward and create new jobs and opportunities for Hawaii's residents.

DBEDT is committed to supporting a vibrant, balanced, and diversified economy that benefits individuals across all income levels in Hawaii. We've been actively working on building infrastructure, attracting capital, and developing talent. We are moving from a service-based economy to a knowledge-based economy that's focused on new and emerging technologies.

Hawaii's economy is transforming right before our very eyes. With our shared understanding of what's needed to advance, Hawaii's future looks bright and the possibilities are endless.

[NOTE: A complete list of operating and CIP requests are on Tables 6 and 15].

### **It's the Administration's Priority to Continue to Developing Hawaii's Innovation Economy:**

Innovation is the key to Hawaii's growth strategy in today's global economy. Innovation drives economic growth, creates jobs, and is necessary to transform the State into a knowledge- and technology-based economy in order to remain competitive around the world.

DBEDT's divisions and attached agencies have organized and aligned their programs to support an entrepreneurial ecosystem. Hawaii has made tremendous progress in support of this ecosystem, which include:

- Co-working spaces opening up around the State
- Startup Weekends and Pitch Events
- 80/80 Initiative
- Neighbor Island Innovation Initiative

- Creative media/film studio complex
- Creative Lab Hawaii
- Broadband – increasing the State’s broadband capacity and speed
- Hawaii State Trade Expansion Program (HiSTEP)
- Student Ambassador Program
- International Student Exchange
- Export tradeshows (e.g. Tokyo Gift Fair)
- Industry showcases (e.g. Honolulu Fashion Week)
- Investor/Education Summits (e.g. VERGE Hawaii, East Meets West conference)
- A continuum of startup capital available, from accelerator programs to Hawaii-based investment funds
- FTZ and NELHA’s new business incubators

**Department Priorities:** DBEDT's budget priorities are based on those initiatives that best meet the following objectives:

- **Create an Innovation Economy** – Create an infrastructure that enables Hawaii’s creative and entrepreneurial talent to turn ideas into products and services in a globally competitive economy. This will, in turn, increase the flow of people, products, services and ideas between Hawaii and export markets.
- **Expand Hawaii’s Clean Energy Initiative** – Grow Hawaii’s clean energy economy through the Hawaii Clean Energy Initiative by transforming how the State uses energy by accelerating the production of renewable and alternative energy, increasing energy efficiency and developing and adopting new technologies, thereby ensuring energy security, long-term environmental quality and benefits to residents.
- **Improve Hawaii’s Business Environment** – Lead public sector efforts to bring about a business environment that is market-driven, and rewards productivity and entrepreneurship.
- **Increase Hawaii’s Broadband Capacity and Speeds** – Expanding the State’s broadband capacity will enable rapid access to information, accelerate business development, connect first responders more efficiently, create telemedicine opportunities for the healthcare industry, enhance educational resources, improve communications networks, enhance telecommuting, and enable smart grid technology.
- **Plan Dynamic Communities** – Plan and develop live-work-play communities to attract and retain a skilled workforce. At the same time, meet the demand for housing by supporting the creation of low- and moderate-income homes for Hawaii’s residents through financing of private sector developments with long-term affordability.
- **Measure and Monitor Economic Conditions** -- Provide economic data and research analysis, and policy recommendations to government agencies and to the business community by making them accessible online.

- **Sustain the Visitor Industry** – Develop and implement Hawaii’s strategic and marketing plan for tourism to sustain a healthy visitor industry through alignment of global marketing programs with Hawaii’s distinctive products, natural resources, the Hawaiian host culture and multi-cultures.

**Hawaii’s Economic Conditions:** We have the best labor market in the nation, lowest unemployment rate, and record levels of labor force, employment, and job count.

[NOTE: On January 2, 2018, Dr. Eugene Tian did a presentation to the Legislature on current economic conditions for Hawaii’s economy. The PowerPoint presentation is attached.]

## **BUSINESS DEVELOPMENT & SUPPORT DIVISION – BED 100**

**MISSION:** The Business Development & Support Division (BDS) promotes industry development and diversification in Hawaii by supporting existing and emerging industries; attracting new investment and businesses that can create more high-skilled, quality jobs in the State; increasing exports of Hawaii products and services; expanding Hawaii's participation in global trade and commerce; and by supporting small business and community-based organizations.

**ECONOMIC AND FISCAL CONDITIONS:** BDS's share of DBEDT's general funds restriction creates hardships on the Division's ability to undertake planned projects and activities to meet its intended goals.

### **NOTABLE PERFORMANCE MEASURES, EXPECTED OUTCOMES, AND RECENT RESULTS:**

- **Hawaii State Trade Expansion Program (HiSTEP):** BDS's export program targets growth companies to increase export revenues and capital. In the sixth year of this program, BDS has participated in over 30 international and domestic trade shows and retailer promotions. More than 500 Hawaii companies from industries ranging from fashion, food, gifts, education, to life sciences, were featured at various DBEDT-produced Hawaii Pavilions in Japan, Taiwan, China, and major U.S. Cities such as Orlando, Salt Lake City, San Francisco, San Diego, Chicago, Boston, Philadelphia and Las Vegas.

To continue this export program, the division won a competitive grant award of \$400,000 from the U.S. Small Business Administration (SBA). The division's proposal included a series of overseas and domestic trade shows, training and cost share programs. In total, during the six years that this program has been in operation, the division has been awarded \$2.9 million in grant monies.

In 2017, HiSTEP activities helped 147 companies and resulted in \$19.3 million in export sales. Additionally, 180 companies participated in 11 export readiness training sessions.

*2018 goal: Secure \$750,000 SBA award; assist 135 companies; and achieve \$25 million in export sales.*

- **International Student Attraction:** Within Hawaii's overseas offices in Taiwan and Beijing, the Division has established Hawaii Education Service Centers to attract and increase international students at Hawaii's schools, colleges and universities. The Hawaii Education Service Centers work with the DBEDT-organized Study Hawaii Education Consortium of 30 schools. The division and its overseas offices, in collaboration with Study Hawaii, led a delegation of seven journalists from Europe, South America, and Asia to help promote education in Hawaii. It also established the Student Ambassador Program to engage the international students visiting Hawaii to

promote Hawaii among its peers. For 2016, a direct result of this effort has brought over 1,000 students and teachers in school group visitations, exchanges, and short and long term study enrollment with \$12.8 million of direct economic impact.

*2018 goal: Attract 1,500 students; and generate \$19 million in economic output.*

- **2017 Tokyo International Gift Show:** In September 2017, DBEDT organized a strong delegation representing over 70 Hawaii companies to promote a diverse selection of high-end Hawaii-made products as part of the Hawaii Pavilion at the 2017 Autumn Tokyo International Gift Show. The Tokyo International Gift Show is the largest international trade show in Japan with more than 190,000 distributors, wholesalers, brokers and retailers attending the three-day trade show. Leveraging Hawaii's strong brand in Japan, 2017 marked the sixth year that DBEDT has led an export promotion mission to Japan. Hawaii exhibitors reported short- and mid-term sales of over \$13.2 million, which results in an economic impact of \$21.8 million.

*2018 goal: 70 companies participating and reporting \$15 million in direct and mid-term export sales.*

- **“Buy Hawaii, Give Aloha” Consumer Fairs in Japan:** DBEDT participated in two consumer fairs in Japan: the Hawaii Expo 2017 in Tokyo, with 15 vendors in July, and at the Hankyu department store in Osaka, in July with another 77 vendors. Total exposure for the two fairs was in excess of 267,000 consumers. Actual and projected sales as a result of participating in the fairs topped \$2.46 million.

*2018 goal: 80 vendors topping \$3 million in over-the-counter sales.*

- **Enterprise Zones (EZ):** The EZ Partnership Program is a joint state-county effort intended to stimulate—via tax and other incentives—certain types of business activity, job preservation, and job creation in areas where they are most appropriate or most needed. At the end of 2016, the companies eligible to receive EZ benefits reported 1,495 new or maintained jobs statewide. There were 227 companies enrolled in the EZ Program at the end of 2016.

*2018 goal: 225 companies enrolled at the end of FY 2018.*

- **Hawaii Small Business Fair:** The Hawaii Small Business Fair co-sponsored by DBEDT again achieved success with attendance of over 250 entrepreneurs each at the main and mini-fairs.

*2018 goal: Total 550 attendance at the twice-yearly fairs.*

- **International Affairs:** The Division produced the Hawaii-Hokkaido Sister-State signing event. The Division also organized two missions to promote trade and investment: with the Hawaii-Hiroshima Sister-State Committee to Hiroshima, and to Hokkaido.

*2018 goal: Sign Sister-State agreement with Goa, India; and commemorate the 25<sup>th</sup> anniversary of Sister-State with Taiwan.*

**FEDERAL FUNDS:** In October 2017, DBEDT's HiSTEP was awarded \$400,000 via a competitive grant from the U.S. Small Business Administration (SBA) to increase the number of Hawaii small businesses that export, as well as to increase the dollar amount of exports from small businesses already involved in global markets. HiSTEP is a comprehensive program involving training, trade shows, consumer shows, and direct company assistance. DBEDT must compete again for federal funding from the SBA for up to \$750,000 in 2018.

**Federal Award Title:** State Trade Expansion Program  
**CFDA Number:** 59.061.

**NON-GENERAL FUNDS:** Hawaii Community-Based Economic Development Revolving Fund, State Trade and Export Promotion, State Trade Expansion Program, State Disaster Revolving Fund. <https://budget.hawaii.gov/wp-content/uploads/2017/12/BED-NGF-2018-Leg.pdf>

**BED 100 EXECUTIVE BUDGET ADJUSTMENT:**

- **\$50,000** to conduct activities to attract and recruit international students to study in Hawaii.
- **\$700,000 increase ceiling of STEP Grant Fund** in order to accept and expend funds in the STEP federal program.
- **\$150,000 for the commemoration of the 150<sup>th</sup> Anniversary of Japanese Immigration to Hawaii.**
- **\$50,000 for the commemoration of the 25<sup>th</sup> Anniversary of Hawaii-Taiwan Sister-State.** To conduct a trade and investment mission to Taiwan; produce a community business promotion event locally to commemorate the 25<sup>th</sup> anniversary.

**LAND USE COMMISSION – BED 103**

**MISSION:** The Land Use Commission (LUC) works with the Hawaii State Legislature, County Planning Departments, interest groups and landowners to define constitutionally mandated standards and criteria for the classification of land, assist in planned growth and protect important agricultural lands in the State of Hawaii. The commission also works with the County Planning Departments to enhance and clarify the special permit process in the Agricultural Land Use District.

The program objectives of the Land Use Commission are to:

- 1) Process, review, and act on petitions for district boundary amendments, which involve lands more than 15 acres in the State Agricultural, Rural, and Urban Districts, and all petitions seeking reclassification of lands in the Conservation District;
- 2) Review and act on applications for special permits in the Agricultural and Rural Districts which are more than 15 acres;
- 3) Develop, in conjunction with the counties and the State Legislature, maps and boundary designations for all of the State's Important Agricultural Lands (IAL);



- 4) Designation of IAL for protected status;
- 5) Process private landowner petitions for designation of their lands as Important Agricultural Lands;
- 6) Process motions and boundary interpretation requests; and
- 7) Maintain, update, and disseminate official State land use district maps and land use information.

LUC operates by means of a nine-member voluntary commission, assisted and supported by the executive officer, chief clerk, GIS specialist, three planners and one secretary (seven employees).

**ECONOMIC AND FISCAL CONDITIONS:** Current economic conditions have increased the number of petitions filed with the LUC. In particular, LUC is seeing a significant increase in affordable housing (201H) projects. These are "fast track" projects that are approved or disapproved within 45 days of submission. In addition, the demand for workforce housing and single family residences have resulted in the re-animation of several projects that were approved some time ago but had not been developed for economic reasons. These projects are now being revised and requests are being made for modification or amendment.

Lending terms are currently in flux and there is a retraction of capital available for development of single family homes. As predicted, we are beginning to see a predicted contraction in the real estate industry. Based on historical patterns, LUC is experiencing a significant increase in petitions and motions to amend ahead of the impending slowdown. Due to the housing crisis we are expecting a continued upward trend in 201H projects.

Significantly, with the closure of sugar plantations and the difficulty faced by large-scale farming operations, LUC has seen a number of petitions filed to place land into the Important Agricultural Land Designation. The County of Kauai has completed its designation process and we expect the County of Oahu to bring forward its designation within the next year. With the demise of sugar, this initiative is especially critical in Maui County, however, there has not been any action as yet from the County. We are continuing to work with them in this regard.

**NOTABLE PERFORMANCE MEASURES, EXPECTED OUTCOMES, AND RECENT RESULTS:**

NOTE: Measures of performance are generally not within the control of LUC, but rather are based on the number of petitions filed and the requests made for boundary determinations. In certain years the number of petitions may be higher than others, but the types of petitions handled may have been relatively simple in that year. Other years may show a lower number of petitions reviewed but they may have been significantly more complex resulting in longer times to completion.

- LUC has met all of its requirements with regard to petitions filed in a timely manner. In FY 17, and since FY 12, LUC has met all required action deadlines well within the statutory time period and has reduced the time for response to boundary determinations by 50%.

- Digitizing archived materials and adding another staff person will give LUC the ability to overcome efficiency issues associated with limited resources.
- With the influx of 201H projects (which must be processed within 45 days), LUC has increased efficiency by making rule changes and working directly with petitioners to ensure a fair but expedited process.
- The commission has become increasingly efficient through the use of electronic filings and posting of public documents on a revised website that the time to process petitions has decreased by an average of 30 to 60 days depending on the nature of the petition or motion.
- Following current land use initiatives by the legislature and the administration, LUC is in the process of amending its rules to ensure issues of sustainability and climate change are addressed in its examination of district boundary amendments. Requiring analysis in these areas will ensure that LUC meets its obligations under the public trust doctrine.
- The addition of a third planner following last year's budget appropriation has provided LUC with the ability to ensure compliance with petitions. We anticipate at least two hearings for violation of conditions in the next calendar year.

**FEDERAL FUNDS:** None.

**NON-GENERAL FUNDS:** None

**BED 103 EXECUTIVE BUDGET ADJUSTMENT:** None

### **CREATIVE INDUSTRIES DIVISION – BED 105**

**MISSION:** The Creative Industries Division (CID) is the State's lead agency charged with strengthening Hawaii's creative entrepreneurial ecosystem while growing its vibrant film and media hub in the Pacific. Comprised of the Hawaii Film Office and the Arts and Culture Development Branch, CID's strategic initiatives accelerate growth opportunities and the export of creative content, talent, workforce and infrastructure development, as well as managing statutory programs for film. This builds a thriving ecosystem which is strengthening Hawaii's knowledge-based, creative economy. CID also developed and manages the statewide Creative Lab Hawaii Accelerator, a key component of Hawaii's innovation-based economic strategy.

#### **ECONOMIC AND FISCAL CONDITIONS:**

Restrictions/Partnerships: CID's share of DBEDT's general fund restriction has an impact on program expenses, but the division is working with partners in both government and private sector to accomplish key initiatives, such as the Creative Lab Hawaii Accelerator program in media and music. This program plans to expand to the neighbor islands in 2018 and beyond.

Restrictions/Film Marketing: Areas of marketing and business development for film are impacted by the restriction limiting marketing of Hawaii as a destination for film and television production.

Staffing Capacity & Skill Sets: Film production has had an exceptional year in the 2017 calendar year; on track to exceed \$250M in estimated production expenditures. This has continued to stretch capacity in the film branch. Of primary concern is the need for more tax credit accounting in the film branch. The division is seeking to remedy this through the addition of an accounting unit, as noted in DBEDT's response to the State Auditor. The supplemental budget request for an accounting/auditor consultant will provide specialized production accounting skills to handle the increased Act 89/143 responsibilities.

Hawaii's Creative Economy Growth: Overall, Hawaii's creative economy continues to expand, seeing increased export of creative content, music and cultural arts globally.

- Increase in size of creative sectors by 12 percent since 2007 to present.
- Hawaii's Creative Economy comprised of 52,000 individuals and companies.
- Music and cultural sectors out-perform their national counterparts.

#### **NOTABLE PERFORMANCE MEASURES, EXPECTED OUTCOMES, AND RECENT RESULTS:**

- **Creative Economy Hawaii 2017 Report:** CID issued its annual report, "Hawaii's Creative Industries, Update Report," in partnership with the department's Research and Economic Analysis Division (READ). The report shows Hawaii's creative economy comprised of 52,063 entrepreneurs and small businesses, which contributed \$3.6 billion to Hawaii's GDP, representing 4.3 percent of the State's GDP.
- **Film Production:** Film Production in calendar year 2017 has reached \$276M to date. Feature films included *Jurassic World 2*, *Marvel's Inhumans*, *Jumanji: Welcome to the Jungle* (released December 2017), *Snatched* (released May 2017), and the eighth season of *Hawaii 5-0*. Hawaii could see three television series, including *Hawaii 5-0* in production in 2018.
- **Broadband Fiber Connectivity:** CID has partnered with HSDC and Sohonet/GVS Connect to initiate the installation of a 1 gig to 10 gig high speed fiber hub at the Hawaii Film Studio to increase bandwidth and provide additional capacity for more post production to be headquartered in Hawaii vs. mainland. While it may not be feasible for all post production to be handled for a television series, *Hawaii 5-0* has been increasing their post production in Hawaii for audio and video over the past few years and is excited about the new capacity to maximize efficiencies.
- **Hawaii Film Studio:** The Hawaii Film Studio has completed replacement of the original production cottages with modular units. Construction has been delayed and the film branch continues to work with the Department of Accounting and General Services (DAGS), G70 and the contractor to ensure completion by February 2018.
- **Entrepreneurial Ecosystem Development:** The Creative Lab Hawaii (CLH) Program has mentored a total of 288 creative entrepreneurs who participated in CID's innovative CLH program by participating in the following components: Immersive Programs, Ideation Weekend Programs, Public Programs and hands-on coaching and mentoring by industry leaders in the areas of screenwriting, producing, broadband/new media, music, and interactive media.

- CLH Music Immersive: During the 2016 five-day Music Immersive program, 24 songs were produced, among them three songs were sold to a major entertainment studio, two licensed to STARZ cable network, and two licensed for a year-long international advertising campaign. All artists will receive royalties as noted in their agreements, augmenting the traditional income streams from touring, downloads and CDs to now include new ways to monetize their original works in film, television, commercials and interactive media.
- CLH Writers Immersive: Three scripts have been optioned at various amounts, among them Hawaii Island's Amy Bircher's *Victorian Christmas*. During one of the CLH networking events, a screenwriter made an introduction to a producer contracted by Lifetime Network. Her screenplay for the short film, *Delivering Christmas*, aired on Lifetime on December 3, 2017. From this work, she has landed a full length script deal for the Hallmark Channel. Maui screenwriter, producer, director, Brian Kohne's feature film project, *Kuleana*, premiered at both the Maui Film Festival and the Hawaii International Film Festival, including mainland festivals where it won several awards. From the Interactive media cluster, Tracy Davidson published her Tourism & Leisure App, *Tracy's Map*, on iTunes and Android. And, 2013 Writer Immersive fellow, Jason K. Law, started filming his feature film, *Hanalei Bay*, in co-production with Japan. CLH-selected fellows attended some major networking markets such as ASCAP I Create Music Expo, Game Development Conference, VidCon and American Film Market, where they had the opportunity to pitch their projects, meet with investors and decision makers and had other networking opportunities.

**FEDERAL FUNDS:** Through the U.S. Department of Commerce, Economic Development Administration, CID received a grant of \$400,000 during 2014 for the Creative Lab Hawaii (CLH) Program. Although CID is not at risk of losing these funds, they end in March 2018. Federal funds support the CLH program's expansion in subject matter and geographic coverage to include the neighbor islands, to strengthen Hawaii's creative entrepreneurs' capacity for success. CID is requesting an additional \$250,000 in federal funds to support CLH for FY18-19 to continue the program. As this program runs throughout the year, any reduction to the operating budget will impact the entrepreneurial pipeline of projects initiated by creative entrepreneurs in the CLH program.

**Federal Award Title:** Hawaii Creative Industries Innovation Ecosystem Development Project

**CFDA Number:** 11.307 – Economic Adjustment Assistance

**NON-GENERAL FUNDS:** Technical Assistance for Entrepreneurs, Creative Industries Division Special Fund. <https://budget.hawaii.gov/wp-content/uploads/2017/12/BED-NGF-2018-Leg.pdf>

**BED 105 EXECUTIVE BUDGET ADJUSTMENT:**

- \$50,000 – Accounting/Audit Services are necessary to support implementation of Act 143 including production report reviews, on-going data collection and metrics

associated with economic impacts and reporting responsibilities per statute for the film tax credit program.

### **FOREIGN-TRADE ZONE DIVISION – BED 107**

**MISSION:** The Foreign-Trade Zone Division No. 9's (FTZ 9) mission is to establish, maintain, and administer general-purpose Foreign-Trade Zones and special-purpose Foreign-Trade Subzones throughout the State; provide storage and distribution services to firms engaged in import/export of merchandise; and lease office, warehouse, and manufacturing space to firms engaged in international trade. The FTZ receives no general funds. FTZ 9 has over 330 clients, providing revenues of close to \$2 million annually, which supports the program. During the last reporting year in its report to Congress, FTZ 9 had more than \$7 billion in cargo and merchandise transited through FTZ sites in Hawaii.

**ECONOMIC AND FISCAL CONDITIONS:** International trade activity has grown significantly over the past several years, countering a downward trend in activity in 2015, with a rebound in growth late in 2016, which continued into 2017. This reflects recent instability in the global marketplace and can be attributed to a decrease in U.S. investment and an increase in U.S. protectionism. Hawaii's economy, however, remains stable and continues to grow at a steady rate. Although overall FTZ activity reflected a decrease from the previous year, there were significant highlights, most notably at the Pier 2 facility. All 75 offices at the FTZ are leased to those who engage in international trade or who support and develop the trade community. Utilization of the program's six-acre warehouse continues to maintain a very high capacity of cargo storage and distribution. Over the past year, the FTZ has continued to work to diversify its tenant base to include companies in the renewable energy and digital media development sectors of the economy. This allows for a wider base of clients and greater opportunities to grow and sustain international trade opportunities in diverse, emerging economic sectors for international business.

### **NOTABLE PERFORMANCE MEASURES, EXPECTED OUTCOMES, AND RECENT RESULTS:**

- The Hawaii Foreign-Trade Zone program continues to have the highest number of Zone Project users in the nation at 378 firms.
- Hawaii's Foreign-Trade Zone project continues to remain in the top 25 FTZs in the nation, with total exports annually reaching nearly \$430 million, 19<sup>th</sup> highest in the nation according to the Foreign-Trade Zones Board Annual Report to Congress. FTZ 9 ranked 21<sup>st</sup> highest in the nation for exports from warehouse/distribution activity.
- Total value-added and manufacturing activities was over \$4.7 billion from the Hawaii FTZ project.
- Capital Improvement projects within the State's FTZs totaled nearly \$49 million.
- The Foreign-Trade Zone Pier 2 location continues to be the host site for the Hawaii Pacific Export Council (HPEC) and the Export Training initiative. This past year, the HPEC

was awarded the honor of top District Export Council in the nation for its work in creating and implementing a highly-successful, mentor based export training program.

**FEDERAL FUNDS:** None.

**NON-GENERAL FUNDS:** FTZ Special Fund.

<https://budget.hawaii.gov/wp-content/uploads/2017/12/BED-NGF-2018-Leg.pdf>

**BED 107 EXECUTIVE BUDGET ADJUSTMENT:** None.

### **HAWAII TOURISM AUTHORITY – BED 113**

**MISSION:** The Hawaii Tourism Authority (HTA) is the official agency for tourism in the State of Hawaii. Among its responsibilities, HTA is charged with setting tourism policy and direction; developing and implementing HTA’s tourism strategic and brand management plan; managing programs and activities to sustain a healthy visitor industry; and coordinating tourism-related research, planning, promotional and outreach activities. HTA serves as a vital bridge between government and the tourism industry.

HTA is guided by its Strategic Plan. One of HTA’s key strategic roles is managing the promotion of Hawaii’s brand, and supporting programs to help deliver on the brand promise. This work requires HTA, as the overall custodian of the Hawaii brand, and through the execution of the HTA Brand Management Plan, to ensure the alignment of marketing programs with a true Hawaii experience.

HTA accomplishes successful brand management without General Fund appropriations, but through reinvestment of Transient Accommodations Tax (TAT) revenue into its programs. HTA coordinates with global contractors, visitor industry partners, including domestic and international airline carriers, travel trade members, and community stakeholders to ensure marketing and communication efforts are on target and appropriate, and aligned with Hawaii’s distinctive products, activities, natural resources, Hawaiian culture and multi-cultures; in sum, the Hawaii experience.

Relating to the Hawaii experience and delivering on the Hawaii brand promise, HTA has the ability to manage, create and support the development of unique tourism experiences such as community and cultural festivals, sporting events, natural resources and community programs. HTA also directly affects the visitor experience through its support of career development and visitor assistance initiatives, all the while integrating the community and residents considerations and respect for the Hawaiian host culture.

**ECONOMIC AND FISCAL CONDITIONS:** HTA’s economic and fiscal conditions and notable highlights will be discussed separately.

**NOTABLE PERFORMANCE MEASURES, EXPECTED OUTCOMES, AND RECENT RESULTS:** HTA's economic and fiscal conditions and notable highlights will be discussed separately.

**FEDERAL FUNDS:** None.

**NON-GENERAL FUNDS:** Tourism Special Fund, Convention Center Enterprise Special Fund.  
<https://budget.hawaii.gov/wp-content/uploads/2017/12/BED-NGF-2018-Leg.pdf>

**BED 113 BUDGET ADJUSTMENT:** None.

### **HAWAII STATE ENERGY OFFICE (STRATEGIC INDUSTRIES DIVISION) - BED120**

**MISSION:** The mission of the Hawaii State Energy Office (HSEO) is to stimulate the deployment of clean energy infrastructure as a catalyst for economic growth, energy ecosystem innovation and test bed investments. HSEO is the lead for energy planning and policy and deployment support in the State of Hawaii and coordinates high impact solutions for energy efficiency and self-sufficiency among government agencies and the private sector.

**ECONOMIC AND FISCAL CONDITIONS:** HSEO will be facing a financial shortfall beginning in Fiscal Year 2020. An additional allocation from the Environmental Response, Energy, and Food Security Tax to the Energy Security Special Fund (ESSF) will be needed to cover the operational funding for HSEO. HSEO's primary source of funds is the ESSF established under Act 208 (2008) to provide HSEO with a reliable funding source for carrying out Hawaii's energy security and jobs creation agenda. However, the current allocation of funding to the ESSF does not fully support all the personnel and programmatic needs of HSEO. Without an additional allocation, HSEO's ability to plan and carry out its statutory and functional obligations and expectations as Hawaii's lead energy agency will be adversely affected.

### **NOTABLE PERFORMANCE MEASURES, EXPECTED OUTCOMES, AND RECENT RESULTS:**

- **Statewide Renewable Energy Portfolio Standard (RPS):** In its delegated role supporting the State's Energy Resources Coordinator, HSEO develops and advocates for policies, plans, and programs to assist energy stakeholders and regulatory bodies in efforts to achieve Hawaii's statutory Renewable Portfolio Standard (RPS) targets (15 percent by 2015; 30 percent by 2020; 40 percent by 2030; 70 percent RPS by 2040; and 100 percent by 2045). As of the most recent reporting period of December 31, 2016, Hawaii's RPS was 26.6 percent, placing Hawaii well on its way to achieve the 2020 interim RPS target of 30 percent. In particular, HSEO supports legislative policies, regulatory decisions and orders, and the convening of energy stakeholders to make progress on renewable energy generation projects, grid improvements, and other activities that contribute to fulfillment of RPS objectives.
- **Energy Infrastructure:** Convened and coordinated the U.S. Department of Energy, Sandia National Laboratories, and the U.S. Department of the Navy in supporting the

interests of DBEDT and the Hawaii Community Development Authority (HCDA) to improve the energy infrastructure on land holdings of HCDA in the Kalaheo District.

- **Renewable Energy Projects:** The following utility-scale and pilot renewable energy generation projects became or were expected to become operational in 2017:
  - Kuia Solar Project, Maui (2.87 MW).
  - South Maui Renewable Resources Solar Project, Maui (2.87 MW).
  - EE Waianae Solar, Oahu (27.6 MW).
  - Waipio Solar Facility (11 MW).
  - Daniel K. Inouye International Airport (biodiesel) Dispatchable Standby Generation Project (10 MW).
  - Alexander & Baldwin launched a partnership with TerViva to cultivate a pongamia seed oil crop on 250 acres of former sugar plantation lands on Maui.
- **Technical assistance to public and private entities:** Hawaii led the nation in 2017 for the sixth consecutive year, in the per capita value of energy savings performance contracting (EPC). Hawaii's \$372.81 per capita investment in energy efficiency installations has significantly outpaced all other states with second place Washington's value of EPC investments totaling \$191.67 per capita.
- **Hawaii Green Business Program:** A partnership between HSEO, the Hawaii Department of Health, the Board of Water Supply, and the Chamber of Commerce of Hawaii, the program helps businesses implement programs to conserve energy and water, reduce waste, and foster community involvement. From its inception in 2009 through 2017, the program has helped businesses save 19 million kilowatt hours of electricity, 137 million gallons of water and \$6 million in energy costs.
- **VW Settlement:** Governor Ige, in 2017, designated DBEDT the lead agency for purposes of administering the State of Hawaii's \$8.125 million allocation per the Volkswagen Settlement's Environmental Mitigation Trust. HSEO is the primary State agency charged with expending and executing the Eligible Mitigation Actions funded by the Trust. Through data collection, analysis, stakeholder engagement, and public outreach, HSEO is developing Hawaii's Beneficiary Mitigation Plan which will summarize how the State of Hawaii plans to use the settlement funds.
- **EnerGIS Upgrade:** HSEO unveiled an updated version of its Renewable EnerGIS online mapping tool that will make it easier for land owners, developers, residents and policy makers to assess the renewable energy potential of sites statewide as Hawaii moves ahead with its clean energy transformation. Renewable EnerGIS helps users make "first cut" site decisions to determine whether a particular site may be suitable for a renewable energy project.
- **Energy Efficiency Charrettes:** Under the framework of the Hawaii Clean Energy Initiative, HSEO hosted a series of Energy Efficiency Charrettes in 2017 bringing together stakeholders to brainstorm and share ideas about new approaches to unlocking the value of energy efficiency.
- **Utility Model Study:** At the direction of the Hawaii State Legislature, HSEO is conducting a study to evaluate the costs and benefits of various electric utility



ownership models, as well as the viability of various utility regulatory approaches, to aid Hawaii in achieving its state energy goals. The study will engage a wide range of stakeholders and perspectives across all islands, providing multiple opportunities for input and participation. The final report, due in January 2019, will be used to provide a robust assessment that will inform future decisions on utility business models by the governor, Legislature, Public Utilities Commission and other stakeholders.

- **Building Codes:** Pursuant to HRS 107-22(4), HSEO is a voting member and an active participant on the State Building Code Council. In 2017, HSEO was instrumental in advocating for the adoption of the IECC Chapter 3-181.1 State Energy Conservation Code Hawaii Administrative Rules, which Governor David Ige signed into law on March 20, 2017, and was adopted on March 31, 2017.

**FEDERAL FUNDS:** US Department of Energy’s State Energy Program (SEP) Formula Award CFDA 81.041. We do not anticipate any change to the State of Hawaii’s allocation of State Energy Program (SEP) funds in the next year.

**Federal Award Title:** State Energy Program (SEP) Formula – State of Hawaii  
**CFDA Number:** 81.041

**NON-GENERAL FUNDS:** Energy Security Special Fund, Renewable Energy Facility Siting Special Fund, Hawaii Green Infrastructure Bond Fund (Outside State Treasury), HI Green Infrastructure Special Fund (Outside State Treasury).

<https://budget.hawaii.gov/wp-content/uploads/2017/12/BED-NGF-2018-Leg.pdf>

**BED 120 BUDGET ADJUSTMENT:**

- **\$500,000 (MOF: A) State Energy Plan Update (BED 120/SI)**  
As with the initial 2008 Hawaii Clean Energy Initiative (HCEI), due diligence with regard to analyses to support the Energy Plan was completed prior to developing goals and policies. With the swift changes in technologies and innovation, new utility grid concerns, and expanding plans and goals for transportation, we must conduct due diligence by updating and conducting new analyses. Preparing an updated State Energy Plan requires resources.
- **Conversion of Energy Analyst Position (BED 120/SI)**  
An Energy Analyst position (#122382), 100 percent federally funded by repurposed State Energy Program (SEP) - ARRA grant funds, was established and filled in FY18 based on approval from the U.S. Department of Energy. The position supports clean transportation initiatives within HSEO to fulfill the responsibilities of the Lead Agency for Hawaii under the Environmental Mitigation Trust portion of the Volkswagen Settlement.
- **Transfer \$50,000,000 Special Fund Ceiling from the BED120/SI to BED 138/GI**  
Transfer the Special Fund ceiling from HSEO to the Hawaii Green Infrastructure Authority (HGIA) which manages the Green Energy Market Securitization (GEMS) program. As the HGIA was established in 2014 to administer the Hawaii green infrastructure loan program, the Green Infrastructure Special Fund should be moved to the HGIA.

## **OFFICE OF AEROSPACE DEVELOPMENT – BED 128**

**MISSION:** The Hawaii Office of Aerospace Development (OAD) facilitates coordination among Hawaii’s government, private and academic sectors to promote the growth and diversification of Hawaii’s aerospace industry.

**ECONOMIC AND FISCAL CONDITIONS:** The aerospace industry experienced an increase of 1,163 (14.4 percent) jobs over the past five years primarily in scheduled passenger air transportation, which comprises 89.4 percent (8,251 jobs) of the industry. This increase has fueled the influx of tourists to our islands and expanded our economy.

### **NOTABLE PERFORMANCE MEASURES, EXPECTED OUTCOMES, AND RECENT RESULTS:**

- **Unmanned Aerial Systems (UAS)** supports economic growth through public education on the potential safe uses of drones for Hawaii businesses, public safety, law enforcement, environmental, defense, educational agencies, and other groups.
- **Challenger Center Hawaii** assists over 5,000 students in developing creative solutions to “real world” aerospace problems, as well as to explore a variety of possible careers in aerospace.
- **Small Satellite Launch Feasibility Study:** DBEDT and UH’s Hawaii Space Flight Lab will determine the feasibility of a small satellite launch and processing facility on the island of Hawaii. The spaceport would be the Pacific Spaceport Complex Hawaii and would be a site offering both a rail and stool launch pad able to launch liquid and solid booster rockets into equatorial orbit.
- **PISCES** is an attached agency with its own executive board that was initiated by OAD. PISCES promotes applied research to grow sustainable and green industries in aerospace and related sectors in Hawaii, along with associated jobs, workforce development, internships and STEM (science, technology, engineering, and math) programs.

**ECONOMIC AND FISCAL CONDITIONS:** PISCES’ budget for FY18 included \$400,000 for the base budget and a \$200,000 restriction to conduct a Feasibility Study for a Continuous Basalt Fiber (CBF) manufacturing facility in Hawaii.

The base budget supports PISCES’ operations (payroll for 3.1 FTE, occupancy, and modest variable costs). To enable the continuation of applied research, workforce training and STEM programs, PISCES wrote grant proposals and reached out to other state and county agencies for help.

- The NASA STTR grant enabled PISCES to add one full-time technician and cover program expenses.
- Funds from the Hawaii Department of Labor and Industrial Relations supported five (5) college level student internship positions over the summer.
- Funds from Hawaii Technology Development Corporation (HTDC) provided for the fourth year of the PISCES STARS (STEM Aerospace Research Scholars)

- program, a week-long workshop designed to expose high-school girls to STEM occupations in the aerospace sector.
- A grant from the Hawaii County Department of Research and Development for an Unmanned Aerial Vehicle approach for treating fire ants enabled PISCES to provide a new robotics school-year internship for a Hawaii student.

## **NOTABLE PERFORMANCE MEASURES, EXPECTED OUTCOMES, AND RECENT RESULTS:**

### **APPLIED RESEARCH**

- **FY17 Results:**
  - Awarded \$59K NASA STTR Phase I Grant to develop a planetary construction block made with volcanic basalt.
  - Awarded \$8K Hawaii County Dept. of R&D Grant to conduct research on little fire ant control using unmanned aerial vehicles.
  - Presented research papers and participated in forums at Aerospace and Space Exploration Conferences.
  - Participated in the 2nd International Basalt Forum (remotely) and presented research work in basalt.
  - Participated in first International Moonbase Summit on Hawaii Island to lay groundwork for a prototype lunar base in Hawaii.
  - Signed MOU with company to do research on mobility systems for planetary rovers.
- **FY18 Expected Outcomes**
  - Submit five (5) research grant proposals.
  - Present research papers at major Aerospace and Space Exploration conferences.
  - Develop collaborative research agreements with University of Hawaii researchers.
  - Complete Phase I of NASA-funded STTR Project and submit proposal for Phase II award.
  - Complete Hawaii County Dept. of R&D research project.

### **WORKFORCE DEVELOPMENT/OUTREACH**

- **FY17 Recent Results:**
  - Awarded grant by DLIR to employ/mentor five (5) student interns with paid or volunteer positions working on real-life projects in robotics, materials science and hands-on field testing.
  - Awarded grant by HTDC to fund STARS Program for 12 Hawaii high school women for one week.
  - PISCES participated in 30 events, speaking engagements, classroom and school club visits encouraging interest and mentoring involvement in STEM activities.
  - Participated in four (4) science-based TV/Internet programs to increase

PISCES' visibility on a national and international level. These programs included: Xploration Outerspace (2), The Verge's Space Craft series and C-NET.

- Established a credit-based Internship Program with Hawaii Community College in Hilo.
- **FY18 Expected Outcomes**
  - Employ/mentor six (6) interns and student workers during summer.
  - Expand the STARS Program to include more partners and activities, and increase the number of locations where the program takes place.
  - Engage in as many as 15 events, speaking engagements, classroom and school club visits encouraging interest and mentoring involvement in STEM activities.

#### **LONG-TERM ECONOMIC DEVELOPMENT**

- **FY17 Recent Results**
  - Established MOU's with three (3) companies to enable PISCES to expand work in basalt 3D construction, exchange equipment and evaluate different uses for basalt in the local construction industry.
  - Participated in committees in two multi-agency projects: Multi-purpose Processing Facility and Small Satellite Launch Facility.
  - Ground-based Laser Communication Station: Reached out to private company interested in establishing a ground-based laser communication station on Hawaii Island and led efforts in negotiations.
  - Led conversations with company interested in building an innovative launch system facility in Hawaii.
- **FY18 Expected Outcomes**
  - Contact 5 to 10 companies, agencies or entrepreneurs in related fields to explore business and research opportunities for Hawaii.
  - Establish MOU's with companies interested in developing basalt products industry in Hawaii.
  - Continue to participate in Multi-Purpose Processing Facility and Small Satellite Launch Facility projects.
  - Continue involvement with ground-based laser communication station company.
  - Continue involvement with innovative launch system company.

**FEDERAL FUNDS:** NASA STTR \$59,000. The award was made to Honeybee Robotics, Inc., and PISCES as a subcontractor, through the NASA Small Business Innovation Research (SBIR), Small Business Technology Transfer (STTR) Program. This is a "Phase I" grant. "Phase II" grants are independent of Phase I grants and are independently applied for and may or may not be granted. The impact on PISCES is that support for a technician relies on these funds. PISCES plans to restore these funds by applying for

new Grants.

**NON-GENERAL FUNDS:** None.

**BED 128 EXECUTIVE BUDGET ADJUSTMENT:** None.

### **RESEARCH & ECONOMIC ANALYSIS DIVISION – BED 130**

**MISSION:** The Research & Economic Analysis Division (READ) works to enhance and contribute to the economic development of Hawaii by providing data, analyses and policy recommendations on economic issues. READ provides economic forecasts that contribute to long-term statewide planning and infrastructure needs assessment, and also conducts and reports on basic research on Hawaii's economy.

**ECONOMIC AND FISCAL CONDITIONS:** There has been increasing demand for economic data and analysis by the legislature, other government agencies, and the general public. Also, the preparation for the 2020 Census has started. READ has been working effectively by forming special teams on projects with high priorities.

#### **NOTABLE PERFORMANCE MEASURES, EXPECTED OUTCOMES, AND RECENT RESULTS:**

- **Reports:** Produced an average of 50 economic and statistical reports covering all aspects related to Hawaii's economy and the population.
- **Website Information:** READ's website receives an average of 29,000 page views a month.
- **Economic Studies:** READ completed the following studies:
  - Series of economic studies on education, energy, taxation, transportation, and consumer debt;
  - Analysis on the real property tax;
  - Study on the Air Cargo Industry in Hawaii;
  - Study on the Consumer Debt in Hawaii;
  - Report on the Impact of Act 39(17) Relating to Hawaii Movie Theaters; and
  - Updated the studies on Hawaii's Emerging Industry; the Self-Sufficiency Income Standard; and the Hawaii Tax Credit for Research Activities.
- **Support for Government and Business:** READ provided economic data and analysis for government agencies and the business community. These included the monthly passenger count for the Hawaii Tourism Authority to estimate the visitor numbers; and preparing economic documents for the Department of Accounting and General Services, Department of Transportation, and Department of Budget and Finance.
- **State Financial Activities:** READ participated in the activities of the State revenue bond and general obligation bond credit rating and sales.
- **Education and Outreach:** READ delivered an estimated 20 presentations to the local business communities in the State on economic conditions and other issues.

**FEDERAL FUNDS:** None.

**NON-GENERAL FUND:** None.

**BED 130 EXECUTIVE BUDGET ADJUSTMENT:** None.

### **HAWAII GREEN INFRASTRUCTURE AUTHORITY – BED 138**

**MISSION:** Pursuant to Act 211, the Hawaii Green Infrastructure Authority (“Authority” or “HGIA”) was constituted in October 2014 to administer the Green Energy Market Securitization (GEMS) Program. The mission of HGIA is to provide loans for clean energy improvements in order to make clean energy technologies more affordable and accessible to Hawaii consumers. The GEMS Program was created with the recognition that, while the State has seen early success in clean energy adoption, it is in the public’s interest to reduce the cost of clean energy installations and broaden access and affordability of these installations to all ratepayers, including the “underserved” defined as renters, nonprofits and low- and moderate-income households.

**ECONOMIC AND FISCAL CONDITIONS:** With the interconnection changes from NEM to CGS and without the ability to finance storage, it has been a challenge for solar contractors to size the proposed system to meet the 20 percent savings required for GEMS financing. In order to achieve maximum savings for our consumers, HGIA has, and continues to request from the PUC, alternative measures to get consumers savings: financing solar water heaters, solar batteries and other energy efficiency measures (lights, AC, fridge, etc.).

On October 26, 2017, the Hawaii Public Utilities Commission filed Decision and Order No. 34930 which changed the order of loan repayments received to be first applied towards the replenishment of the Public Benefits Fee before payment of HGIA’s program administrative costs. As HGIA is not supported by General Funds, and as loan administration and servicing will continue for 20+ years, this Order requires HGIA to set aside and reserve a portion of the loan funds to ensure proper administration and servicing until the loans are paid in full, resulting in approximately \$50.0 million in GEMS funds remaining to lend.

#### **NOTABLE PERFORMANCE MEASURES, EXPECTED OUTCOMES, AND RECENT RESULTS:**

- 53.2 percent of funds have been committed/expended
- Over 100 consumer loans financed
- 77.5 Gigawatt lifetime production from systems currently installed
- \$36 Million in Electricity Cost Savings from Energy Production

**FEDERAL FUNDS:** None.

**NON-GENERAL FUNDS:** Hawaii Green Infrastructure Special Fund.

<https://budget.hawaii.gov/wp-content/uploads/2017/12/BED-NGF-2018-Leg.pdf>

**BED 138 EXECUTIVE BUDGET ADJUSTMENT:**

- **\$50,000,000 Lending Ceiling.** Transfer the lending ceiling in the Hawaii Green Infrastructure Special Fund (S-395) of \$50 million from BED 120 to BED 138 to support its lending programs for the fiscal year ending June 30, 2019.

**OFFICE OF THE DIRECTOR & ADMINISTRATIVE SERVICES OFFICE – BED 142**

**MISSION:** The Office of the Director provides overall direction and coordination of statewide economic development and energy programs. It formulates and executes economic development policies of the Governor and the executive branch and economic development initiatives proposed and approved by the Legislature. The Administrative Services Office provides internal management, fiscal, budgetary, contract, personnel, information technology and other administrative services in support of DBEDT’s five core programs and ten attached agencies.

- **BROADBAND --**

**MISSION:** The Hawaii Broadband Initiative’s mission is to provide a foundation for economic growth and global competitiveness for Hawaii’s residents and businesses. Broadband facilitates rapid access to all types of information. Broadband provides new opportunities for business development through innovation, expansion, and e-commerce. Broadband connects public safety first responders, police fire, and emergency medical personnel, in crises. Broadband facilitates healthcare delivery and greater equity of access to educational resources. Broadband enables smart grid technology to allow greater amounts of renewable energy on electric grids. Broadband is essential to national security resources in Hawaii. A secure, carrier-neutral, open-access four-bore cable landing site will facilitate the availability of submarine and terrestrial broadband capacity for future decades.

**ECONOMIC AND FISCAL CONDITIONS:** Current technology and state permitting requirements have increased the likelihood that new transpacific broadband cables will bypass Hawaii. While Hawaiian Telcom has landed a new cable in the last year and Hawaiki has started work on a private landing site, Hawaii will continue to need new cables as demand for faster speeds and additional capacity grows at an exponential pace.

**NOTABLE PERFORMANCE MEASURES, EXPECTED OUTCOMES, AND RECENT RESULTS:**

- Completion of all environmental assessments and land use permits needed for a cable landing site will reduce the initial cost of investment and financial risk to global fiber optic cable developers of laying new cables to and through Hawaii.
- Completion of a competitive procurement for a private partner to design, finance, construct, operate, maintain, and market a secure, carrier-neutral, open-access four-bore cable landing site.
- Landing of four new transpacific fiber optic cables at a steady rate over the next 25 years.

- **SMALL BUSINESS REGULATORY REVIEW BOARD --**

**MISSION:** The Small Business Regulatory Review Board (SBRRB) is attached to the Director’s Office, and is responsible for providing recommendations to State and County agencies on new and amended administrative rules that impact small business. The SBRRB is also charged with reviewing existing rules upon requests from small business owners or at the Board’s initiative.

**ECONOMIC AND FISCAL CONDITIONS:** With limited operational funds, the SBRRB continues to be challenged in reaching small business owners in order to optimize the Regulatory Flexibility Act (Chapter 201M, HRS), and continues to have a low profile and does not receive high visibility attention from Hawaii’s small business community.

**NOTABLE PERFORMANCE MEASURES, EXPECTED OUTCOMES, AND RECENT RESULTS:**

- Reviewed and made recommendations to 78 new and amended administrative rules to State and County, both pre- and post-public hearing.
- Reviewed six (6) requests from small businesses for proposed new and amended Hawaii Administrative Rules.

**FEDERAL FUNDS:** None

**NON-GENERAL FUNDS:** None

**BED 142 EXECUTIVE BUDGET ADJUSTMENT:**

- Appropriation of \$10 million in general obligation bonds to fund a secure, carrier-neutral, open-access cable landing site. GO bonds will allow successful completion and amended competitive procurement and implementation of the project.
- Lapse of \$25 million in reimbursable general obligation bonds appropriated by S.B. 892, (2015). The 2017 RFP for a cable landing site was cancelled because acceptable offerors were unable to meet the standard repayment schedule for reimbursable bonds due to the long-term revenue forecasts for this project.

**HAWAII TECHNOLOGY DEVELOPMENT CORPORATION – BED 143**

**MISSION:** The Hawaii Technology Development Corporation (HTDC) is the State of Hawaii’s lead agency to grow the technology industry sector through the development of infrastructure, capital and talent. Infrastructure includes facilities to nurture new companies and innovations. Capital provides the resources required to move the companies to self-sufficiency. Talent supports the fast changing technology environment that is critical for sector growth. The HTDC 80/80 Initiative to create 80,000 new technology and innovation jobs earning more than \$80,000 annual salary by 2030 will diversify the economy and create high-wage job opportunities for the people of Hawaii. HTDC works closely with all of the DBEDT divisions and administers two federally-funded programs assisting manufacturers and demonstrating new alternative energy solutions.



**ECONOMIC AND FISCAL CONDITIONS:** Limited state resources have affected HTDC program funding. Over the past two years, funding for two grant programs that support the creation of high wage jobs were reduced 50 percent and the number of companies receiving awards was reduced. The impact will be a slower pace for companies to achieve self-sufficiency, limited company growth, and a negative impact on meeting the goal of creating 80,000 new jobs by 2030. In 2016, every \$1 the State invested in grant programs generated \$10 in State taxes.

Reduction in federal funding for defense projects has affected HTDC revenues for its Maui facility. Reduced revenue affects HTDC’s ability to provide needed programs such as mentoring, workshops and training for the technology community. HTDC relies on these revenues to provide its programs as it receives no general funds for these programs.

HTDC operates under a highly-leveraged model providing \$8 of service to the State for every \$1 of general funds received. The additional funding comes from rent revenue from the incubation centers, federal contracts (HCATT and INNOVATE Hawaii), consulting contracts, and private sector sponsors for events.

HTDC continues to operate without a long-term lease at the Manoa Innovation Center (MIC). The lease expired in April 2015 and a long-term extension has not been offered by UH; MIC’s rental income from the innovation center is the primary source of income for HTDC’s special fund. The special fund is used to fund program initiatives, any required match for federal grants, as well as staff wages. If the month-to-month lease were to be terminated, and funding for a new facility is not provided, HTDC will lose its income source and will be forced to reduce its staff and programs. HTDC plans to build a replacement incubator facility in the Innovation Block located in Kakaako. Once HTDC receives CIP funding, the new incubator facility will be completed in 4 years.

**NOTABLE PERFORMANCE MEASURES, EXPECTED OUTCOMES, AND RECENT RESULTS:**

- **2016 HTDC Annual Economic Impact Survey**

Number of companies surveyed	150
Est. 2016 Total Revenue	\$388.8 million
Total Economic Impact	\$619.6 million
Income Generated	\$156.2 million
State Taxes Generated	\$27.1 million
Number of jobs	3,094 jobs
Number of jobs in Hawaii	2,687 jobs
  
- **INNOVATE Hawaii program**

Number of manufacturers served	49
Internal Investment	\$17.3 million
Revenue	\$28.2 million
New Employees	72 employees
Jobs Saved	565 jobs

## Hawaii Small Business Innovation Research (HSBIR) program

Number of companies surveyed	37
Est. 2016 Total Revenue	\$59.8 million
Total Economic Impact	\$89.5 million
Income Generated	\$33.9 million
State Taxes Generated	\$5.9 million
Number of jobs	372 jobs

- **HSBIR PHASE 1 GRANT AWARDS, STATEWIDE (FY17)**

Total federal SBIR funding	\$1.49 million
HSBIR matching funds	\$0.494 million
Number of companies	8
Number of new companies	2

- **HSBIR PHASE 2 GRANTAWARDS, STATEWIDE (FY17)**

Total federal SBIR funding	\$13 million
HSBIR matching funds	\$1.9 million
Number of companies	8
Number of new companies	2
Investment ratio	6.84

- **MANUFACTURING ASSISTANCE PROGRAM (MAP) MATCHING GRANT (FY17)**

Total company investment	\$5.54 million
Total matching grant awarded	\$0.932 million
Total applications received	42
Total companies funded	25
Number of new companies	14

- **HAWAII STATE MATCHING FUNDS FOR U.S. OFFICE OF NAVAL RESEARCH ENERGY PROJECTS (HONR)**

Total ONR funding	\$10.2 million
HONR matching funds	\$0.950 million
Number of companies	3 companies

- **NI3 Initiative:** HTDC launched the Neighbor Island Innovation Initiative (NI3) to make the agency statewide. This business mentorship program on Kauai and Hawaii Island provided assistance to 50 companies with the mentors meeting 91 companies in FY17.
- **Incubators:** Manoa Innovation Center and Maui Research and Technology Center incubated 113 companies and entrepreneurs.
- **Outreach Events:** HTDC sponsored 23 events that attracted more than 65,000 participants. Wetware Wednesday hosted 11 monthly networking events attended by more than 900 people. HTDC sponsored 6 hackathons attracting over 700 participants.

**FEDERAL FUNDS:** INNOVATE Hawaii was awarded a new \$500,000 annual contract with the US Department of Commerce’s National Institute of Standards and Technology to support the Manufacturing Extension Partnership (MEP) program for FY17 through FY21. The federal funding requires an in-kind match from HTDC. The program provides direct consulting assistance to manufacturers and administers the MAP and SBIR matching grant programs. Under the current federal administration, the program is in jeopardy of losing its funding. If the federal funds are lost, HTDC would require \$500,000 annual state funding to continue the program. The economic impact is detailed above and includes 4 full time staff. The metrics above demonstrate the importance of the INNOVATE Hawaii program in saving jobs and creating new jobs.

**Federal Award Title:** INNOVATE Hawaii Center Director  
**CFDA Number:** CFDA 11.611, Contract # 70NANB13H129

HCATT’s \$22 million contract with the US Air Force Research Lab has been extended to September 30, 2018. HCATT continues to solicit Federal funding from a variety of sources to diversify its income stream. HCATT currently does not receive any State funding. HCATT operates the only operational renewable hydrogen production and dispensing station on Oahu and over the years has brought more than \$40 million in federal funds into the State, matched by another \$23 million from private partners. HCATT is working in partnership with the U.S. Air Force Research Lab and the Hawaii Air National Guard to design and develop micro grid stations utilizing 100 percent renewable energy. The program includes 5 full time staff.

**Federal Award Title:** The Hawaii Center for Advanced Transportation Technologies National Demonstration Center for Alternative Fuel Vehicles at Joint Base Pearl Harbor Hickam  
**CFDA Number:** CFDA 12.800), Contract # FA8650-11-2-5605

**NON-GENERAL FUNDS:** High Technology Special Fund, The Hawaii Center for Advanced Transport, HTDC Innovate Hawaii, High Technology Development Center, Entrepreneur Sandbox Collab Center, Oahu-Con, High Technology Development Corporation, Chiller Replacement at MRTC, Maui-Eqp, Alternate Energy Research and Development Revolving Fund <https://budget.hawaii.gov/wp-content/uploads/2017/12/BED-NGF-2018-Leg.pdf>

**BED 143 EXECUTIVE BUDGET ADJUSTMENT:**

- **\$500,000 Manufacturing Assistance Program Grant (MAP).** The goal of the program is to reduce the need to import consumer products and make Hawaii companies more competitive in the global market by increasing manufacturing in Hawaii. This is a matching grant program that provides a 20 percent match, up to \$100,000 for manufacturers to purchase equipment, train employees or become more energy efficient. In FY 17, the MAP program was funded at \$1 million and 49 manufacturers applied for the grant and only 25 companies were able to receive funding. In 2016, MAP grant awardees contributed \$515 million in economic impact and generated nearly \$21 million in taxes.

- **\$500,000 Hawaii SBIR phase 2 and phase 3 matching grant program.** Hawaii's technology industry is well known nationally for its companies conducting Research and Development and turning them into products to solve our nation's top challenges. These companies are at the stage where they are ready to turn their high technology research into important products. This matching grant program provides funding to companies to hire staff and purchase equipment and other necessary items to move the company from lab into viable products more quickly. Last year, the program was funded at \$1 million and was able to fund 8 out of the 9 companies applying for funding.
- **\$750,000 Excelerator program.** This funding helps support Hawaii's start-up innovation accelerators. The accelerators are still in their early formation and need financial support to provide the necessary training to equip young entrepreneurs for success. All four accelerators are nationally recognized and ranked as the top accelerators in the country. There are three new accelerators that have been created in the last year to assist young companies to become globally competitive and meet the demand for Made in Hawaii products.

#### **OFFICE OF PLANNING – BED 144**

**MISSION:** The Office of Planning's (OP) mission is to guide the overall growth and development of the State through a statewide comprehensive planning framework. OP prepares plans and planning studies and conducts policy analysis primarily on issues related to land, coastal, and ocean uses. OP administers: the Planning Division, which includes the Special Plans Branch (SPB); Hawaii Coastal Zone Management (CZM) Program; Geographic Information System (GIS) Program; and the \$2 million Brownfield Cleanup Revolving Loan Fund (HBCRLF). OP also administers the Land Use Division (LUD). LUD prepares the State's position on quasi-judicial proceedings before the State Land Use Commission (LUC). The LUD ensures that the LUC's decisions and orders include terms and conditions that protect the State's interest in the long-term, the sustainable use of limited State resources, such as land, water, and State infrastructure facilities. The LUD is also OP's lead division on State Transit Oriented Development (TOD) coordination. The SPB staffs the Special Action Team on Affordable Rental Housing.

**ECONOMIC AND FISCAL CONDITIONS:** State and National fiscal and economic constraints affect the office's ability to operate at full capacity, and also impacts demand for land, coastal and ocean uses which, in turn, impacts natural resources. OP has continued to focus on its core statutory functions, federally-funded programs, and priority project areas of the administration and legislature. OP prepares planning and policy studies, position papers, and reports that provide quality information to decision-makers. Current economic and fiscal conditions have impacted OP's ability to perform periodic reviews of the Hawaii State Plan and key Functional Plans. OP is challenged by staff and resources constraints, but works diligently to maintain its productivity and efficiency.

## NOTABLE PERFORMANCE MEASURES, EXPECTED OUTCOMES, AND RECENT RESULTS:

- **Performance Measure: No. of Plans Prepared in Timely Manner**  
Planned / Estimated FY 2018: 4 total plans
  - Completed Update of the Statewide Comprehensive Economic Development Strategy (2016-2020). The result of a regionally-owned planning process designed to build capacity and guide the economic prosperity and resiliency of an area, the update provides a blueprint for economic development Statewide through a strategy-driven plan for regional economic development. The update allows qualification for Public Works and Economic Adjustment Assistance programs through the U.S. Economic Development Administration.
  - Completed NEPA and Plan Documents for the Hawaii National Estuarine Research Reserve culminating in the State of Hawaii receiving designation of the Hawaii National Estuarine Research Reserve (NERR) for the Heeia area and portions of Kaneohe Bay in Windward Oahu. The designation as the 29th NERR in the National Estuarine Research Reserve System provides an opportunity for coordinated management of resources to collectively achieve not only local goals but the larger goals of the System, and resources towards research to be performed within the NERR. The Hawaii NERR will be managed by the Hawaii Institute of Marine Biology, University of Hawaii.
  - Kalihi 21st Century Transformation Initiative – After a year of collaborating with a broad range of community members, the Office of Planning completed a Governor’s Initiative by publishing a Visioning Document for Kalihi in July 2017. The document reflects the vision that members of the Kalihi community have for the Oahu Community Correctional Center (OCCC), should OCCC relocate to another area. The top two visions for the site are economic development, and appropriate scale of affordable housing units.
  - State TOD Strategic Plan – in the process of being finalized, the Office of Planning has developed a State TOD Strategic Plan which identifies projects on State lands within the TOD Zone established by the City and County of Honolulu, and provides a strategy to move these state projects towards implementation.
  
- **Performance Measure: Number of User Accounts in Statewide GIS Systems**  
Planned / Estimated FY 2018: Increase 8 additional users
  - GIS Modernization – in partnership with the Office of Enterprise Technology Services, the GIS system data now resides in the Cloud, and has converted to an enterprise system. At the start of 2017, the number of GIS users was approximately 442. Due to modernization making GIS more accessible, the first six months of 2017 showed an approximate 20 percent increase to over 550 GIS users in the State including staff in the Governor’s Office and State Legislator offices.

**FEDERAL FUNDS:** Both federal fund grants listed below are subject to annual appropriations by Congress, and funding levels from the National Oceanic and Atmospheric Administration (NOAA) and the U.S. Economic Development Administration, respectively. The CZM program

grant via a cooperative agreement has not lost federal funds over the past 6 six years and, in fact, has increased slightly over that time.

EDA grants are competitive grants that are applied for when federal funding opportunities are announced by the EDA. On average, the Office of Planning is awarded an EDA grant every 2-3 years. The current Federal Administration continually proposes elimination of federal funding for these programs, however, based on annual Congressional appropriations there is no indication that the CZM program and EDA grant are at risk of losing federal funds. In the event of reduction of federal funds for this program and grant, OP would adjust program and project scopes to reduce impacts to the public, while remaining on course to achieve program and grant funding goals.

**Federal Award Title:** Hawaii Coastal Zone Management Program  
**CFDA Number:** 11.419

**Federal Award Title:** Economic Development Administration (EDA) Grants  
**CFDA Number:** 11.307

**NON-GENERAL FUNDS:** Brownfields Cleanup Revolving Loan Fund, Hawaii Coastal Zone Management Program FY 11-12, Hawaii Coastal Zone Management Program FY12-13, Hawaii Sub-Regional Ocean Partnership, Hawaii Coastal Zone Management Program FY13-14, Hawaii Natural Disaster Economic Recovery Strategy, CEDS Implementation, Economic Dev Strategy for Native Hawaiian Communities, Coastal and Marine Spatial Planning, Hawaii Sub-Regional Ocean Partnership II, Hawaii Coastal Zone Management Program FY14-15, Hawaii National Estuarine Research Reserve, Building Code Amendments for Hazards and Climate, CEDS Update, Hawaii Coastal Zone Management Program FY15-16, Hawaii Coastal Zone Management Program FY16-17. <https://budget.hawaii.gov/wp-content/uploads/2017/12/BED-NGF-2018-Leg.pdf>

**BED 144 EXECUTIVE BUDGET ADJUSTMENT:** None.

### **HAWAII STRATEGIC DEVELOPMENT CORPORATION - BED 145**

**MISSION:** The Hawaii Strategic Development Corporation (HSDC) targets long-term economic development opportunities in partnership with private investors. HSDC's mission is to stimulate private investment in Hawaii by establishing programs that co-invest public funds in private organizations to utilize the investment acumen of the private sector.

**ECONOMIC AND FISCAL CONDITIONS:** The Hawaii startup ecosystem has successfully launched a number of companies providing products and services to the national economy. However, it remains difficult for Hawaii companies to raise investment capital in Hawaii relative to other regions on the Mainland.

The Global Aquaculture Industry is beginning to attract investment capital. Hawaii is home to pioneering research and global companies in this industry. In February 2020, Hawaii will host the World Aquaculture Society's America Aquaculture Conference. This will be an opportunity to attract collaborators and investors to Hawaii by showcasing the aquaculture assets in Hawaii and demonstrating our commitment to support innovative companies in this sector.

**NOTABLE PERFORMANCE MEASURES, EXPECTED OUTCOMES, AND RECENT RESULTS:**

- Four accelerators started targeting the software, film/media, clean tech, and value-added food sectors.
- Six investment funds established in partnership with angel, corporate and institutional investors totaling \$49 million.
- The investment funds made 120 investments and their investee companies have attracted \$182 million of private sector investment.
- Achieved the highest private capital leverage on federal funds among all the states in the US Treasury's State Small Business Credit Initiative.
- In 2017, Hawaii was ranked #2 among the smaller 25 states for Growth Entrepreneurship by the Kauffman Foundation. This ranking measured Hawaii's startup activity, share of startup scale-ups and share of high growth companies.

**FEDERAL FUNDS:** In 2011, HSDC received a \$13 million grant under the US Treasury's State Small Business Credit Initiative to fund its venture capital investment program. These funds have been fully encumbered. This was a one-time grant program and there currently are no other Federal programs that provide funds for venture capital investment programs.

**Federal Award Title:** State Small Business Credit Initiative  
**CFDA Number:** 2011SSBCIHI-A

**NON-GENERAL FUNDS:** Small Business Credit Initiative, Hawaii Strategic Development Corporation Revolving Fund, Hydrogen Investment Capital Special Fund.

<https://budget.hawaii.gov/wp-content/uploads/2017/12/BED-NGF-2018-Leg.pdf>

**BED 145 EXECUTIVE BUDGET ADJUSTMENT:** None.

**NATURAL ENERGY LABORATORY OF HAWAII AUTHORITY (NELHA) – BED 146**

**MISSION:** The mission of the Natural Energy Laboratory of Hawaii Authority (NELHA) is to support the development and diversification of the economy of Hawaii by providing resources and facilities for energy and ocean-related research, education, and commercial activities in an environmentally sound and culturally sensitive manner. Key NELHA goals to accomplish this mission include: 1) maintain operational self-sufficiency; 2) maintain and complete build out of Deep and Surface Seawater System; 3) mission critical Research Campus improvements including Blue Tech Incubator; 4) add solar and ocean energy production, energy storage, and hydrogen production, storage and fueling to the development of the Integrated Energy

District; and 5) provide infrastructure for Ocean Centerpiece – 80A development focused on providing a Living Laboratory and Showpiece for Sustainable and Green Technologies.

**ECONOMIC AND FISCAL CONDITIONS:** The current worldwide focus and trend towards sustainability technologies has had a positive impact on the demand for sites at the Hawaii Ocean Science and Technology Park (HOST Park). In particular, worldwide focus on advanced energy has increased the interest in OTEC technology and other forms of alternative energy which will assist NELHA in attracting new businesses and research projects. Another major area of focus for NELHA has been the development of a world-class site for the production marine aquaculture products. A significant portion of the State’s overall aquaculture industry is based at NELHA. Finally, there continues to be strong worldwide demand for desalinated drinking water from NELHA. As such, aquaculture and bottled water have developed into two of the State’s largest export industries. Private sector interests continue to support new projects and expansion in these areas.

The University of Hawaii Economic Research Organization (UHERO) recently completed an update of the 2010 NELHA Economic Impact Study. The report shows that total annual economic impact surged by 40 percent from 2010 to 2013 (\$88Mn to \$122Mn) and generated State tax revenue of \$5.0 million annually. A total of 617 jobs were generated Statewide with 25 percent in key areas of research, science and technology.

**NOTABLE PERFORMANCE MEASURES, EXPECTED OUTCOMES, AND RECENT RESULTS:**

- More than \$70 million in new public and private funded projects at NELHA’s Hawaii Ocean Science and Technology Park have been completed in the past several years to encourage economic and job growth. These projects provide a critical foundation for a stronger entrepreneurial ecosystem to grow Hawaii’s innovation sector particularly in the areas of blue technology and clean energy.
- Completion of West Hawaii’s first business 15,000 sq. ft. incubator in 2016. The incubator is now at 95 percent occupancy and serves as the focal point for providing services to new businesses in West Hawaii for the innovation sector. Much of the private sector growth at NELHA has led to statewide aquaculture production surging by over 150 percent in past several years (\$30 million to \$78 million). Exports are critical to support future economic growth in Hawaii and two of the State’s leading exports come from businesses at NELHA (water bottling and shrimp).
- In advanced energy, the world’s largest grid-connected OTEC facility came online at NELHA in 2015. OTEC is important for the State’s energy future and needs to be part of the equation when the State achieves 100 percent renewable energy by 2045. In addition, the first publically accessible hydrogen production, storage and fueling facility is currently nearing completion at NELHA.

**FEDERAL FUNDS:** During FY 2017, NELHA did not lose any Federal Funds. NELHA recently received \$3 million in Federal Funds from the U.S. Economic Development Agency



(Investments in Public Works, CFDA No. 11.300); \$420,000 from the U.S. Department of Energy via the National Renewable Energy Laboratory; and \$274,426.59 from the U.S. Department of Energy via Sandia National Laboratories. All of these funds have been received and expended or encumbered. NELHA is in the process of applying for several additional federal grants.

**Federal Award Title:** Investments in Public Works

**CFDA Number:** 11.300

**NON-GENERAL FUNDS:** Natural Energy Laboratory of Hawaii Authority Special Fund.

<https://budget.hawaii.gov/wp-content/uploads/2017/12/BED-NGF-2018-Leg.pdf>

**BED 146 EXECUTIVE BUDGET ADJUSTMENT:**

- NELHA is requesting **\$500,000 in General Funds** for an Aquaculture Proof of Concept Center with commercialization services for start-ups in Hawaii’s Aquaculture cluster. The general approach is to create a facility and program at NELHA, using the existing world-class facilities, to attract entrepreneurs in startups to help them expand into the market and find a commercial space for their project.
- **CIP request for \$500,000 in general obligation bond funds** for removal of abandoned deep sea pipelines. A former NELHA tenant closed their business due to bankruptcy 15 years ago and abandoned in place on the ocean bottom offshore six pipelines. These funds will be used to survey and develop a plan to remove the pipelines entirely from the ocean.
- **CIP request for \$250,000 in general obligation bond funds** for design and planning regarding Kona regional seawater air conditioning (SWAC) district. This project will capitalize on investments in NELHA’s existing seawater system design and plan a regional SWAC system. This is a proven technology and an attractive “green energy” investment which will help Hawaii achieve its goal of becoming 100% renewable by 2045.

**HAWAII COMMUNITY DEVELOPMENT AUTHORITY – BED 150**

**MISSION:** The Hawaii Community Development Authority (HCDA) is a public entity created by the Hawaii State Legislature to establish community development plans in community development districts; determine community development programs; and cooperate with private enterprise and the various components of federal, state, and county governments to bring community development plans to fruition. HCDA’s work should result in economic and social opportunities and aim to meet the highest needs and aspirations of Hawaii's people.

HCDA oversees three community development districts designated by the State Legislature. The statutory mission for each district is as follows:

- (1) Kakaako Community Development District – facilitate a mixed-use district whereby industrial, commercial, residential, and public uses may coexist compatibly within the same area;
- (2) Kalaeloa Community Development District – facilitate the redevelopment of Barbers Point Naval Air Station; and
- (3) Heeia Community Development District – facilitate culturally appropriate agriculture, education, and natural-resource restoration and management of the Heeia wetlands.

**ECONOMIC AND FISCAL CONDITIONS:** Consistent with projections, the pace of development continues to decline, which presents different opportunities for HCDA to advance the community development in each of its community development districts. HCDA’s deteriorating fiscal position due to transfer of leased parcels, however, presents challenges in achieving these results.

With the slowdown in development, HCDA will reallocate resources from permitting and permit administration, to focus on the following opportunities:

- Evaluate plan progress with the results of the recent cycle and consider necessary plan updates and amendments.
- Develop and implement capital improvement projects identified in the community development plans.

As this development cycle declines, counter-cyclical investments in infrastructure and public facilities are common to sustain the economy and avoid a crash. HCDA’s deteriorating fiscal position is a limiting factor on pursuing opportunities. Since 2012, when 30-acres of HCDA lands were transferred to OHA in the settlement of a past due claim, HCDA lost approximately \$2 million in annual revenues resulting in deficit spending of discretionary funds of approximately \$500,000, annually. This deficit has been masked by revenues generated by favorable market conditions in the development and financing sectors, which have use restrictions based on program rules codified in Hawaii Administrative Rules.

- Revenues from the public facility dedication program amounted to \$7.5 million in 2016, nil in 2017, and nominal revenue, if any, is expected in 2018.
- Revenues from the reserved housing program amounted to \$844,000 in 2016 and \$755,000 in 2017.
- Revenues from the district-wide improvement program amounted to \$240,000 in 2016, and \$182,000 in 2017, and \$175,000 is estimated for 2018, however, these assessments will expire in 2021.

HCDA's ability to invest and capture the opportunities is limited by competing priorities that further strain HCDA's fiscal position:

- Act 49, SLH 2017 included a proviso, instructing HCDA to fund 19 of its 23 staff positions from its revolving fund, which would increase the deficit by approximately \$2.5 million annually.
- The impact of vandalism and property damage caused by illegal campers in Kakaako has also strained HCDA's revolving fund, which had to pay an additional \$500,000 for repairs and supplemental services to make HCDA parks safe and available to the public.

By diverting funds restricted for the implementation of community development plans, the deficit and projected operating expenses of HCDA would result in the depletion of the revolving fund as soon as 2021.

#### **NOTABLE PERFORMANCE MEASURES, EXPECTED OUTCOMES, AND RECENT RESULTS:**

- **Kakaako:** During 2017, HCDA progress was made to:
  - Approve the development permit for Aalii, a 751-unit residential tower with commercial space at the ground floor, including 150 units for qualified income households.
  - Approve amendments to the HCDA reserved housing program rules, seeking to incentivize and expand the inventory of affordable housing Kakaako.
  - Approve a plan which would supplement the makai area plan and rules, seeking to activate the makai parks as a passive approach to combat illegal campers.
  - Break ground for the affordable rental project, Art Space Lofts.
  - Initiate approximately \$20 million dollar improvements to Kewalo Basin Harbor.

Looking forward, in Kakaako, HCDA will seek to:

- Implement the new parks plan, which will include capital improvements and some amendments to both the makai area and park rules.
  - Consider the mauka area plan and rule amendments for the recent TOD planning efforts which wrapped up in 2017. The plan will improve multi-modal transportation through the district, placing more incentives for development around the corridor.
  - Finalize agreements to move forward with various development projects including the fast lands surrounding Kewalo Basin, Entrepreneur's Sandbox, Innovation Hale, Hale Nohona (630 Cooke Street micro-units), and Hale Kewalo.
- **Kalaeloa:** During 2017 the focus was on infrastructure:
    - A reliable energy study was completed for the Kalaeloa community development district with Sandia National Laboratories in partnership with the Hawaii State Energy Office and Department of Energy.

- Navy completed the conveyance of water and wastewater utilities to a subsidiary of the Hunt Development Company.
- Started construction on the Enterprise Energy Corridor.
- Approved a lease for a 5-megawatt solar farm.

Looking forward in Kalaeloa for 2018:

- Complete all necessary studies to support a solicitation for a reliable energy solution.
  - Complete a study survey to identify the metes and bounds for the planned roadways and right of ways.
  - Pursue an update of the Kalaeloa community development plan as new, key data points are established on infrastructure and BRAC remaining conveyances are completed.
- **Heeia:** HCDA participated with the University of Hawaii, State Office of Planning, and Kamehameha Schools in the successful application to make the Heeia community development district a part of the National Estuarine Research Reserve (NERR). As a part of the NERR, the community development district would be eligible for dedicated NERR research funds from the federal government’s Coastal Zone Management Program.

As HCDA works on establishing the community development plan and rules for Heeia, it will be able to gain significant efficiencies by leveraging work and studies conducted in support of the NERR application. As needed, HCDA may be able to supplement its funding for additional studies or work in Heeia with NERR funding.

The 400-acre community development district, primarily owned by the State, is a tremendous asset to the State’s food security goals.

**FEDERAL FUNDS:** The HCDA is not a current recipient of Federal Funds.

**NON-GENERAL FUNDS:** Hawaii Community Development Revolving Fund (KA), Hawaii Community Development Revolving Fund (KL), Hawaii Community Development Authority Special Assessment Reserve Fund, Heeia Community Development Revolving Fund.  
<https://budget.hawaii.gov/wp-content/uploads/2017/12/BED-NGF-2018-Leg.pdf>

**BED 150 EXECUTIVE BUDGET ADJUSTMENT:**

- **Conversion of Funding for 19 Staff Positions - \$ 1,516,362.** This operating request converts 19 formerly CIP-funded staff positions from special funds to general funds. Revenues generated by HCDA programs are not designed to cover payroll for these 19 positions, nor is there adequate funding available. With the addition of fringe costs, revolving funded salaries available funding for these positions would result in a \$3 million deficit per year, fully exhausting these funds in 2021. Using HCDA’s revolving

fund to fund these staff positions would divert funds otherwise intended for public facilities and affordable housing. HCDA has a total of 23 staff positions, so failure to fund 19 of the positions would be catastrophic to the agency. HCDA has a similar request to delete the existing allocation of revolving funds for the same 19 positions that is currently in the budget.

- **Conversion of Funding for 19 Staff Positions – (\$1,547,082).** This request removes the existing allocation of revolving funds for 19 staff positions, for which a general fund request is being proposed. Funding these 19 positions, which were formerly funded by CIP funds, with special funds would result in an annual deficit of approximately \$3 million and fully exhaust HCDA’s revolving fund in 2021. Using the special fund would also divert funds intended for public facilities and affordable housing.
- **Kakaako Makai Park Improvements - \$2,000,000.** During 2017, HCDA adopted revisions to the community development plan for its makai parks. The revised plan seeks to activate the park to bring more vitality to the makai area and the underutilized park. The plan also identifies specific projects that can be implemented in the near-term and address deferred maintenance and vandalism. Activation of the makai area would go a long way to reduce the illegal camping that has plagued the area.
- **Kalaeloa Community Development Plan Update - \$500,000.** The Kalaeloa Community Development Plan was adopted by HCDA in 2005 and, since then, the BRAC has completed certain conveyances of property and progress has been made on infrastructure. During that time, there has also been dramatic improvements made just beyond the development district with the expansion of Kapolei. Updating the community development plan is timely as the work moves forward and landowners, developers, and the community have had more time to consider the direction for the district.

## **HAWAII HOUSING FINANCE AND DEVELOPMENT CORPORATION - BED 160**

**MISSION:** The mission of HHFDC is to increase and preserve the supply of workforce and affordable housing statewide by providing leadership, tools and resources to facilitate housing development. Since 2006, HHFDC has facilitated the development or preservation of 8,117 housing units. About 84 percent were rentals for households with incomes at or under 60 percent of area median income (AMI). Sixteen percent were for sale to households earning 80-140 percent of AMI and market.

**ECONOMIC AND FISCAL CONDITIONS:** Hawaii's workforce and lower- and moderate-income households are often priced out of the housing market. In 2017, Hawaii ranked #1 in the nation for having the widest gap between wages and the price of rental housing. The National Low Income Housing Coalition’s annual report, Out of Reach, documents the gap between wages and the price of housing across the United States. In 2016, the national Housing Wage was \$21.21 for a two-bedroom rental unit, assuming a 40-hour work week, 52 weeks per year. In comparison, Hawaii’s Housing Wage was \$35.20 for a two-bedroom rental unit. In 2017, the fair market rent for a two-bedroom apartment in Hawaii was \$1,830. In order to afford this

level of rent and utilities—without paying more than 30 percent of income on housing—a household must earn \$6,101 monthly or \$73,217 annually. A worker earning the federal minimum wage of \$7.25 per hour would not be able to afford a two-bedroom apartment at HUD’s fair market rent even if he worked 24 hours a day, 7 days a week.

Similarly, for-sale housing continues to increase in cost as the real estate market continues to grow. Housing sales prices statewide rose by 5.4 percent in 2016. Condominium prices rose by 7.4 percent statewide in 2016.

It is HHFDC's role to increase the inventory of housing that is affordable to this target group through our development and financing programs. HHFDC will continue to provide financing to increase the inventory of affordable housing statewide. HHFDC has approximately 6,184 units planned for 2017-2021. Of these, 76 percent are targeted for renter households at or under 60 percent of AMI, with the remaining targeted for sale to households at 80-140 percent of AMI and market. HHFDC is also seeking multi-use development opportunities on public lands with other State and County agencies, including DLNR, DAGS, and the DOE. Transit-oriented development along the City and County of Honolulu’s rail line is also a tremendous opportunity for working with the City on possible affordable housing developments near planned transit stations.

#### **NOTABLE PERFORMANCE MEASURES / ACCOMPLISHMENTS:**

- In FY 2017, and in collaboration with the private sector, HHFDC assisted 652 first-time homebuyers under the Mortgage Credit Certificate program.
- Provided multi-family financing awards to private developers to support the development or preservation of 745 rental housing units.
- Approved or closed DURF interim construction loans to support the development of 1,480 for-sale and rental housing units.
- Assisted private developers to obtain expedited city land use approvals under the 201H program for four (4) projects, comprising 819 for-sale units and 128 rental units, located in the urban core of Honolulu.

**FEDERAL FUNDS:** We do not anticipate any change to the State of Hawaii’s allocation of HOME funds in the next year. The Fiscal Year 2016 Omnibus Spending Bill presently under deliberations in Congress would maintain HOME Program funding.

**Federal Award Title:** HOME Investment Partnerships Program

**CFDA Number:** 14.239

The House Financial Services Committee passed 13 bills on December 13, 2017, including H.R. 4560, the “GSE Jumpstart Reauthorization Act of 2017.” H.R. 4560 would require Federal Housing Finance Agency Director, Mel Wat, to suspend payments to the national Housing Trust Fund in any fiscal year that he acts to reestablish a capital buffer for the government-sponsored entities Fannie Mae and Freddie Mac.

**Federal Award Title:** Housing Trust Fund  
**CFDA Number:** 14.275

In the event of future budget cuts to the HOME program and/or the Housing Trust Fund, the Counties would be more reliant on the State's other housing financing programs to address the continued need to increase the supply of affordable housing units, such as the Rental Housing Revolving Fund and the Dwelling Unit Revolving Fund.

**NON-GENERAL FUND:** Home Investment Partnership Program, National Foreclosure Mitigation Counseling Fund, Housing Trust Fund, Emergency Homeowners' Loan Program, Neighborhood Stabilization Program, Fee Simple Residential Revolving Fund, Dwelling Unit Revolving Fund (includes 314 & 320), Housing Finance Revolving Fund (includes S-321), Housing Loan Program Revolving Bond Fund, UH Faculty Housing Project Series 1995 Bond Proceed Fund, Waialua Loan/Subsidy Program Special Fund, Rental Housing Revolving Fund, Rental Housing Trust Fund, OHA Ceded Land Proceeds (HCDCH), Housing Project Bond Special Fund – Multifamily, Housing Loan Program Revenue Bond Special Fund – HRHSRB, Rental Assistance Revolving Fund (201H-123).  
<https://budget.hawaii.gov/wp-content/uploads/2017/12/BED-NGF-2018-Leg.pdf>

**BED 160 BUDGET ADJUSTMENT:**

Budget requests are intended to address the dire need for affordable housing. Approximately 64,000 housing units are projected to be needed statewide by 2020 – the majority of which are in the affordable housing category for households at or below 140 percent of the area median income. However, HHFDC's current resources will only assist in developing approximately 5,500 housing units in that timeframe. An infusion of additional State funds could be leveraged to escalate housing production. The requests are listed below, in order of priority. The prioritization of supplemental budget requests is based on project/program readiness to proceed and its impact on increasing housing supply, particularly for lower income households.

- 1. \$50,000,000 (MOF: C) Rental Housing Revolving Fund Infusion, Statewide (BED 160/HF)** in taxable General Obligation Bond funds for infusion into the Rental Housing Revolving Fund (formerly known as the Rental Housing Trust Fund). The Rental Housing Revolving Fund (RHRF) provides "equity gap" loans for affordable rental housing projects. The RHRF primarily is utilized in conjunction with the Low-Income Housing Tax Credit (LIHTC) program. The LIHTC program can be broken down into two programs, the 9 percent competitive and the 4 percent non-competitive. During calendar year 2017, the RHRF received over \$180 million in applications.

The 9 percent LIHTC projects utilize approximately \$15-20 million dollars from the RHRF to produce 150-175 new affordable rental units (approximately \$110,000 per unit). The 9 percent LIHTC program is highly competitive and the number of units remains consistent from year to year. However, please note that the passage of the federal tax reform bill will negatively impact housing production. HHFDC is assessing the impact.

The number of new affordable rental units produced using the 4 percent LIHTC program is dependent on the availability of funding in the RHRF. With a greater need from the RHRF because of the smaller amount of equity generated by the 4 percent LIHTC, the average per unit increases to roughly \$140,000 per unit.

With the assumption that the RHRF's share of the conveyance tax would meet the 9 percent LIHTC units, any infusion in the form of a "lump sum" appropriation would be used by projects utilizing the 4 percent LIHTC program. For every \$10 million dollars infused to the RHRF, it is estimated that approximately 70 new units could be produced. This Supplemental request would therefore help produce up to 350 new units.

Of the \$50 million requested for the RHRF, approximately \$25 million is requested to be earmarked for the residential component of the proposed Alder Street mixed-use residential development comprised of about 180 affordable family rental units, incidental uses (such as management office and community room), and parking. HHFDC and the Judiciary have entered into a Memorandum of Agreement to develop the mixed-use residential project on a 1.45-acre parcel in Honolulu, Oahu, which is owned by the State of Hawaii and set aside to the Judiciary for a Detention Home (which has since been relocated to Kapolei). The parcel is zoned A-2 (medium density apartment) and is located in a Transit Influence Zone which is within  $\frac{1}{4}$  and  $\frac{1}{2}$  mile of the planned Ala Moana rail station. The water and sewer systems are currently adequate to accommodate the proposed mixed-use residential project which will also include space for a juvenile shelter and services.

HHFDC issued a Request for Proposals for the development of the Alder Street mixed-use residential project on October 18, 2017; proposals are due by February 28, 2018. HHFDC anticipates that the earmarking of the \$25 million in the RHRF for Alder Street could shave as much as a year in development time by not having to go through the RHRF application process.

2. **\$25,000,000 (MOF: C) Dwelling Unit Revolving Fund Infusion, Statewide (BED 160/HD)** in taxable General Obligation Bond funds for infusion into the Dwelling Unit Revolving Fund. The Governor's housing strategy establishes a goal of 10,000 housing units statewide by 2020. As the housing shortage in Hawaii is a long-standing, complex issue that the State alone cannot solve, attaining this goal requires collaboration between all major stakeholders – State government, housing developers, the non-profit sector and the Counties. Some of the factors affecting the housing shortage are the limited financing tools available to make construction of affordable units feasible and the lengthy and costly process involved with development (Governor's State Housing Strategy, August 2016). The Dwelling Unit Revolving Fund (DURF) has been a valuable source of interim construction financing for private developers of affordable housing projects. Act 132, SLH 2016, broadened the uses of DURF to also fund regional state infrastructure construction in conjunction with housing and mixed-use transit-oriented



development projects. This will enable the State to address a significant barrier to the development of housing -- the lack of infrastructure such as roads, water, sewer, drainage, and utilities.

The Governor's housing strategy prioritizes housing development on State lands around rail stations, as well as the coordination of infrastructure needs along the transit route to support transit-oriented development (TOD). Act 130, SLH 2016, established a TOD interagency council to coordinate planning for TOD and transit-ready development (TRD) on the Neighbor Islands, including mixed-use and affordable and rental housing projects, on State lands in each County. Funds would support TOD and TRD projects as follows: mixed-use residential projects at the Liliha Civic Center (located ¼ mile from the planned Iwilei rail station) and Kahului Civic Center (which would include a new Maui Bus Hub) in partnership with the Department of Accounting and General Services; affordable rental housing and permanent housing for the homeless in West Hawaii pursuant to a Memorandum of Understanding with the County of Hawaii; and affordable rental housing in HHFDC's Villages of Leialii in West Maui.

In summary, there is a well-documented need for housing statewide and a strategy to address that need. Existing tools, such as DURF, are in place and can be deployed quickly with an infusion of additional resources to facilitate housing development.

- 3. \$5,500,000 (MOF: C) Waiahole Water Systems Improvements (BED 160/HD)** in taxable General Obligation Bond funds for a re-appropriation of funds due to a project delay. These funds will be used to construct a new .2 MG reservoir, upgrade the booster pumps and connect the waterline to the BWS 272-foot water system located along Kamehameha Highway. Additionally, a new source well and pump station at the existing potable tank site will be designed and constructed closer to power sources and a paved roadway for more reliable service. This request will be offset by the lapsing of an estimated balance of \$5,230,000 of funds previously appropriated in FY16.

Functions

<u>Division/ Agency</u>	<u>Description of Function</u>	<u>Activities</u>	<u>Prog ID(s)</u>	<u>Statutory Reference</u>
Business Development & Support Division	Support and build an innovation ecosystem that contributes to entrepreneurial high growth businesses and creates high wage jobs.	Increase the Value of Exports From Hawaii by: 1) Securing Small Business Administration grant for State Trade Export Program (STEP) for export training workshops, company financial assistance and participation in international trade shows in targeted Asia and domestic markets; 2) maintaining strategic sister state relationships to build global alliances and partnerships; 3) promoting and marketing Hawaii as a learning destination to increase the number of international students studying in Hawaii.	BED100	HRS Ch205
Business Development & Support Division	Support Innovation Clusters and Entrepreneur Development	Support Innovation Clusters and Entrepreneur Development by: 1) STEP grant participation at trade shows focused on the fashion, food and gift manufacturing, and bio-tech clusters; 2) attracting overseas students to study in Hawaii, 3) providing direct grant assistance to exporters of products and services.	BED100	HRS Ch205
Business Development & Support Division	Enterprise Zone Program(EZ)	Administer the state's business and job creation EZ program.	BED100	HRS Ch205
Business Development & Support Division	Community Based Economic Development	Administer and provide grants to community based organizations to increase the employment and economic base of distressed and rural communities.	BED100	HRS Ch205
Business Development & Support Division	Community Based Micro-loan Program	Administer and provide micro-loans to community based businesses and organizations to increase the employment and economic base of distressed and rural communities.	BED100	HRS Ch205

Functions

<u>Division/ Agency</u>	<u>Description of Function</u>	<u>Activities</u>	<u>Prog ID(s)</u>	<u>Statutory Reference</u>
Office of Planning	Statewide Planning and Coordination	Gather, analyze, and provide information to the Governor to assist in the overall analysis and formulation of state policies and strategies; provide central cohesion in the allocation of resources and effectuation of state activities and programs; effectively address current and emerging issues and opportunities. Conduct statewide planning and coordination; represent the State before the Land Use Commission; administer the coastal zone management program and geographic information system program and administer the Brownfields Cleanup Revolving Loan Fund. Conduct climate adaptation planning and transit-oriented development planning and coordination. Serve as co-chair and provide staff to implement Act 130 SLH 2016 Hawaii Interagency Council on Transit-Oriented Development to coordinate activities among State agencies and the counties. Serve as chair and staff the temporary Special Action Team to develop recommendations to increase affordable rental housing under Act 127, SLH 2016.	BED144	HRS c. 225M and HRS c. 226
Hawaii Strategic Development Corporation	Promote long term economic development and diversification in Hawaii through a return driven investment program in partnership with private capital.	HSDC stimulates private investment in Hawaii by establishing programs that co-invest public funds in private organizations to utilize the investment acumen of the private sector.	BED145	HRS 211-F

Functions

<u>Division/ Agency</u>	<u>Description of Function</u>	<u>Activities</u>	<u>Prog ID(s)</u>	<u>Statutory Reference</u>
Hawaii Community Development Authority	Develop and maintain a community development plan for each designated district that may include community development guidance policies, district-wide improvement program, and community development rules.	1) Solicit and compile input from the public, stakeholders, landowners, government agencies, etc. HCDA board adoption of the final plan  2) Analyze the compiled information, commissioning additional studies and research to develop a draft community development plan.  3) Present the draft community development plan for public input and feedback, with a final plan subject to HCDA board approval.  4) Develop community development rules to establish regulations consistent with the community development plan, following the Hawaii Administrative Rule (HAR) Process (HRS § 91).  5) Monitor the Plan and Rules with any necessary amendments or updates subject to the process outlined above.	BED150	HRS § 206E-5~7, HRS § 206E-31, HRS § 206E- 194, HRS § 206E-203

Functions

<u>Division/ Agency</u>	<u>Description of Function</u>	<u>Activities</u>	<u>Prog ID(s)</u>	<u>Statutory Reference</u>
Hawaii Community Development Authority	Administration of the community development plan and rules designated for each designated community development district.	1) Receive, review, and approve proposed improvement plans from developers, tenants or property owners for consistency with community development plan and rules.  2) For redevelopment proposals review and approve proposed redevelopment plans for consistency with community development plan and rules and conduct public hearings and decision-making.  3) Redevelop property owned by the HCDA consistent with the Community Development Plan.  4) Other actions necessary, as regulator, to administer the community development plan and rules.	BED150	HRS § 206E-4~5.6

Functions

<u>Division/ Agency</u>	<u>Description of Function</u>	<u>Activities</u>	<u>Prog ID(s)</u>	<u>Statutory Reference</u>
Hawaii Community Development Authority	Administer the district-wide improvement program	1) Identify necessary improvements to public facilities within a community development district.  2) Determine areas within a community development district that will benefit from the public facility improvements and develop an assessment to recover costs of the improvements.  3) Adopt rules governing the assessment and the public facility improvement project consistent with the HAR process (HRS § 91).  4) Administer the public facility improvement project and assessment pursuant to the established rules.  5) Proceed with other improvements to public facilities identified in the community development plan that are not subject to an assessment.	BED150	HRS §206E-6

Functions

<u>Division/ Agency</u>	<u>Description of Function</u>	<u>Activities</u>	<u>Prog ID(s)</u>	<u>Statutory Reference</u>
Hawaii Community Development Authority	Develop and administer the public facilities dedication program.	<p>1) Establish rules requiring the dedication of public facilities as a condition of development:</p> <ul style="list-style-type: none"> <li>- HAR § 15-23-73</li> <li>- HAR § 15-215-64</li> <li>- HAR § 15-217-65</li> </ul> <p>2) Maintain/administer the rules as established, which may at times require the HCDA to undertake a project to complete or develop a public facility.</p> <p>Public facilities created should be consistent with the community development plan and rules.</p>	BED150	HRS §206E-12
Hawaii Community Development Authority	Develop and administer a program to manage affordable housing requirements imposed on new residential developments.	<p>1) Establish rules for a reserved housing program:</p> <ul style="list-style-type: none"> <li>- HAR § 15-216</li> <li>- HAR § 15-218</li> </ul> <p>2) Maintain/administer the rules as established, which may at times require the HCDA to undertake a project to create affordable housing when cash is received in lieu of developed units.</p>	BED150	HRS §206E-4
Hawaii Technology Development Corporation	Facilitate the growth and development of the commercial high technology industry	Developing and encouraging industrial parks as technology innovation centers and operating incubation centers.	BED143	HRS Ch206M-2(a)(1)

Functions

<u>Division/ Agency</u>	<u>Description of Function</u>	<u>Activities</u>	<u>Prog ID(s)</u>	<u>Statutory Reference</u>
Hawaii Technology Development Corporation	Facilitate the growth and development of the commercial high technology industry	Providing financial and other support and services to Hawaii-based technology companies.	BED143	HRS Ch 206M-2(a)(2)
Hawaii Technology Development Corporation	Facilitate the growth and development of the commercial high technology industry	Collecting and analyzing information on the state of commercial technology activity in Hawaii.	BED143	HRS Ch206M-2(a)(3)
Hawaii Technology Development Corporation	Facilitate the growth and development of the commercial high technology industry	Promoting and marketing Hawaii as a site for commercial technology activity.	BED143	HRS Ch 206M-2(a)(4)
Hawaii Technology Development Corporation	Facilitate the growth and development of the commercial high technology industry	Providing advice on policy and planning for technology-based economic development.	BED143	HRS Ch 206M-2(a)(5)
Office of Aerospace Development	Office of Aerospace Development Operations	The Hawaii Office of Aerospace Development (OAD) facilitates coordination among Hawaii's government, private and academic sectors to promote the growth and diversification of Hawaii's aerospace industry.	BED128	HRS Ch. 201-71 to 73



Functions

<u>Division/ Agency</u>	<u>Description of Function</u>	<u>Activities</u>	<u>Prog ID(s)</u>	<u>Statutory Reference</u>
Office of Aerospace Development	Pacific International Space Center for Exploration Systems (PISCES)	The Pacific International Space Center for Exploration Systems is leveraging Hawaii’s Moon/Mars-like terrain, resident aerospace expertise, and ties with NASA and other international space agencies and research centers, to develop a world-class R&D center to develop, test, and apply innovative robotic, renewable energy, and other critical technologies essential to support future missions to space (but also with multiple community-based development applications on planet Earth).	BED128	HRS Chapters 201-76 to 79
Office of Aerospace Development	Challenger Center Hawaii (CCH)	The goal of CCH is to educate and inspire children to develop fundamental STEM skills while engaging in space exploration activities. As part of the Challenger Center for Space Science Education, CCH consistently delivers an exciting space simulation experience through which students are challenged to solve real-world problems as they explore the wonders of deep space. Teachers lead students in six to eight weeks of classroom preparation, culminating in the hands-on application of knowledge and critical thinking on Mission Day. The realistic missions — Return to the Moon and Rendezvous with Comet Halley — provide a rare forum for students to apply vital decision-making skills and learn the value of teamwork as they join forces to accomplish their collective objectives and complete mission tasks,	BED128	No Statutory Reference.

Functions

<u>Division/ Agency</u>	<u>Description of Function</u>	<u>Activities</u>	<u>Prog ID(s)</u>	<u>Statutory Reference</u>
Research and Economic Analysis Division	Compilation of basic data on and assessment of Hawaii's Economy for use by policy makers, business and the public	Quarterly Statistical & Economic Report, State of Hawaii Data Book, Monthly economic indicators, Monthly energy indicators, cooperation with the U.S. Census Bureau and dissemination of Census data, prepare short and long-range projections of population and economy.	BED130	HRS Ch 205 The 2013 Legislative Budget added funds for the CCH
Research and Economic Analysis Division	Research & Statistics for Growth Industries	Define and measure performance of emerging Industries. Provide annual information on technology industry and its workforce. Provide annual information on the Creative Industries and workforce. Track the status of innovation in Hawaii and impact on economy. Update and use input-output model to assess the relationships among and impact on the economy of emerging and growth industries in the economy.	BED130	HRS Ch 201-19(2) and (b)
Research and Economic Analysis Division	Self-Sufficiency	Define and measure a self-sufficiency income standard for Hawaii and report bi-annually.	BED130	Act 12 (2008) SLH HRS Ch 201-3(5)
Research and Economic Analysis Division	Energy Industry Information Reporting Program	Collect data and maintain a database on Hawaii's petroleum industry including imports, processing, distribution, and inventory by type of products	BED130	Act 152 (2010), HB 2631, HD2, SD2, CD1

Functions

<u>Division/ Agency</u>	<u>Description of Function</u>	<u>Activities</u>	<u>Prog ID(s)</u>	<u>Statutory Reference</u>
Director's Office	Small Business Regulatory Review Board	The SBRRB was established on July 1, 1998 with the passage of the Small Business Regulatory Flexibility Act. The responsibilities of the SBRRB include: 1) Commentary on small business impact statements to the rule-drafting departments, 2) Identification and commentary on business impact of existing administrative rules, 3) Recommendations to the Governor's Office, Departments or the Legislature regarding the need for an administrative rule or legislative change, 4) Recommendations to the Mayors or County Councils regarding County rules, and 5) Review of small business petitions and complaints on business impact.	BED142	HRS 201M
	Hawaii Broadband Initiative	The Hawaii Broadband Initiative is a public-private partnership that will plan for the deployment of a broadband network resulting in increased broadband capacity for the State.	BED142	Act 143, SLH 2015

Functions

<u>Division/ Agency</u>	<u>Description of Function</u>	<u>Activities</u>	<u>Prog ID(s)</u>	<u>Statutory Reference</u>
Foreign-Trade Zone	FTZ Operations	Stabilize and steadily grow FTZ program statewide 1) Administer the federal grant for the Foreign-Trade Zone program in Hawaii by establishing rules and regulations for the operation of the Foreign-Trade Zone. 2) Continue to operate the program in a self-sustaining manner without the use of general funds.3) Oversee nine general-purpose zone sites and five sub-zone sites within the State of Hawaii by acting as liaison between the Foreign-Trade Zones Board and designated Zone sites. Inform the Zones of the rules and regulations and assist them with resources to help them better compete in external markets. FTZ9 currently assists close to 300 businesses in import and export of goods to over 30 different countries. 4) Operate and expand the small business import-export assistance and resource center at the Pier 2 location.	BED107	HRS Ch. 212
		5) Expand economic development through the facilitation of international trade; increase global competitiveness of U.S. based companies by fostering relations with EXIM Bank, customs brokers, shipping agents; and offering training and resources to companies which assists them in growing their import-export business.6) Actively promote the FTZ program through various marketing opportunities, chambers of commerce and business associations by initiating and building relationships with key groups to utilize the FTZ as the "Hub of International Trade" in Hawaii.		

Functions

<u>Division/ Agency</u>	<u>Description of Function</u>	<u>Activities</u>	<u>Prog ID(s)</u>	<u>Statutory Reference</u>
Hawaii State Energy Office	Statewide coordination of energy plans, resources, and activities	(1) Formulate plans, for the optimum development of Hawaii's energy resources; (2) Conduct systematic analysis of existing and proposed energy resource programs, and recommend programs that represent the most effective allocation of resources for the development of energy resources; (3) Formulate specific proposals, for conserving energy resources; (4) Assist public and private agencies in implementing energy conservation and efficiency programs, the development of indigenous energy resources; (5) Coordinate the State's energy programs with those of the federal government, and the political subdivisions of the State; (6) Develop programs to encourage private and public exploration, research, and development of indigenous energy resources; (7) Conduct public education programs to inform the public of the energy resources situation; (8) Identify geographic areas that are rich with renewable energy resource potential that can be developed in a cost-effective and environmentally benign manner and designate these areas as renewable energy zones;(9) Develop incentives, plans, and programs to encourage the development of renewable energy resource projects within the renewable energy zones;(10) Assist public and private agencies in identifying utility transmission projects or infrastructure required to accommodate and facilitate the development of renewable energy resources; (11) Identify specific transmission projects and infrastructure that are critical to the development of renewable energy resources; (12) Maintain the capacity to analyze the status of energy resources, systems, and markets, both in-state and those to which Hawaii is directly tied, in relation to the State's economy, and to recommend, develop proposals for, and assess the effectiveness of policy and regulatory decisions, and conduct energy emergency planning;	BED120	HRS Ch 196-4; HRS Ch 201; HRS Ch 226-28

Functions

<u>Division/ Agency</u>	<u>Description of Function</u>	<u>Activities</u>	<u>Prog ID(s)</u>	<u>Statutory Reference</u>
Hawaii State Energy Office	Hawaii Clean Energy Initiative Program	Coordinate the State's transition to a clean energy economy, including designing, implementing and administering the following:(1) Strategic partnerships for research, development, testing, deployment and permitting of clean and renewable technologies.(2) Engineering and economic evaluations of Hawaii's potential for near-term project opportunities for the State's renewable energy resources.(3) Electric grid reliability and security projects.(4) A statewide clean energy public education and outreach plan.(5) Promotion of Hawaii's clean and renewable resources to potential partners and investors.(6) Plans to transition the State and assist each county in transitioning to a clean energy economy.	BED120	HRS Ch 196-10.5
Hawaii State Energy Office	Planning for energy emergencies under petroleum shortage conditions	Develop and implement energy emergency preparedness / energy assurance plans; participate in preparedness exercises, hurricane scenarios, functional simulations with State Civil Defense; maintain readiness to provide ESF12 functions in the event of a disaster.	BED120	HRS Ch 125C & 128: HRS Ch 125C-22,23; HRS Ch 486J

Functions

<u>Division/ Agency</u>	<u>Description of Function</u>	<u>Activities</u>	<u>Prog ID(s)</u>	<u>Statutory Reference</u>
Natural Energy Laboratory of Hawaii Authority	To develop and diversify the Hawaii economy by providing resources and facilities for energy and ocean-related research, education, and commercial activities in an environmentally sound and culturally sensitive manner. NELHA operates two distinct seawater delivery systems 24/7/365 for the benefit of over 40 private businesses. These businesses are the backbone of exported manufactured and aqua cultural products in the state of Hawaii.	Manage, market and operate facilities at the Hawaii Ocean Science and Technology Park in Kailua-Kona.(1) Operate and maintain unique transmission and distribution systems for large volumes (approximately 2 tons per second) of deep and surface seawater.(2) Develop and lead the implementation of new alternative energy methods for the benefit of the State of Hawaii.(3) Identify, develop and implement revenue enhancement opportunities, which support NELHA objectives and its efforts to maintain financial self-sufficiency and sustainability.(4) Operate a water quality laboratory for an environmental monitoring program that samples groundwater, near shore water and offshore water.(5) Provide informational and educational material and lectures to school classes (K-12 and university level), professional associations, community groups, international visitor, legislator, and the general public.	BED146	HRS 227D
Hawaii Green Infrastructure Authority	Administer the Hawaii green infrastructure loan program	Make loans and expend funds to finance the purchase or installation of green infrastructure equipment for clean energy technology, demand response technology, and energy use reduction and demand side management infrastructure, programs and services. Hold and invest monies in the green infrastructure special fund in investments permitted by law and in accordance with approved investment guidelines established in one or more orders issued by the PUC pursuant to section 269-K. Establish loan program guidelines to be approved by one or more orders issued by the PUC.	BED138	HRS Ch 196-A - J, HRS Ch 269-A -P, HRS Ch 269-5

Functions

<u>Division/ Agency</u>	<u>Description of Function</u>	<u>Activities</u>	<u>Prog ID(s)</u>	<u>Statutory Reference</u>
Creative Industries Division	Advancing Hawaii's Creative Economy	1) Strengthen business opportunities for export of knowledge-based, creative industries products and services through strategic initiatives such as Creative Lab. 2) Act as advocate for Hawaii's creative clusters in the film, television, culture, arts, literary, design, music, digital, interactive media, game design, and animation sectors. 3) Position Hawaii as a node in the global creative economy through representation on national and international organizations such as Creative Economy Coalition (CEC), Economic Development, Entrepreneurial and Arts Advocacy organizations.	BED 105	Hawaii Revised Statutes §201-14, 201-16; 235-17; 201-112; 201-113
Creative Industries Division	Support Media Infrastructure Development	1) Complete CIP Phase II and III of Hawaii Film Studio Facility 2) Develop a secondary creative media/film studio complex based on recommendations in market analysis, site recommendation report (analysis to be completed FY15)	BED 105	Hawaii Revised Statutes §201-14, 201-16; 235-17; 201-112; 201-113
Creative Industries Division	Support HI Growth Industry Sector Development	1) Increase number of companies launched, supported and products exported through creative/tech entrepreneurial development programs. 2) Attract public/private sector investment to develop infrastructure and broadband connectivity for creative media/tech sectors.	BED 105	Hawaii Revised Statutes §201-14; 235-17; 201-11, 201-112, 201-113
Creative Industries Division	Develop and Support Creative Collaboration Centers	1) Launch HIC3 Creative Collaboration Centers, support co-working ventures statewide, offering tools and technology to accelerate creative and knowledge-based industry cluster development in collaboration with HSDC, HCDA, GVS and HTDC. 2) Establish broadband giga hubs at these and other facilities, providing capacity for high speed collaboration, and distribution direct to web or broadcast networks.	BED 105	Hawaii Revised Statutes §201-14; 235-17; 201-11, 201-112, 201-113



Functions

<u>Division/ Agency</u>	<u>Description of Function</u>	<u>Activities</u>	<u>Prog ID(s)</u>	<u>Statutory Reference</u>
Land Use Commission	To preserve, protect, and encourage the development and preservation of lands in the State for those uses to which they are best suited in the interest of public health and welfare of the people of the State of Hawaii through the implementation of the State Land Use Law, Chapter 205, Hawaii Revised Statutes (HRS), as amended and to aid in the large scale planning process .	The program objectives of the Land Use Commission (LUC) are to process, review, and act on petitions for district boundary amendments which involve lands over 15 acres in the State Agricultural, Rural, and Urban Districts and all petitions seeking reclassification of lands in the Conservation District; review and act on applications for special permits in the Agricultural and Rural Districts which are over 15 acres; process motions and boundary interpretation request ; and maintain , update, and disseminate official State Land Use district maps and land use information. Pursuant to recently enacted legislation, the Commission has been tasked with identifying and mapping important agricultural lands in conjunction with private landowners and the counties. It is the Commissions goal to begin large scale identification and processing of the important agricultural land designation in conjunction with all counties in the upcoming biennium.	BED103	HRS Ch 205
Hawaii Housing Finance & Development Corporation	Increase and sustain the supply of workforce and affordable housing.	Increase supply of workforce and affordable housing in sustainable housing developments by facilitating housing construction and preservation by providing developers with tools and resources such as financing for housing projects and regional state infrastructure construction, land, and help with land use and zoning approvals. Strengthen communities and assist in growing a resilient middle class by assisting first-time homebuyers with mortgage financing and tax credits through participating lenders.	BED160	HRS 201H

Functions

<u>Division/ Agency</u>	<u>Description of Function</u>	<u>Activities</u>	<u>Prog ID(s)</u>	<u>Statutory Reference</u>
Hawaii Tourism Authority	Operations of the Hawaii Tourism Authority	To maintain and improve transportation access and services to facilitate travel to, from and within Hawaii. To facilitate interaction among all stakeholders that improves the lines of communications and enhances greater understanding of roles, values and concerns. To honor and perpetuate the Hawaiian culture and community. To develop marketing programs that contribute to sustainable economic growth. To respect, enhance and perpetuate Hawaii's natural resources to ensure a high level of satisfaction for residents and visitors. To perform collaborative research and planning for use in the development of programs, policies and plans that will positively contribute to the State's economy, benefit the community and sustain Hawaii's resources. To achieve a safe Hawaii visitor experience. To provide a diverse and quality tourism product unique to Hawaii that enhances the Hawaii visitor experience and enriches residents' quality of life.	BED113	HRS 201B
	Operations of the Hawaii Tourism Authority	(cont.) To ensure a sufficient and highly-qualified workforce that is provided with meaningful careers and advancement opportunities.	BED113	HRS 201B
	Operations of the HTA Convention Center	To market Hawaii as a premier destination for conducting business, with Hawaii serving as the bridge to connect the world. To maintain the Hawaii Convention Center as a world-class facility for international and domestic conferences and meetings.	BED113	HRS 201B

Department of Business, Economic Development and Tourism  
Department-Wide Totals

Table 2

Fiscal Year 2018				
Act 49/17 Appropriation	Restriction	Emergency Appropriations	Total FY18	MOF
15,801,673	(1,045,917)		\$ 14,755,756	<b>A</b>
226,998,418			\$ 226,998,418	<b>B</b>
5,485,688			\$ 5,485,688	<b>N</b>
4,864,713			\$ 4,864,713	<b>P</b>
22,164,335			\$ 22,164,335	<b>W</b>
			\$ -	
\$ 275,314,827	\$ (1,045,917)	\$ -	\$ 274,268,910	Total
Fiscal Year 2019				
Act 49/17 Appropriation	Reductions	Additions	Total FY19	MOF
10,258,761		4,566,362	\$ 14,825,123	<b>A</b>
227,038,418			\$ 227,038,418	<b>B</b>
5,485,688			\$ 5,485,688	<b>N</b>
3,964,713		700,000	\$ 4,664,713	<b>P</b>
23,568,335		(1,547,082)	\$ 22,021,253	<b>W</b>
			\$ -	
\$ 270,315,915	\$ -	\$ 3,719,280	\$ 274,035,195	Total

Program ID Totals

Prog ID	Program Title	MOF	As budgeted in Act 49/17 (FY19)			Governor's Submittal (FY19)			Percent Change of \$\$\$\$
			Pos (P)	Pos (T)	\$\$\$	Pos (P)	Pos (T)	\$\$\$	
BED 100/SM	Business Development and Support Division	A	10.00		1,417,966	10.00		1,640,466	15.69%
BED 100/SM	Business Development and Support Division	P			700,000			700,000	0.00%
BED 100/SM	Business Development and Support Division	W			1,821,915			1,821,915	0.00%
BED 103/DA	Land Use Commission	A	7.00		629,530	7.00		654,916	4.03%
BED 105/CI	Creative Industries Division	A	11.00		1,777,374	11.00		1,377,374	-22.51%
BED 105/CI	Creative Industries Division	B			30,000			30,000	0.00%
BED 105/CI	Creative Industries Division	P			200,000			-	-100.00%
BED 107/BA	Foreign Trade Zone	B	17.00		2,278,556	17.00		2,278,556	0.00%
BED 113/TO	Hawaii Tourism Authority	B	5.00	24.90	87,334,815	3.00	26.90	87,334,815	0.00%
BED 113/XC	HTA Convention Center	B		2.10	54,034,480		2.10	54,034,480	0.00%
BED 120/SI	Hawaii State Energy Office	B	5.00	28.00	68,039,247	5.00	28.00	18,039,247	-73.49%
BED 120/SI	Hawaii State Energy Office	A			-			500,000	100.00%
BED 120/SI	Hawaii State Energy Office	N				1.00		-	0.00%
BED 128/OA	Office of Aerospace	A		1.00	1,291,759		1.00	841,759	-34.84%
BED 130/FA	Research & Economic Analysis Division	A	14.00	0.96	1,223,368	14.00	-	1,251,952	2.34%
BED 138/GI	Hawaii Green Infrastructure Authority	B		5.00	1,000,000		5.00	51,000,000	5000.00%
BED 142/AA	Departmental Administration	A	26.00	1.00	2,474,222	26.00	1.00	2,223,222	-10.14%
BED 143/TE	High Tech Development Corporation	A	1.50	3.75	4,085,439	1.50	3.75	2,835,439	-30.60%
BED 143/TE	High Tech Development Corporation	B	1.50	6.25	3,858,345	1.50	6.25	3,898,345	1.04%
BED 143/TE	High Tech Development Corporation	P		9.00	964,713		9.00	964,713	0.00%
BED 143/TE	High Tech Development Corporation	W			1,500,000			1,500,000	0.00%
BED 144/PL	Office of Planning	A	12.00	2.00	1,221,644	12.00	2.00	1,249,262	2.26%
BED 144/PL	Office of Planning	N		1.00	150,000		1.00	150,000	0.00%
BED 144/PL	Office of Planning	W			2,000,000			2,000,000	0.00%
BED 144/PZ	Coastal Zone Management	A	1.00		234,371	1.00		234,371	0.00%
BED 144/PZ	Coastal Zone Management	N	5.00	5.00	2,235,688	5.00	5.00	2,235,688	0.00%
BED 145/VC	Hawaii Strategic Development Corporation	B			2,608,516			2,608,516	0.00%
BED 145/VC	Hawaii Strategic Development Corporation	W		2.00	4,321,301		2.00	4,321,301	0.00%
BED 146/EL	Natural Energy Lab of Hawaii Authority	A						500,000	100.00%

Department of Business, Economic Development and Tourism  
 Program ID Totals

Table 3

<u>Prog ID</u>	<u>Program Title</u>	<u>MOF</u>	<u>Pos (P)</u>	<u>Pos (T)</u>	<u>\$\$\$</u>	<u>Pos (P)</u>	<u>Pos (T)</u>	<u>\$\$\$</u>	<u>Percent Change of \$\$\$\$</u>
BED 146/EL	Natural Energy Lab of Hawaii Authority	B		22.00	7,814,459		22.00	7,814,459	0.00%
BED 150/KA	Hawaii Community Development Authority	W	2.00	-	863,900	2.00		766,818	-11.24%
BED 150/KA	Hawaii Community Development Authority	A	19.00		846,000	19.00		1,516,362	79.24%
BED 150/KL	HCDA - Kalaeloa Community Development Dis	W	-	2.00	509,458		2.00	509,458	0.00%
BED 160/HA	HHFDC Administration	W	23.00	17.00	6,678,698	23.00	17.00	6,624,698	-0.81%
BED 160/HD	HHFDC - Economic Development	W	4.00	13.00	2,227,150	4.00	13.00	2,227,150	0.00%
BED 160/HF	HHFDC - Housing Finance	N			3,100,000			3,100,000	0.00%
BED 160/HF	HHFDC - Housing Finance	P			3,000,000			3,000,000	0.00%
BED 160/HF	HHFDC - Housing Finance	A			600,000			-	-100.00%
BED 160/HF	HHFDC - Housing Finance	W	4.00	12.00	2,241,913	4.00	12.00	2,249,913	0.36%

Budget Decisions

Prog ID	Sub-Org	Description of Request	MOF	Initial Department Requests			B&F Recommendations			Governor's Decisions		
				FY19			FY19			FY19		
				Pos (P)	Pos (T)	\$\$\$	Pos (P)	Pos (T)	\$\$\$	Pos (P)	Pos (T)	\$\$\$
BED100SM		International Student Attraction Enhanced Program	A	-	-	50,000						50,000
BED100SM		Celebration of 150th Anniversary of Japanese immigration to Hawaii	A	-	-	150,000						150,000
BED100SM		Community Based Economic Development Funding	A	-	-	150,000						
BED100SM		STEP Federal Grant Matching Funds	A	-	-	100,000						
BED100SM		25th Anniversary of Taiwan Sister-State Relationship	A	-	-	50,000						50,000
BED103DA		Digitization of Petitions and Related Documents Project	A	-	-	32,000						
BED103DA		Hearing Travel Cost Additional Funding	A	-	-	30,500						
BED105CI		Creative Lab Hawaii Federal Fund Match/Neighbor Island Expansion	A	-	-	200,000						
BED128OA		Partial Restoration of PISCES Funding	A	-	-	100,000						
BED130FA		Funding for 2020 Census Materials	A	-	-	30,000						
BED142AA		SBRRB Website Upgrade Funding Request	A	-	-	18,000						
BED142AA		SBRRB Outreach Travel and Other Costs Funding Request	A	-	-	20,000						
BED143TE		Manufacturing Assistance Program Grant	A	-	-	1,500,000			750,000			500,000
BED143TE		HSBIR Phase II and III	A	-	-	2,000,000			1,000,000			500,000
BED143TE		Excelerator Program	A	-	-	1,500,000			750,000			750,000

Budget Decisions

Prog ID	Sub-Org	Description of Request	MOF	Initial Department Requests			B&F Recommendations			Governor's Decisions		
				FY19			FY19			FY19		
				Pos (P)	Pos (T)	\$\$\$	Pos (P)	Pos (T)	\$\$\$	Pos (P)	Pos (T)	\$\$\$
BED144PL		Special Action Team Meeting Travel and Other Cost Funding	A	-	-	10,000						
BED144PL		TOD Council Meeting Travel and Other Cost Funding	A	-	-	20,000						
BED145VC		HSDC Investment Program Funding Request	A	-	-	1,000,000						
BED146EL		Aquaculture Accelerator/Incubator Initiative	A	-	-	500,000						500,000
BED150KA		Enforcement and Implementation of HCDA Abandoned Property Rules	A	-	-	400,000						
BED105CI		Infrastructure Development Contract	A	-	-	70,000						
BED128OA		OAD Director Position Request	A	1.00	-	50,000						
BED143TE		Special Projects Coordinator .5 FTE Conversion from MOF B to A Funding	A	-	0.50	32,500						
BED143TE		Chief Operating Officer - .5 FTE Conversion from MOF B to A Funding	A	-	0.50	47,500						
BED145VC		Convert Personnel Funding to General Funds	W	-	(2.00)	(286,895)						
BED113TO		Conversion of Two Positions from Permanent to Temporary	B	(2.00)	2.00	-	(2.00)	2.00		(2.00)	2.00	
BED128OA		Unmanned Aerial Systems Continued Funding	A	-	-	150,000						

Budget Decisions

Prog ID	Sub-Org	Description of Request	MOF	Initial Department Requests			B&F Recommendations			Governor's Decisions		
				FY19			FY19			FY19		
				Pos (P)	Pos (T)	\$\$\$	Pos (P)	Pos (T)	\$\$\$	Pos (P)	Pos (T)	\$\$\$
BED120SI		Hawaii State Energy Plan Funding Request	A	-	-	575,000			500,000			500,000
BED145VC		Convert Personnel Funding to General Funds	A	-	2.00	188,056						
BED143TE		Special Projects Coordinator .5 FTE Conversion from MOF B to A Funding	B	-	(0.50)	(50,856)						
BED143TE		Chief Operating Officer - .5 FTE Conversion from MOF B to A Funding	B	-	(0.50)	(74,328)						
BED160HA		New Software and Improved IT Backup Systems	W	-	-	90,000						
BED105CI		Request Funding to Cover CID Payroll Shortfall	A	-	-	18,000						
BED130FA		Delete Two Temporary Student Intern Position Counts	A	-	(0.96)	-		(0.96)			(0.96)	
BED105CI		Request Funding for Film Tax Credit Accounting Services	A	-	-	62,000			50,000			50,000
BED150KA		Conversion of funding for 19 Staff Positions	A	19.00	-	1,525,000		19.00	1,516,362	19.00		1,516,362
BED150KA		Conversion of funding for 19 Staff Positions	W	(19.00)	-	(2,386,320)		(19.00)	(1,547,082)	(19.00)		(1,547,082)
BED100SM		Request STEP Grant Ceiling for FY 2019	P			700,000			700,000			700,000
BED138GI		Transfer Special Fund Ceiling from HSEO	B	-	-	50,000,000			50,000,000			50,000,000
BED120SI		Transfer Special Fund Ceiling to HGIA	B	-	-	(50,000,000)			(50,000,000)			(50,000,000)
BED120SI		Conversion of Energy Analyst Position	N	-	1.00	-		1.00			1.00	



Proposed Budget Reductions

Prog ID	Sub - Org	Description of Reduction	Impact of Reduction	MOF	FY18			FY19			FY18 Restriction (Y/N)
					Pos (P)	Pos (T)	\$\$\$	Pos (P)	Pos (T)	\$\$\$\$	
BED 120SI		Transfer Special Fund Ceiling from HSEO	This is transferring the Special Fund Ceiling to BED138 HGIA - see Additions							-50,000,000	N
BED 150KA		Conversion of funding for 19 Staff Positions	This is offset by a request for General Funding of the 19 positions - see Additions					(19.00)		-1,547,082	N
BED 130FA		Delete Two Temporary Student Intern Position Counts	This change is to correct an error in the BJ table for the two student intern positions						(0.96)		N

Department of Business, Economic Development and Tourism  
Proposed Budget Additions

Table 6

Prog ID	Sub- Org	Addition Type	Prog. ID Priorit y	Dept- Wide Priority	Description of Addition	Justification	MOF	FY19		
								Pos (P)	Pos (T)	\$\$\$
BED 138 GI			1	3	Transfer Special Fund Ceiling from HSEO	Transfer the Special Fund ceiling from the Hawaii State Energy Office to the Hawaii Green Infrastructure Authority (BED 138/GI) which manages the Green Energy Market Securitization (GEMS) program. As the HGIA was established in 2014 to administer the Hawaii Green Infrastructure loan program, the Green Infrastructure Special Fund should be moved to the HGIA.	B			50,000,000
BED 120 SI			1	12	Conversion of Energy Analyst Position	An Energy Analyst position (#122382), 100% federally funded by repurposed State Energy Program - ARRA funds, was established and filled in FY18 based on approval from the U.S. Department of Energy. The position is to support clean transportation initiatives within the Hawaii State Energy Office for fulfilling the responsibilities of the Lead Agency for Hawaii under the Environmental Mitigation Trust portion of the Volkswagen Settlement. The is to ensure that HSEO has the resources to develop and implement the Beneficiary Mitigation Plan required under the Environmental Mitigation Trust.	N		1.00	0
BED 100 SM			1	6	Request STEP Grant Ceiling for FY 2019	Request a federal grant ceiling of \$ 700,000 for the STEP grant that has been changed from a pilot program to a permanent program.	P			700,000
BED 150 KA			1	1	Conversion of funding for 19 Staff Positions	The fees and assessments that HCDA is able to charge developers and land owners in the district, by statute is structured to fund improvement projects in the district with funding for 19 of HCDA's 23 staff positions historically funded through a legislative CIP appropriation. The other revenues generated by the HCDA is otherwise inadequate to cover staff positions and recurring costs for the maintenance and operation of the HCDA and HCDA-owned properties.	A	19.00		1,516,362
BED 146 EL			1	2	Aquaculture Accelerator/Incubator Initiative	This supports the Governor's priorities regarding Economic Diversification and and Agriculture to double food production. Aquaculture is the world's fastest growing agriculture sector and produces more than 50% of global seafood supply. By 2020 the industry value is expected to reach \$200Bn; a 38% increase from today. As the world demands more and more seafood; the wild fisheries are no longer able to support that and any future growth of seafood is going to have to be together with industrial scale aquaculture. Accordingly, there is a clear global trend and demand for more innovative industrial scale aquaculture, particularly in open marine environments. The federal government has also recently stated the desire to open up the Pacific, for the first time, to offshore aquaculture. The Hawaii Center for Aquaculture Sustainability (HCAS) will provide proof-of-concept (POC) and commercialization services to start-ups in Hawaii's Aquaculture cluster. This initiative is focused on attracting investor capital and a follow-on fund for aquaculture in Hawaii to develop technical and intellectual property that can benefit a global industry. The general approach is to create a facility and program at NELHA, using the existing world-class facilities, to attract entrepreneurs in startups to help them get into the market and find a commercial space for their project. The initiative will target companies that service global markets, develop new cultured species, pioneer new feed sources and the technologies needed to support open ocean and land based aquaculture. We anticipate ten acceleration support plans per year resulting in 2-3 businesses entering accelerator per year.	A			500,000

Department of Business, Economic Development and Tourism  
Proposed Budget Additions

Table 6

<u>Prog ID</u>	<u>Sub- Org</u>	<u>Addition Type</u>	<u>Prog ID Priorit y</u>	<u>Dept- Wide Priority</u>	<u>Description of Addition</u>	<u>Justification</u>	<u>MOF</u>	<u>Pos (P)</u>	<u>Pos (T)</u>	<u>\$\$\$</u>
BED 100 SM			1	4	Celebration of 150th Anniversary of Japanese immigration to Hawaii	2018 will mark the 150th anniversary of Japanese immigration to Hawaii. A major community event for the State to participate in will be planned, which also promotes our investment and trade relations with Japan, and enhances our Japan sister state relations. A food and products festival at the Hawaii Convention Center or Blaisdell Center bringing together Japanese food and products purveyors, coupled with Japanese cultural demonstrations would be produced. This fair would highlight all the contributions--cultural, business, and historical that were made by the Japanese and continues to make in Hawaii society.	A			150,000
BED 100 SM			1	5	25th Anniversary of Taiwan Sister-State Relationship	Taiwan is one of Hawaii's most active sister states. A de facto Consulate Office--the Taiwan Economic and Cultural Office (TECO) resides in Hawaii. Taiwan also subsidizes rent for the State of Hawaii Office in Taipei. Taiwan is a major market for Hawaii's export of goods and services, and attraction of international students to Hawaii. A mission to Taiwan is planned to increase exports to and investments from Taiwan, and to commemorate the 25th anniversary of sister state. This mission would take place during the week of US Business Day in Taiwan to take advantage of additional contacts and services that Taiwan could provide to enhance trade and investment.	A			50,000
BED 143 TE			1	7	HSBIR Phase II and III	Hawaii small businesses have been nationally competitive in securing SBIR phase I and II grants due in large part to the existing Hawaii SBIR matching grant program. SBIR companies in Hawaii support high wage jobs where nearly 50% staff earn more than \$100,000 annually. The existing Hawaii SBIR program has a successful track record attracting over 20 federal dollars for each state dollar. For every dollar the state provides for the matching grant program, \$27 in state taxes are generated. The Hawaii SBIR matching grant program is critical for the development of Hawaii's high tech industry. Without the grant, businesses are falling short of the goal of getting their product to market due to lack of follow-on funding. The grant funding helps to: 1) fully develop a commercial product 2) secure additional investment from joint venture, angel and venture funding, and 3) manufacture and sell their products.  Act 216, SLH 2015 appropriated \$2 million to provide state matching funds to address this shortfall. The new phase II and phase III matching grant is targeted support to help businesses bridge the funding gap prior to larger scale investments and commercialization opportunities that provide sustained revenue streams. In 2016 total economic impact of HSBIR funded companies was \$89.5 million. In FY16 and FY17 \$2 million was appropriated each year funding a total of 22 SBIR companies. In FY18 the funding was reduced to \$1 million which will allow the program to only fund 3 to 4 companies.	A			500,000

Department of Business, Economic Development and Tourism  
Proposed Budget Additions

Table 6

<u>Prog ID</u>	<u>Sub- Org</u>	<u>Addition Type</u>	<u>Prog ID Priorit y</u>	<u>Dept- Wide Priority</u>	<u>Description of Addition</u>	<u>Justification</u>	<u>MOF</u>	<u>Pos (P)</u>	<u>Pos (T)</u>	<u>\$\$\$</u>
BED 143 TE			1	8	Exceleator Program	<p>For FY18 \$1 million was appropriated to provide operational funding to support Hawaii's Startup Accelerators. The accelerators in Hawaii are still in their early formation and need financial support to provide the necessary training to equip young entrepreneurs for success. Hawaii's accelerator programs have received national recognition for their programs and achievements. These accelerators support early-stage, growth-driven companies in Hawaii through education and mentorship. The accelerator experience for these startup companies is a process of intense, rapid, and immersive education aimed at accelerating the life cycle of young innovative companies, thereby potentially improving startups' outcomes.</p> <p>This request is to fund \$750,000 for FY19 and beyond. There are new accelerators being created that will help more Hawaii early-stage companies achieve success and will help achieve the 80/80 Initiative to create 80,000 new tech and innovation jobs by 2030. The funding is necessary to support the existing and new accelerators.</p>	A			750,000
BED 105 CI			1	9	Request Funding for Film Tax Credit Accounting Services	<p>Act 88/89, Motion Picture, Film and Digital Media Tax Credit program is statutorily mandated to be managed by DBEDT's Hawaii Film Office in conjunction with the final arbiter, the Department of Taxation (DoTAX). An accounting service to assist the division is critical to the oversight of the program, which involves detailed auditing of financial data submitted in the form of Hawaii Production Reports (HPR). Skill set must include familiarity with production budgeting, accounting and auditing to handle the pre-auditing, certification, data/statistical collection and reporting process. Currently these functions are handled by film branch manager and an EDSVI. Since passage of Act 88 and the increase in the credit in 2013/Act 89, only an EDSVI position has been approved to manage the program. In comparison, other States have a minimum of two dedicated staff in addition to a film branch manager. Having this service, and the depth of experience it can provide, will further strengthen the reporting capacity, and operations of the program which drives approximately \$250M of production activity per year to Hawaii.</p>	A			50,000

Department of Business, Economic Development and Tourism  
Proposed Budget Additions

Table 6

Prog ID	Sub- Org	Addition Type	Prog ID Priorit y	Dept- Wide Priority	Description of Addition	Justification	MOF	Pos (P)	Pos (T)	\$\$\$
BED 100 SM			1	10	International Student Attraction Enhanced Program	Overseas study, especially in the Asia-Pacific Region is strong and growing. Although international students studying in Hawaii make a significant contribution to our economy, the numbers have declined over the past year. In the 2016/17 school year, this industry had a \$484 million total impact to Hawaii's economy, generating \$32 million in state taxes and supporting 5,093 jobs. While the rest of the Pacific area is experiencing strong growth in attracting overseas students, Hawaii is lagging. In a recent DBEDT study, in 2016, 31 institutions reported nearly 12,200 foreign students in Hawaii, and in 2017, 27 institutions accounted for 10,800 students. The overall market is dominated by Chinese students who want to study in the US, and this market—along with Japan, Korea-- will be the focus of our promotional, marketing & recruitment strategy. Hawaii's number one market is Japan students, although it has declined by over 25% in the past year. Recruitment, marketing and promotion would be conducted with the Study Hawaii Consortium, a non-profit organization of 30 Hawaii public and private schools (high schools and colleges), that are dedicated to increase its enrollment of international students.	A			50,000
BED 120 SI			1	11	Hawaii State Energy Plan Funding Request	<p>The Governor requested a meeting on September 14, 2017, and asked that DBEDT prepare an Energy Plan. He noted that his request is the result of numerous comments from a number different sources. Therefore, he requested that we prepare an Energy Plan. As with the initial 2008 Hawaii Clean Initiative, due diligence with regard to analyses to support the Energy Plan was completed prior to developing goals and policies. It has been 10 years since the inception of the Hawaii Clean Energy Initiative (HCEI). In 2011, the HCEI Road Map was prepared in coordination with the National Renewable Energy Laboratory. The Road Map outlined key energy sectors, goals, core strategies. With the swift changes in technologies and innovation, new utility grid concerns, and expanding to plans and goals for transportation, we must conduct due diligence by updating analyses and conducting new analyses. Preparing a updated energy plan requires resources.</p> <p>In order to comply with the Governor's request, funds are essential to conduct analyses from which we can develop further policies required to meet our clean energy goals for 2030 and 2045. In addition to the Governor's direct request for an Energy Plan, statutory mandates also support the need for a new energy plan:</p> <ul style="list-style-type: none"> <li>• §196-1: Hawaii, with its near total dependence of imported fossil fuel, is vulnerable to dislocations in the global energy market. Planning is necessary in order for the state to recognize and declare major problems and opportunities in energy resources. There is a real need for comprehensive strategic planning in the effort towards achieving full use of Hawaii's energy resources and the most effective allocation of energy resources throughout the State.</li> <li>• §196-10.5, a Hawaii clean energy initiative is established to manage the state's transition to a clean energy economy</li> <li>• §226-18: "objectives and policies for facility systems – energy," the state must plan for energy facility systems toward the achievement of a dependable statewide energy system, increased energy security, greater diversification, reduction of greenhouse gas emissions, and utility models that prioritize utility customers</li> <li>• §269-92: Renewable Portfolio Standards requires the increased generation of electricity from renewable resources: 10% by 2010, 15% by 2015, 30% by 2020, 40% by 2030, 70% by 2040, and 100% by 2045</li> <li>• §269-96: Energy Efficiency Portfolio Standards will maximize cost-effective energy-efficiency programs and technologies to achieve 4,300 gigawatt hours of electricity use reductions by 2030.</li> </ul>	A			500,000

Department of Business, Economic Development and Tourism  
Proposed Budget Additions

Table 6

Prog ID	Sub- Org	Addition Type	Prog ID Priorit y	Dept- Wide Priority	Description of Addition	Justification	MOF	Pos (P)	Pos (T)	\$\$\$
						Contracts for services would be required for various technical expertise covering electricity grid advancement, electrification of transportation, renewable energy development: (A) \$75,000 to examine opportunities for development of PV on contaminated lands through Hawaii by: (1) conducting desktop analysis using existing data/GIS to identify contaminated or underutilized parcels in Hawaii that are good candidates for solar development; (2) assessing each candidate site to provide landowners information on potential for solar redevelopment; and (3) conducting community education and outreach on general and site-specific activities concerning property clean-up and redevelopment. (B) \$100,000 for Hawaii Statewide Critical Energy Infrastructure Inventory and Risk and Vulnerability Assessment: (1) identifying critical energy infrastructure (CEI) statewide; (2) quantitatively assessing risk and vulnerability for petroleum/gas; (3) prioritize CEI components regarding risk and vulnerability mitigation; and (4) describing energy sector perspective for long-and short-term mitigation and event response measures. (C) \$50,000 for identification and development, tracking, and reporting of metrics related to energy policy (policy adoption rates, effects, etc.) (D) \$75,000 for an analysis on microgrid development in Hawaii to evaluate enabling policies and practices to support the development of microgrids in a manner that is aligned with Hawaii's clean energy goals and policies (including 100% renewable portfolio standard (RPS) by 2045 and 30% energy efficiency portfolio standard (EEPS) by 2030. (E) \$100,000 to analyze state fleet electrification and develop an implementation plan. This would include: (1) analyzing the feasibility, cost, and timeline required to increase electric vehicles (EV) and associated charging stations into the Hawaii state fleet and facility locations; (2) researching procurement mechanisms that could standardize and efficiency track/report the purchase of all state fleet vehicles, including zero emission vehicles; and (3) developing an implementation plan including new statewide vehicle procurement requirements (HRS 103D-412 Light-duty motor vehicle requirements). (F) \$50,000 for the identification and development, tracking, and reporting of metrics related to energy innovation in Hawaii and energy technology adoption. (G) \$50,000 for the identification and development, tracking, and reporting of environmental and land use metrics related to energy.				
						The Hawaii State Energy Office does not have in-house resources, staffing, and expertise related to the above contract services. Allowing time for procurement, an updated plan could be available by December, 2019.				
BED 143 TE			1	13	Manufacturing Assistance Program Grant	The Manufacturing Assistance program was signed into law by Governor Ige in June 2015. The goal of the program is to reduce the need to import consumer products and make Hawaii companies more competitive in the global market by increasing manufacturing in Hawaii. Hawaii's manufacturing companies export products throughout the world, where Made in Hawaii products are desired globally. Manufacturers in Hawaii are challenged to compete because of the high cost of electricity and shipping. The grant program provides funding for businesses to expand by helping with the cost of purchasing equipment, becoming energy efficient, training employees on the use of the equipment, and conducting feasibility studies for new facilities. The support helps Hawaii manufacturers become more efficient and competitive, allowing them to scale its operations for local and/or international production. Act 215, SLH 2015 appropriated \$2 million which funded 51 companies who invested \$38 million in matching funds. The following year, FY17, MAP received \$1 million in appropriation which funded 25 of the 41 applicants. Again in FY18 MAP received \$1 million in funding which HTDC will not be able to award all the qualified applicants. in 2016 the MAP grant recipients contributed \$515 million in economic development to the state  This request to increase funding level to \$500,000 for FY19 and beyond.	A			500,000

Department of Business, Economic Development and Tourism  
Proposed Budget Additions

Table 6

<u>Prog ID</u>	<u>Sub- Org</u>	<u>Addition Type</u>	<u>Prog ID Priorit y</u>	<u>Dept- Wide Priority</u>	<u>Description of Addition</u>	<u>Justification</u>	<u>MOF</u>	<u>Pos (P)</u>	<u>Pos (T)</u>	<u>\$\$\$</u>
BED 113 TO			1	14	Conversion of Two Positions from Permanent to Temporary	Convert two permanent positions to two temporary positions. The positions are HTA Director of Tourism Research (Position # 111599; EM05 )and HTA Tourism Research Manager (Position #111614; SR26).		(2.00)	2.00	

Department of Business, Economic Development and Tourism  
FY18 Restrictions

Table 7

<u>Prog ID</u>	<u>Sub-Org</u>	<u>MOF</u>	<u>Budgeted by Dept.</u>	<u>Restriction</u>	<u>Difference Between Budgeted &amp; Restricted</u>	<u>Percent Difference</u>	<u>Impact</u>
BED100		A	1,390,466	\$ 85,907	\$ 1,304,559	6.2%	Certain projects may not be implemented if restrictions are not lifted later in the fiscal year
BED103		A	629,530	\$ 72,167	\$ 557,363	11.5%	Certain projects such as digitizing documents were curtailed and delaying hiring of staff due to the restriction
BED105		A	1,327,374	\$ 90,420	\$ 1,236,954	6.8%	Various projects were not implemented due to the restriction
BED128		A	1,291,759	\$ 86,803	\$ 1,204,956	6.7%	Reduction of available funds to BED 128 restricts the opportunity to implement various projects
BED130		A	1,223,368	\$ 72,336	\$ 1,151,032	5.9%	Certain projects have been deferred due to the restriction
BED142		A	2,209,222	\$ 108,484	\$ 2,100,738	4.9%	Staffing positions were not filled due to the restriction
BED143		A	4,085,439	\$ 367,318	\$ 3,718,121	9.0%	HTDC had to reduce the number of companies receiving matching grant awards thus reducing the number of new jobs created. Reduction in awards for the Excelerator program, Manufacturing Assistance program, and the HSBIR Phase II and III awards.
BED144		A	1,456,015	\$ 101,286	\$ 1,354,729	7.0%	The restriction has impacted both personnel and operations budget of OP, resulting in re-prioritizing of activities for FY 18, but still making progress towards agency goals and performance measures.
BED150		A	846,000	\$ 61,196	\$ 784,804	7.2%	Carryover general funds for payroll covered the shortfall in the current fiscal year.



Department of Business, Economic Development and Tourism  
 Emergency Appropriation Requests

Table 8

<u>Prog ID</u>	<u>Description of Request</u>	<u>Explanation of Request</u>	<u>MOF</u>	<u>Pos (P)</u>	<u>Pos (T)</u>	<u>\$\$\$</u>
	None					

Department of Business, Economic Development and Tourism  
Expenditures Exceeding Appropriation Ceilings in FY17 and FY18

Table 9

<u>Prog ID</u>	<u>MOF</u>	<u>Date</u>	<u>Appropriation</u>	<u>Amount Exceeding Appropriation</u>	<u>Percent Exceeded</u>	<u>Reason for Exceeding Ceiling</u>	<u>Legal Authority</u>	<u>Recurring (Y/N)</u>	<u>GF Impact (Y/N)</u>
			None						

Department of Business, Economic Development and Tourism  
 Intradepartmental Transfers in FY17 and FY18

Table 10

<u>Actual or Anticipated Date of Transfer</u>	<u>MOF</u>	<u>Pos (P)</u>	<u>Pos (T)</u>	<u>\$\$\$</u>	<u>From Prog ID</u>	<u>Percent of Program ID Appropriation Transferred From</u>	<u>To Prog ID</u>	<u>Percent of Receiving Program ID Appropriation</u>	<u>Reason for Transfer</u>	<u>Recurring (Y/N)</u>
						None				

Department of Business, Economic Development and Tourism  
 Vacancy Report as of November 30, 2017

Table 11

Prog ID	Sub-Org	Date of Vacancy	Expected Fill Date	Position Number	Position Title	Exempt (Y/N)	SR Level	BU Code	Perm Temp (P/T)	FTE	MOF	Budgeted Amount	Actual Salary Last Paid	Authority to Hire (Y/N)	Occupied by 89 Day Hire (Y/N)	# of 89 Hire Appts	Describe if Filled by other Means	Priority # to Retain
BED142AA	N/A	4/21/17	2/1/18	00121913	HI Broadband Init Strategy Ofcr	Y	SRNA	13	T	1.00	A	\$ 98,329.00	\$ 98,328.00	Y	N		Currently in active recruitment.	1
BED120SI	N/A	7/31/17	2/1/18	00012697	Energy Conservation Prgm Mgr	N	EM05	35	P	1.00	B	\$ 117,537.00	\$ 119,892.00	Y	N		Currently filled by temporary assignment	2
BED142AA	N/A	N/A	2/1/18	00120974	Management Analyst IV	N	SR22	13	P	1.00	A	\$ 50,772.00	N/A	Y	N		Currently in active recruitment.	3
BED142AA	N/A	N/A	2/1/18	00122423	Office Assistant III	N	SR08	03	P	1.00	A	\$ 14,000.00	N/A	Y	N		Position planned on being filled	4
BED103DA	N/A	4/16/2017	1/2/2018	121099	Secretary II	N	SR14	63	P	1.00	A	\$ 37,056.00	\$ 37,056.00	Y	N		Job offered made to applicant and start date will be in January 2018.	5
BED105CI	N/A	4/30/17	3/1/18	00044002	Economic Development Spclt V	N	SR24	13	P	1.00	A	\$ 59,448.00	\$ 59,448.00	Y	Y	2	Currently in active recruitment.	6
BED105CI	N/A	11/1/2014	6/1/2018	00044000	Economic Development Spclt V	Y	SR24	13	P	1.00	A	\$ 57,168.00	\$ 62,424.00	Y	Y	3	Position currently being redescribed into another position.	7
BED105CI	N/A	3/15/17	3/1/18	00121196	Office Assistant III	N	SR08	03	P	1.00	A	\$ 28,212.00	\$ 27,132.00	Y	Y	2	Currently in active recruitment.	8
BED144PL	N/A	1/1/2014	4/1/2018	00026624	Planner V	Y	SR24	13	T	1.00	N	\$ 57,168.00	\$ 53,364.00	Y	N		Currently in active recruitment.	9
BED144PL	N/A	8/1/2014	9/30/2018	00012517	Planning Program Admr II	N	ES02	35	P	1.00	A	\$ 108,420.00	\$ 132,216.00	Y	N		Position planned on being filled	10
BED144PZ	N/A	4/28/17	4/1/2018	00102931	CZM Project Analyst	Y	SRNA	13	T	1.00	N	\$ 52,447.00	\$ 51,397.00	Y	N		Position planned on being filled	11
BED145VC	N/A	9/29/17	5/1/2018	00120802	HSDC Associate	Y	SRNA	13	T	1.00	W	\$ 74,980.00	\$ 76,476.00	Y	N		Position planned on being filled	12
BED143TE	N/A	2/28/17	12/1/2017	00102716	Innovation Program Manager	Y	SRNA	13	T	1.00	A	\$ 80,345.00	\$ 80,340.00	Y	N		Job offered and new hire will start 12/1/17	13
BED143TE	N/A	6/30/17	2/1/18	00101816	HTDC Accountant	Y	SRNA	13	T	1.00	A/B	\$ 56,934.00	\$ 56,928.00	Y	N		Currently in active recruitment.	14
BED143TE	N/A	8/13/2011	2/1/18	00102460	HTDC Industry Info Spclt	Y	SRNA	13	T	0.50	B	\$ 110,081.00	\$ 83,412.00	Y	N		Plan to fill as funds becomes available	15
BED143TE	N/A	7/31/17	2/1/18	00116614	MEP Project Engineer	Y	SRNA	13	T	1.00	P	\$ 52,313.00	\$ 53,352.00	Y	N		Currently in active recruitment.	16
BED107BA	N/A	10/15/17	6/30/2018	00024362	Account Clerk III	N	SR11	03	P	1.00	B	\$ 38,592.00	\$ 37,800.00	Y	N		Currently in active recruitment.	17
BED107BA	N/A	1/27/2016	6/30/2018	00024766	Economic Development Spclt V	N	SR24	13	P	1.00	B	\$ 57,168.00	\$ 64,608.00	Y	N		Position planned on being filled	18

Department of Business, Economic Development and Tourism  
 Vacancy Report as of November 30, 2017

Table 11

Prog ID	Sub-Org	Date of Vacancy	Expected Fill Date	Position Number	Position Title	Exempt (Y/N)	SR Level	BU Code	Perm Temp (P/T)	FTE	MOF	Budgeted Amount	Actual Salary Last Paid	Authority to Hire (Y/N)	Occupied by 89 Day Hire (Y/N)	# of 89 Hire Appts	Describe if Filled by other Means	Priority # to Retain
BED107BA	N/A	1/2/2014	6/30/2018	00022200	Ftz Representative	Y	SR26	13	P	1.00	B	\$ 61,824.00	\$ 59,736.00	Y	Y	11	Currently in active recruitment.	19
BED107BA	N/A	9/17/2016	6/30/2018	00025578	Office Assistant IV	N	SR10	03	P	1.00	B	\$ 29,340.00	\$ 31,236.00	Y	N		Currently in active recruitment.	20
BED107BA	N/A	2/1/2015	6/30/2018	00031385	FTZ Warehouse Worker	N	BC06	01	P	1.00	B	\$ 45,036.00	\$ 40,788.00	Y	N		Position planned on being filled	21
BED120SI	N/A	8/1/17	2/1/18	00119361	Energy Analyst	Y	SRNA	13	T	1.00	B	\$ 80,345.00	\$ 81,948.00	Y	N		Pending Governor's approval to fill.	22
BED120SI	N/A	9/1/17	2/1/18	00101028	Energy Analyst	Y	SRNA	13	T	1.00	B	\$ 72,409.00	\$ 73,860.00	Y	N		Pending Governor's approval to fill.	23
BED120SI	N/A	7/2/17	2/1/18	00119412	Energy Analyst	Y	SRNA	13	T	1.00	B	\$ 91,076.00	\$ 103,512.00	Y	N		Currently in active recruitment.	24
BED130FA	N/A	N/A	1/2/18	00122493	Economist VI	N	SR26	13	P	1.00	A	\$ 28,584.00	N/A	Y	N		Job offer was accepted, incumbent starting 1/2/2018	25
BED160HA	N/A	08/05/14	02/01/18	102020	Secretary to the Executive Director	Y	SRNA	63	T	1	W	\$ 59,351	\$ 58,416	Y			Position Planned to be filled 02/01/17.	26
BED160HA	N/A	03/10/05	01/16/18	100932	Property Management Coordinator I	Y	SRNA	13	T	1	W	\$ 65,739	\$ 56,040	Y			Legislature gave back position July 2010. Request to fill is currently pending. Position planned to be filled	27
BED160HA	N/A	10/01/17	3/1/2018	118401	HHFDC Corporate Controller	Y	SRNA	13	T	1	W	\$ 96,317	\$ 100,968	Y			Position planned to be filled.	28
BED160HF	N/A	06/20/07	3/1/2018	105731	Mortgage & Rental Finance Section Chief	Y	SRNA	23	T	1	W	\$ 79,765	\$ 64,936	Y			Position planned to be filled.	29
BED160HF	N/A	03/20/07	3/1/2018	92004B	Program Specialist & Tenant Services	Y	SRNA	13	T	1	W	\$ 71,072	\$ 55,500	Y			Position planned to be filled.	30
BED160HD	N/A	05/19/17	12/1/2017	100930	Housing Development Specialist II	Y	SRNA	13	T	1	W	\$ 69,540	\$ 69,540	Y			Position to be filled 12/01/17.	31
BED160HD	N/A	07/23/16	3/1/2018	100385	Housing Development Specialist I	Y	SRNA	13	T	1	W	\$ 60,786	\$ 59,736	Y			Position planned to be filled.	32
BED160HF	N/A	09/01/16	3/1/2018	118415	Housing Finance Specialist I	Y	SRNA	13	T	1	W	\$ 58,435	\$ 59,736	Y			Position planned to be filled.	33
BED160HA	N/A	09/17/01	3/1/2018	40990	Department Personnel Officer I	N	EM01	35	P	1	W	\$ 72,624	\$ 47,448	Y			Legislature gave back position July 2010. Position planned to be filled.	34
BED160HF	N/A	12/31/13	3/1/2018	25650	Housing Loan Services Officer	N	SR24	23	P	1	W	\$ 57,168	\$ 78,996	Y			Position planned to be filled.	35
BED160HD	N/A	02/16/07	3/1/2018	97009B	Secretary III	N	SR16	63	P	1	W	\$ 37,056	\$ 32,424	Y			Position planned to be filled.	36

Department of Business, Economic Development and Tourism  
Vacancy Report as of November 30, 2017

Table 11

Prog ID	Sub-Org	Date of Vacancy	Expected Fill Date	Position Number	Position Title	Exempt (Y/N)	SR Level	BU Code	Perm Temp (P/T)	FTE	MOF	Budgeted Amount	Actual Salary Last Paid	Authority to Hire (Y/N)	Occupied by 89 Day Hire (Y/N)	# of 89 Hire Appts	Describe if Filled by other Means	Priority # to Retain
BED160HD	N/A	04/17/17	1/16/2018	42103	Office Assistant IV	N	SR 10	3	P	1	W	\$ 30,468	\$ 29,928	Y	Y	3	Recruitment on-going. Position is currently filled with 89-day hire.	37
BED160HD	N/A	02/18/09	3/1/2018	27586	Office Assistant IV	N	SR10	3	P	1	W	\$ 29,340	\$ 29,928	Y	Y	5	Legislature gave back position July 2010. Position planned to be filled. Position is currently filled with 89-day hire.	38
BED160HA	N/A	02/15/07	3/1/2018	121250	Account Clerk V	N	SR15	3	P	1	W	\$ 35,676	\$ 31,212	Y			Position planned to be filled.	39
BED160HA	N/A	02/17/14	3/1/2018	14769	Account Clerk III	N	SR11	3	P	1	W	\$ 30,468	\$ 28,836	Y			Position planned to be filled.	40
BED160HF	N/A	04/23/07	3/1/2018	32938	Office Assistant III	N	SR08	3	P	1	W	\$ 27,132	\$ 23,736	Y			Legislature gave back position July 2010. Position planned to be filled.	41
BED160HF	N/A	08/16/12	3/1/2018	27568	Office Assistant III	N	SR08	3	P	1	W	\$ 27,132	\$ 30,036	Y			Position planned to be filled.	42
BED146EL	N/A	6/30/2014	6/1/2018	00102305	NELHA Veh Const Equip Mech	Y	SRNA	01	T	1.00	B	\$ 40,334.00	\$ 37,260.00	Y	N		Position planned on being filled	43
BED146EL	N/A	12/31/2013	6/1/2018	00102316	NELHA Groundskeeper II	Y	SRNA	01	T	1.00	B	\$ 39,247.00	\$ 36,252.00	Y	N		Position planned on being filled	44
BED146EL	N/A	6/30/2007	6/1/2018	00102526	NELHA Microbiologist III	Y	SRNA	13	T	1.00	B	\$ 51,952.00	\$ 47,448.00	Y	N		Position planned on being filled	45
BED146EL	N/A	6/30/2007	6/1/2018	00102694	NELHA Chemist III	Y	SRNA	13	T	1.00	B	\$ 46,404.00	\$ 44,066.16	Y	N		Position planned on being filled	46
BED113TO	N/A	3/31/17	6/1/2018	00107928	HTA Budget/Fiscal Officer	Y	SRNA	13	T	1.00	B	\$ 92,132.00	\$ 92,136.00	Y	N		Currently in active recruitment.	47
BED113TO	N/A	5/16/17	6/1/2018	00111599	HTA Director of Tourism Research	Y	SRNA	73	T	1.00	B	\$ 112,476.00	\$ 112,476.00	Y	N		Position filled on 12/9/17.	48
BED113TO	N/A	7/20/17	6/1/2018	00118356	HTA Administrative Assistant	Y	SRNA	13	T	1.00	B	\$ 47,357.00	\$ 48,300.00	Y	N		Position planned on being filled	49
BED113TO	N/A	9/11/2015	n/a	00028287	HTA Dir of Meetings Conv&Incent	Y	SRNA	13	T	1.00	B	\$ 173,764.00	\$ 107,250.00	Y	N		Position planned on being filled	50
BED113TO	N/A	5/16/2016	n/a	00107915	HTA Accounting Assistant	Y	SRNA	03	T	1.00	B	\$ 37,116.00	\$ 37,116.00	Y	N		Position planned on being filled	51
BED113TO	N/A	2/1/2015	n/a	00107916	HTA Administrative Assistant	Y	SRNA	13	T	1.00	B	\$ 46,556.00	\$ 44,208.00	Y	N		Position planned on being filled	52
BED113TO	N/A	7/1/2015	n/a	00107917	HTA Admin Assistant	Y	SRNA	13	T	1.00	B	\$ 46,575.00	\$ 45,000.00	Y	N		Position planned on being filled	53
BED113TO	N/A	7/7/2015	n/a	00107926	HTA Tourism Brand Manager	Y	SRNA	13	T	1.00	B	\$ 76,001.00	\$ 72,168.00	Y	N		Position planned on being filled	54

Department of Business, Economic Development and Tourism  
Positions Established by Acts other than the State Budget as of November 30, 2017

Table 12

<u>Prog ID</u>	<u>Sub- Org</u>	<u>Date Established</u>	<u>Legal Authority</u>	<u>Position Number</u>	<u>Position Title</u>	<u>Exemp t (Y/N)</u>	<u>SR Level</u>	<u>BU Code</u>	<u>T/P</u>	<u>MOF</u>	<u>FTE</u>	<u>Annual Salary</u>	<u>Filled (Y/N)</u>	<u>Occupied by 89 Day Hire (Y/N)</u>
BED120SI	N/A	7/1/2017	HRS , 76-16(b)(27)	122382	Energy Analyst	Y	SRNA	13	T	N	1.00	\$ 64,980.00	Y	N
BED144PZ	N/A	8/1/2015	HRS 76-16(b)(12)	121808	CZM Policy Analyst	Y	SRNA	73	T	N	0.49	\$ 29,160.00	Y	N
BED144PL	N/A	11/1/2016	Act 127, SLH 2016	122197	Special Plans Project Analyst	Y	SRNA	13	T	A	1.00	\$ 58,584.00	Y	N
BED138GI	N/A	5/1/2015	Act 211, SLH 2013	121719	HGIA Accountant	Y	SRNA	73	T	B	0.49	\$ 46,674.00	Y	N

Department of Business, Economic Development and Tourism  
Overtime Expenditure Summary

Table 13

Prog ID	Sub-Org	Program Title	MOF	FY17 (actual)			FY18 (estimated)			FY19 (budgeted)		
				<u>Base Salary</u>	<u>Overtime</u>	<u>Overtime</u>	<u>Base Salary</u>	<u>Overtime</u>	<u>Overtime</u>	<u>Base Salary</u>	<u>Overtime</u>	<u>Overtime</u>
				<u>\$\$\$\$</u>	<u>-\$-\$-\$</u>	<u>Percent</u>	<u>\$\$\$\$</u>	<u>-\$-\$-\$</u>	<u>Percent</u>	<u>\$\$\$\$</u>	<u>-\$-\$-\$</u>	<u>Percent</u>
BED142AA		Departmental Administration	A	\$ 1,684,624	\$ 7,158	0.42%	\$2,072,552	\$ 8,000	0.39%	\$2,086,552	\$ 8,000	0.38%
BED120SI		Hawaii State Energy Office	B	\$ 2,559,996	\$ 3,981	0.16%	\$2,855,722	0	0.00%	\$2,932,582	0	0.00%
BED146EL		Natural Energy Lab of Hawaii Authority	B	\$ 1,174,080	\$ 1,486	0.13%	\$1,468,242	0	0.00%	\$1,468,242	0	0.00%
BED105CI		Creative Industries Division	B	\$1,163,622	\$ 2,065	0.18%	\$803,076	0	0.00%	\$803,076	0	0.00%



Department of Business, Economic Development and Tourism  
Active Contracts as of December 1, 2017

Table 14

Prog ID	MOF	Amount	Frequency (M/A/O)	Max Value	Outstanding Balance	Term of Contract			Entity	Contract Description	Explanation of How Contract is Monitored	POS Y/N	Category E/L/P/C/G/S
						Date Executed	From	To					
BED100	A	Various	O	\$ 142,500	\$ 72,500	6/23/2017	7/21/2017	5/1/2018	University of Hawaii	DEVELOP AND PROMOTE A PRISON INMATE TRAINING AND MENTORING PROGRAM	Project Manager monitors progress of contract and payment on an ongoing basis	Y	S
BED100	A	Various	O	\$ 155,000	\$ 45,000	6/24/2016	4/29/2016	3/31/2018	Study Hawaii Educational Consortium dba Study Hawaii	STUDY HAWAII SHALL SUPPORT THE STATE'S MARKETING & PROMOTIONAL EFFORTS I	Project Manager monitors progress of contract and payment on an ongoing basis	Y	S
BED100	P	Various	O	\$ 70,000	\$ 20,000	2/27/2017	2/14/2017	9/30/2017	Maui Economic Development Board	OVERSEE AND ASSIST HAWAII COMPANIES WHO ARE PARTICIPATING IN THE TOKYO	Project Manager monitors progress of contract and payment on an ongoing basis	Y	S
BED100	P	Various	O	\$ 75,000	\$ 22,500	2/28/2017	12/20/2016	9/30/2017	Hawaii Pacific Export Council	PROVIDE MENTORING, PRIMARY SPEAKING, & TRAINING SVCS FOR EXPORT DEVELOPMENT PROGRAM WORKSHOPS	Project Manager monitors progress of contract and payment on an ongoing basis	Y	S
BED100	P	Various	O	\$ 25,000	\$ 2,500	4/21/2017	2/14/2017	9/29/2017	University of Hawaii	PROVIDE COUNSELING, SPEAKING, TRAINING AND PROMOTIONAL SVCS F/EXPORT	Project Manager monitors progress of contract and payment on an ongoing basis	Y	S
BED100	A	Various	O	\$ 27,500	\$ 2,750	9/5/2017	7/1/2017	5/31/2018	Honolulu Japanese Chamber of Commerce	PLAN AND COORDINATE THE COMMEMORATIVE EVENTS OF THE 20TH ANNIVERSARY OF THE PREFECTURE OF HIROSHIMA AND HAWAII SISTER-STATE RELATIONSHIP	Project Manager monitors progress of contract and payment on an ongoing basis	Y	S
BED144	A	Varies	O - per payment schedule	\$ 49,714	\$ 12,321	10/5/2016	10/7/2016	12/31/2017	OCEANIT LABORATORIES, INC.	09/30/2017 DESIGN AND DEVELOPMENT OF ACCESS DATABASE AND GIS INTERFACE	Through respective contract scope of services, time of performance, compensation and payment schedule conditions.	Y	S
BED144	A	Varies	O - per payment schedule	\$ 49,933	\$ 41,052	10/5/2016	10/7/2016	12/31/2017	SSFM INTERNATIONAL, INC.	06/30/17 SERVICES FOR THE COMPREHENSIVE REVIEW OF THE HRS CHPTR 226, THE	Through respective contract scope of services, time of performance, compensation and payment schedule conditions.	Y	S
BED144	N	Varies	O - per payment schedule	\$ 75,000	\$ 65,400	2/27/2017	2/28/2017	6/30/2018	SSFM INTERNATIONAL, INC.	12/31/17 SERVICES TO DEVELOP A REPORT ASSESSING THE FEASIBILITY AND IMPLICATIONS	Through respective contract scope of services, time of performance, compensation and payment schedule conditions.	Y	S

Department of Business, Economic Development and Tourism  
Active Contracts as of December 1, 2017

Table 14

Prog ID	MOF	Amount	Frequency (M/A/O)	Max Value	Outstanding Balance	Date Executed	From	To	Entity	Contract Description	Explanation of How Contract is Monitored	POS Y/N	Category E/L/P/C/G/S
BED150	C/W	Varies	Other-when work is performed and billed	\$ 1,080,938	\$ 207,794	7/20/2010	8/2/2010	Final acceptance from the State	HO, RONALD N. S. & ASSOCIATES,	Design & Construct Kalaeloa Energy Corridor on Enterprise	Contracts are monitored continuously through discussion with contractor and review of all invoices prior to payment	Y	S
BED150	W	Varies	Other-when work is performed and billed	\$ 155,397	\$ 151,672	4/26/2011	6/1/2011	After SHPD approval	CULTURAL SURVEYS HAWAII, INC.	Archaeological monitoring for the Fort Barette/Enterprise Road Energy Corridor	Contracts are monitored continuously through discussion with contractor and review of all invoices prior to payment	Y	S
BED150	W	Varies	Other-when work is performed and billed	\$ 290,706	\$ 35,698	12/19/2011	1/3/2012	12/14/2014	MITSUNAGA & ASSOCIATES, INC.	Remediation and converting American brewery bldg. to office space	Contracts are monitored continuously through discussion with contractor and review of all invoices prior to payment	Y	S
BED150	W	Varies	Other-pending litigation	\$ 5,386,914	\$ 159,220	5/28/2013	6/5/2013	9/28/2014	CLOSE CONSTRUCTION, INC.	Renovation of the American Brewery Building Kakaako	Contracts are monitored continuously through discussion with contractor and review of all invoices prior to payment	Y	C - Construction
BED150	W	Varies	Other-when work is performed and billed	\$ 350,000	\$ 284,256	7/22/2013	7/16/2013	No expiration	LAW OFFICES OF KYONG-SU-IM	Legal svcs for 690 Pohukaina Project	Contracts are monitored continuously through discussion with contractor and review of all invoices prior to payment	Y	S
BED150	W	Varies	Other-when work is performed and billed	\$ 25,000	\$ 18,000	10/16/2013	10/16/2013	No expiration	ENGLEKIRK STRUCTURAL ENGINEERS	Expert consultant services for renovations of the American Brewery Bldg	Contracts are monitored continuously through discussion with contractor and review of all invoices prior to payment	Y	S
BED150	W	Varies	Other-when work is performed and billed	\$ 350,000	\$ 184,923	5/14/2014	5/14/2014	No expiration	FUKUNAGA MATAYOSHI HERSHEY &	Retain special legal counsel to represent HCDA regarding complaint filed by Close Construction	Contracts are monitored continuously through discussion with contractor and review of all invoices prior to payment	Y	S
BED150	W	Varies	Monthly	\$ 246,711	-0-	11/7/2014	11/17/2014	11/16/2017	HONOLULU MERCHANT PATROL &	Furnish security and vehicle towing services	Contracts are monitored continuously through discussion with contractor and review of all invoices prior to payment	Y	S
BED150	W	Varies	Monthly	\$ 197,447	\$ 25,754	3/12/2015	3/18/2015	3/17/2018	KLEENCO CORPORATION	Janitorial svcs for American Brewery Building	Contracts are monitored continuously through discussion with contractor and review of all invoices prior to payment	Y	S

Department of Business, Economic Development and Tourism  
Active Contracts as of December 1, 2017

Table 14

<u>Prog ID</u>	<u>MOF</u>	<u>Amount</u>	<u>Frequency (M/A/O)</u>	<u>Max Value</u>	<u>Outstanding Balance</u>	<u>Date Executed</u>	<u>From</u>	<u>To</u>	<u>Entity</u>	<u>Contract Description</u>	<u>Explanation of How Contract is Monitored</u>	<u>POS Y/N</u>	<u>Category E/L/P/C/G/S</u>
BED150	W	Varies	Other-when work is performed and billed	\$ 330,829	\$ 198,691	4/9/2015	6/1/2015	5/31/2017	AECOM TECHNICAL SERVICES, INC.	Comply with NPDES permit requirements in Kakaako and Kewalo Basin Harbor Opt to Exted 12 mos	Contracts are monitored continuously through discussion with contractor and review of all invoices prior to payment	Y	S
BED150	W	Varies	Monthly	\$ 27,600	\$ 13,150	6/30/2015	7/1/2015	6/30/2018	KONE, INC.	Elevator maintenance svc American Brewery Building	Contracts are monitored continuously through discussion with contractor and review of all invoices prior to payment	Y	S
BED150	W	Varies	Monthly	\$ 127,074	\$ 164	11/3/2015	12/3/2015	12/2/2017	NOHONANI LANDSCAPE, LLC	GROUNDS MAINTENANCE SERVICES FOR KOLOWALU PARK - KAKAAKO COMMUNITY	Contracts are monitored continuously through discussion with contractor and review of all invoices prior to payment	Y	S
BED150	W	Varies	Other-when work is performed and billed	\$ 91,798	\$ 80,198	12/3/2015	12/14/2015	12/2/2020	MOFFATT & NICHOL	PROFESSIONAL SERVICES FOR KEWALO BASIN HARBOR FISHERMAN'S WHARF REPAIRS	Contracts are monitored continuously through discussion with contractor and review of all invoices prior to payment	Y	S
BED150	W	Varies	Monthly	\$ 30,000	\$ 44,089	1/15/2016	2/1/2016	1/31/2018	HAWAII PLUMBING GROUP LLC	BLDG MAINTENANCE SVCS FOR HCDA OFFICE AT 547 QUEEN ST AM BREWERY BLDG	Contracts are monitored continuously through discussion with contractor and review of all invoices prior to payment	Y	S
BED150	C/W	Varies	Other-when work is performed	\$ 4,847,700	\$ 4,847,700	6/14/2016	9/15/2017	8/11/2018	PAUL'S ELECTRICAL CONTRACTING	CONSTRUCTION OF KALAELOA ENERGY CORRIDOR PROJECT	Contracts are monitored continuously through discussion with contractor and review of all invoices prior to payment	Y	C - Construction
BED150	C/W	Varies	Other-when work is performed	\$ 432,123	\$ 42,626	6/30/2016	2/1/2017	7/1/2017	COLUCCIO, FRANK CONSTRUCTION CO	KEWALO BASIN HARBOR JETTY REPAIRS	Contracts are monitored continuously through discussion with contractor and review of all invoices prior to payment	Y	C - Construction
BED150	W	Varies	Monthly	\$ 119,600	\$ 510,471	11/15/2016	12/3/2016	12/2/2018	HAWAII NATIONAL LANDSCAPE,	HAWAII NATIONAL LANDSCAPE,	Contracts are monitored continuously through discussion with contractor and review of all invoices prior to payment	Y	S
BED150	W	Varies	Monthly	\$ 138,570	\$ 122,776	11/17/2016	12/1/2016	11/30/2019	HONEYWELL INTERNATIONAL, INC.	MAINTENANCE & REPAIRS OF AIR CONDITION OF MAERICAN BREWERY BLDG	Contracts are monitored continuously through discussion with contractor and review of all invoices prior to payment	Y	S

Department of Business, Economic Development and Tourism  
Active Contracts as of December 1, 2017

Table 14

<u>Prog ID</u>	<u>MOF</u>	<u>Amount</u>	<u>Frequency (M/A/O)</u>	<u>Max Value</u>	<u>Outstanding Balance</u>	<u>Date Executed</u>	<u>From</u>	<u>To</u>	<u>Entity</u>	<u>Contract Description</u>	<u>Explanation of How Contract is Monitored</u>	<u>POS Y/N</u>	<u>Category E/L/P/C/G/S</u>
BED150	C/W	Varies	Other-when work is performed	\$ 150,500	\$ 150,500	2/8/2017	4/1/2017	3/31/2021	HO, RONALD N. S. & ASSOCIATES,	DESIGN SVCS FOR KALAELOA ENERGY CORRIDOR-ENTERPRISE AVE	Contracts are monitored continuously through discussion with contractor and review of all invoices prior to payment	Y	S
BED150	W	Varies	Other-when work is performed	\$ 18,800	\$ 14,200	2/16/2017	3/2/2017	3/2/2018	OCEANIT LABORATORIES, INC.	MANAGING HCDA'S LOCAL AREA NETWORK AND WIFI AT ITS OFC AT 547 QUEEN ST	Contracts are monitored continuously through discussion with contractor and review of all invoices prior to payment	Y	S
BED150	W	Varies	Monthly	\$ 673,672	\$ 547,580	3/7/2017	2/1/2017	1/31/2020	WAIKIKI HEALTH	3-YRS JANITORIAL AND TRASH COLLECTION SVCS FOR KWP, MGP, KBP AND KOLOWAL	Contracts are monitored continuously through discussion with contractor and review of all invoices prior to payment	Y	S
BED150	W	Varies	Monthly	\$ 189,098	\$ 167,017	5/18/2017	6/1/2017	5/31/2020	WEST OAHU AGGREGATE CO., INC.	3-YRS REFUSE COLLECTION SVCS AT KAKAAKO WATEFRONT, KEWALO BASIN PARKS,	Contracts are monitored continuously through discussion with contractor and review of all invoices prior to payment	Y	S
BED150	W	Varies	Other-when work is performed	\$ 160,000	\$ 160,000	6/20/2017	7/3/2017	8/3/2018	AECOM TECHNICAL SERVICES, INC.	COMPLYING WITH NPDES PERMIT REQUIREMENTS IN KAKAAKO & KEWALO BASIN HARBO	Contracts are monitored continuously through discussion with contractor and review of all invoices prior to payment	Y	S
BED150	C/W	Varies	Other-when work is performed	\$ 200,000	\$ 136,988	8/28/2017	9/12/17	9/12/2019	FERRARO CHOI & ASSOCIATES,	2 REMAING STRUCTURES AT THE HISTORIC ALA MOANA PUMP STATEION	Contracts are monitored continuously through discussion with contractor and review of all invoices prior to payment	Y	S
BED150	W	Varies	Other-when work is performed	\$ 150,000	\$ 150,000	9/19/2017	9/25/2017	9/25/2018	TOWNSCAPE, INC.	NTP 365 PREPARATION OF THE HEEIA COMMUNITY DEVELOPMENT DISTRICT PLAN &	Contracts are monitored continuously through discussion with contractor and review of all invoices prior to payment	Y	S
BED150	W	Varies	Monthly	\$ 116,790	\$ 116,790	11/3/2017	11/8/2017	11/7/2020	DOONWOOD ENGINEERING, INC.	FURNISHING MAINTENANCE, REPAIR, TESTING SVCS FOR SEWAGE PUMP & BACKFLOW	Contracts are monitored continuously through discussion with contractor and review of all invoices prior to payment	Y	S
BED150	W	Varies	Monthly	\$ 331,481	\$ 331,481	11/30/2017	11/30/2017	11/30/2018	MYDATT SERVICES INC.	11/30/2018 SECURITY GUARD & SOCIAL OUTREACH SVCS F/HCDA PUBLIC PARKS	Contracts are monitored continuously through discussion with contractor and review of all invoices prior to payment	Y	S

Department of Business, Economic Development and Tourism  
Active Contracts as of December 1, 2017

Table 14

Prog ID	MOF	Amount	Frequency (M/A/O)	Max Value	Outstanding Balance	Date Executed	From	To	Entity	Contract Description	Explanation of How Contract is Monitored	POS Y/N	Category E/L/P/C/G/S
BED143	B	Varies	monthly	\$ 219,240	\$ 219,240	1/18/1994	6/27/2013	12/31/2017	HAWAIIAN ELECTRIC CO., INC.	LEASE OF WAREHOUSE/OFFICE SPACE AT 531 COOKE ST. (HAWAII ELECTRIC VEHICLE PROGRAM)	Contracts are monitored continuously through discussion with contractor and review of all invoices prior to payment	N	L
BED143	B	Varies	Other/as work is completed	\$ 440,000	\$ 162,023	11/18/2011	11/1/2015	10/31/2016	COLLIER'S INTL HI HOLDINGS LLC	ASSET MANAGEMENT FOR MANOA INNOVATION CENTER (MIC), SUPPL. 7	Contracts are monitored continuously through discussion with contractor and review of all invoices prior to payment	Y	S
BED143	B	Varies		\$ 440,000	\$ 162,023	11/18/2011	11/4/2016	10/31/2017	COLLIER'S INTL HI HOLDINGS LLC	ASSET MANAGEMENT FOR MANOA INNOVATION CENTER(MIC)& MAUI RESEARCH &	Contracts are monitored continuously through discussion with contractor and review of all invoices prior to payment	Y	S
BED143	B	Varies	Other/as task is completed	\$ 564,875	\$ 109,232	3/22/2012	3/21/2012	9/30/2017	US HYBRID CORPORATION	INITIAL FUNDNG OF CONTRACT TO CONVERT STEP VAN TO A PLUG-IN SERIES FUEL CELL HYBRID SYSTEM	Contracts are monitored continuously through discussion with contractor and review of all invoices prior to payment	Y	S
BED143	B	Varies	Other/as task is completed	\$ 1,073,113	\$ 195,000	8/29/2012	8/15/2012	9/30/2017	US HYBRID CORPORATION	INITIAL FUNDING OF CONTRACT TO INTEGRATE A SECURE POWER ON DEMAND SYSTSTEM TO FUEL CELL HYBRID SYSTEM	Contracts are monitored continuously through discussion with contractor and review of all invoices prior to payment	Y	S
BED143	B	Varies	Other/as task is completed	\$ 1,570,811	\$ 75,826	9/4/2012	8/31/2012	9/30/2017	US HYBRID CORPORATION	INITIAL FUNDING OF CONTRACT TO CONVERT TOW TRACTOR TO HYDROGEN POWERED TO FUEL CELL HYBRID SYSTEM	Contracts are monitored continuously through discussion with contractor and review of all invoices prior to payment	Y	S
BED143	B	Varies	Other/as task is completed	\$ 1,949,586	\$ 120,055	1/30/2013	1/9/2013	9/30/2017	H NU PHOTONICS LLC	INITIAL FUNDING TOWARDS CONTRACT TO DEVELOP, FABRICATE & DELIVER A ZERO NET ENERGY, CONCENTRATED PHOTOVOLTAIC & BATTERY ENERGY STORAGE SYSTEM	Contracts are monitored continuously through discussion with contractor and review of all invoices prior to payment	Y	S
BED143	B	Varies	Other/as task is completed	255301   50584.05	25885.0   20584.05	1/30/2013	1/9/2013	9/30/2017	H NU PHOTONICS LLC	INITIAL FUNDING TOWARDS CONTRACT TO DEVELOP, FABRICATE & DELIVER A ZERO NET ENERGY, CONCENTRATED PHOTOVOLTAIC & BATTERY ENERGY STORAGE SYSTEM	Contracts are monitored continuously through discussion with contractor and review of all invoices prior to payment	Y	S

Department of Business, Economic Development and Tourism  
Active Contracts as of December 1, 2017

Table 14

Prog ID	MOF	Amount	Frequency (M/A/O)	Max Value	Outstanding Balance	Date Executed	From	To	Entity	Contract Description	Explanation of How Contract is Monitored	POS	Category
												Y/N	E/L/P/C/G/S
BED143	B	Varies	Other/as task is completed	485077   87494.75	193875.75   87494.75	1/30/2013	1/9/2013	9/30/2017	H NU PHOTONICS LLC	INITIAL FUNDING TOWARDS CONTRACT TO DEVELOP, FABRICATE & DELIVER A ZERO NET ENERGY, CONCENTRATED PHOTOVOLTAIC & BATTERY ENERGY STORAGE SYSTEM	Contracts are monitored continuously through discussion with contractor and review of all invoices prior to payment	Y	S
BED143	C	Varies	Other/as task is completed	\$ 2,597,934	\$ 1,354,283	3/23/2015	3/27/2015	6/30/2018	FERRARO CHOI & ASSOCIATES,	PLANNING & DESIGN OF HTDC'S FACILITY ON KAKAOKO MAKAI LOT C	Contracts are monitored continuously through discussion with contractor and review of all invoices prior to payment	Y	S
BED143	C	Varies	Other/as task is completed	\$ 2,597,934	\$ 1,354,283	3/23/2015	4/1/2015	7/30/2018	Ferraro Choi and Associates		Contracts are monitored continuously through discussion with contractor and review of all invoices prior to payment	Y	S
BED143	B	Varies	Other/as task is completed	\$ 316,800	\$ 132,000	5/29/2015	6/3/2015	5/31/2018	US HYBRID CORPORATION	INITIAL FUNDING FOR ON-SITE MAINTENANCE SERVICE & SUPPORT FOR ALTERNATIVE VEHICLE FLEET BEING DEMONSTRATED & OPERATED AT JBPHH	Contracts are monitored continuously through discussion with contractor and review of all invoices prior to payment	Y	S
BED143	B	Varies	Monthly	\$ 62,400	\$ 62,400	11/3/2015	11/1/2015	10/31/2016	DOI, WARREN	NEIGHBOR ISLAND INNOVATION INITIATIVE (NI3) IMPLEMENTATION CONTRACTOR ON MAUI	Contracts are monitored continuously through discussion with contractor and review of all invoices prior to payment	Y	S
BED143	B	Varies	Monthly	\$ 48,000	\$ 48,000	11/3/2015	11/1/2015	10/31/2016	LEONARD, THOMAS	NEIGHBOR ISLAND INNOVATION INITIATIVE (NI3) IMPLEMENTATION CONTRACTOR ON HAWAII ISLAND	Contracts are monitored continuously through discussion with contractor and review of all invoices prior to payment	Y	S
BED143	B	Varies	Other/as task is completed	\$ 868,550	\$ 299,500	1/4/2016	1/5/2016	5/31/2018	US HYBRID CORPORATION	INITIAL FUNDING FOR ON SITE OPERATIONS, SUPPORT, & MAINTENANCE OF HYDROGEN STATION AT JBPHH	Contracts are monitored continuously through discussion with contractor and review of all invoices prior to payment	Y	S
BED143	B	Varies	Other/As task is completed	\$ 253,722	\$ 232,030	1/20/2016	1/21/2016	12/31/2017	PERKINS+WILL INC.	PERFORM COMPREHENSIVE NEEDS ASSESSMENT IN THE SEARCH AND DESIGN PHASE OF	Contracts are monitored continuously through discussion with contractor and review of all invoices prior to payment	Y	S
BED143	B	Varies	Monthly/a mount based on Hours used	\$ 95,000	\$ 19,984	5/12/2016	5/13/2016	10/31/2017	BECKER COMMUNICATIONS INC.	MARKETING/PUBLIC RELATIONS SUPPORT SVCS FOR HTDC	Contracts are monitored continuously through discussion with contractor and review of all invoices prior to payment	Y	S

Department of Business, Economic Development and Tourism  
Active Contracts as of December 1, 2017

Table 14

Prog ID	MOF	Amount	Frequency (M/A/O)	Max Value	Outstanding Balance	Date Executed	From	To	Entity	Contract Description	Explanation of How Contract is Monitored	POS Y/N	Category E/L/P/C/G/S
BED143	B	Varies	Other/as task is completed	\$ 1,529,402	\$ 66,370	9/15/2016	9/16/2016	31-July-17 * amending to extend to 30-Nov-17	BURNS & MCDONNELL ENGINEERING	INITIAL FUNDING TOWARDS PHASE 1 OF A MICROGRID DEMONSTRATION PROJECT	Contracts are monitored continuously through discussion with contractor and review of all invoices prior to payment	Y	S
BED143	B	Varies	Other/as task is completed	\$ 179,870	\$ 14,400	11/23/2016	11/29/2016	4/30/2017 * final payment is pending	US HYBRID CORPORATION	INITIAL FUNDING TOWARDS CONTRACT TO COMPLETE A REPOWER FEASIBILITY STUDY	Contracts are monitored continuously through discussion with contractor and review of all invoices prior to payment	Y	S
BED143	B	Varies	Other/as task is completed	\$ 4,908,200	\$ 100,000	12/6/2016	12/7/2016	8/31/2017	BIOMASS ENERGY SYSTEMS, INC.	INITIAL FUNDING TOWARD CONTRACT TO COMPLETELY MODIFY & COMMISSION THE 10	Contracts are monitored continuously through discussion with contractor and review of all invoices prior to payment	Y	S
BED143	B	Varies	Other/as task is completed	\$ 200,000	\$ 73,000	2/13/2017	2/14/2017	09-Aug-17 * amending to extend to 07-Nov-17	HYDROGEN ASSOCIATION, THE	DEVVELOP, FABRICATE, DELIVER, & DEMONSTRATE TWO R&D WORKING ELECTROLYZER	Contracts are monitored continuously through discussion with contractor and review of all invoices prior to payment	Y	S
BED143	B	Varies	Other/as task is completed	\$ 49,025	\$ 9,805	3/15/2017	3/16/2017	06-Aug-17 * amending to extend to 21-Sep-17	HYPERSPECTIVE STUDIOS, INC.	INITIAL FUNDING TO CREATE, DEVELOP & PROVIDE 3 FINISHED CUTTING-EDGE	Contracts are monitored continuously through discussion with contractor and review of all invoices prior to payment	Y	S
BED143	A	Varies	Other/as Milestone reached	\$ 350,000	\$ 54,882	5/30/2017	5/31/2017	5/29/2018	IMPACT HUB HONOLULU LLC	PROGRAM ID BED 143 COWORKING EVENT & COMMUNITY SPACE DESIGNED TO SUPPORT	Contracts are monitored continuously through discussion with contractor and review of all invoices prior to payment	Y	S
BED143	B	Varies	Other/base d on consultation hours	\$ 46,000	\$ 55	7/28/2017	6/27/2017	6/26/2018	ACET GLOBAL CONSULTING, LLC	PROIDE FOOD CONSULTING SVCS ALONG WITH TRAINING, DEVELOPMNET &	Contracts are monitored continuously through discussion with contractor and review of all invoices prior to payment	Y	S
BED143	B	Varies	Other/base d on hours provided	\$ 90,000	\$ 90,000	8/10/2017	8/1/2017	7/31/2018	HYPERSPECTIVE STUDIOS, INC.	PROVIDE ALL CREATIVE, GRAPHIC & DESIGN ASSISTANCE FOR HTDC	Contracts are monitored continuously through discussion with contractor and review of all invoices prior to payment	Y	S
BED143	B	Varies	Other/base d on hours provided	\$ 86,000	\$ 61,429	8/22/2017	8/11/2017	3/31/2018	CHAMBER OF COMMERCE	ASSIST HTD/INNOVATE HI & CONDUCT TRAINING, PROGRAM & PROJECTS THAT HELP	Contracts are monitored continuously through discussion with contractor and review of all invoices prior to payment	Y	S

Department of Business, Economic Development and Tourism  
Active Contracts as of December 1, 2017

Table 14

<u>Prog ID</u>	<u>MOF</u>	<u>Amount</u>	<u>Frequency</u> (M/A/O)	<u>Max Value</u>	<u>Outstanding</u> <u>Balance</u>	<u>Date</u> <u>Executed</u>	<u>From</u>	<u>To</u>	<u>Entity</u>	<u>Contract Description</u>	<u>Explanation of How Contract is</u> <u>Monitored</u>	<u>POS</u> <u>Y/N</u>	<u>Category</u> <u>E/L/P/C/G/S</u>
BED143	B	Varies	Other	\$ 20,000	\$ 20,000	9/6/2017	9/1/2017	3/31/2018	MONTANA STATE UNIVERSITY	PROVIDE FOOD SAFETY ASSESSMENTS ALONG W/TRAINING, DEVELOPMENT & IMPLEMEN	Contracts are monitored continuously through discussion with contractor and review of all invoices prior to payment	Y	S
BED143	B	Varies	Other/base d on work provided	\$ 23,000	\$ 17,158	9/6/2017	9/1/2017	3/31/2018	MONTANA STATE UNIVERSITY	PROVIDE FOOD SAFETY ASSESSMENTS ALONG W/TRAINING, DEVELOPMENT & IMPLEMEN	Contracts are monitored continuously through discussion with contractor and review of all invoices prior to payment	Y	S
BED143	B	Varies	Other/base d on hours provided	\$ 12,000	\$ 12,000	10/6/2017	10/1/2017	9/30/2018	HYPERSPECTIVE STUDIOS, INC.	PROVIDE WEBSITE SUPPORT & MAINTENANCE FOR ALL HTDC WEBSITES	Contracts are monitored continuously through discussion with contractor and review of all invoices prior to payment	Y	S
BED143	B	Varies	Monthly	\$ 105,048	\$ 96,294	10/24/2017	11/1/2017	10/31/2018	COLLIER'S INTL HI HOLDINGS LLC	ASSET, PROPERTY & FINANCIAL MANAGEMENT SVCS FOR MANOA & MAUI PROPERTIES	Contracts are monitored continuously through discussion with contractor and review of all invoices prior to payment	Y	S
BED143	B	Varies	Monthly	\$ 88,500	\$ 81,125	10/24/2017	11/1/2017	10/31/2018	COLLIER'S INTL HI HOLDINGS LLC	ASSET, PROPERTY & FINANCIAL MANAGEMENT SVCS FOR MANOA & MAUI PROPERTIES	Contracts are monitored continuously through discussion with contractor and review of all invoices prior to payment	Y	S
BED128	A	Varies	O	\$ 94,610	\$ 34,485	4/12/2013	12/30/2016	5/31/2018	RS&H, INC.	ENVIRONMENTAL ASSESSMENT & OTHER FEASIBILITY ANALYSIS FOR A COMMERCIAL	Contracts are monitored continuously through discussion with contractor and review of all invoices prior to payment	Y	S
BED128	A	Varies	O	\$ 80,000	\$ 28,774	11/19/2015	11/3/2015	12/31/2017	RS&H, INC.	Kona Airport Analysis	Contracts are monitored continuously through discussion with contractor and review of all invoices prior to payment	Y	S
BED128	A	Varies	O	\$ 100,000	\$ 28,528	6/20/2017	7/1/2016	12/31/2017	FCCH	Friends of Challenger Center	Contracts are monitored continuously through discussion with contractor and review of all invoices prior to payment	Y	S
BED128	A	Varies	O	\$ 150,000	\$ 125,341	5/31/2017	6/29/2016	6/30/2020	RCUH	UAS	Contracts are monitored continuously through discussion with contractor and review of all invoices prior to payment	Y	S



Department of Business, Economic Development and Tourism  
Active Contracts as of December 1, 2017

Table 14

Prog ID	MOF	Amount	Frequency (M/A/O)	Max Value	Outstanding Balance	Date Executed	From	To	Entity	Contract Description	Explanation of How Contract is Monitored	POS Y/N	Category E/L/P/C/G/S
BED128	A	Varies	O	\$ 25,000	\$ 4,724	6/28/2017	6/30/2017	12/31/2017	RCUH	PISCES Operations	Contracts are monitored continuously through discussion with contractor and review of all invoices prior to payment	Y	S
BED128	A	Varies	O	\$ 580,000	\$ 545,003	10/27/2017	11/1/2017	12/31/2018	RCUH	PISCES Operations & Basalt Feasibility Assessment	Contracts are monitored continuously through discussion with contractor and review of all invoices prior to payment	Y	S
BED142	A	Various	O	\$ 375,000	\$ 125,000	8/26/2016	8/26/2016	8/16/2019	JP Morgan	ASSIST THE STATE IN STRUCTURING A BROADBAND INFRASTRUCTURE	Contracts are monitored continuously through discussion with contractor and review of all invoices prior to payment	Y	S
BED107	B	1045.5	M	\$ 12,542	\$ 871	11/27/2013	11/26/2016	11/25/2017	HONOLULU DISPOSAL SERVICE, INC	REFUSE COLLECTION & DISPOSAL SVCS	Officer in Charge Monitors	Y	S
BED107	B	2522.5	M/O	\$ 30,270	\$ 7,196	1/17/2014	12/9/2016	12/8/2017	ISLAND WIDE A/C SERVICE, LLC	PROVIDE AIR CONDITIONING MAINTENANCE SVCS FOR FTZ#9, PIER 2	Officer in Charge Monitors	Y	S
BED107	B	10115.68	M	\$ 121,388	\$ 16,683	3/18/2016	12/21/2016	12/20/2017	STAR PROTECTION AGENCY, LLC	TO PROVIDE SECURITY GUARD SERVICE FOR THE FACILITIES AND GROUND OF THE FTZ	Officer in Charge Monitors	Y	S
BED107	B	10115.68	M	\$ 121,388	\$ 126,623	3/18/2016	12/21/2016	12/20/2017	STAR PROTECTION AGENCY, LLC	TO PROVIDE SECURITY GUARD SERVICE FOR THE FACILITIES AND GROUND OF THE FTZ	Officer in Charge Monitors	Y	S
BED107	B	2052	O -Qtrly	\$ 8,208	\$ 4,104	4/8/2016	4/1/2017	3/30/2018	COMPUTRUST COMPUTER	APPLICATION & SYSTEMS MAINTENANCE OF THE HI FOREIGN-TRADE ZONE	Officer in Charge Monitors	Y	S
BED107	B	Varies	O - Sched.	\$ 32,535	\$ 26,190	5/6/2016	1/29/2017	1/28/2018	KIGYO, HOKULANI, LLC	FORKLIFT & GOLF CART MAINTENANCE & REPAIR SVCS AT THE FTZ, PIER2	Officer in Charge Monitors	Y	S
BED107	B	649.67	M/O	\$ 7,796	\$ 7,796	10/5/2016	9/14/2016	9/13/2017	STANDARD SHEETMETAL AND MECHANICAL INC.	AIR CONDITIONING MAINTENANCE AND REPAIR SERVICES AT THE FTZ	Officer in Charge Monitors	Y	S
BED107	B	Dependent on milestone	O- Project Milestones	\$ 12,350	\$ 4,150	10/10/2016	10/10/2016	10/9/2017	TOWILL, R. M. CORPORATION	TO SURVEY THE ACCESS ROAD BETWEEN CHANNEL ST AND HOMER A MAXEY WING	Officer in Charge Monitors	Y	S
BED107	B	2341.2	M	\$ 28,094	\$ 4,682	2/3/2017	1/12/2017	1/11/2018	ALAFALE, LLC	JANITORIAL SVCA AT THE FOREIGN TRADE ZONE	Officer in Charge Monitors	Y	S
BED107	B	520	M/O	\$ 6,240	\$ 1,560	2/3/2017	1/23/2017	1/22/2018	ELEVATOR SERVICES LLC	ELEVATOR MAINTENANCE SVCS OF THE FOREIGN-TRADE ZONE	Officer in Charge Monitors	Y	S

Department of Business, Economic Development and Tourism  
Active Contracts as of December 1, 2017

Table 14

Prog ID	MOF	Amount	Frequency (M/A/O)	Max Value	Outstanding Balance	Date Executed	From	To	Entity	Contract Description	Explanation of How Contract is Monitored	POS Y/N	Category E/L/P/C/G/S
BED107	C	Dependent on milestone	O - Milestones	\$ 224,169	\$ 102,751	4/4/2017	11/21/2016	TBD - undetermined end date due to construction	RMA ARCHITECTS INC.	ARCHITECTURAL/PLANNING SVCS F/THE FTZ RR ADA RETROFIT & ELEVATOR REPL	Mgmt and Construction Mgr Review	Y	S
BED107	C	Dependent on milestone	O- Project Milestones	\$ 58,860	\$ 58,860	4/4/2017	11/21/2016	TBD - undetermined end date due to construction	RMA ARCHITECTS INC.	ARCHITECTURAL/PLANNING SVCS F/THE FTZ RR ADA RETROFIT & ELEVATOR REPL	Mgmt and Construction Mgr Review	Y	S
BED107	B	2545.45	M	\$ 30,545	\$ 12,091	4/7/2017	3/12/2017	3/11/2018	HAWAIIAN TELCOM	NETWORK & DESKTOP SUPPORT SVCS AT THE FOREIGN-TRADE ZONE	Officer in Charge Monitors	Y	S
BED107	C	Dependent on milestone	O- Project Milestones	\$ 24,052	\$ 19,528	5/4/2017	4/28/2017	TBD - undetermined end date due to construction	INSYNERGY ENGINEERING, INC.	ENGINEERING SVCS FOR THE FOREIGN-TRADE ZONE CHILLER REPLACEMENT PROJECT.	Mgmt and Construction Mgr Review	Y	S
BED107	B	1419.6	M	\$ 17,035	\$ 17,035	11/24/2017	11/26/2017	11/25/2108	HONOLULU DISPOSAL SERVICE, INC	REFUSE COLLECTION & DISPOSAL SERVICE OPT TO EXTEND 4-12MOS.	Officer in Charge Monitors	Y	S
BED120	B	Varies	Other-payments made as services are completed	\$ 500,000	\$ 17,720	10/18/2010	10/13/2010	12/31/2018	NAVIGANT CONSULTING, INC.	DBEDT INTERISLAND ELECTRICAL TRANSMISSION CABLE MOLOKAI & LANAI TO OAHU	Quarterly meetings, email and phone communications, approval of allowable costs on an as needed basis	Y	S
BED120	B	Varies	Other-payments made as services are completed	\$ 80,000	\$ 5,762	5/5/2014	5/1/2014	6/30/2017	ACCUITY CONSULTING SERVICES,	PROJECT MANAGEMENT DUTIES SUCH AS OPERATIONAL DOCUMENTATION & PRE-SUBMISSION ACTIVITIES FOR GEMS	Periodic meetings, email and phone communications, approval of allowable costs on an as needed basis	Y	S
BED120	B	Varies	Other-payments made as services are completed	\$ 50,000	\$ 50,000	5/5/2014	5/1/2014	6/30/2017	ACCUITY CONSULTING SERVICES,	PROJECT MANAGEMENT DUTIES SUCH AS OPERATIONAL DOCUMENTATION & PRE-SUBMISSION ACTIVITIES FOR GEMS	Periodic meetings, email and phone communications, approval of allowable costs on an as needed basis	Y	S
BED120	B	Varies	Other-payments made as services are completed	\$ 227,247	\$ 108,244	5/8/2015	4/28/2015	6/30/2018	SHEEHAN GROUP-PACIFIC, LLC.	EXPERT WITNESS TECHNICAL SUPPORT FOR REGULATORY PROCEEDINGS INVOLVING THE STATE, ITS AGENCIES AND ITS OFFICERS, INCLUDING ADMIN QUASI-JUDICIAL PROCEEDINGS	Periodic meetings, email and phone communications, approval of allowable costs on an as needed basis	Y	S

Department of Business, Economic Development and Tourism  
Active Contracts as of December 1, 2017

Table 14

<u>Prog ID</u>	<u>MOF</u>	<u>Amount</u>	<u>Frequency (M/A/O)</u>	<u>Max Value</u>	<u>Outstanding Balance</u>	<u>Date Executed</u>	<u>From</u>	<u>To</u>	<u>Entity</u>	<u>Contract Description</u>	<u>Explanation of How Contract is Monitored</u>	<u>POS Y/N</u>	<u>Category E/L/P/C/G/S</u>
BED120	B	Varies	Other-payments made as services are completed	\$ 500,000	\$ 152,497	12/4/2014	11/25/2014	3/29/17	PACIFIC INTERNATIONAL CENTER ON HIGH TECHNOLOGY RESEARCH	TO EXECUTE ACTIVITIES THAT WILL SUPPORT ENERGY INNOVATION AND TECHNOLOGY IN HAWAII	Quarterly meetings, email and phone communications, approval of allowable costs on an as needed basis	Y	S
BED120	A	Varies	Other-payments made as services are completed	\$ 200,676	\$ 7,422	4/20/2016	4/14/2016	10/31/2017	HONOLULU COMMUNITY ACTION PROGRAM, INC.	STATE GRANT-IN AID TO BE ADMINISTERED BY HCA PROGRAM TO PROVIDE ENERGY EFFICIENCY IMPROVEMENTS TO ELIGIBLE HOMES	Periodic meetings, email and phone communications, approval of allowable costs on an as needed basis	Y	S
BED120	B	Varies	Other-payments made as services are completed	\$ 149,100	\$ 36,700	8/22/2016	8/15/2016	8/15/2018	CASCADIA CONSULTING GROUP, INC	PROVIDE ADVISORY SVCS TO DEVELOP A CLEAN ENERGY INNOVATION STRATEGIC PLAN FOR HSEO	Periodic meetings, email and phone communications, approval of allowable costs on an as needed basis	Y	S
BED120	N	Varies	Other-payments made as services are completed	\$ 125,000	\$ 89,415	10/20/2016	10/18/2016	6/30/2018	DUNCAN, WEINBERG, GENZER & PEMBROKE, P.C.	PROVIDE DBEDT/SID PROFESSIONAL REGULATORY & EXPERT WITNESS-RELATED TESTIMONY	Periodic meetings, email and phone communications, approval of allowable costs on an as needed basis	Y	S
BED120	B	Varies	Other-payments made as services are completed	\$ 71,278	\$ 71,278	1/11/2017	1/5/2017	1/5/2019	UNIVERSITY OF HAWAII	DESIGN, INSTALL AND PROGRAM A CYBER ENABLED COLLABORATION ANALYSIS NAVIGATION OBSERVATION ENVIRONMENT DISPLAY SYSTEM	Periodic meetings, email and phone communications, approval of allowable costs on an as needed basis	Y	S
BED120	N	Varies	Other-payments made as services are completed	\$ 50,000	\$ 25,131	3/1/2017	2/24/2017	6/30/2018	ONYX OF ALEXANDRIA, INC.	VENDOR TO SUPPLY SERVICES RELATING TO THE ENERGIS MAPPING APPLICATION FOR HSEO	Periodic meetings, email and phone communications, approval of allowable costs on an as needed basis	Y	S
BED120	A	Varies	Other-payments made as services are completed	\$ 970,766	\$ 970,766	3/29/2017	3/23/2017	3/23/2019	LONDON ECONOMICS INTERNATIONAL, INC.	VENDOR TO SUPPLY SERVICES RELATING TO THE STUDY OF ALTERNATIVE UTILITY MODELS	Periodic meetings, email and phone communications, approval of allowable costs on an as needed basis	Y	S

Department of Business, Economic Development and Tourism  
Active Contracts as of December 1, 2017

Table 14

<u>Prog ID</u>	<u>MOF</u>	<u>Amount</u>	<u>Frequency (M/A/O)</u>	<u>Max Value</u>	<u>Outstanding Balance</u>	<u>Date Executed</u>	<u>From</u>	<u>To</u>	<u>Entity</u>	<u>Contract Description</u>	<u>Explanation of How Contract is Monitored</u>	<u>POS Y/N</u>	<u>Category E/L/P/C/G/S</u>
BED120	P	Varies	Other-payments made as services are completed	\$ 155,426	\$ 145,373	4/6/2017	4/3/2017	12/31/2018	UNIVERSITY OF HAWAII	TO DEMONSTRATE VISUALIZATION AS A MEANS OF ANALYZING & COMMUNICATING THE INTERDEPENDENCIES OF CLEAN ENERGY DEPLOYMENT	Periodic meetings, email and phone communications, approval of allowable costs on an as needed basis	Y	S
BED120	N	Varies	Other-payments made as services are completed	\$ 45,000	\$ 39,777	5/26/2017	5/22/2017	6/15/2018	INSYNERGY ENGINEERING, INC.	TECHNICAL ASSISTANCE ANANALYSIS FOR ENERGY COSE RELATED SVCS	Periodic meetings, email and phone communications, approval of allowable costs on an as needed basis	Y	S
BED120	P	Varies	Other-payments made as services are completed	\$ 40,000	\$ 40,000	5/26/2017	5/22/2017	6/15/2018	INSYNERGY ENGINEERING, INC.	TECHNICAL ASSISTANCE ANANALYSIS FOR ENERGY COSE RELATED SVCS	Periodic meetings, email and phone communications, approval of allowable costs on an as needed basis	Y	S
BED120	N	Varies	Other-payments made as services are completed	\$ 35,931	\$ 35,931	9/13/2017	09/07/17	6/30/2018	UNIVERSITY OF HAWAII	TO PROVIDE & PRODUCE DATA PERTAINING TO ENERGY ECONOMIC INDICATORS & VISUALIZATION TO ASSIST DECISION MAKERS IN ENERGY RELATED MATTERS	Periodic meetings, email and phone communications, approval of allowable costs on an as needed basis	Y	S
BED146	B	Varies	Other-payments made as services are completed	\$ 152,267	\$ 87,453	3/31/2010	7/30/2010	5/13/2018	PARSONS BRINCKERHOFF, INC.	DESIGN OF ROADS	Review invoices vs. deliverables. Constant communication.	Y	S
BED146	B	Varies	Other-payments made as services are completed	\$ 152,500	\$ 84,813	3/31/2010	7/30/2010	5/13/2018	PARSONS BRINCKERHOFF, INC.	DESIGN OF ROADS	Review invoices vs. deliverables. Constant communication.	Y	S
BED146	C	Varies	Other-payments made as services are completed	\$ 11,500	\$ 575	3/31/2010	7/30/2010	5/13/2018	PARSONS BRINCKERHOFF, INC.	DESIGN OF ROADS	Review invoices vs. deliverables. Constant communication.	Y	S

Department of Business, Economic Development and Tourism  
Active Contracts as of December 1, 2017

Table 14

<u>Prog ID</u>	<u>MOF</u>	<u>Amount</u>	<u>Frequency (M/A/O)</u>	<u>Max Value</u>	<u>Outstanding Balance</u>	<u>Date Executed</u>	<u>From</u>	<u>To</u>	<u>Entity</u>	<u>Contract Description</u>	<u>Explanation of How Contract is Monitored</u>	<u>POS Y/N</u>	<u>Category E/L/P/C/G/S</u>
BED146	C	Varies	Other-payments made as services are completed	\$ 351,102	\$ 28,574	3/31/2010	7/30/2010	5/13/2018	PARSONS BRINCKERHOFF, INC.	DESIGN OF ROADS	Review invoices vs. deliverables. Constant communication.	Y	S
BED146	C	Varies	Other-payments made as services are completed	\$ 70,976	\$ 70,976	3/31/2010	7/30/2010	5/13/2018	PARSONS BRINCKERHOFF, INC.	DESIGN OF ROADS	Review invoices vs. deliverables. Constant communication.	Y	S
BED146	B	Varies	Other-payments made as services are completed	\$ 10,000	\$ 10,000	10/16/2013	8/14/2013	10/27/2017	INK ARCH, LLC.	DESIGN AND CONSTRUCTION MANAGEMENT SERVICES FOR INCUBATOR BUILDING	Review invoices vs. deliverables. Constant communication.	Y	S
BED146	C	Varies	Other-payments made as services are completed	\$ 1,000	\$ 1,000	10/16/2013	8/14/2013	10/27/2017	INK ARCH, LLC.	DESIGN AND CONSTRUCTION MANAGEMENT SERVICES FOR INCUBATOR BUILDING	Review invoices vs. deliverables. Constant communication.	Y	S
BED146	C	Varies	Other-payments made as services are completed	\$ 452,484	\$ 44,486	10/16/2013	8/14/2013	10/27/2017	INK ARCH, LLC.	DESIGN AND CONSTRUCTION MANAGEMENT SERVICES FOR INCUBATOR BUILDING	Review invoices vs. deliverables. Constant communication.	Y	S
BED146	B	Varies	Other-payments made as services are completed	\$ 40,000	\$ 2,767	1/30/2015	1/12/2015	6/11/16	CALTROL, INC.	DEVELOPMENT & INTEGRATION OF NELHA SCADA SYSTEM. PS-15-01-NELHA	Review invoices vs. deliverables. Constant communication.	Y	S
BED146	B	Varies	Other-payments made as services are completed	\$ 21,875	\$ 3,646	12/11/2015	11/17/2015	12/18/2017	ENGINEERING PARTNERS, INC.	DESIGN IMPR. TO NELHA RESEARCH CAMPUS OPT TO EXTEND 2-180DAYS	Review invoices vs. deliverables. Constant communication.	Y	S

Department of Business, Economic Development and Tourism  
Active Contracts as of December 1, 2017

Table 14

<u>Prog ID</u>	<u>MOF</u>	<u>Amount</u>	<u>Frequency (M/A/O)</u>	<u>Max Value</u>	<u>Outstanding Balance</u>	<u>Date Executed</u>	<u>From</u>	<u>To</u>	<u>Entity</u>	<u>Contract Description</u>	<u>Explanation of How Contract is Monitored</u>	<u>POS Y/N</u>	<u>Category E/L/P/C/G/S</u>
BED146	C	Varies	Other-payments made as services are completed	\$ 6,985,800	\$ 1,132,362	6/24/2016	11/21/2016	1/19/2018	ISEMOTO CONTRACTING CO., LTD.	NELHA FRONTAGE RD & INTERSECTION CONNECTIONS IFB 16-01--NELHA	Review invoices vs. deliverables. Constant communication.	Y	C
BED146	C	Varies	Other-payments made as services are completed	\$ 513,000	\$ 249,272	8/4/2016	10/15/2016	12/14/2017	SSFM INTERNATIONAL, INC.	10/30/17 CONSTRUCTION MANAGEMENT SERVICES FOR NELHA FRONTAGE ROAD AND	Review invoices vs. deliverables. Constant communication.	Y	S
BED146	C	Varies	Other-payments made as services are completed	\$ 274,000	\$ 254,551	8/8/2016	8/12/2016	8/17/2018	WATER RESOURCES	08/15/18 PLAN, DESIGN AND CONSTRUCT ON EXPLORATORY POTABLE WATER WELL.	Review invoices vs. deliverables. Constant communication.	Y	S/C
BED146	C	Varies	Other-payments made as services are completed	\$ 2,226,000	\$ 2,226,000	8/8/2016	8/12/2016	8/17/2018	WATER RESOURCES	08/15/18 PLAN, DESIGN AND CONSTRUCT ON EXPLORATORY POTABLE WATER WELL.	Review invoices vs. deliverables. Constant communication.	Y	S/C
BED146	B	Varies	Other-payments made as services are completed	\$ 483,081	\$ 483,081	9/12/2016	8/18/2016	1/4/2018	NAN, INC.	12/01/2016 CONSTRUCTION OF HYDROGEN FUELING TEST BED AT NELHA	Review invoices vs. deliverables. Constant communication.	Y	C
BED146	B	Varies	Other-payments made as services are completed	\$ 27,072	\$ 5,285	1/30/2017	1/12/2017	1/12/2018	PWC HAWAII CORPORATION	JANITORIAL SERVICES FOR NELHA 01/12/18	Review invoices vs. deliverables. Constant communication.	Y	S
BED146	B	Varies	Other-payments made as services are completed	\$ 16,200	\$ 9,375	2/8/2017	2/1/2017	12/31/2017	PLANB CONSULTANCY, INC.	BIOTA MONITORING FOR NELHA 12/31/2017	Review invoices vs. deliverables. Constant communication.	Y	S

Department of Business, Economic Development and Tourism  
Active Contracts as of December 1, 2017

Table 14

<u>Prog ID</u>	<u>MOF</u>	<u>Amount</u>	<u>Frequency (M/A/O)</u>	<u>Max Value</u>	<u>Outstanding Balance</u>	<u>Date Executed</u>	<u>From</u>	<u>To</u>	<u>Entity</u>	<u>Contract Description</u>	<u>Explanation of How Contract is Monitored</u>	<u>POS Y/N</u>	<u>Category E/L/P/C/G/S</u>
BED146	B	Varies	Other-payments made as services are completed	\$ 129,262	\$ 33,043	3/7/2017	1/12/2017	1/2/2018	ALLIED UNIVERSAL SECURITY	SECURITY SERVICES FOR NELHA	Review invoices vs. deliverables. Constant communication.	Y	S
BED146	C	Varies	Other-payments made as services are completed	\$ 52,342	\$ 1	6/30/2017	8/15/2017	12/28/2017	ISLANDWIDE FENCING, INC	NELHA COMPOUND FENCING	Review invoices vs. deliverables. Constant communication.	Y	S
BED138	B	Varies	Other-payments made as services are completed	\$ 200,000	\$ 52,267	5/29/2014	5/10/2016	TBD	SPECIAL DEPUTY ATTORNEY GENERAL SVCS FOR CORPORATE FINANCE FOR THE	MCCORRISTON MILLER MUKAI	Review invoices vs. deliverables. Constant communication.	Y	S
BED138	B	Varies	Other-payments made as services are completed	\$ 78,534	\$ 54,974	9/30/2015	12/14/2016	12/1/2017	CONDUCT MANDATORY AUDITING SERVICES FOR THE GREEN INFRASTRUCTURE	N&K CPAS, INC.	Review invoices vs. deliverables. Constant communication.	Y	S
BED138	B	Varies	Other-payments made as services are completed	\$ 91,000	\$ 85,576	10/18/2017	10/18/2017	4/30/2018	PROVIDE PROFESSIONAL AND TECHNICAL SUPPORT TO DESIGN AND IMPLEMENT AN ON-BILL MECHANISM	HAWAIIAN ELECTRIC COMPANY, INC.	Review invoices vs. deliverables. Constant communication.	Y	S
BED105	A	Varies	Other-payments made as services are completed	\$ 562,000	\$ 112,000	6/25/2014	6/30/2014	7/31/2016	DEVELOP & PRODUCE A PILOT EPISODE OF AN 8 PART MINISERIES ABOUT THE	442ND REGIMENTAL COMBAT TEAM	Review invoices vs. deliverables. Constant communication.	Y	S
BED105	A	Varies	Other-payments made as services are completed	\$ 18,929	\$ 6,478	11/10/2015	10/10/2015	9/9/2016	MONTHLY MAINTENANCE OF AIR CONDITIONING EQUIPMENT AT STAGE 2, MILL, PRODUCTION BUILDINGS, BUNGALOWS AND STUDIO MANAGERS OFFICE.	ALAKA'I MECHANICAL	Review invoices vs. deliverables. Constant communication.	Y	S

Department of Business, Economic Development and Tourism  
Active Contracts as of December 1, 2017

Table 14

<u>Prog ID</u>	<u>MOF</u>	<u>Amount</u>	<u>Frequency (M/A/O)</u>	<u>Max Value</u>	<u>Outstanding Balance</u>	<u>Date Executed</u>	<u>From</u>	<u>To</u>	<u>Entity</u>	<u>Contract Description</u>	<u>Explanation of How Contract is Monitored</u>	<u>POS Y/N</u>	<u>Category E/L/P/C/G/S</u>
BED105	A	Varies	Other-payments made as services are completed	\$ 18,929	\$ 18,929	11/10/2015	10/10/2015	9/9/2016	MONTHLY MAINTENANCE OF AIR CONDITIONING EQUIPMENT AT STAGE 2, MILL, PRODUCTION BUILDINGS, BUNGALOWS AND STUDIO MANAGERS OFFICE.	ALAKA'I MECHANICAL	Review invoices vs. deliverables. Constant communication.	Y	S
BED105	P	Varies	Other-payments made as services are completed	\$ 37,500	\$ 6,500	6/20/2017	6/21/2017	6/1/2018	SERVICES FOR THE MANAGEMENT & EXECUTION OF TGE CREATUVE LAB MUSIC IMMERS	KAUAI MUSIC FESTIVAL, THE	Review invoices vs. deliverables. Constant communication.	Y	S
BED160	W	Varies	O	\$ 269,300	\$ 18,274	7/15/2011	7/1/2013	6/30/2014	WAIHOLE VALLEY WATER SYSTEM OPERATIONS & MAINTENANCE	DOONWOOD ENGINEERING, INC.	Staff oversees actual work; disbursements are monitored by Fiscal Office	Y	S
BED160	W	Varies	O	\$ 281,200	\$ 15,848	7/15/2011	6/4/2014	6/30/2016	WAIHOLE VALLEY WATER SYSTEM OPERATIONS & MAINTENANCE	DOONWOOD ENGINEERING, INC.	Staff oversees actual work; disbursements are monitored by Fiscal Office	Y	S
BED160	W	Varies	O	\$ 8,000	\$ 1,500	1/31/2013	1/1/2017	12/31/2018	BOND ARBITRAGE REBATE CALCULATIONS OPT OPT TO EXTEND 2-12 MOS.	BLX GROUP LLC	Disbursements are monitored by Fiscal Office	Y	S
BED160	W	Varies	O	\$ 116,000	\$ 7,958	9/10/2013	8/28/2013	9/5/2017	Prepare Action Plans and Memorandum of Agreements for Sewer, Drainage and Roadway Infrastructure Dedication.	Gray, Hong, Nojima & Associates, Inc.	Staff oversees actual work; disbursements are monitored by Fiscal Office	Y	S
BED160	W	Varies	O	\$ 75,000	\$ 62,834	10/24/2013	9/2/2015	1/19/17	FOLLOWUP COMMUNITY PLANNING & ENGINEERING WORK AS NEEDED, AS APPROVED BY	BELT COLLINS HAWAII LLC	Staff oversees actual work; disbursements are monitored by Fiscal Office	Y	S
BED160	W	Varies	O	\$ 78,240	\$ 24,486	2/19/2014	2/14/2014	10/31/2014	STREET SWEEPING SVCS ALONG DESIGNATED ROADWAYS AT THE VILLAGES OF KAPOLEI	H.T.M. CONTRACTORS, INC.	Staff oversees actual work; disbursements are monitored by Fiscal Office	Y	S
BED160	W	Varies	O	\$ 189,040	\$ 115,791	6/25/2014	6/20/2014	6/24/2018	REPAIR & MAINTENANCE OF STREET LIGHTS & ELECTRICAL AT THE VILLAGES OF KAPOLEI	WASA ELECTRICAL SERVICES, INC	Staff oversees actual work; disbursements are monitored by Fiscal Office	Y	S



Department of Business, Economic Development and Tourism  
Active Contracts as of December 1, 2017

Table 14

<u>Prog ID</u>	<u>MOF</u>	<u>Amount</u>	<u>Frequency</u> (M/A/O)	<u>Max Value</u>	<u>Outstanding</u> <u>Balance</u>	<u>Date</u> <u>Executed</u>	<u>From</u>	<u>To</u>	<u>Entity</u>	<u>Contract Description</u>	<u>Explanation of How Contract is</u> <u>Monitored</u>	<u>POS</u> <u>Y/N</u>	<u>Category</u> <u>E/L/P/C/G/S</u>
BED160	W	Varies	O	\$ 100,000	\$ 100,000	6/25/2014	6/20/2014	6/24/2018	REPAIR & MAINTENANCE OF STREET LIGHTS & ELECTRICAL AT THE VILLAGES OF KAPOLEI	WASA ELECTRICAL SERVICES, INC	Staff oversees actual work; disbursements are monitored by Fiscal Office	Y	S
BED160	W	Varies	O	\$ 173,219	\$ 8,824	10/31/2014	5/6/2015	10/28/2015	PREPARATION OF A PHASE I, PHASE II ENVIRONMENTAL SITE ASSESSMENTS OF LOT	CARDNO GS, INC.	Staff oversees actual work; disbursements are monitored by Fiscal Office	Y	S
BED160	W	Varies	O	\$ 578,000	\$ 33,845	4/2/2015	4/1/2015	3/31/2019	Landscape maintenance to involve mowing, weeding, fertilizing, tree trimming, removal & disposal of debris, trash and cuttings, and shall also include maintenance and repair if irrigation system in Villages of Kapolei.	Island Landscaping and Maintenance, Inc.	Staff oversees actual work; disbursements are monitored by Fiscal Office	Y	S
BED160	W	Varies	O	\$ 115,000	\$ 3,361	4/2/2015	4/1/2015	3/31/2019	Landscape maintenance to involve mowing, weeding, fertilizing, tree trimming, removal & disposal of debris, trash and cuttings, and shall also include maintenance and repair if irrigation system in Villages of Kapolei.	Island Landscaping and Maintenance, Inc.	Staff oversees actual work; disbursements are monitored by Fiscal Office	Y	S
BED160	W	Varies	O	\$ 589,140	\$ 400,553	4/2/2015	4/1/2015	3/31/2019	Landscape maintenance to involve mowing, weeding, fertilizing, tree trimming, removal & disposal of debris, trash and cuttings, and shall also include maintenance and repair if irrigation system in Villages of Kapolei.	Island Landscaping and Maintenance, Inc.	Staff oversees actual work; disbursements are monitored by Fiscal Office	Y	S
BED160	W	Varies	O	\$ 228,440	\$ 188,140	4/16/2015	4/1/2015	9/3/2018	Contract for real estate consulting services to assist HHFDC in the procurement of a private developer for the Villages of Kapolei Northwest Corner.	Economic and Planning Systems, Inc.	Staff oversees actual work; disbursements are monitored by Fiscal Office	Y	S

Department of Business, Economic Development and Tourism  
Active Contracts as of December 1, 2017

Table 14

Prog ID	MOF	Amount	Frequency (M/A/O)	Max Value	Outstanding Balance	Date Executed	From	To	Entity	Contract Description	Explanation of How Contract is Monitored	POS Y/N	Category E/L/P/C/G/S
BED160	W	Varies	O	\$ 517,360	\$ 97,628	5/13/2015	5/13/2015	6/30/18	PROVIDE CCTV INSPECTION OF SEWER AND DRAINAGE SYSTEMS IN THE VILLAGES OF	UNDERGROUND SERVICES, INC.	Staff oversees actual work; disbursements are monitored by Fiscal Office	Y	S
BED160	W	Varies	O	\$ 646,500	\$ 278,000	5/14/2015	7/1/2015	6/30/2018	Compliance Monitoring Services for the three (3) year contract period with extended term of up to three (3) additional 12-month periods.	Spectrum Seminars, Inc.	Staff oversees actual work; disbursements are monitored by Fiscal Office	Y	S
BED160	W	Varies	O	\$ 53,080	\$ 25,308	4/5/2016	3/25/2016	6/30/2018	Legal services in connection with, and in support of, HHFDC's real property portfolio and corresponding property management operations.	DURRETT, MA & LANG LLP	Staff oversees actual work; disbursements are monitored by Fiscal Office	Y	S
BED160	W	Varies	O	\$ 30,000	\$ 30,000	4/5/2016	3/25/2016	6/30/2018	Legal services in connection with, and in support of, HHFDC's real property portfolio and corresponding property management operations.	DURRETT, MA & LANG LLP	Staff oversees actual work; disbursements are monitored by Fiscal Office	Y	S
BED160	W	Varies	O	\$ 302,500	\$ 12,572	7/22/2016	7/1/2016	6/30/2018	PROVIDE SVCS FOR OPERATION & MAINTENANCE OF THE POTABLE WATER SYSTEM AT	DOONWOOD ENGINEERING, INC.	Staff oversees actual work; disbursements are monitored by Fiscal Office	Y	S
BED160	W	Varies	O	\$ 188,951	\$ 70,795	8/1/2016	7/8/2016	7/7/2018	Operation & maintenance of the Villages of Kapolei (VOK) Non Potable Water System for landscape irrigation uses.	PURAL WATER SPECIALTY CO.,	Staff oversees actual work; disbursements are monitored by Fiscal Office	Y	S
BED160	W	Varies	O	\$ 177,840	\$ 50,000	8/4/2016	8/16/2016	12/12/2016	12/13/2016 TO PERFORM REPAIR OF SEWER PIPES AT KAMAHAHA LOOP	MOCON CORPORATION	Staff oversees actual work; disbursements are monitored by Fiscal Office	Y	S
BED160	W	Varies	O	\$ 93,219	\$ 45,038	8/25/2016	6/16/2016	6/15/2018	Provide street sweeping services for the Villages of Kapolei.	JONIQUE & CO, LLC	Staff oversees actual work; disbursements are monitored by Fiscal Office	Y	S
BED160	W	Varies	O	\$ 123,000	\$ 69,325	9/1/2016	8/24/2016	7/31/2018	Provide services for the maintenance of the Villages of Kapolei Lower Drainage Channel.	ISLAND LANDSCAPING AND	Staff oversees actual work; disbursements are monitored by Fiscal Office	Y	S
BED160	W	Varies	O	\$ 249,000	\$ 126,773	9/15/2016	7/28/2016	8/31/2018	Maintain & Repair sidewalks and catch basin within the Villages of Kapolei.	HAWAII WORKS, INC.	Staff oversees actual work; disbursements are monitored by Fiscal Office	Y	S

Department of Business, Economic Development and Tourism  
Active Contracts as of December 1, 2017

Table 14

Prog ID	MOF	Amount	Frequency (M/A/O)	Max Value	Outstanding Balance	Date Executed	From	To	Entity	Contract Description	Explanation of How Contract is Monitored	POS Y/N	Category E/L/P/C/G/S
BED160	W	Varies	O	\$ 761,784	\$ 554,137	9/30/2016	8/25/2016	8/31/2018	Maintenance and repair of the roadways at the Villages of Kapolei, inclusive of pothole repairs, signage and striping.	ROYAL CONTRACTING CO., LTD.	Staff oversees actual work; disbursements are monitored by Fiscal Office	Y	S
BED160	W	Varies	O	\$ 60,000	\$ 51,722	10/5/2016	10/6/2016	6/30/2017	SPECIAL DEPUTY ATTORNEY GENERAL SERVICES	HAWKINS DELAFIELD & WOOD, LLP	Staff oversees actual work; disbursements are monitored by Fiscal Office	Y	S
BED160	W	Varies	O	\$ 291,760	\$ 166,390	1/12/2017	1/13/2017	12/18/2018	WAIHAOLE VALLEY STRATEGIC PLANNING SERVICES	SMS RESEARCH AND MARKETING	Staff oversees actual work; disbursements are monitored by Fiscal Office	Y	S
BED160	W	Varies	O	\$ 226,508	\$ 148,994	3/8/2017	2/15/2017	2/19/2018	LANDSCAPE ARCHITECTURE ENGINEERING SERVICES FOR 620 CORAL ST	BELT COLLINS HAWAII LLC	Staff oversees actual work; disbursements are monitored by Fiscal Office	Y	S
BED160	W	Varies	O	\$ 409,287	\$ 380,268	4/17/2017	4/1/2017	3/31/2023	Review existing reports, provide opinion on slope movement, recommend monitoring plan, monitor slope movement.	YOGI KWONG ENGINEERS, LLC	Staff oversees actual work; disbursements are monitored by Fiscal Office	Y	S
BED160	C	Varies	O	\$ 720,000	\$ 692,388	5/24/2017	4/3/2017	4/29/2020	DESIGN OF WATER SOURCE WELL, SELL SUPPORT FACILITIES & PUMP CONTROL BLDG	BILLS ENGINEERING INC.	Staff oversees actual work; disbursements are monitored by Fiscal Office	Y	S
BED160	C	Varies	O	\$ 4,000,000	\$ 3,604,589	6/14/2017	4/29/2016	4/28/2017	HALE MAHAOLU PHASE 1 INTERIM & PERMANENT OF PROJECT CONSTRUCTION	HALE MAHAOLU	Staff oversees actual work; disbursements are monitored by Fiscal Office	Y	S
BED160	C	Varies	O	\$ 1,000	\$ 1,000	6/14/2017	4/10/2017	4/9/2078	HALE MAHAOLU PHASE 1 INTERIM & PERMANENT OF PROJECT CONSTRUCTION	HALE MAHAOLU	Staff oversees actual work; disbursements are monitored by Fiscal Office	Y	S
BED160	C	Varies	O	\$ 1,499,000	\$ 1,499,000	6/14/2017	4/10/2017	4/9/2078	HALE MAHAOLU PHASE 1 INTERIM & PERMANENT OF PROJECT CONSTRUCTION	HALE MAHAOLU	Staff oversees actual work; disbursements are monitored by Fiscal Office	Y	S
BED160	W	Varies	O	\$ 784,000	\$ 784,000	9/15/2017	9/18/2017	9/20/2020	ENGINEERING SVCS FOR THE DEDICATION OF INFRASTRUCTURE & FOR CONSTRUCTION	GRAY, HONG, NOJIMA &	Staff oversees actual work; disbursements are monitored by Fiscal Office	Y	S
BED160	W	Varies	O	\$ 3,079,421	\$ 3,079,421	11/15/2017	10/25/2017	6/4/2019	REPAIR & REHABILITATE SEWER & BACKBONE DRAINAGE SYSTEMS IN VILLAGES OF	MOCON CORPORATION	Staff oversees actual work; disbursements are monitored by Fiscal Office	Y	S
BED113	B	Varies	O	\$ 4,700,000	\$ 1,850,000	5/16/2013	5/16/2013	6/30/2018	Japan Airlines	Jaloalo Program	Progress reports, final financial and written reports	N	S

Department of Business, Economic Development and Tourism  
Active Contracts as of December 1, 2017

Table 14

Prog ID	MOF	Amount	Frequency (M/A/O)	Max Value	Outstanding Balance	Date Executed	From	To	Entity	Contract Description	Explanation of How Contract is Monitored	POS Y/N	Category E/L/P/C/G/S
BED113	B	Varies	M	\$ 85,597,760	\$27,993,661	1/1/2014	1/1/2014	12/31/2018	AEG Management	Hawai'i Convention Center	Progress reports, final financial and written reports	N	S
BED113	B	Varies	M	\$ 1,440,935	\$ 656,653	1/1/2014	1/1/2014	6/30/2019	I Plus Connect Communications dba iConnect	2014-2017 Data Collection/Preparation - Visitor Departure surveys	Progress reports, final financial and written reports	N	S
BED113	B	Varies	O	\$ 97,974	\$ 45,351	1/1/2014	1/1/2014	6/30/2019	OmniTrak Group, Inc.	2014-2017 Data Tabulation/Reporting - Visitor Departure Surveys	Progress reports, final financial and written reports	N	S
BED113	B	Varies	O	\$ 195,660	\$ 25,431	1/1/2015	1/1/2015	6/30/2018	OmniTrak Group, Inc.	20015-2017 Cruise Visitors' Basic Characteristics and Expenditure Survey	Progress reports, final financial and written reports	N	S
BED113	B	Varies	O	\$ 1,113,080	\$ 460,313	1/1/2015	1/1/2015	6/30/2019	SMS Research & Marketing Services, Inc..	2015-2018 Statewide Domestic in-flight visitors' basic Characteristics survey	Progress reports, final financial and written reports	N	S
BED113	B	Varies	O	\$ 505,000	\$ 170,000	6/26/2015	6/26/2015	6/30/2018	Ailevon Pacific Aviation Consulting dba Ailevon LLC	Air Service Strategy Plan	Progress reports, final financial and written reports	N	S
BED113	B	Varies	O	\$ 639,904	\$ 325,123	6/29/2015	6/29/2015	12/31/2018	Honblue dba Electric Pencil	Printing, Storage and Delivery of In-Flight Forms for July 2015 - December 2018	Progress reports, final financial and written reports	N	S
BED113	B	Varies	O	\$ 300,000	\$ 162,500	10/28/2015	10/28/2015	9/30/2018	Access Cruise, Inc	Cruise Development Consultation Services	Progress reports, final financial and written reports	N	S
BED113	B	Varies	O	\$ 267,400	\$ 30,000	11/20/2015	11/20/2015	1/31/2018	The Kalaimoku Group	Music Concert Series/May Day	Progress reports, final financial and written reports	N	S
BED113	B	Varies	M	\$ 2,277,032	\$ 394,630	11/26/2015	1/1/2016	12/31/2018	Hills Balfour Limited	Europe MMA	Submission of ATMP and budget and completion of Key Performance Indicators set by HTA	N	S
BED113	B	Varies	M	\$ 451,800	\$ 66,900	12/4/2015	12/4/2015	12/31/2018	JWI Marketing Taiwan	Taiwan MMA	Submission of ATMP and budget and completion of Key Performance Indicators set by HTA	N	S
BED113	B	Varies	M	\$ 2,909,000	\$ 569,864	1/1/2016	1/1/2016	12/31/2018	AVIAREPS Marketing Garden (Holdings) Ltd.	Korea MMA	Submission of ATMP and budget and completion of Key Performance Indicators set by HTA	N	S
BED113	B	Varies	M	\$ 4,044,500	\$ 809,333	1/1/2016	1/1/2016	12/31/2018	The Walshe Group Pty Ltd	Oceania MMA	Submission of ATMP and budget and completion of Key Performance Indicators set by HTA	N	S
BED113	B	Varies	M	\$ 5,010,500	\$ 848,031	1/1/2016	1/1/2016	12/31/2018	The Happy Traveler LLC dba Brandstory Inc. PTE LTD	China MMA	Submission of ATMP and budget and completion of Key Performance Indicators set by HTA	N	S

Department of Business, Economic Development and Tourism  
Active Contracts as of December 1, 2017

Table 14

Prog ID	MOF	Amount	Frequency (M/A/O)	Max Value	Outstanding Balance	Date Executed	From	To	Entity	Contract Description	Explanation of How Contract is Monitored	POS Y/N	Category E/L/P/C/G/S
BED113	B	Varies	M	\$ 402,750	\$ 113,704	1/1/2016	1/1/2016	12/31/2018	Aviareps Malaysia	Southeast Asia MMA	Submission of ATMP and budget and completion of Key Performance Indicators set by HTA	N	S
BED113	B	Varies	O	\$ 75,895	\$ 3,103	1/5/2016	1/5/2016	3/31/2018	High Performance Systems, Inc. (HPSI)	IT Support Services	Progress reports, final financial and written reports	N	S
BED113	B	Varies	O	\$ 366,616	\$ 99,841	3/24/2016	3/24/2016	8/31/2018	Anthology Marketing Group Inc. dba Anthology Public Relations	Visitor Satisfaction Survey	Progress reports, final financial and written reports	N	S
BED113	B	Varies	O	\$ 72,500	\$ 15,000	4/4/2016	4/4/2016	6/30/2018	Kloninger & Sims Consulting, LLC	Quarterly Timeshare Survey	Progress reports, final financial and written reports	N	S
BED113	B	Varies	M	\$ 1,421,200	\$ 41,668	4/13/2016	4/13/2016	12/31/2017	HVCB	Island-Based International Marketing	Progress reports, final financial and written reports	N	S
BED113	B	Varies	M	\$ 259,162	\$ 62,500	4/19/2016	4/19/2016	2/28/2018	Anthology Public Relations	MCI PR Services for Meet Hawai'i	Progress reports, final financial and written reports	N	S
BED113	B	Varies	O	\$ 1,186,280	\$ 771,400	5/5/2016	5/5/2016	6/30/2018	Miles Marketing Destinations	GoHawaii.com Redesign	Progress reports, final financial and written reports	N	S
BED113	B	Varies	O	\$ 177,150	\$ 195,715	5/23/2016	5/23/2016	4/30/2019	First Daughter Mediaworks, Inc.	Digital Media Strategy and Mobile Campaign	Progress reports, final financial and written reports	N	S
BED113	B	Varies	O	\$ 491,925	\$ 294,930	5/26/2016	5/26/2016	6/30/2018	Nielsen Sports America, LLC aka Repucom America, LLC	Evaluation of Festivals and Events	Progress reports, final financial and written reports	N	S
BED113	B	Varies	M	\$ 4,247,566	\$ 746,128	6/7/2016	6/7/2016	12/31/2017	HVCB	HVCB - Supplemental Services	Progress reports, final financial and written reports	N	S
BED113	B	Varies	O	\$ 625,000	\$ 373,348	7/27/2016	7/27/2016	7/31/2018	Ascendent Sports Group LLC	Consult on Sports Marketing and Sporting Events	Progress reports, final financial and written reports	N	S
BED113	B	Varies	O	\$ 637,500	\$ 109,208	9/8/2016	9/8/2016	12/31/2017	Business Events Hawaii	Global MCI	Progress reports, final financial and written reports	N	S
BED113	B	Varies	O	\$ 70,400	\$ 35,200	10/26/2016	10/26/2016	9/30/2018	PortCall INC DBA PortCall.com	Maritime Vessel Scheduling System	Progress reports, final financial and written reports	N	S
BED113	B	Varies	O	\$ 51,720	\$ -	11/1/2016	11/1/2016	12/31/2017	Destination Think! USA Inc.	Monitoring of Online and Social Media Efforts	Progress reports, final financial and written reports	N	S
BED113	B	Varies	O	\$ 73,840	\$ 19,362	11/7/2016	11/7/2016	3/31/2018	Lynn Surayan-Sprague	Lynn Surayan-Sprague	Progress reports, final financial and written reports	N	S
BED113	B	Varies	O	\$ 115,000	\$ 20,800	11/15/2016	11/15/2016	3/31/2018	Wahine Media, LLC	Global Social Media Program	Progress reports, final financial and written reports	N	S
BED113	B	Varies	O	\$ 70,000	\$ 10,000	11/30/2016	11/30/2016	3/31/2018	County of Hawaii	Technical assistance for CEP, Kuku Ola, and Aloha Aina	Progress reports, final financial and written reports	N	S
BED113	B	Varies	O	\$ 70,000	\$ 60,000	11/30/2016	11/30/2016	3/31/2018	County of Hawai'i	CEP Hawai'i County	Progress reports, final financial and written reports	N	S
BED113	B	Varies	O	\$ 95,000	\$ 23,765	12/15/2016	12/15/2016	11/30/2018	Cades Schutte a Limited Liability Law Partnership LLP	Legislative Package 2017-2018	Progress reports, final financial and written reports	N	S
BED113	B	Varies	M	\$ 3,140,000	\$ 1,100,070	12/21/2016	12/21/2016	12/31/2017	HVCB	Island Chapter Staffing and Administrative Services	Progress reports, final financial and written reports	N	S
BED113	B	Varies	O	\$ 70,000	\$ 10,000	12/29/2016	12/29/2016	3/31/2018	County of Kauai	Technical assistance for CEP, Kuku Ola, and Aloha Aina	Progress reports, final financial and written reports	N	S

Department of Business, Economic Development and Tourism  
Active Contracts as of December 1, 2017

Table 14

<u>Prog ID</u>	<u>MOF</u>	<u>Amount</u>	<u>Frequency</u> <u>(M/A/O)</u>	<u>Max Value</u>	<u>Outstanding</u> <u>Balance</u>	<u>Date</u> <u>Executed</u>	<u>From</u>	<u>To</u>	<u>Entity</u>	<u>Contract Description</u>	<u>Explanation of How Contract is</u> <u>Monitored</u>	<u>POS</u> <u>Y/N</u>	<u>Category</u> <u>E/L/P/C/G/S</u>
BED113	B	Varies	O	\$ 70,000	\$ 10,000	12/29/2016	12/29/2016	3/31/2018	County of Maui	Technical assistance for CEP, Kukulua Ola, and Aloha Aina	Progress reports, final financial and written reports	N	S
BED113	B	Varies	M	\$ 23,580,000	\$ 7,026,716	12/29/2016	1/1/2017	12/31/2018	HVCB	USA MMA	Progress reports, final financial and written reports	N	S
BED113	B	Varies	O	\$ 70,000	\$ 10,000	12/29/2016	12/29/2016	3/31/2018	County of Kaua'i	CEP Kaua'i County	Progress reports, final financial and written reports	N	S
BED113	B	Varies	O	\$ 70,000	\$ 10,000	12/29/2016	12/29/2016	3/31/2018	County of Maui	CEP Maui County	Progress reports, final financial and written reports	N	S
BED113	B	Varies	M	\$ 2,300,000	\$ 1,021,673	1/1/2017	1/1/2017	12/31/2018	VOX International Inc.	Canada MMA	Progress reports, final financial and written reports	N	S
BED113	B	Varies	M	\$ 8,560,000	\$ 2,274,291	1/1/2017	1/1/2017	12/31/2018	a.link LLC	Japan MMA	Progress reports, final financial and written reports	N	S
BED113	B	Varies	M	\$ 371,000	\$ 92,752	1/5/2017	1/5/2017	1/31/2018	Anthology Public Relations	PR, Communications, and Outreach	Progress reports, final financial and written reports	N	S
BED113	B	Varies	M	\$ 17,000	\$ 10,697	1/5/2017	1/5/2017	1/31/2018	Anthology Public Relations	Out-of-Pocket Expenses for PR and Communication Activities	Progress reports, final financial and written reports	N	S
BED113	B	Varies	O	\$ 318,000	\$ 98,000	1/6/2017	1/6/2017	4/1/2019	VASH - Oahu	Visitor Assistance Program 2017-2018	Progress reports, final financial and written reports	N	S
BED113	B	Varies	O	\$ 138,000	\$ 34,000	1/9/2017	1/9/2017	4/1/2018	VASH - Hawaii Island	Visitor Assistance Program 2017-2018	Progress reports, final financial and written reports	N	S
BED113	B	Varies	O	\$ 46,000	\$ 13,000	1/9/2017	1/9/2017	4/1/2019	VASH - Maui / Maui Visitors Bureau	Visitor Assistance Program 2017-2018	Progress reports, final financial and written reports	N	S
BED113	B	Varies	O	\$ 53,000	\$ 13,000	1/17/2017	1/17/2017	4/1/2018	VASH - Kauai	Visitor Assistance Program 2017-2018	Progress reports, final financial and written reports	N	S
BED113	B	Varies	O	\$ 70,000	\$ 10,000	1/31/2017	1/31/2017	3/31/2018	Honolulu City & County	Technical assistance for CEP, Kukulua Ola, and Aloha Aina	Progress reports, final financial and written reports	N	S
BED113	B	Varies	O	\$ 70,000	\$ 10,000	1/31/2017	1/31/2017	3/31/2018	City and County of Honolulu	CEP Honolulu City & County	Progress reports, final financial and written reports	N	S
BED113	B	Varies	O	\$ 5,000	\$ 2,500	2/10/2017	2/10/2017	2/28/2018	Maui Arts & Cultural Center, Schaefer International Gallery	Visual Arts Exhibition 2017	Progress reports, final financial and written reports	N	S
BED113	B	Varies	O	\$ 105,000	\$ 21,000	2/13/2017	2/13/2017	1/31/2018	Hawai'i International Film Festival, Inc.	Hawai'i International Film Festival 2017	Progress reports, final financial and written reports	N	S
BED113	B	Varies	O	\$ 10,000	\$ 2,000	2/14/2017	2/14/2017	2/28/2018	Tri-Isle Resource Conservation and Development Council, Inc.	Wailuku First Friday	Progress reports, final financial and written reports	N	S
BED113	B	Varies	O	\$ 260,250	\$ 95,250	2/14/2017	2/14/2017	1/31/2019	Paragon Events	Executive Production of 2017 Hawai'i Tourism Conference	Progress reports, final financial and written reports	N	S
BED113	B	Varies	O	\$ 15,000	\$ 11,000	2/15/2017	2/15/2017	12/31/2017	The Lahaina Restoration Foundation	Four Chinese Festivals 2017	Progress reports, final financial and written reports	N	S

Department of Business, Economic Development and Tourism  
Active Contracts as of December 1, 2017

Table 14

Prog ID	MOF	Amount	Frequency (M/A/O)	Max Value	Outstanding Balance	Date Executed	From	To	Entity	Contract Description	Explanation of How Contract is Monitored	POS Y/N	Category E/L/P/C/G/S
BED113	B	Varies	O	Confidential, contract available to Legislators upon request.		2/21/2017	2/21/2017	1/31/2018	Team Unlimited, LLC	XTERRA World Championship	Progress reports, final financial and written reports	N	S
BED113	B	Varies	O	\$ 276,000	\$ 138,000	2/23/2017	2/23/2017	11/30/2018	Kintetsu International Express (USA) Inc.	38th Annual Pan-Pacific Festival	Progress reports, final financial and written reports	N	S
BED113	B	Varies	O	\$ 75,000	\$ 15,000	2/23/2017	2/23/2017	11/30/2017	Maui Economic Development Board (MEDB)	Maui Film Festival 2017	Progress reports, final financial and written reports	N	S
BED113	B	Varies	O	\$ 276,000	\$ 138,000	2/23/2017	2/23/2017	11/30/2018	Kintetsu International Express (USA) Inc. dba Kintetsu International Hawaii Company	39th Annual Pan Pacific Festival	Progress reports, final financial and written reports	N	S
BED113	B	Varies	O	\$ 276,000	\$ 165,600	2/24/2017	2/24/2017	8/31/2018	Honolulu Festival Foundation	Honolulu Festival	Progress reports, final financial and written reports	N	S
BED113	B	Varies	O	\$ 100,000	\$ 50,000	2/27/2017	2/27/2017	2/28/2018	The Waipa Foundation	Hawai'i Investment Ready (HIR)	Progress reports, final financial and written reports	N	S
BED113	B	Varies	O	\$ 8,000	\$ 4,800	2/27/2017	2/27/2017	12/31/2017	Hawai'i Institute for Music Enrichment and Learning Experiences	Steel Guitar Festivals (Kaua'i, Kona)	Progress reports, final financial and written reports	N	S
BED113	B	Varies	O	\$ 300,000	\$ 60,000	3/2/2017	3/2/2017	1/31/2018	Hawai'i Ag & Culinary Alliance dba Hawai'i Food & Wine Festival	Hawai'i Food and Wine Festival 2017	Progress reports, final financial and written reports	N	S
BED113	B	Varies	O	\$ 19,000	\$ 3,800	3/2/2017	3/2/2017	12/31/2017	Hui o Laka	Eo e 'Emalani I Alaka'i 2017	Progress reports, final financial and written reports	N	S
BED113	B	Varies	O	\$ 28,000	\$ 5,600	3/6/2017	3/6/2017	1/31/2018	Kona Historical Society	Hands on History at the Kona Coffee Living History Farm	Progress reports, final financial and written reports	N	S
BED113	B	Varies	O	\$ 10,000	\$ 2,000	3/6/2017	3/6/2017	1/31/2018	Po'ipū Beach Foundation	New Year's Eve Celebration @ Po'ipū Beach Park	Progress reports, final financial and written reports	N	S
BED113	B	Varies	O	\$ 25,000	\$ 5,000	3/6/2017	3/6/2017	1/31/2018	Po'ipū Beach Foundation	Po'ipū Food and Wine Festival	Progress reports, final financial and written reports	N	S
BED113	B	Varies	O	\$ 30,000	\$ -	3/8/2017	3/8/2017	1/31/2018	Kahilu Theatre Foundation	2nd Half of 36th Presenting Season, 1st Half of 37th	Progress reports, final financial and written reports	N	S
BED113	B	Varies	O	\$ 10,000	\$ 2,000	3/8/2017	3/8/2017	1/31/2018	Maui Historical Society / Hale Hoikeike at the Bailey House	E Pulama Mau la Maui	Progress reports, final financial and written reports	N	S
BED113	B	Varies	O	\$ 92,500	\$ 35,000	3/9/2017	3/9/2017	3/31/2018	Kloninger & Sims Consulting, LLC	Visitor Plant Inventory 2017	Progress reports, final financial and written reports	N	S
BED113	B	Varies	O	\$ 24,000	\$ 4,800	3/13/2017	3/13/2017	2/28/2018	Hawai'i Wildlife Fund	Ho'okipa Honu Hookuleana: A Community-Based Educational Outreach	Progress reports, final financial and written reports	N	S
BED113	B	Varies	O	\$ 5,000	\$ 1,000	3/14/2017	3/14/2017	12/31/2017	National Tropical Botanical Garden	Remains of the Rainbow: Two Exhibitions of Rare Plant Photography	Progress reports, final financial and written reports	N	S

Department of Business, Economic Development and Tourism  
Active Contracts as of December 1, 2017

Table 14

Prog ID	MOF	Amount	Frequency (M/A/O)	Max Value	Outstanding Balance	Date Executed	From	To	Entity	Contract Description	Explanation of How Contract is Monitored	POS Y/N	Category E/L/P/C/G/S
BED113	B	Varies	O	\$ 10,000	\$ 2,000	3/14/2017	3/14/2017	1/31/2018	Peoples Advocacy for Trails Hawai'i (PATH)	Expanding Awareness of Bikeshare - A Vehicle for Visitor Health	Progress reports, final financial and written reports	N	S
BED113	B	Varies	O	\$ 14,000	\$ 2,800	3/15/2017	3/15/2017	2/28/2018	Maui Pops Orchestra, Inc.	Maui Pops Orchestra 2017	Progress reports, final financial and written reports	N	S
BED113	B	Varies	O	\$ 50,000	\$ 10,000	3/15/2017	3/15/2017	2/28/2018	Paepae o He'eia	Ku Hou Kuapa	Progress reports, final financial and written reports	N	S
BED113	B	Varies	O	\$ 90,000	\$ 15,000	3/16/2017	3/16/2017	1/31/2018	New Millennium Meetings	Hawaii Ambassador Program	Progress reports, final financial and written reports	N	S
BED113	B	Varies	O	\$ 13,000	\$ 2,600	3/16/2017	3/16/2017	12/31/2017	Maui Arts & Cultural Center	Maui 'ukulele Festival	Progress reports, final financial and written reports	N	S
BED113	B	Varies	O	\$ 35,000	\$ 7,000	3/16/2017	3/16/2017	12/31/2017	Holani Hāna Inc.	Ho'omau I Ka Hale Kahiko	Progress reports, final financial and written reports	N	S
BED113	B	Varies	O	\$ 25,000	\$ 5,000	3/17/2017	3/17/2017	1/31/2018	Volcano Art Center	Hula Arts at Kilauea	Progress reports, final financial and written reports	N	S
BED113	B	Varies	O	\$ 30,000	\$ 15,000	3/17/2017	3/17/2017	2/28/2018	Kumano I Ke Ala	Mauka Eco-Village Experience	Progress reports, final financial and written reports	N	S
BED113	B	Varies	O	\$ 10,000	\$ 2,000	3/20/2017	3/20/2017	1/31/2018	Hanapēpē Economic Alliance	Celebrating 20 Years of Hanapēpē Art Night - All Year Long	Progress reports, final financial and written reports	N	S
BED113	B	Varies	O	\$ 20,000	\$ 10,000	3/20/2017	3/20/2017	12/31/2017	Hanapēpē Economic Alliance	Kaua'i Chocolate & Coffee Festival	Progress reports, final financial and written reports	N	S
BED113	B	Varies	O	\$ 35,000	\$ 7,000	3/20/2017	3/20/2017	2/28/2018	Nā'ālehu Theatre	Hawaiian Music Masters Youth Outreach & Community Reinvestment	Progress reports, final financial and written reports	N	S
BED113	B	Varies	O	\$ 12,000	\$ 2,400	3/20/2017	3/20/2017	2/28/2018	Garden Island Resource Conservation & Development, Inc.	Tourism Improvements at Makauwahi Cave Reserve	Progress reports, final financial and written reports	N	S
BED113	B	Varies	O	\$ 20,000	\$ 4,000	3/20/2017	3/20/2017	2/28/2018	Garden Island Resource Conservation & Development, Inc.	Ecotourism Volunteers of Kōke'e	Progress reports, final financial and written reports	N	S
BED113	B	Varies	O	\$ 25,000	\$ 5,000	3/20/2017	3/20/2017	2/28/2018	Hawai'i Forest Institute	Pilina Poina 'Ole "Connections Not Forgotten"	Progress reports, final financial and written reports	N	S
BED113	B	Varies	O	\$ 20,000	\$ 4,000	3/20/2017	3/20/2017	2/28/2018	Hawai'i Marine Mammal Alliance Inc.	Stewardship of the Hawaiian Monk Seal	Progress reports, final financial and written reports	N	S
BED113	B	Varies	O	\$ 21,600	\$ 4,320	3/20/2017	3/20/2017	2/28/2018	Hawai'i Forest Institute	Honolulu Zoo Children's Discovery Forest	Progress reports, final financial and written reports	N	S
BED113	B	Varies	O	\$ 5,000	\$ 1,000	3/20/2017	3/20/2017	2/28/2018	Tasting Kaua'i, LLC	Tasting Kaua'i Food Tours	Progress reports, final financial and written reports	N	S
BED113	B	Varies	O	\$ 50,000	\$ 10,000	3/21/2017	3/21/2017	11/30/2018	Kai Opuā Canoe Club	Queen Lili'uokalani Long Distance Outrigger Canoe Races (QLCR)	Progress reports, final financial and written reports	N	S
BED113	B	Varies	O	\$ 32,000	\$ 6,400	3/21/2017	3/21/2017	2/28/2018	Pacific American Foundation Hawai'i Inc.	Kahuliuau Elua	Progress reports, final financial and written reports	N	S



Department of Business, Economic Development and Tourism  
Active Contracts as of December 1, 2017

Table 14

Prog ID	MOF	Amount	Frequency (M/A/O)	Max Value	Outstanding Balance	Date Executed	From	To	Entity	Contract Description	Explanation of How Contract is Monitored	POS Y/N	Category E/L/P/C/G/S
BED113	B	Varies	O	\$ 20,000	\$ 10,000	3/21/2017	3/21/2017	2/28/2018	Pacific Whale Foundation	Informing, Educating and Involving the Public in Restoration of Paniaka Fishpond	Progress reports, final financial and written reports	N	S
BED113	B	Varies	O	\$ 58,639	\$ 29,320	3/21/2017	3/21/2017	9/30/2018	Waimānalo Canoe Club	Koa Wa'a Restoration	Progress reports, final financial and written reports	N	S
BED113	B	Varies	O	\$ 30,000	\$ 6,000	3/21/2017	3/21/2017	2/28/2018	KHM International dba Ka Honua Momona	Ke Alaula 'Ohana Workshops	Progress reports, final financial and written reports	N	S
BED113	B	Varies	O	\$ 30,000	\$ 15,000	3/21/2017	3/21/2017	2/28/2018	Waimānalo Canoe Club	Adopt a Park	Progress reports, final financial and written reports	N	S
BED113	B	Varies	O	\$ 19,900	\$ 3,980	3/21/2017	3/21/2017	2/28/2018	Save Honolua Coalition	Mālama Honolua	Progress reports, final financial and written reports	N	S
BED113	B	Varies	O	\$ 54,704	\$ 8,206	3/21/2017	3/21/2017	2/28/2018	KHM International DBA Ka Honua Momona	Mālama I Na Loko la O Moloka'i	Progress reports, final financial and written reports	N	S
BED113	B	Varies	O	\$ 32,800	\$ 6,560	3/21/2017	3/21/2017	2/28/2018	Travel2Change	travel2change Aloha 'āina Program	Progress reports, final financial and written reports	N	S
BED113	B	Varies	O	\$ 50,000	\$ 10,000	3/21/2017	3/21/2017	2/28/2018	Moloka'i Land Trust	Habitat Improvements for Laysan Albatross at the Mokia Preserve	Progress reports, final financial and written reports	N	S
BED113	B	Varies	O	\$ 27,000	\$ 5,400	3/22/2017	3/22/2017	2/28/2018	Hookuaaina	Kukuluhou Internship Program	Progress reports, final financial and written reports	N	S
BED113	B	Varies	O	\$ 46,500	\$ 9,300	3/23/2017	3/23/2017	2/28/2018	Big Island Resource Conservation and Development Council	Community-led Invasive Species Control on the Island of Hawai'i	Progress reports, final financial and written reports	N	S
BED113	B	Varies	O	\$ 14,076	\$ 2,815	3/23/2017	3/23/2017	12/31/2017	Hāna Arts	Hāna Legends	Progress reports, final financial and written reports	N	S
BED113	B	Varies	O	\$ 40,000	\$ 8,000	3/23/2017	3/23/2017	2/28/2018	Kōkua Kalihi Valley Comprehensive Family Services	Koa 'āina Environmental Stewardship Project	Progress reports, final financial and written reports	N	S
BED113	B	Varies	O	\$ 15,000	\$ 3,000	3/24/2017	3/24/2017	2/28/2018	Hawaiian Mission Children's Society dba Hawaiian Mission Houses	History Theatre	Progress reports, final financial and written reports	N	S
BED113	B	Varies	O	\$ 10,000	\$ 2,000	3/24/2017	3/24/2017	3/31/2018	Hui No'eau	Hui No'eau Art Exhibitions 2017	Progress reports, final financial and written reports	N	S
BED113	B	Varies	O	\$ 22,400	\$ 4,480	3/24/2017	3/24/2017	12/31/2017	Hawaiian Mission Children's Society dba Hawaiian Mission Houses	Nani Ke Ao Nei, A Music Series	Progress reports, final financial and written reports	N	S
BED113	B	Varies	O	\$ 33,000	\$ 6,600	3/24/2017	3/24/2017	2/28/2018	Hui No'eau	Art with Aloha 2017	Progress reports, final financial and written reports	N	S
BED113	B	Varies	O	\$ 28,000	\$ 14,000	3/24/2017	3/24/2017	2/28/2018	Maunaloa Fishpond Heritage Center	Kanewai Spring Preservation	Progress reports, final financial and written reports	N	S
BED113	B	Varies	O	\$ 45,000	\$ 22,500	3/27/2017	3/27/2017	2/28/2018	National Tropical Botanical Garden	E Ho'i Hou O Hāloa: Returning Lo'i to Lāwa'i Ahupua'a	Progress reports, final financial and written reports	N	S
BED113	B	Varies	O	\$ 80,000	\$ 16,000	3/27/2017	3/27/2017	2/28/2018	National Tropical Botanical Garden	Au Upgrade to NTBG's Canoe Garden Path to Make it ADA-Accessible	Progress reports, final financial and written reports	N	S

Department of Business, Economic Development and Tourism  
Active Contracts as of December 1, 2017

Table 14

Prog ID	MOF	Amount	Frequency (M/A/O)	Max Value	Outstanding Balance	Date Executed	From	To	Entity	Contract Description	Explanation of How Contract is Monitored	POS Y/N	Category E/L/P/C/G/S
BED113	B	Varies	O	\$ 50,000	\$ -	3/28/2017	3/28/2017	11/30/2018	ODKF Support Inc. dba Duke's Oceanfest	16th Annual Duke's OceanFest	Progress reports, final financial and written reports	N	S
BED113	B	Varies	O	\$ 50,000	\$ 10,000	3/29/2017	3/29/2017	12/31/2017	Bernice Pauahi Bishop Museum	Hulia Ano: Inspired Patterns	Progress reports, final financial and written reports	N	S
BED113	B	Varies	O	\$ 52,000	\$ 15,600	3/29/2017	3/29/2017	2/28/2018	Kumano I Ke Ala	Aloha 'āina Restoration Project	Progress reports, final financial and written reports	N	S
BED113	B	Varies	O	\$ 28,000	\$ 5,600	3/29/2017	3/29/2017	2/28/2018	Maui Nui Botanical Gardens Inc.	Seed Storage of and Increased Community Access to Traditional	Progress reports, final financial and written reports	N	S
BED113	B	Varies	O	\$ 57,250	\$ 11,450	3/29/2017	3/29/2017	2/28/2018	Ma Ka Hāna Ka 'Ike Building Program	Hoi la Haloa	Progress reports, final financial and written reports	N	S
BED113	B	Varies	O	\$ 20,000	\$ 4,000	3/29/2017	3/29/2017	2/28/2018	Ma Ka Hāna Ka 'Ike Building Program	Mālama Ka Waihona 'āina O Hāna	Progress reports, final financial and written reports	N	S
BED113	B	Varies	O	\$ 30,000	\$ 15,000	3/30/2017	3/30/2017	1/31/2018	Malie Foundation	Hawaiian Cultural Events and Kaua'i Mokihana Festival 2017	Progress reports, final financial and written reports	N	S
BED113	B	Varies	O	\$ 21,600	\$ 4,320	3/30/2017	3/30/2017	2/28/2018	Mālama na Honu	Mālama na Honu Conservation & Preservation Project 2017	Progress reports, final financial and written reports	N	S
BED113	B	Varies	O	\$ 65,000	\$ 13,000	3/30/2017	3/30/2017	2/28/2018	Tri-Isle Research Conservation & Development Council, Inc.	Leeward Haleakalā Watershed Restoration Partnership (LHWRP)	Progress reports, final financial and written reports	N	S
BED113	B	Varies	O	\$ 10,000	\$ 2,000	3/31/2017	3/31/2017	2/28/2018	Moloka'i Arts Center, Inc.	Hawaiian Arts "HA" Program	Progress reports, final financial and written reports	N	S
BED113	B	Varies	O	\$ 41,261	\$ 8,252	3/31/2017	3/31/2017	2/28/2018	Kalanihale	'āina Momona: Perpetuating Abundant & Healthy Marine Resources	Progress reports, final financial and written reports	N	S
BED113	B	Varies	O	\$ 15,000	\$ 3,000	4/3/2017	4/3/2017	2/28/2018	Pohaha I Ka Lani	Mālama Nāpō'opo'o	Progress reports, final financial and written reports	N	S
BED113	B	Varies	O	\$ 25,000	\$ 5,000	4/3/2017	4/3/2017	2/28/2018	Pohaha I Ka Lani	Hoola la Koaekoa	Progress reports, final financial and written reports	N	S
BED113	B	Varies	O	\$ 63,500	\$ -	4/4/2017	4/4/2017	11/30/2018	Kōloa Plantation Days, Inc.	Kōloa Plantation Days	Progress reports, final financial and written reports	N	S
BED113	B	Varies	O	\$ 40,000	\$ 8,000	4/4/2017	4/4/2017	2/28/2018	Hikaalani	Hookanaka	Progress reports, final financial and written reports	N	S
BED113	B	Varies	O	\$ 15,000	\$ 3,000	4/4/2017	4/4/2017	2/28/2018	Na Leo Pūlama O Maui, Inc.	A Living Hawaiian Language - It's Our Kuleana	Progress reports, final financial and written reports	N	S
BED113	B	Varies	O	\$ 50,000	\$ 10,000	4/5/2017	4/5/2017	2/28/2018	Mana Maoli	The Mana Mele Project	Progress reports, final financial and written reports	N	S
BED113	B	Varies	O	\$ 63,500	\$ 12,700	4/6/2017	4/6/2017	1/31/2018	Kona Coffee Cultural Festival	Kona Coffee Cultural Festival 2017	Progress reports, final financial and written reports	N	S
BED113	B	Varies	O	\$ 75,000	\$ -	4/7/2017	4/7/2017	2/28/2018	Searider Productions Foundation (Fiscal Sponsor)	Family Ingredients (mālama-themed programming)	Progress reports, final financial and written reports	N	S
BED113	B	Varies	O	\$ 35,000	\$ 7,000	4/7/2017	4/7/2017	2/28/2018	The Marine Mammal Center	Hawaiian Monk Seal Conservation and Education Program	Progress reports, final financial and written reports	N	S

Department of Business, Economic Development and Tourism  
Active Contracts as of December 1, 2017

Table 14

Prog ID	MOF	Amount	Frequency	Max Value	Outstanding	Date	From	To	Entity	Contract Description	Explanation of How Contract is	POS	Category
			(M/A/O)		Balance	Executed					Monitored	Y/N	E/L/P/C/G/S
BED113	B	Varies	O	\$ 5,000	\$ 1,000	4/10/2017	4/10/2017	2/28/2018	Ki-hō'alu Foundation, Inc.	25th Annual Hawaiian Slack Key Guitar Festival - Kaua'i Style	Progress reports, final financial and written reports	N	S
BED113	B	Varies	O	\$ 30,000	\$ 6,000	4/11/2017	4/11/2017	12/31/2017	The Kaua'i Marathon	Kaua'i Marathon & Half Marathon	Progress reports, final financial and written reports	N	S
BED113	B	Varies	O	\$ 40,000	\$ 8,000	4/11/2017	4/11/2017	12/31/2018	Tri-Isle Resource Conservation and Development Council, Inc.	Festivals of Aloha-Maui	Progress reports, final financial and written reports	N	S
BED113	B	Varies	O	\$ 20,000	\$ 4,000	4/12/2017	4/12/2017	2/28/2018	Edith K. Kanaka'ole Foundation	Hale Ho'okipa	Progress reports, final financial and written reports	N	S
BED113	B	Varies	O	\$ 25,000	\$ 5,000	4/12/2017	4/12/2017	2/28/2018	Maui Arts & Cultural Center	Celebrate Hawai'i	Progress reports, final financial and written reports	N	S
BED113	B	Varies	O	\$ 40,000	\$ -	4/13/2017	4/13/2017	12/31/2017	Big Island Resource Conservation and Development Council (BIRCD)	Hawai'i Island Festival - 30 Days of Aloha	Progress reports, final financial and written reports	N	S
BED113	B	Varies	O	\$ 20,000	\$ 4,000	4/26/2017	4/26/2017	2/28/2018	Surfrider Foundation O'ahu Chapter	Surfrider's Ocean Friendly Hawai'i	Progress reports, final financial and written reports	N	S
BED113	B	Varies	O	Confidential, contract available to Legislators upon request.		4/27/2017	4/27/2017	1/31/2018	Team Unlimited, LLC	XTERRA Trail Run Championship	Progress reports, final financial and written reports	N	S
BED113	B	Varies	O	\$ 200,000	\$ 20,000	5/1/2017	5/1/2017	12/31/2018	North Shore Lifeguard Associaton	Jr. Lifeguard Program	Progress reports, final financial and written reports	N	S
BED113	B	Varies	O	\$ 40,000	\$ 5,000	5/1/2017	5/1/2017	3/31/2018	Hilo Hawai'i Visitor Industry Association, Inc. dba Destination Hilo	Hilo Harbor Greetings Program	Progress reports, final financial and written reports	N	S
BED113	B	Varies	O	\$ 24,000	\$ 5,000	5/2/2017	5/2/2017	3/31/2018	Destination Kona Coast	Kona Harbor Greetings Program 2017	Progress reports, final financial and written reports	N	S
BED113	B	Varies	O	\$ 40,000	\$ 20,000	5/3/2017	5/3/2017	2/28/2018	Hiipaka LLC	Na Poe Hāna No'ēau (Waimea Valley Visiting Artist Program)	Progress reports, final financial and written reports	N	S
BED113	B	Varies	O	\$ 150,000	\$ 30,000	5/4/2017	5/4/2017	12/31/2018	Aloha Week Hawai'i, Inc. dba Aloha Festivals	Aloha Festivals	Progress reports, final financial and written reports	N	S
BED113	B	Varies	O	\$ 20,000	\$ 4,000	5/5/2017	5/5/2017	12/31/2017	Kalani Honua, Inc.	Hawai'i Yoga Festival 2017	Progress reports, final financial and written reports	N	S
BED113	B	Varies	O	\$ 73,000	\$ 14,600	5/5/2017	5/5/2017	2/28/2018	University of Hawai'i, Office of Research Services	Early Detection & Rapid Response to Invasive Species along Trails	Progress reports, final financial and written reports	N	S
BED113	B	Varies	O	\$ 14,500	\$ 7,250	5/8/2017	5/8/2017	2/28/2018	University of Hawai'i, Office of Research Services	Kiaimoku - Bridging the Gap between Communities & Conservation	Progress reports, final financial and written reports	N	S
BED113	B	Varies	O	\$ 100,000	\$ 10,000	5/8/2017	5/8/2017	3/31/2018	Waikiki Improvement Association	Kūhiō Beach Hula Mound	Progress reports, final financial and written reports	N	S

Department of Business, Economic Development and Tourism  
Active Contracts as of December 1, 2017

Table 14

Prog ID	MOF	Amount	Frequency (M/A/O)	Max Value	Outstanding Balance	Date Executed	From	To	Entity	Contract Description	Explanation of How Contract is Monitored	POS Y/N	Category E/L/P/C/G/S
BED113	B	Varies	O	\$ 25,000	\$ 2,500	5/12/2017	5/12/2017	2/28/2018	Hilo Hawaii Visitor Industry Association, Inc. dba Destination Hilo	Hilo Hawaii Restoration	Progress reports, final financial and written reports	N	S
BED113	B	Varies	O	\$ 10,000	\$ 2,000	5/15/2017	5/15/2017	1/20/2018	Japanese Cultural Center of Hawaii	New Year's 'ohana Festival/Schichi Go San: Keiki Kimono Dressing	Progress reports, final financial and written reports	N	S
BED113	B	Varies	O	\$ 150,000	\$ 79,540	5/16/2017	5/16/2017	12/31/2018	Anthology Marketing Group, Inc.	Design and Maintenance of HTA Website	Progress reports, final financial and written reports	N	S
BED113	B	Varies	O	\$ 240,163	\$ 76,835	5/16/2017	5/16/2017	6/30/2018	MVNP	Post-Arrival Marketing Campaign	Progress reports, final financial and written reports	N	S
BED113	B	Varies	O	\$ 20,000	\$ 4,000	5/18/2017	5/18/2017	12/31/2017	Kapa'a Business Association	Coconut Festival	Progress reports, final financial and written reports	N	S
BED113	B	Varies	O	\$ 18,300	\$ 1,830	5/19/2017	5/19/2017	2/28/2018	Lahaina Restoration Foundation	Lahaina Restoration	Progress reports, final financial and written reports	N	S
BED113	B	Varies	O	\$ 18,300	\$ 12,700	5/22/2017	5/22/2017	5/31/2018	Cades Schutte	HTA Board of Directors/Standing Committee Meeting Minutes	Progress reports, final financial and written reports	N	S
BED113	B	Varies	O	\$ 150,000	\$ 25,000	5/22/2017	5/22/2017	12/30/2018	The Hawai'i Academy of Recording Arts	Mele Mei 2017	Progress reports, final financial and written reports	N	S
BED113	B	Varies	O	\$ 99,963	\$ 19,993	5/23/2017	5/23/2017	3/31/2018	University of Hawaii	Rapid Ohia Death Seed Banking Initiative	Progress reports, final financial and written reports	N	S
BED113	B	Varies	O	\$ 20,000	\$ 20,000	5/24/2017	5/24/2017	12/31/2017	Waterman League LLC	Hawai'i Open Ocean Sunset Beach Pro	Progress reports, final financial and written reports	N	S
BED113	B	Varies	O	\$ 20,000	\$ 5,000	5/24/2017	5/24/2017	3/31/2018	Lahaina Town Action Committee	Lahaina Harbor Greetings Program 2017	Progress reports, final financial and written reports	N	S
BED113	B	Varies	O	\$ 20,000	\$ 5,000	5/25/2017	5/25/2017	3/31/2018	County of Kauai	Nāwiliwili Greetings Program 2017	Progress reports, final financial and written reports	N	S
BED113	B	Varies	O	\$ 25,000	\$ 5,000	5/26/2017	5/26/2017	1/31/2018	Hawai'i Performing Arts Festival	Marketing Development Project	Progress reports, final financial and written reports	N	S
BED113	B	Varies	O	\$ 10,000	\$ 10,000	5/26/2017	5/26/2017	12/31/2017	Kāne'ohē Business Group	Windward Ho'olaule'a	Progress reports, final financial and written reports	N	S
BED113	B	Varies	O	\$ 20,000	\$ 7,960	5/30/2017	5/30/2017	1/31/2018	New Millennium Meetings	Hawaii Ambassador Program (Reimbursables)	Progress reports, final financial and written reports	N	S
BED113	B	Varies	O	\$ 24,000	\$ 2,400	5/31/2017	5/31/2017	2/28/2018	Kailua Village Business Improvement, District, Inc.	Kailua Village Restoration	Progress reports, final financial and written reports	N	S
BED113	B	Varies	M	\$ 500,000	\$ 75,000	5/31/2017	5/31/2017	1/31/2018	HVCB	Hawaii Air Service Development U.S. Market Opportunities	Progress reports, final financial and written reports	N	S
BED113	B	Varies	O	\$ 20,000	\$ 4,000	6/1/2017	6/1/2017	2/28/2018	Laupāhoehoe Train Museum	Hawaiian Cultural Center of Hāmākua	Progress reports, final financial and written reports	N	S
BED113	B	Varies	O	\$ 8,000	\$ 1,600	6/2/2017	6/2/2017	3/31/2018	Friends of the Festival of Lights	Festival of Lights 2017	Progress reports, final financial and written reports	N	S
BED113	B	Varies	O	\$ 68,000	\$ 13,600	6/5/2017	6/5/2017	2/28/2018	The Nature Conservancy	Protecting the Heart of Hawai'i's Natural Resources	Progress reports, final financial and written reports	N	S
BED113	B	Varies	O	\$ 55,000	\$ 23,075	6/5/2017	6/5/2017	5/31/2018	International Festivals & Events Association (IFEA)	CFE Certification and Capacity Building Workshops	Progress reports, final financial and written reports	N	S

Department of Business, Economic Development and Tourism  
Active Contracts as of December 1, 2017

Table 14

Prog ID	MOF	Amount	Frequency (M/A/O)	Max Value	Outstanding Balance	Date Executed	From	To	Entity	Contract Description	Explanation of How Contract is Monitored	POS Y/N	Category E/L/P/C/G/S
BED113	B	Varies	O	\$ 250,000	\$ 150,000	6/5/2017	6/5/2017	12/31/2018	Oahu Economic Development Board	Ala Wai Watershed Partnership 2017	Progress reports, final financial and written reports	N	S
BED113	B	Varies	O	\$ 445,000	\$ 175,000	6/5/2017	6/5/2017	12/31/2017	Native Hawaiian Hospitality Association	Native Hawaiian Hospitality Association 2017	Progress reports, final financial and written reports	N	S
BED113	B	Varies	O	\$ 35,000	\$ 17,500	6/7/2017	6/7/2017	2/28/2018	Kohala Institute	Kī Tours: Kauhale Tours and Workshops	Progress reports, final financial and written reports	N	S
BED113	B	Varies	O	\$ 112,850	\$ 82,850	6/7/2017	6/7/2017	9/1/2018	UH Office of Research Services	UHKCC Customer Service and Tour Guide Certification Program	Progress reports, final financial and written reports	N	S
BED113	B	Varies	O	\$ 12,000	\$ 12,000	6/8/2017	6/8/2017	2/28/2018	Waimānalo Market Co-op	"Ka mea `ai pono" A Wellness Initiative	Progress reports, final financial and written reports	N	S
BED113	B	Varies	O	\$ 9,000	\$ 9,000	6/9/2017	6/9/2017	1/31/2018	Kaua'i Economic Development Board	The Keeper of the Culture: E Ola Na Mo'olelo	Progress reports, final financial and written reports	N	S
BED113	B	Varies	O	\$ 50,000	\$ 50,000	6/16/2017	6/16/2017	2/28/2018	The Estria Foundation	Mele Murals	Progress reports, final financial and written reports	N	S
BED113	B	Varies	O	\$ 24,500	\$ -	6/16/2017	6/16/2017	6/30/2018	Roy Morgan International Limited	Oceania Marketing Research	Progress reports, final financial and written reports	N	S
BED113	B	Varies	O	\$ 558,888	\$ 336,000	6/17/2017	6/17/2017	12/31/2017	Paragon Events	Global Tourism Summit Cost Reimbursables	Progress reports, final financial and written reports	N	S
BED113	B	Varies	O	\$ 64,000	\$ 62,337	6/19/2017	6/19/2017	6/19/2018	N&K CPAs, Inc.	Temporary Financial Staffing Services	Progress reports, final financial and written reports	N	S
BED113	B	Varies	M	\$ 775,000	\$ 775,000	6/22/2017	6/22/2017	7/31/2019	Air Asia X Berhad	New Air Service KUL-KIX-HNL Route Incentive Program	Progress reports, final financial and written reports	N	S
BED113	B	Varies	O	\$ 62,000	\$ 62,000	6/26/2017	6/26/2017	6/30/2018	eCivis, Inc.	Contract Management and Accounting Software	Progress reports, final financial and written reports	N	S
BED113	B	Varies	O	\$ 45,600		7/22/2017	10/17/2017	5/31/2018	Manageability, LLC	Project Manager for redesign of HTA.org Website	Progress reports, final financial and written reports	N	S
BED113	B	Varies	O	\$ 475,000	\$ 475,000	7/31/2017	7/31/2017	3/31/2018	ESPN Productions Inc.	Hawai'i Bowl USA/Diamond Head Classic	Progress reports, final financial and written reports	N	S
BED113	B	Varies	O	Confidential, contract available to Legislators upon request.		8/3/2017	8/3/2017	12/31/2019	Pro Tennis Group	Hawaiian Open Tennis	Progress reports, final financial and written reports	N	S
BED113	B	Varies	O	Confidential, contract available to Legislators upon request.		8/17/2017	8/17/2017	2/28/2018	Kemper Sports Marketing, Inc.	Maui Jim Invitational 2017	Progress reports, final financial and written reports	N	S
BED113	B	Varies	O	\$ 15,000	\$ 15,000	9/18/2017	10/25/2017	2/28/2019	Hawaiian Mission Children's Society dba Hawaiian Mission Houses	History Theater	Progress reports, final financial and written reports	N	S

Department of Business, Economic Development and Tourism  
Active Contracts as of December 1, 2017

Table 14

Prog ID	MOF	Amount	Frequency (M/A/O)	Max Value	Outstanding Balance	Date Executed	From	To	Entity	Contract Description	Explanation of How Contract is Monitored	POS Y/N	Category E/L/P/C/G/S
BED113	B	Varies	O	\$ 15,000	\$ 15,000	9/18/2017	10/25/2017	2/28/2019	The Lahaina Restoration Foundation	Four Chinese Events	Progress reports, final financial and written reports	N	S
BED113	B	Varies	O	\$ 20,000	\$ 20,000	9/18/2017	10/19/2017	2/28/2019	Hui Noeau	Hui Noeau Exhibitions 2018	Progress reports, final financial and written reports	N	S
BED113	B	Varies	O	\$ 25,000	\$ 25,000	9/18/2017	10/17/2017	2/28/2019	Maui Arts & Cultural Center	Visual Arts Exhibition Program	Progress reports, final financial and written reports	N	S
BED113	B	Varies	O	\$ 15,000	\$ 15,000	9/18/2017	10/17/2017	2/28/2019	Maui Arts & Cultural Center	Maui Ukulele Festival	Progress reports, final financial and written reports	N	S
BED113	B	Varies	O	\$ 15,000	\$ 15,000	9/18/2017	11/30/2017	2/28/2019	Hale Hoikeike at the Bailey House	E Pulama Mau Ia Maui	Progress reports, final financial and written reports	N	S
BED113	B	Varies	O	\$ 10,000	\$ 10,000	9/18/2017	10/31/2017	2/28/2019	Hana Arts	Hana Arts Presents! - A workshops and Events Program for East Maui	Progress reports, final financial and written reports	N	S
BED113	B	Varies	O	\$ 18,810	\$ 18,810	9/18/2017	10/17/2017	2/28/2019	Hui o Laka	Emalani Festival 2018	Progress reports, final financial and written reports	N	S
BED113	B	Varies	O	\$ 10,000	\$ 10,000	9/18/2017	11/30/2017	2/28/2019	Ki-ho'alu Foundation, Inc.	26th Annual Hawaiian Slack Key Guitar Festival "Kaua'i Style"	Progress reports, final financial and written reports	N	S
BED113	B	Varies	O	\$ 20,000	\$ 20,000	9/18/2017	10/25/2017	2/28/2019	Hanapepe Economic Alliance	2018 Kaua'i Chocolate & Coffee Festival	Progress reports, final financial and written reports	N	S
BED113	B	Varies	O	\$ 15,000	\$ 15,000	9/18/2017	10/23/2017	2/28/2019	Hanapepe Economic Alliance	Flavors of Hanapepe	Progress reports, final financial and written reports	N	S
BED113	B	Varies	O	\$ 27,090	\$ 27,090	9/18/2017	10/18/2017	2/28/2019	Volcano Art Center	Hula Arts At Kilauea	Progress reports, final financial and written reports	N	S
BED113	B	Varies	O	\$ 30,000	\$ 30,000	9/18/2017	11/30/2017	2/28/2019	Kona Historical Society	Hands on History at The Kona Coffee Living History Farm	Progress reports, final financial and written reports	N	S
BED113	B	Varies	O	\$ 25,000	\$ 25,000	9/18/2017	11/17/2017	2/28/2019	Ohina LLC	Ohina Short Film	Progress reports, final financial and written reports	N	S
BED113	B	Varies	O	\$ 10,000	\$ 10,000	9/18/2017	11/17/2017	2/28/2019	Hawai'i Institute for Music Enrichment and Learning Experiences (HIMELE)	Steel Guitar Festivals (Kaua'i, Hawaii)	Progress reports, final financial and written reports	N	S
BED113	B	Varies	O	\$ 25,000	\$ 25,000	9/18/2017	11/30/2017	2/28/2019	travel2change	Voluntourism & Natural Tourism	Progress reports, final financial and written reports	N	S
BED113	B	Varies	O	\$ 30,000	\$ 30,000	9/18/2017	10/17/2017	5/31/2018	Hawai'i Alliance for Arts Education	POW! WOW! 2018	Progress reports, final financial and written reports	N	S
BED113	B	Varies	O	\$ 30,000	\$ 30,000	9/18/2017	10/25/2017	8/31/2018	Hawai'i Book & Music Festival	Hawai'i Book & Music Festival 2018	Progress reports, final financial and written reports	N	S
BED113	B	Varies	O	\$ 20,000	\$ 20,000	9/18/2017	11/2/2017	10/31/2018	Ukulele Festival Hawai'i	48th Annual Ukulele Festival Hawaii	Progress reports, final financial and written reports	N	S
BED113	B	Varies	O	\$ 10,000	\$ 10,000	9/18/2017	11/30/2017	11/30/2018	Ki-ho'alu Foundation, Inc.	36th Annual Hawaiian Slack Key Guitar Festival "Waikiki Style"	Progress reports, final financial and written reports	N	S
BED113	B	Varies	O	\$ 7,000	\$ 7,000	9/18/2017	11/2/2017	1/31/2019	Hawai'i Forest Industry Association	Hawaii's Woodshow, Na Laau o Hawai'i 2018	Progress reports, final financial and written reports	N	S
BED113	B	Varies	O	\$ 14,500	\$ 14,500	9/18/2017	11/2/2017	9/30/2018	Pacific Rim Concepts	2018 World Oceans Day Celebration at Ko olina	Progress reports, final financial and written reports	N	S

Department of Business, Economic Development and Tourism  
Active Contracts as of December 1, 2017

Table 14

Prog ID	MOF	Amount	Frequency (M/A/O)	Max Value	Outstanding Balance	Date Executed	From	To	Entity	Contract Description	Explanation of How Contract is Monitored	POS Y/N	Category E/L/P/C/G/S
BED113	B	Varies	O	\$ 20,000	\$ 20,000	9/18/2017	10/31/2017	12/31/2018	Na Wahine o Ke Kai	Moloka'i to O'ahu Canoe Race	Progress reports, final financial and written reports	N	S
BED113	B	Varies	O	\$ 15,000	\$ 15,000	9/18/2017	11/2/2017	7/31/2018	Young of Heart Workshop dba Puuhonua Society	Young of Heart Workshop	Progress reports, final financial and written reports	N	S
BED113	B	Varies	O	\$ 6,000	\$ 6,000	9/18/2017	10/25/2017	8/31/2018	O'ahu Resource Conservation and Development Council	Parade of Farms - Nalo Style	Progress reports, final financial and written reports	N	S
BED113	B	Varies	O	\$ 30,000	\$ 30,000	9/18/2017	10/17/2017	8/31/2018	Japanese Cultural Society of Maui	Maui Matsuri, A Japanese Festival (18th Anniversary)	Progress reports, final financial and written reports	N	S
BED113	B	Varies	O	\$ 20,000	\$ 20,000	9/18/2017	11/2/2017	12/31/2018	Hawaiian Kamalii, Inc. dba Hawaiian Canoe Club	The Pailolo Challenge 2018	Progress reports, final financial and written reports	N	S
BED113	B	Varies	O	\$ 10,000	\$ 10,000	9/18/2017	11/30/2017	9/30/2018	Ki-hoalu Foundation, Inc.	27th Annual Hawaiian Slack Key Guitar Festival "Maui Style"	Progress reports, final financial and written reports	N	S
BED113	B	Varies	O	\$ 5,000	\$ 5,000	9/18/2017	10/17/2017	11/30/2018	Maui Nui Botanical Gardens, Inc.	La Ulu - Breadfruit Day	Progress reports, final financial and written reports	N	S
BED113	B	Varies	O	\$ 12,000	\$ 12,000	9/18/2017	11/2/2017	11/30/2018	Ka`imi Na`auao O Hawai'i Nei Institute	Heiva I Kaua'i 2018	Progress reports, final financial and written reports	N	S
BED113	B	Varies	O	\$ 30,000	\$ 30,000	9/18/2017	10/17/2017	6/30/2018	Garden Island Arts Council	E Kanikapila Kakou 2018 - A Legacy of Music	Progress reports, final financial and written reports	N	S
BED113	B	Varies	O	\$ 30,000	\$ 30,000	9/18/2017	10/17/2017	12/31/2018	Hawai'i Wildlife Center dba Hawai'i Island Festival of Birds	3rd Annual Hawai'i Island Festival of Birds	Progress reports, final financial and written reports	N	S
BED113	B	Varies	O	\$ 20,000	\$ 20,000	9/18/2017	10/18/2017	10/31/2018	Hawai'i Performing Arts Festival, LLC	Hawai'i Performing Arts Festival 2018	Progress reports, final financial and written reports	N	S
BED113	B	Varies	O	\$ 20,000	\$ 20,000	9/18/2017	10/25/2017	8/31/2018	Hamakua Harvest, Inc.	3rd Annual Farm Festival at Hamakua Harvest	Progress reports, final financial and written reports	N	S
BED113	B	Varies	O	\$ 22,000	\$ 22,000	9/18/2017	11/6/2017	9/30/2018	Kumu Kahua Theatre	Living Room, Wild Birds and Dead of Night	Progress reports, final financial and written reports	N	S
BED113	B	Varies	O	\$ 30,145	\$ 30,145	9/18/2017	11/17/2017	1/31/2019	Ulu Ae Learning Center	Ulu Ae Kaiaulu Project	Progress reports, final financial and written reports	N	S
BED113	B	Varies	O	\$ 50,000	\$ 50,000	9/18/2017	10/18/2017	1/31/2019	Hookua'Āina	Kukuluhou Internship Project	Progress reports, final financial and written reports	N	S
BED113	B	Varies	O	\$ 50,000	\$ 50,000	9/18/2017	10/25/2017	1/31/2019	Hui o Koolaupoko	Hale Ike o Heeia	Progress reports, final financial and written reports	N	S
BED113	B	Varies	O	\$ 40,000	\$ 40,000	9/18/2017	11/7/2017	1/31/2019	Young of Heart Workshop dba Puuhonua Society	Producers Network for Cultural Artisans	Progress reports, final financial and written reports	N	S
BED113	B	Varies	O	\$ 26,000	\$ 26,000	9/18/2017	10/25/2017	1/31/2019	Hawaiian Mission Children's Society dba Hawaiian Mission Houses	Mele Series: Na Moku Eha	Progress reports, final financial and written reports	N	S
BED113	B	Varies	O	\$ 41,000	\$ 41,000	9/18/2017	10/25/2017	1/31/2019	Bishop Museum	Traditions of the Pacific	Progress reports, final financial and written reports	N	S
BED113	B	Varies	O	\$ 40,000	\$ 40,000	9/18/2017	10/18/2017	1/31/2019	Kōkua Kalihi Valley Comprehensive Family Services	Art and Aina, Land-Based Traditional Arts Programming	Progress reports, final financial and written reports	N	S
BED113	B	Varies	O	\$ 24,800	\$ 24,800	9/18/2017	11/6/2017	1/31/2019	Hawai'i Academy of Performing Arts	Moolelo Maoli Series	Progress reports, final financial and written reports	N	S

Department of Business, Economic Development and Tourism  
Active Contracts as of December 1, 2017

Table 14

Prog ID	MOF	Amount	Frequency (M/A/O)	Max Value	Outstanding Balance	Date Executed	From	To	Entity	Contract Description	Explanation of How Contract is Monitored	POS Y/N	Category E/L/P/C/G/S
BED113	B	Varies	O	\$ 29,500	\$ 29,500	9/18/2017	10/25/2017	1/31/2019	Malama Loko Ea Foundation	Hololea - A Cultural Visitor Experience	Progress reports, final financial and written reports	N	S
BED113	B	Varies	O	\$ 25,000	\$ 25,000	9/18/2017	10/17/2017	1/31/2019	Maui Nui Botanical Gardens, Inc.	Promoting Visitor and Community Connection to Traditional Hawaiian Crops	Progress reports, final financial and written reports	N	S
BED113	B	Varies	O	\$ 40,000	\$ 40,000	9/18/2017	10/19/2017	1/31/2019	Hui No'eau	Hui Noeaeu Art with Aloha 2018	Progress reports, final financial and written reports	N	S
BED113	B	Varies	O	\$ 61,000	\$ 61,000	9/18/2017	10/30/2017	1/31/2019	Ma Ka Hana Ka Ike Building Program	Hoi Ia Haloa	Progress reports, final financial and written reports	N	S
BED113	B	Varies	O	\$ 32,855	\$ 32,855	9/18/2017	11/2/2017	1/31/2019	Hawai'i Forest Institute	Pilina Poina Ole "Connections Not Forgotten"	Progress reports, final financial and written reports	N	S
BED113	B	Varies	O	\$ 50,000	\$ 50,000	9/18/2017	11/30/2017	1/31/2019	Pohaha I Ka Lani	Malama Hiilawe	Progress reports, final financial and written reports	N	S
BED113	B	Varies	O	\$ 20,000	\$ 20,000	9/18/2017	11/7/2017	1/31/2019	Edith Kanakaole Foundation	Lamaku o ka Naauao o Honohononui	Progress reports, final financial and written reports	N	S
BED113	B	Varies	O	\$ 30,000	\$ 30,000	9/18/2017	11/21/2017	1/31/2019	Paradise Ponies, Inc dba Carousel of Aloha	He Moolelo Ko Ka Lei / Hilo Lei Day Festival	Progress reports, final financial and written reports	N	S
BED113	B	Varies	O	\$ 35,000	\$ 35,000	9/18/2017	11/2/2017	1/31/2019	Kohala Institute	Kauhale: Tours, Field Trips, and Workshop Series at Iole	Progress reports, final financial and written reports	N	S
BED113	B	Varies	O	\$ 65,000	\$ 65,000	9/18/2017	11/17/2017	1/31/2019	Na Kalai Waa o Kaua'i	Hoo kele Waa	Progress reports, final financial and written reports	N	S
BED113	B	Varies	O	\$ 44,700	\$ 44,700	9/18/2017	10/18/2017	1/31/2019	National Tropical Botanical Garden	Kupaa I Ka Hale: The Hale Stands Firm	Progress reports, final financial and written reports	N	S
BED113	B	Varies	O	\$ 30,000	\$ 30,000	9/18/2017	11/30/2017	1/31/2019	Aha Kane Foundation	E Hookanaka	Progress reports, final financial and written reports	N	S
BED113	B	Varies	O	\$ 50,000	\$ 50,000	9/18/2017	11/30/2017	1/31/2019	Hui Maui Ola	Project Lonoaea	Progress reports, final financial and written reports	N	S
BED113	B	Varies	O	\$ 10,000	\$ 10,000	9/18/2017	11/6/2017	6/30/2018	Kumu Kahua Theatre	Demigods Anonymous	Progress reports, final financial and written reports	N	S
BED113	B	Varies	O	\$ 65,000	\$ 65,000	9/18/2017	11/2/2017	9/30/2018	Kalihi-Palama Culture & Arts Society, Inc.	43rd Annual Queen Liliuokalani Keiki Hula Competition	Progress reports, final financial and written reports	N	S
BED113	B	Varies	O	\$ 20,000	\$ 20,000	9/18/2017	10/31/2017	12/31/2018	Hana Arts	Hana Legends	Progress reports, final financial and written reports	N	S
BED113	B	Varies	O	\$ 30,000	\$ 30,000	9/18/2017	11/17/2017	8/31/2018	Lalakea Foundation	Hoolu Laka	Progress reports, final financial and written reports	N	S
BED113	B	Varies	O	\$ 42,000	\$ 42,000	9/18/2017	10/25/2017	1/31/2019	Ahahui Malama I Ka Lokahi	Kawainui Marsh Restoration Project	Progress reports, final financial and written reports	N	S
BED113	B	Varies	O	\$ 20,000	\$ 20,000	9/18/2017	10/30/2017	1/31/2019	Hawai'i Marine Mammal Alliance Inc. dba Hawai'i Marine Animal Response	Stewardship of the Hawaiian Monk Seal	Progress reports, final financial and written reports	N	S
BED113	B	Varies	O	\$ 54,000	\$ 54,000	9/18/2017	10/30/2017	1/31/2019	Ma Ka Hana Ka Ike Building Program	Wailua Nui Restoration Project	Progress reports, final financial and written reports	N	S
BED113	B	Varies	O	\$ 50,000	\$ 50,000	9/18/2017	10/23/2017	1/31/2019	Hawaiian Islands Land Trust	Ecological Restoration of Waihee Coastal Dunes and Wetland Refuge	Progress reports, final financial and written reports	N	S



Department of Business, Economic Development and Tourism  
Active Contracts as of December 1, 2017

Table 14

Prog ID	MOF	Amount	Frequency (M/A/O)	Max Value	Outstanding Balance	Date Executed	From	To	Entity	Contract Description	Explanation of How Contract is Monitored	POS Y/N	Category E/L/P/C/G/S
BED113	B	Varies	O	\$ 37,000	\$ 37,000	9/18/2017	10/25/2017	1/31/2019	Friends of the D.T. Fleming Arboretum at Puu Mahoe, Inc.	Pahana Hoola - Seeds of Hope 2018	Progress reports, final financial and written reports	N	S
BED113	B	Varies	O	\$ 15,000	\$ 15,000	9/18/2017	11/17/2017	1/31/2019	Kumpang Lāna'i (Coalition for a Drug Free Lāna'i)	Lāna'i Limu Farm	Progress reports, final financial and written reports	N	S
BED113	B	Varies	O	\$ 28,000	\$ 28,000	9/18/2017	10/17/2017	1/31/2019	Maui Nui Botanical Gardens, Inc.	Seed Storage of and Community Access to Maui Nui Native Plants	Progress reports, final financial and written reports	N	S
BED113	B	Varies	O	\$ 25,000	\$ 25,000	9/18/2017	10/18/2017	1/31/2019	Kipahulu Ohana, Inc	Kipahulu Moku Malama I Ke Kai	Progress reports, final financial and written reports	N	S
BED113	B	Varies	O	\$ 59,000	\$ 59,000	9/18/2017	10/18/2017	1/31/2019	National Tropical Botanical Garden	E Mau ana Ka Ohia - Perpetuating Ohia	Progress reports, final financial and written reports	N	S
BED113	B	Varies	O	\$ 16,000	\$ 16,000	9/18/2017	10/17/2017	1/31/2019	Hui o Laka	Kokee State Park Entrance Corridor Project	Progress reports, final financial and written reports	N	S
BED113	B	Varies	O	\$ 48,000	\$ 48,000	9/18/2017	11/2/2017	1/31/2019	Na Mamo O Kawa	Kawa Dry Forest and Coastal Rehabilitation	Progress reports, final financial and written reports	N	S
BED113	B	Varies	O	\$ 42,000	\$ 42,000	9/18/2017	10/23/2017	1/31/2019	Waikoloa Dry Forest Initiative	Learn, Plant, Grow	Progress reports, final financial and written reports	N	S
BED113	B	Varies	O	\$ 35,000	\$ 35,000	9/18/2017	10/18/2017	1/31/2019	The Marine Mammal Center	Hawaiian Monk Seal Conservation, Education, and Outreach Program	Progress reports, final financial and written reports	N	S
BED113	B	Varies	O	\$ 75,000	\$ 75,000	9/18/2017	10/30/2017	1/31/2019	Kupu	Hawai'i Youth Conservation Corps	Progress reports, final financial and written reports	N	S
BED113	B	Varies	O	\$ 125,000	\$ 125,000	10/17/2017	10/17/2017	12/31/2018	Polynesian Football Hall of Fame	Polynesian Football Hall of Fame 2018	Progress reports, final financial and written reports	N	S
BED113	B	Varies	O	\$ 43,000	\$ 43,000	10/25/2017	10/25/2017	6/1/2018	OmniTraK Group, Inc.	Resident Sentiment Survey for 2018	Progress reports, final financial and written reports	N	S
BED113	B	Varies	O	Confidential, contract available to Legislators upon request.		11/6/2017	11/6/2017	3/30/2018	Friends of Hawaii Charities, Inc.	Sony Open Pro-Junior Challenge	Progress reports, final financial and written reports	N	S
BED113	B	Varies	O	Confidential, contract available to Legislators upon request.		11/17/2017	11/17/2017	6/30/2018	Horizon Media Inc dba Inside Out Sports & Entertainment	PowerShares Series Hawai'i	Progress reports, final financial and written reports	N	S
BED113	B	Varies	-	\$ -	\$ -	11/21/2017	11/21/2017	12/31/2019	HVCB	Transfer of GoHawaii App	Progress reports, final financial and written reports	N	S

Department of Business, Economic Development and Tourism  
Capital Improvements Program (CIP) Requests

Table 15

<u>Prog ID</u>	<u>Prog ID</u> <u>Priority</u>	<u>Dept- Wide Priority</u>	<u>Senate District</u>	<u>Rep. District</u>	<u>Project Title</u>	<u>MOF</u>	<u>FY18 \$\$\$</u>	<u>FY19 \$\$\$</u>
BED 142AA	1	1	0	0	Hawaii Resilience & Sustainability Strategy Update, Statewide	C		10,000,000
BED 150KL	2	3	19	40	Kalaeloa Community Development Plan Update, Kalaeloa, Oahu	C		500,000
BED 150KA	1	2	12	23	Kakaako Makai Park Improvements, Kakaako, Oahu	C		2,000,000
BED 160HF	1	6	0	0	Dwelling Unit Revolving Fund Infusion, Statewide	C		25,000,000
BED 160HF	1	5	0	0	Cash Infusion For Rental Housing Revolving Fund, Statewide	C		50,000,000
BED 146EL	1	7	4	6	Removal Of Abandoned Deep Sea Pipelines, Hawaii	C		500,000
BED 146EL	2	8	4	6	Kona Regional Seawater Air Conditioning District, Hawaii	C		250,000
BED 160HD	1	4	23	47	Waiahole Water System Improvements, Oahu	C		5,500,000

Department of Business, Economic Development and Tourism  
CIP Lapses

Table 16

<u>Prog ID</u>	<u>Act/Year of Appropriation</u>	<u>Project Title</u>	<u>MOF</u>	<u>Lapse Amount</u> \$\$\$\$	<u>Reason</u>
BED142	A106/SL 12	TRANSPACIFIC CABLE PROJECT, S/W - PLN	C	\$ 25,000,000	CIP is being replaced with Supplemental Request for \$10,000,000 of GO bond funding
BED160	A124/SL 16	WAI AHOLE WATER SYSTEM IMPR, OAHU-CON	C	\$ 5,780,000	The current CIP appropriation will be lapsed at 6/30/2018 and \$ 5,500,000 amount needed to complete the project, is being requested in the 2018 Legislative Session.
BED150	A106/SL 12	KALAELOA EAST ENERGY CORRIDOR, OAHU-DES	C	\$ 23,606	Project Cancelled
BED150	A106/SL 12	KALAELOA EAST ENERGY CORRIDOR, OAHU-CON	C	\$ 542,695	Project Cancelled
BED150	A134/SL 13	KEWALO BASIN RIPRAP WALL REP, OAHU-DES	C	\$ 27,343	Residual Balance Not Used Project Completed

Department of Business, Economic Development and Tourism  
Program ID Sub-Organizations

Table 17

<u>Program ID</u>	<u>Sub-Org Code</u>	<u>Name</u>	<u>Objective</u>
		None	

Department of Business, Economic Development and Tourism  
Organization Changes

Table 18

<u>Year of Change FY18/FY19</u>	<u>Description of Change</u>
FY19	Remove Research & Development Coordinator (#49497), Office of Aerospace Development
Change was already completed	Add Departmental Contracts Specialist (#120974), Administrative Services Office.
Change was already completed	Remove Ocean Resources Development Manager (#35798), Creative Industries Division
Change was already completed	Remove Economist V, Research & Economic Analysis Division
Change was already completed	Remove Deputy Executive Director(118037), Clerk Typist II(41266 & 41264), Special Assistant(#117429), Secretary II (#118427), HFDC Architect (#102470), Housing Warranty & Inspection Technician (#100447), Loan Processing Assistant I (#101626), Hawaii Housing Finance Development Corporation
Change was already completed	Add Tourism Specialist (#97011 & 97012) and HTA Product Development Specialist (#99010), Hawaii Tourism Authority
Change was already completed	Remove HTDC Computer/Webpage Specialist (#102274) & MEP Project Manager (116615), High Technology Development Corporation
FY19	Program name Change to Hawaii Technology Development Corporation From High Technology Development Corporation
Change was already completed	Remove CEROS Page from Natural Energy Laboratory of Hawaii Authority Org Charts
Change was already completed	Remove position #102309, 102310, 102308, 26905, 26933, 26937, 26911, 26935, 26936, 102314, 26939, 28315, 26922, 26920, 26938, 26940, 26924, 26913, 26929, 30544, 26908, 26909, 26931, 26926, 26927, 26828, Natural Energy Laboratory of Hawaii Authority
Change was already completed	Remove Account Clerk IV (#19592), Planning & Policy Analyst (#118773), Planner VI (14957), Clerk Steno III (#11243), Office of Planning
Change was already completed	Remove Energy Clerk Typist, Energy Research Statistician, Energy Economist, Energy Conservation Analyst III (#101146), Energy Engineer IV (#101831), Strategic Industries Division

Web Link below to DBEDT Organizational Charts.

<http://files.hawaii.gov/dbedt/annuals/2017-10-13-dbedt-org-charts.pdf>

Acknowledged

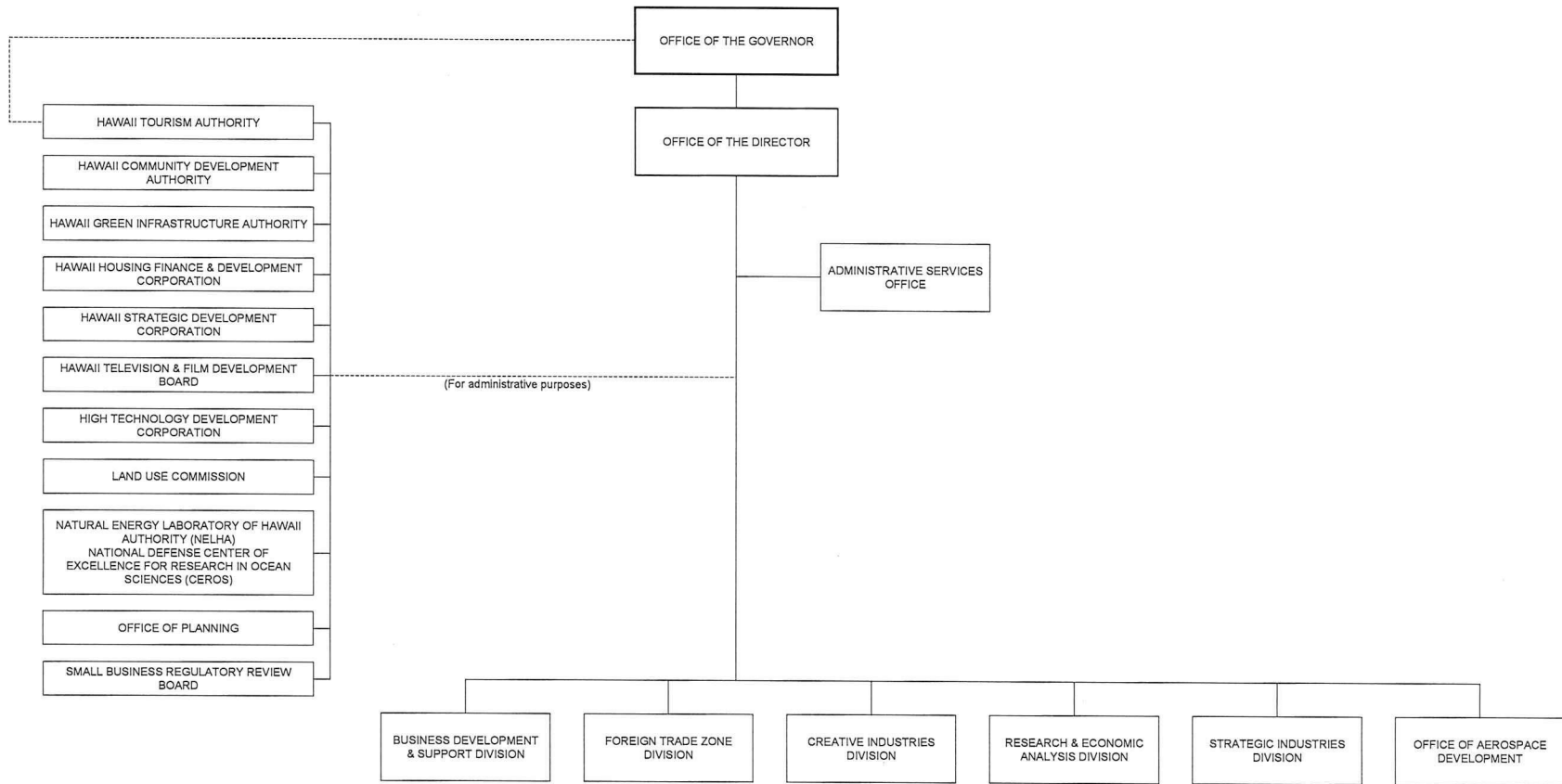
9/25/14

Kalbert K. Young, Director of Finance

Date

ORGANIZATION CHART

PRESENT



October 29, 2014

ACKNOWLEDGED

Acknowledged

Kalbert K. Young, Director of Finance

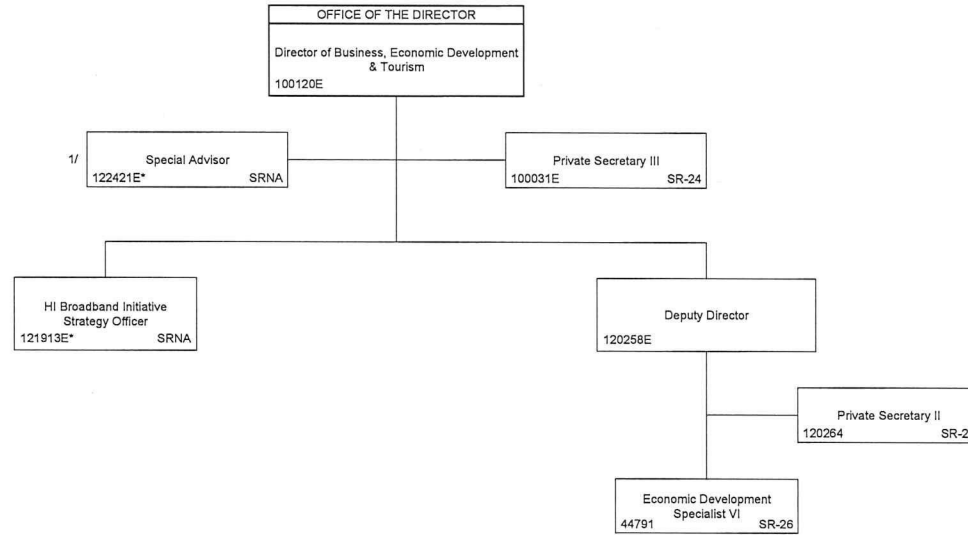
12/14/11

Date

STATE OF HAWAII  
DEPARTMENT OF BUSINESS, ECONOMIC DEVELOPMENT & TOURISM  
OFFICE OF THE DIRECTOR

POSITION ORGANIZATION CHART

PRESENT



E = Temporary Exempt Positions, NTE 12/03/18  
E\* = Temporary Exempt Positions, NTE 6/30/18  
1/ Established 7/1/17 (Act 124, SLH2016)

October 12, 2017

ACKNOWLEDGED

Acknowledged  
Kalbert K. Young, Director of Finance

12/14/11  
Date

STATE OF HAWAII  
DEPARTMENT OF BUSINESS, ECONOMIC DEVELOPMENT & TOURISM  
OFFICE OF AEROSPACE DEVELOPMENT

ORGANIZATION CHART

PRESENT



E=Temporary Exempt Position, NTE 6/30/18  
\* Position transferred to the University of Hawaii effective 7/1/17.

August 3, 2017



ACKNOWLEDGED

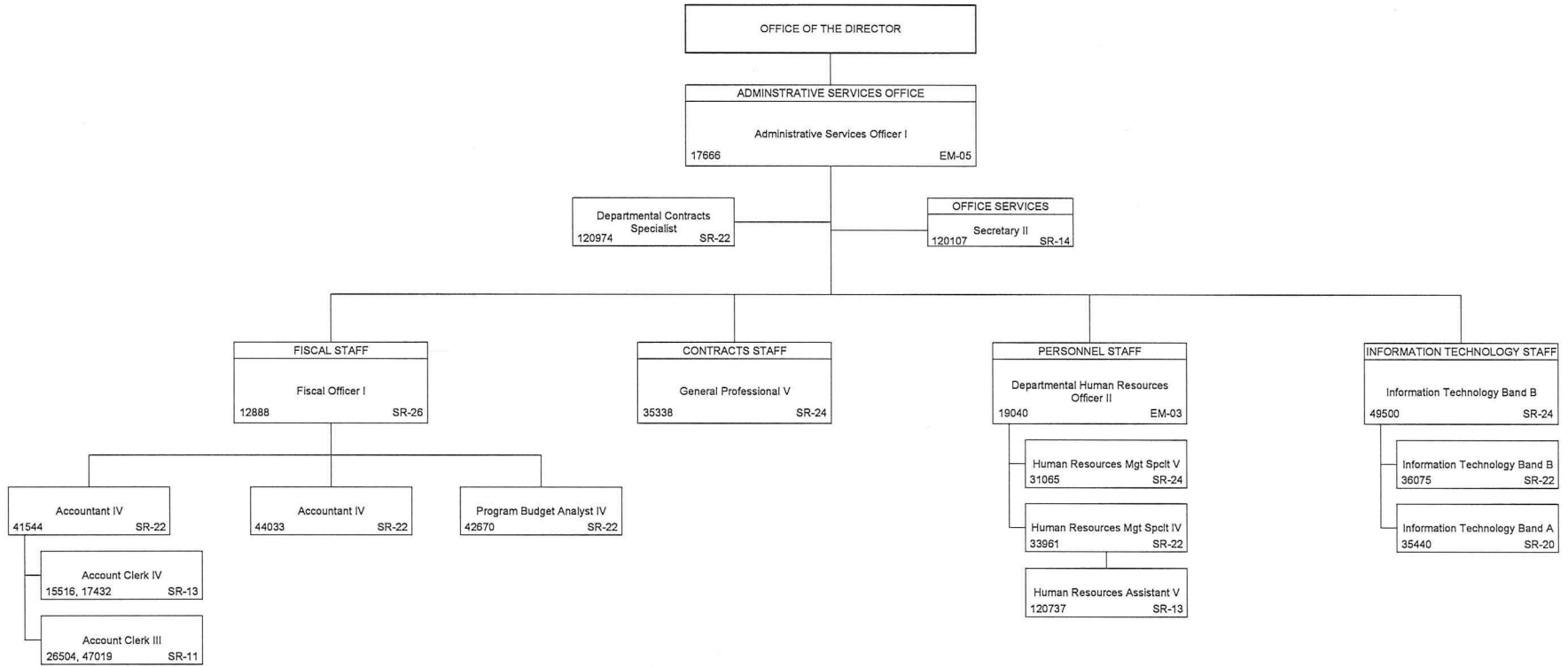
Acknowledged  
Kalbert K. Young, Director of Finance

12/14/11  
Date

STATE OF HAWAII  
DEPARTMENT OF BUSINESS, ECONOMIC DEVELOPMENT & TOURISM  
ADMINISTRATIVE SERVICES OFFICE

POSITION ORGANIZATION CHART

PRESENT



October 12, 2017

ACKNOWLEDGED

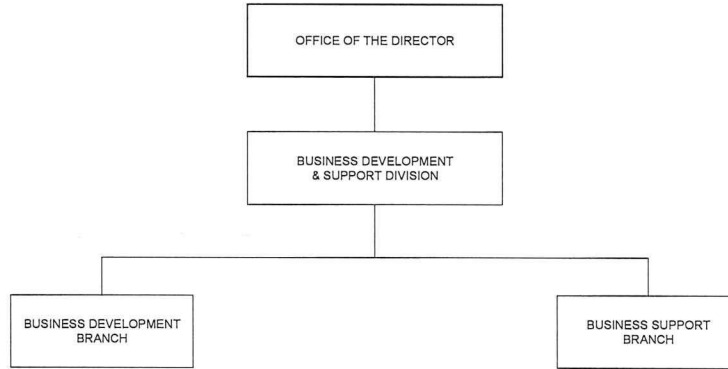
Acknowledged  
Kalbert K. Young, Director of Finance

12/14/11  
Date

STATE OF HAWAII  
DEPARTMENT OF BUSINESS, ECONOMIC DEVELOPMENT & TOURISM  
BUSINESS DEVELOPMENT & SUPPORT DIVISION

ORGANIZATION CHART

PRESENT



August 3, 2017

Acknowledged

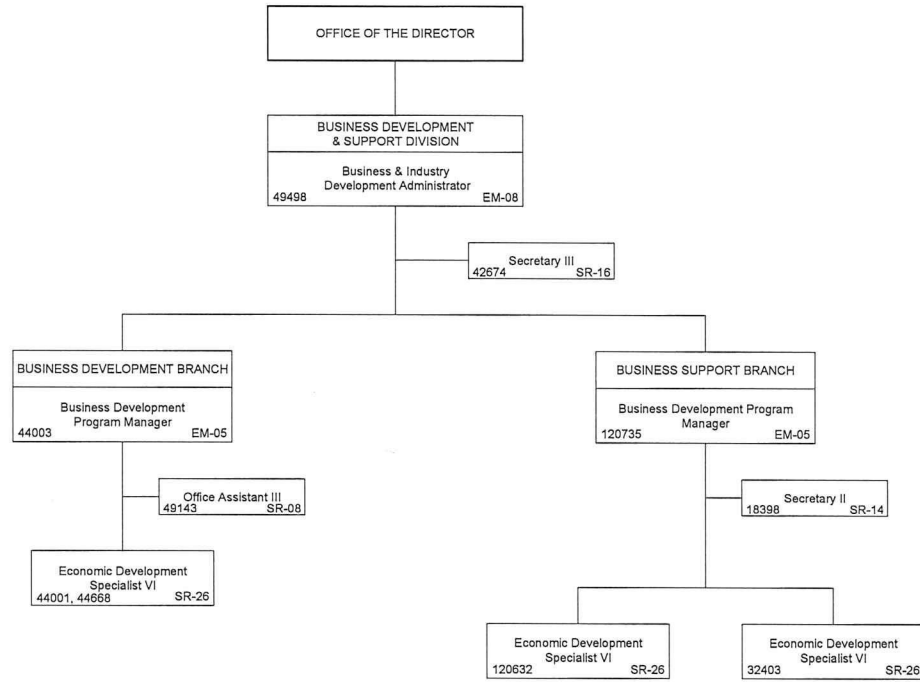
Kalbert K. Young, Director of Finance

12/14/11

Date

POSITION ORGANIZATION CHART

PRESENT



August 4, 2017

ACKNOWLEDGED

ACKNOWLEDGED

Georgina K. Kawamura, Director of Finance


7/21/2006

Date

STATE OF HAWAII  
DEPARTMENT OF BUSINESS, ECONOMIC DEVELOPMENT & TOURISM  
CREATIVE INDUSTRIES DIVISION

ORGANIZATION CHART

PRESENT

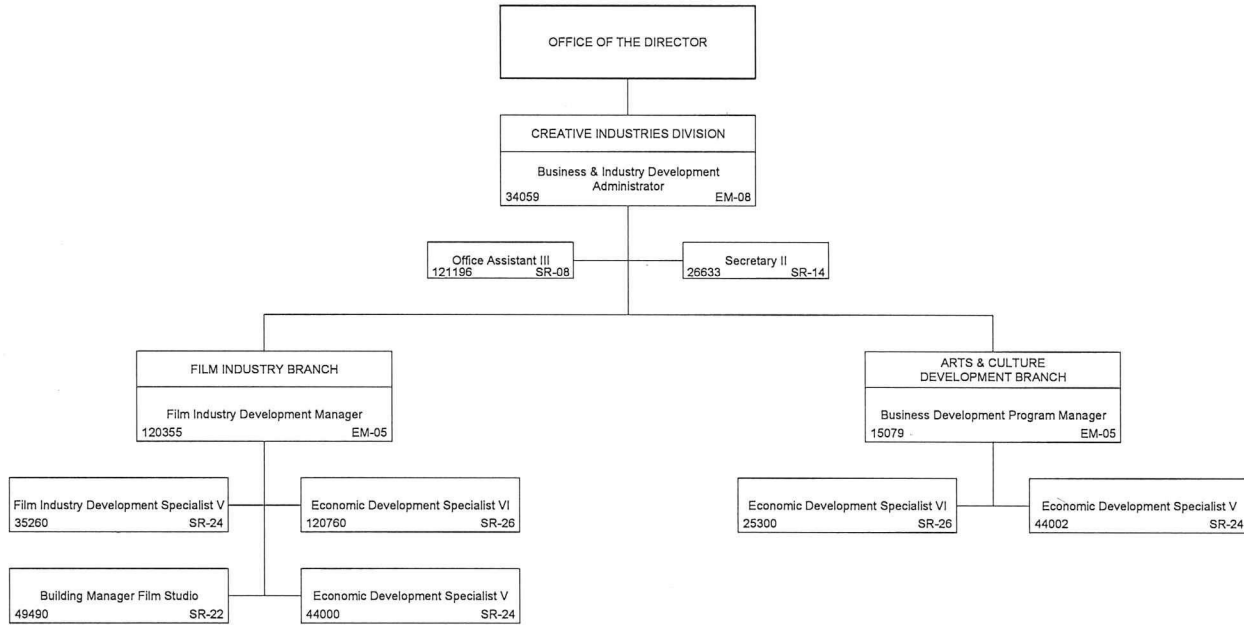


July 21, 2006

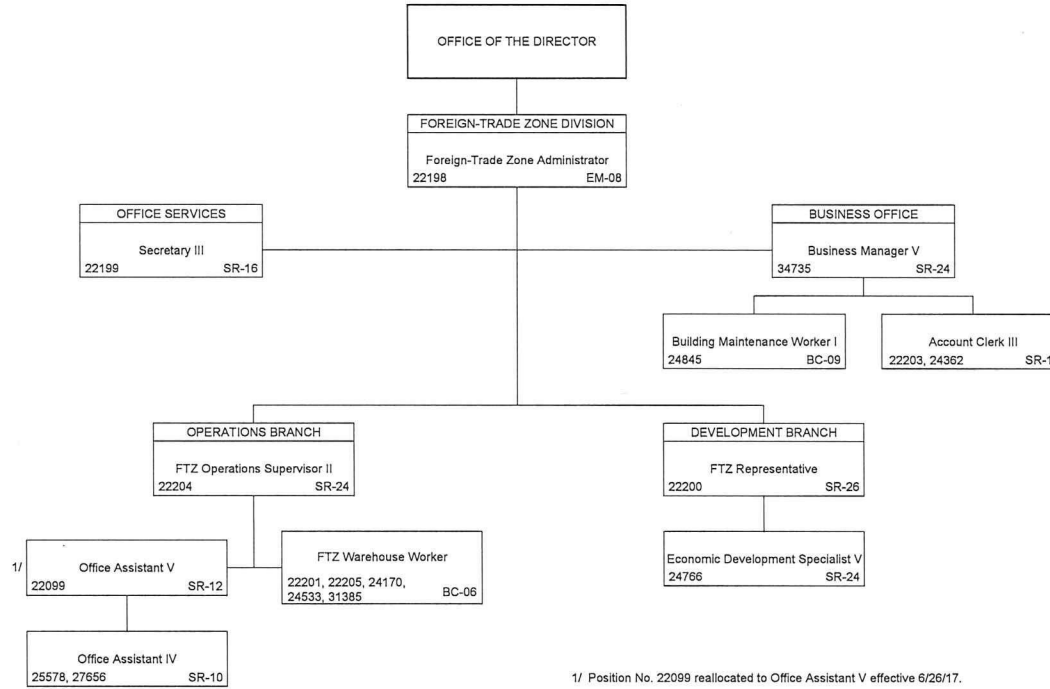
Acknowledged  
Kalbert K. Young, Director of Finance

12/22/11  
Date

STATE OF HAWAII  
DEPARTMENT OF BUSINESS, ECONOMIC DEVELOPMENT & TOURISM  
CREATIVE INDUSTRIES DIVISION  
FILM INDUSTRY BRANCH  
ARTS & CULTURE DEVELOPMENT BRANCH  
POSITION ORGANIZATION CHART  
PRESENT



August 3, 2017



August 3, 2017

Acknowledged

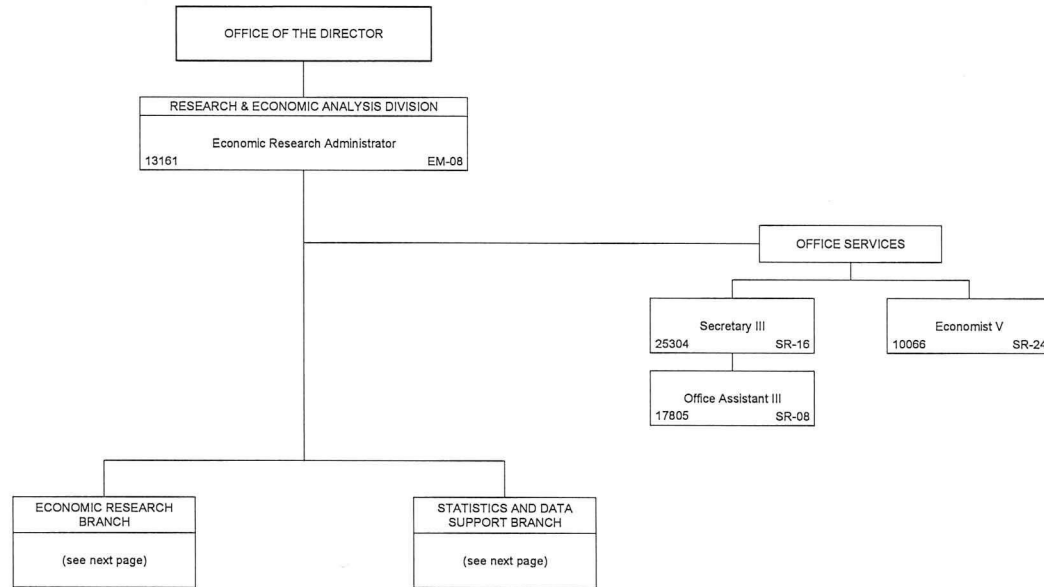
Kalbert K. Young, Director of Finance

12/14/11

Date

POSITION ORGANIZATION CHART

PRESENT



August 8, 2017

ACKNOWLEDGED

Acknowledged

Kalbert K. Young, Director of Finance

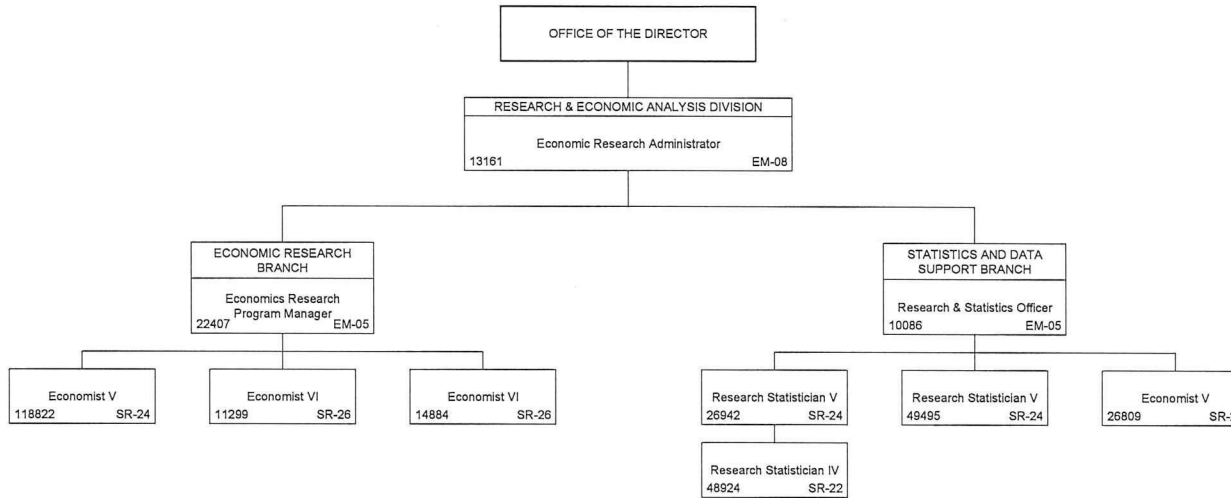
12/14/11

Date

STATE OF HAWAII  
DEPARTMENT OF BUSINESS, ECONOMIC DEVELOPMENT & TOURISM  
RESEARCH & ECONOMIC ANALYSIS DIVISION  
ECONOMIC RESEARCH, STATISTICS AND DATA SUPPORT  
AND TOURISM RESEARCH BRANCHES

POSITION ORGANIZATION CHART

PRESENT



August 11, 2017



Acknowledged

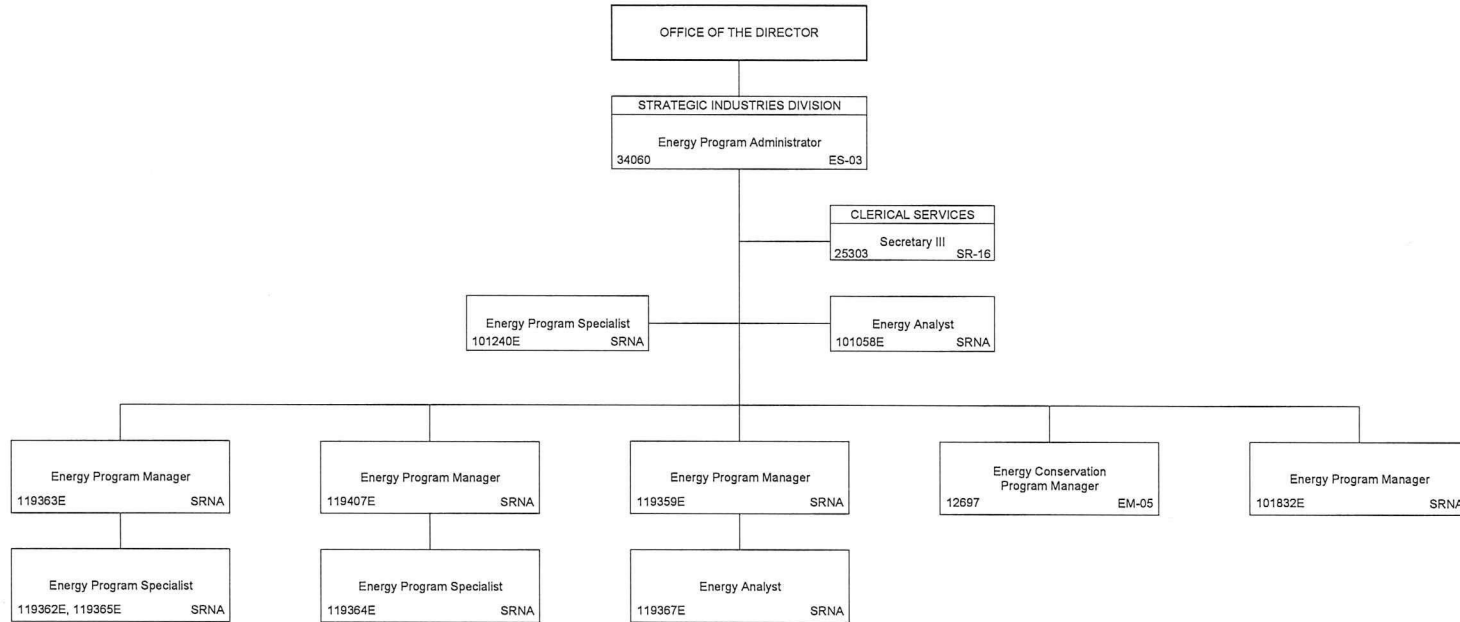
Kalbert K. Young, Director of Finance

12/14/11

Date

ORGANIZATION CHART

PRESENT



E= Temporary Exempt Position, NTE 6/30/18

October 12, 2017

ACKNOWLEDGED

ACKNOWLEDGED

Georgina K. Kawamura, Director of Finance

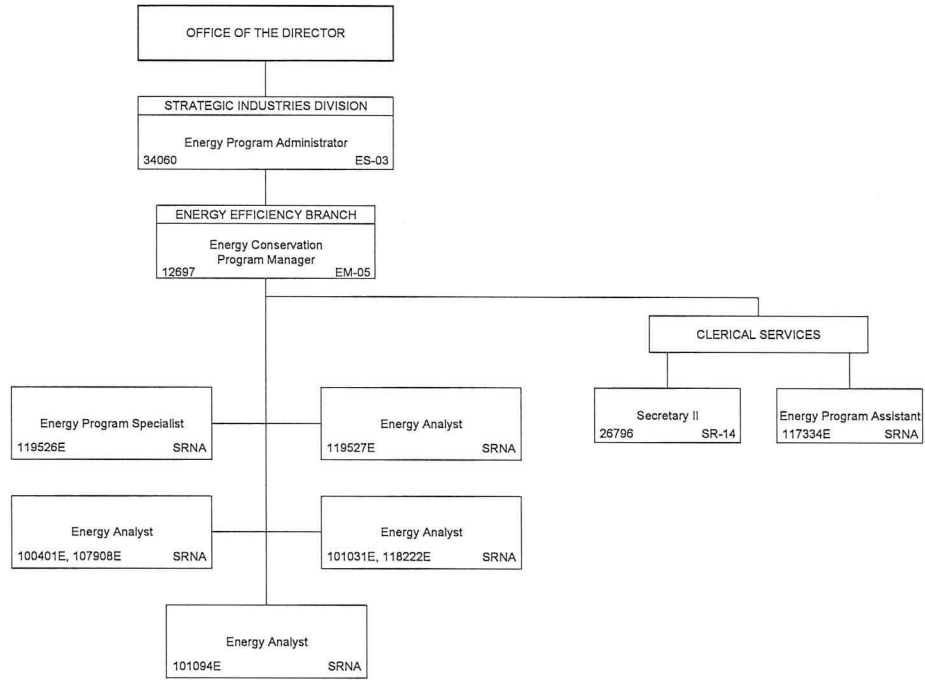
2/3/2006

Date

STATE OF HAWAII  
DEPARTMENT OF BUSINESS, ECONOMIC DEVELOPMENT & TOURISM  
STRATEGIC INDUSTRIES DIVISION  
ENERGY EFFICIENCY BRANCH

POSITION ORGANIZATION CHART

PRESENT



E = Temporary Exempt position NTE 06/30/18

August 4, 2017

ACKNOWLEDGED

ACKNOWLEDGED

Georgina K. Kawamura, Director of Finance

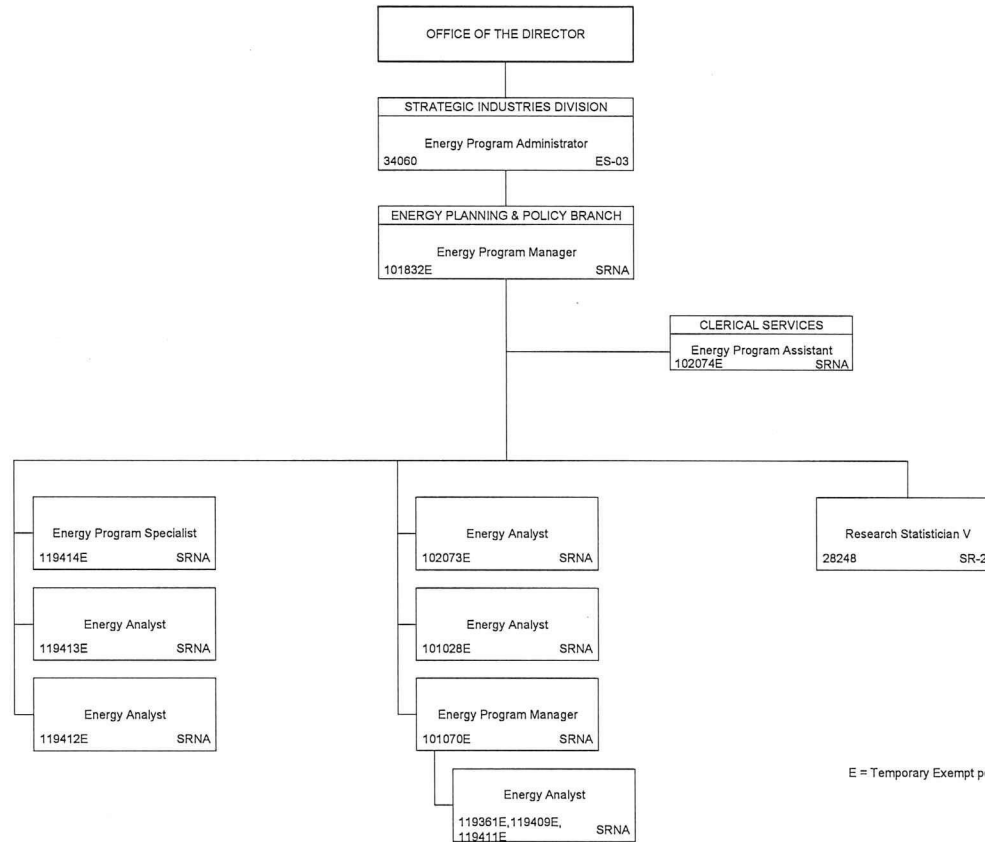
2/3/2006

Date

STATE OF HAWAII  
DEPARTMENT OF BUSINESS, ECONOMIC DEVELOPMENT & TOURISM  
STRATEGIC INDUSTRIES DIVISION  
ENERGY PLANNING & POLICY BRANCH

POSITION ORGANIZATION CHART

PRESENT



E = Temporary Exempt position NTE 06/30/18

August 4, 2017

Acknowledged

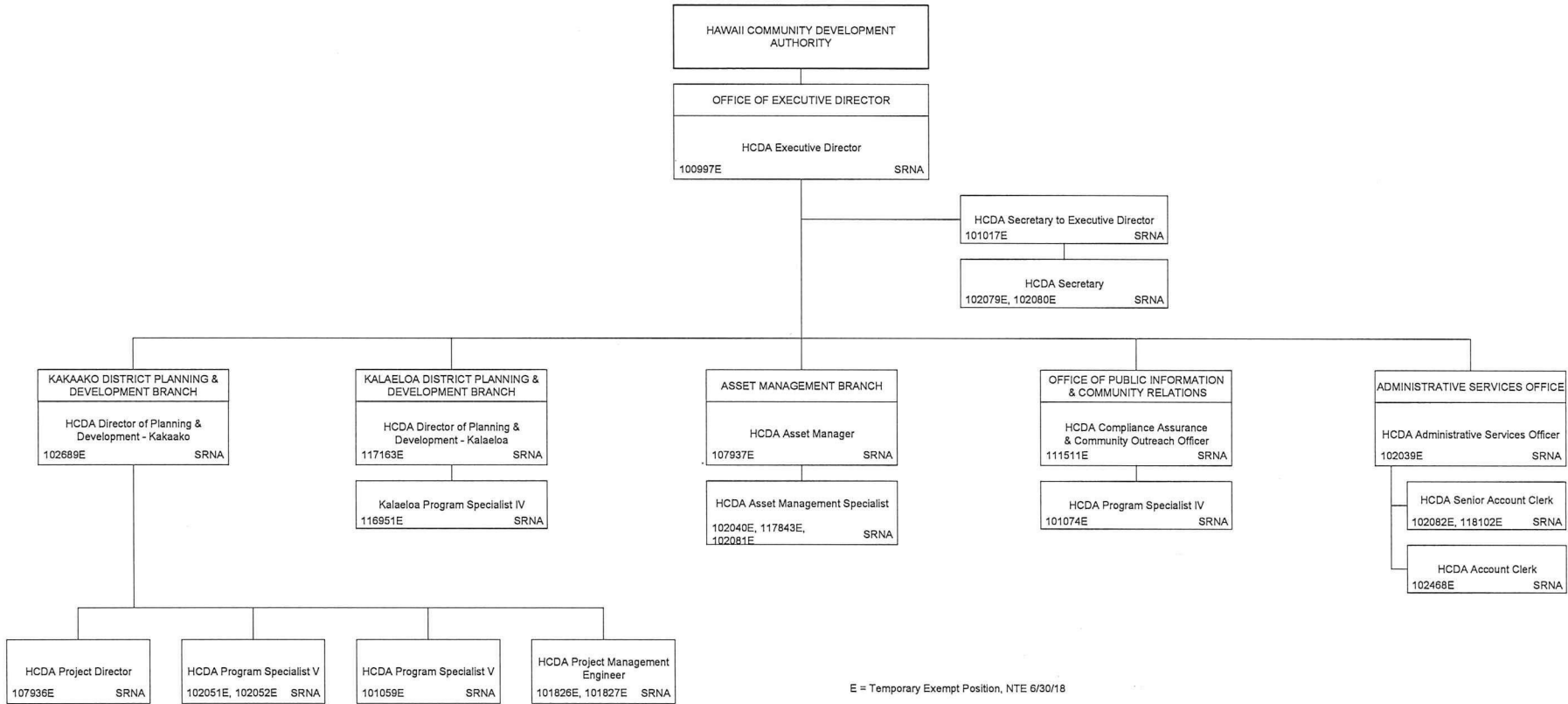
Georgina K. Kawamura, Director of Finance

12/05/07

Date

POSITION ORGANIZATION CHART

PRESENT



August 15, 2017

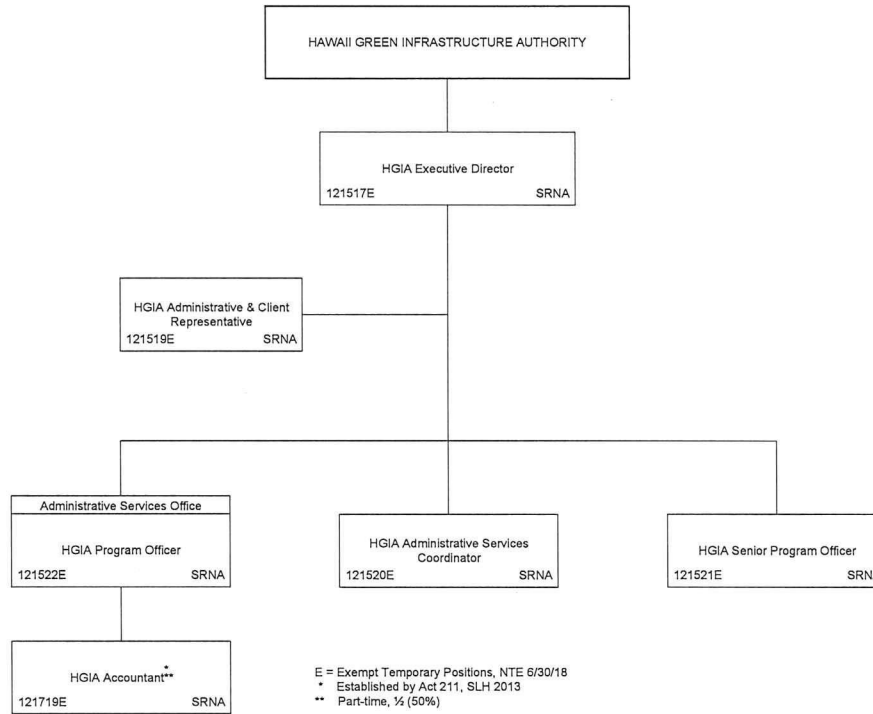
ACKNOWLEDGED

Acknowledged  
Luis P. Salaveria, Director,  
Department of Business, Economic Development & Tourism

9/21/15  
Date

STATE OF HAWAII  
DEPARTMENT OF BUSINESS, ECONOMIC DEVELOPMENT & TOURISM  
HAWAII GREEN INFRASTRUCTURE AUTHORITY

POSITION ORGANIZATION CHART  
PRESENT



August 15, 2017

Acknowledged

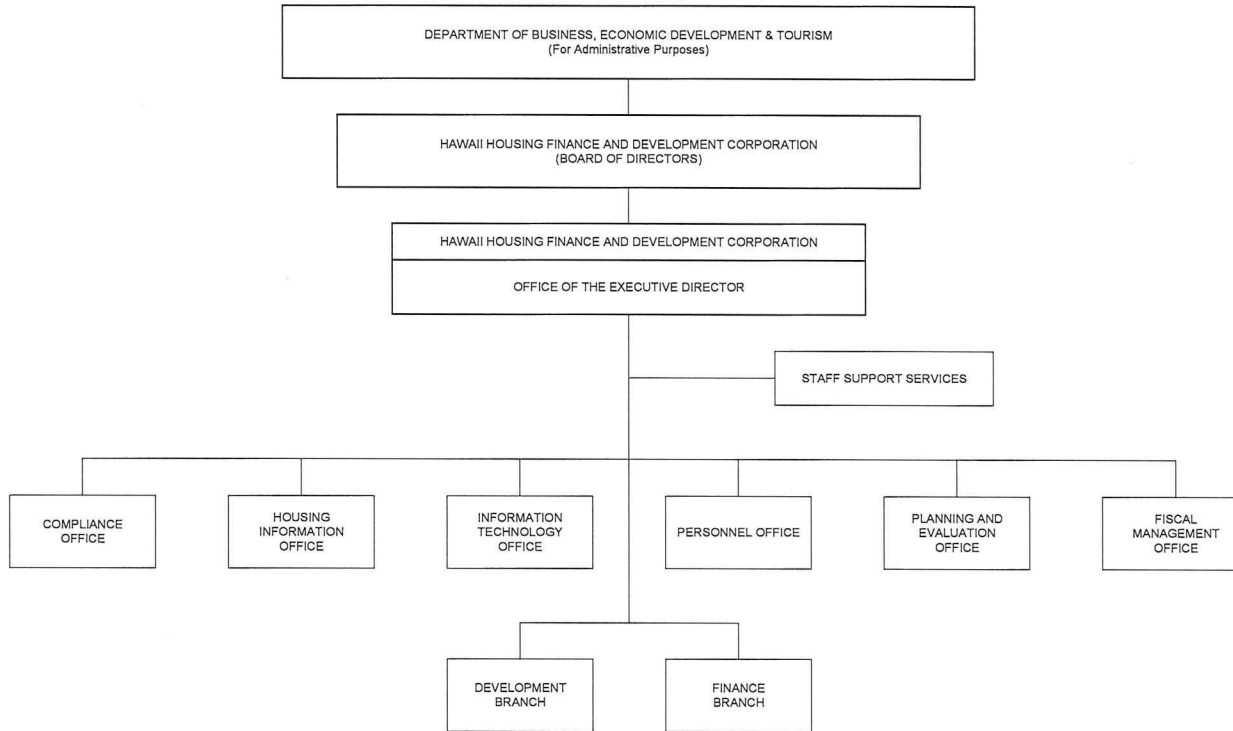
Georgina K. Kawamura, Director of Finance

1/18/07

Date

ORGANIZATION CHART

PRESENT



January 18, 2007

Acknowledged

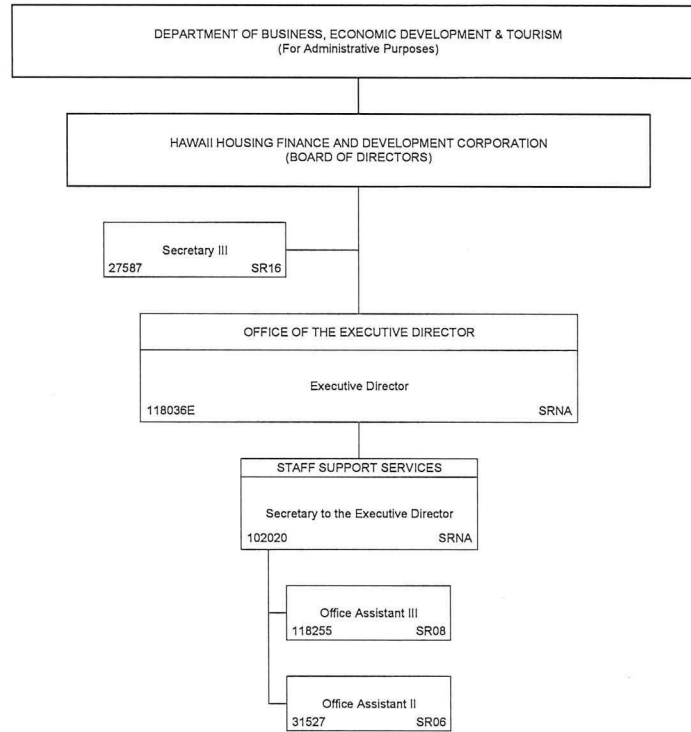
Georgina K. Kawamura, Director of Finance

1/18/07

Date

ORGANIZATION CHART

PRESENT



August 15, 2017

E = Exempt Temporary Position, NTE 6/30/18

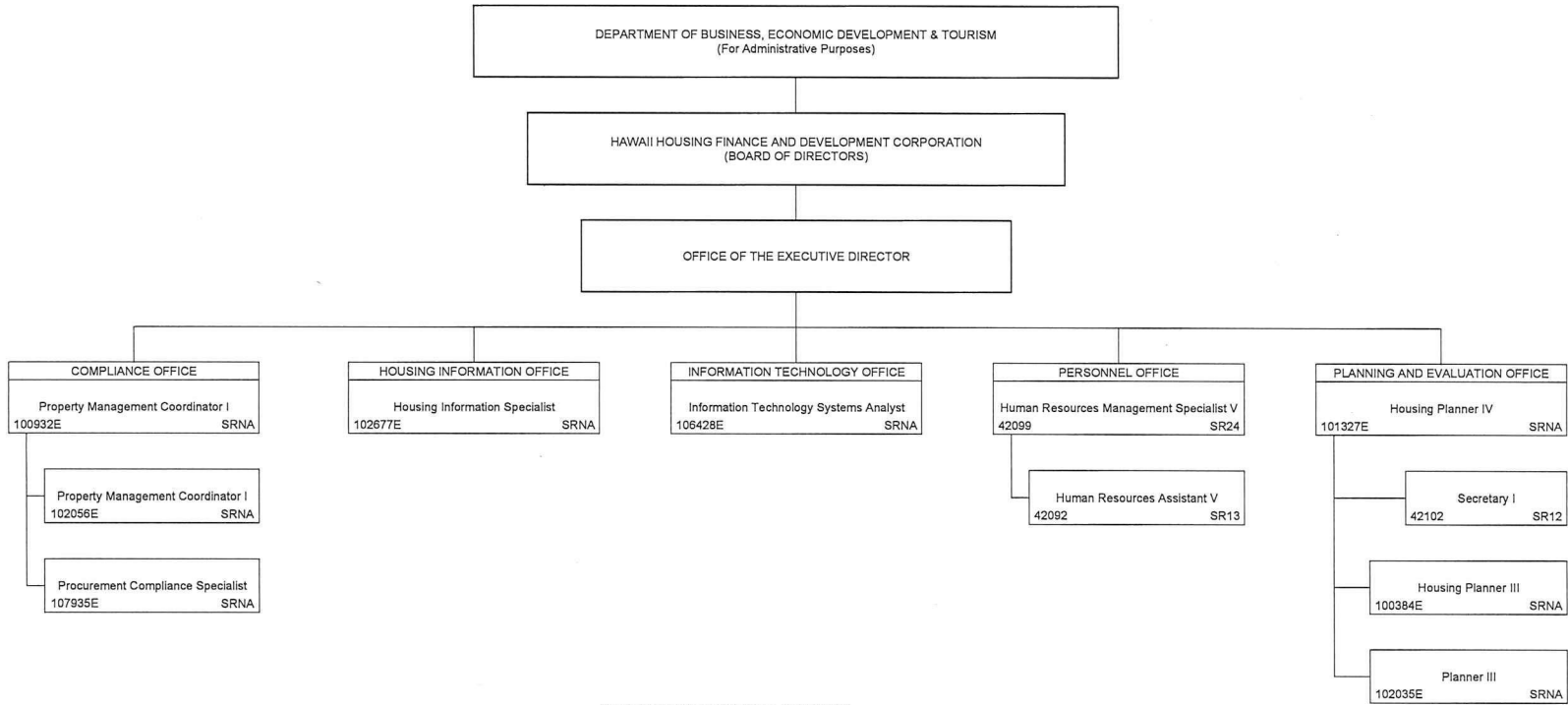
Acknowledged

Georgina K. Kawamura, Director of Finance

1/18/07

Date

PRESENT



E = Temporary Exempt Positions, NTE 6/30/18

August 15, 2017



ACKNOWLEDGED

Acknowledged

Georgina K. Kawamura, Director of Finance

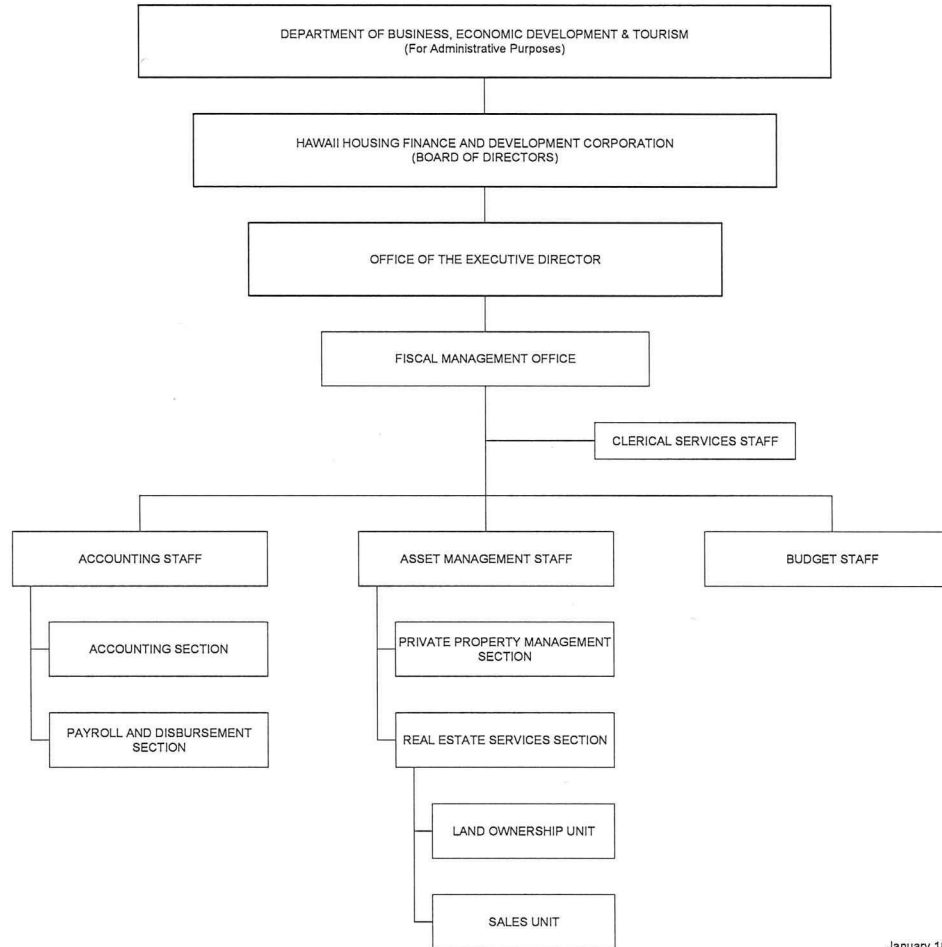
1/18/07

Date

STATE OF HAWAII  
DEPARTMENT OF BUSINESS, ECONOMIC DEVELOPMENT & TOURISM  
HAWAII HOUSING FINANCE AND DEVELOPMENT CORPORATION

FISCAL MANAGEMENT OFFICE –  
ACCOUNTING STAFF, ASSET MANAGEMENT STAFF, AND BUDGET STAFF  
ORGANIZATION CHART

PRESENT



January 18, 2007

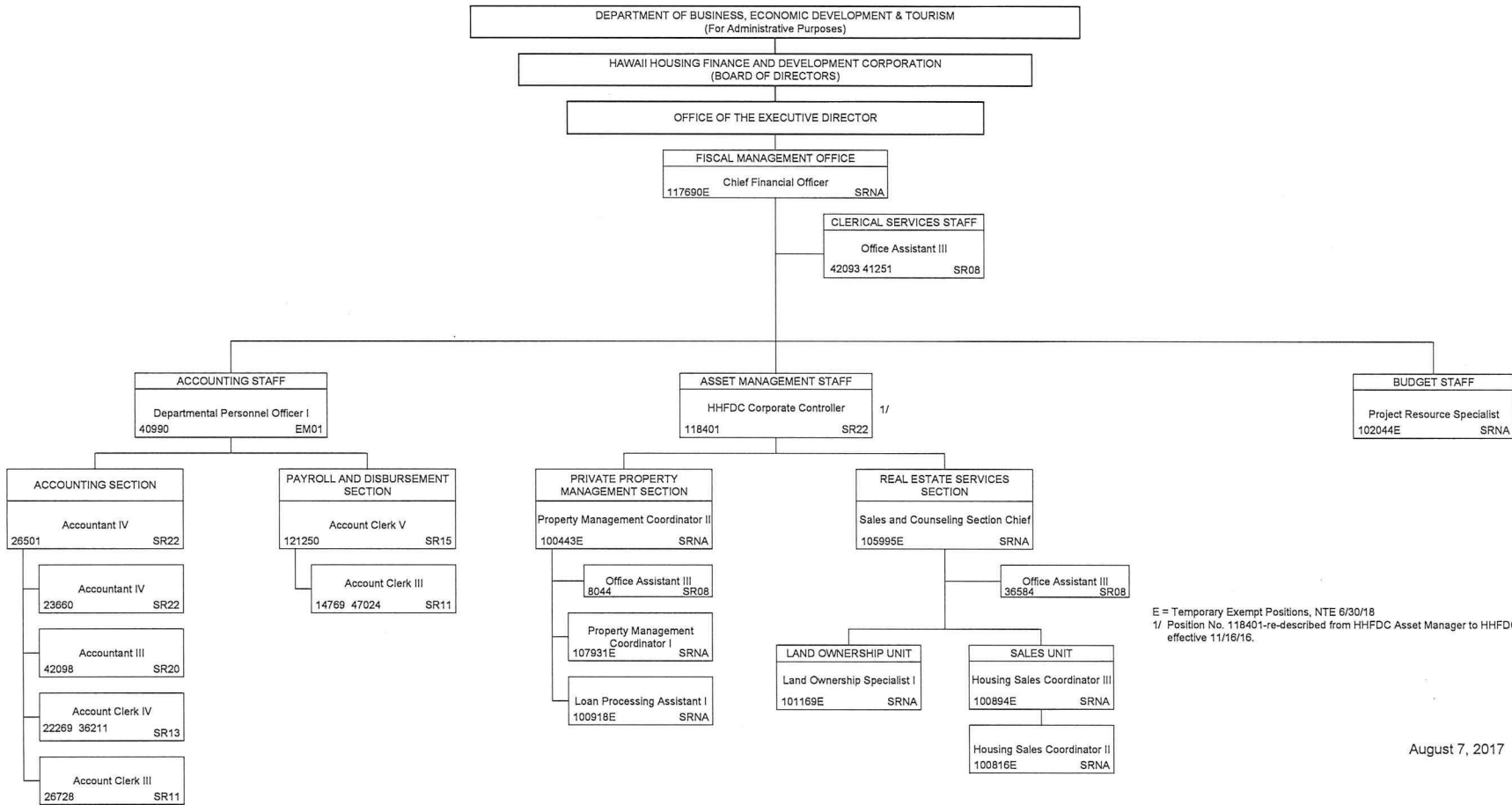
Acknowledged

Georgina K. Kawamura, Director of Finance

1/18/07

Date

PRESENT



E = Temporary Exempt Positions, NTE 6/30/18  
1/ Position No. 118401-re-described from HHFDC Asset Manager to HHFDC Corporate Controller effective 11/16/16.

August 7, 2017

Acknowledged

Georgina K. Kawamura, Director of Finance

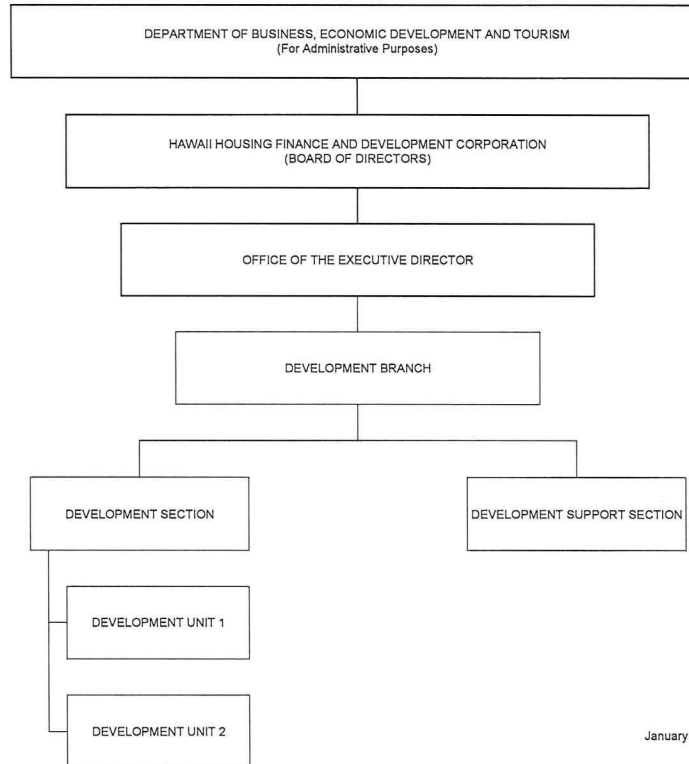
1/18/07

Date

DEVELOPMENT BRANCH

ORGANIZATION CHART

PRESENT



January 18, 2007

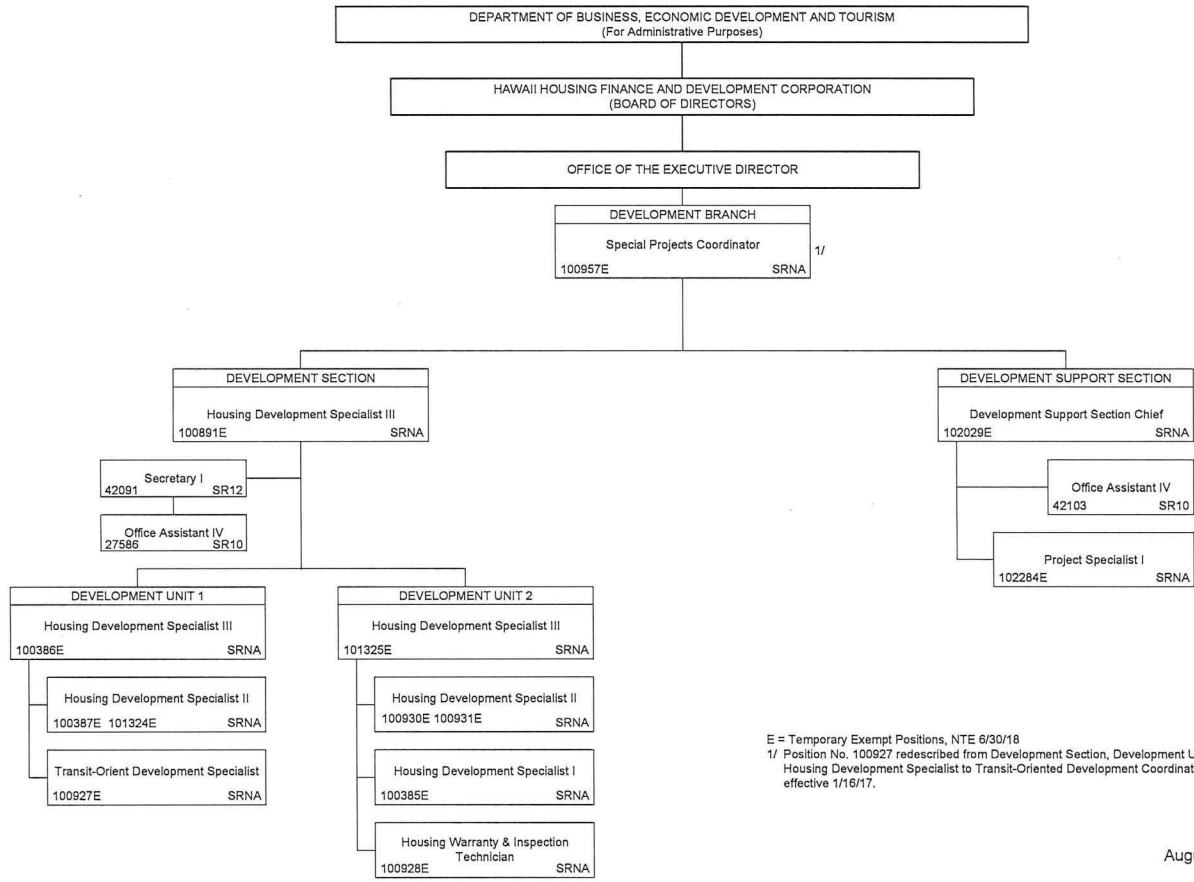
Acknowledged

Georgina K. Kawamura, Director of Finance

1/18/07

Date

PRESENT



E = Temporary Exempt Positions, NTE 6/30/18  
 1/ Position No. 100927 redescribed from Development Section, Development Unit 1,  
 Housing Development Specialist to Transit-Oriented Development Coordinator in OED  
 effective 1/16/17.

August 15, 2017

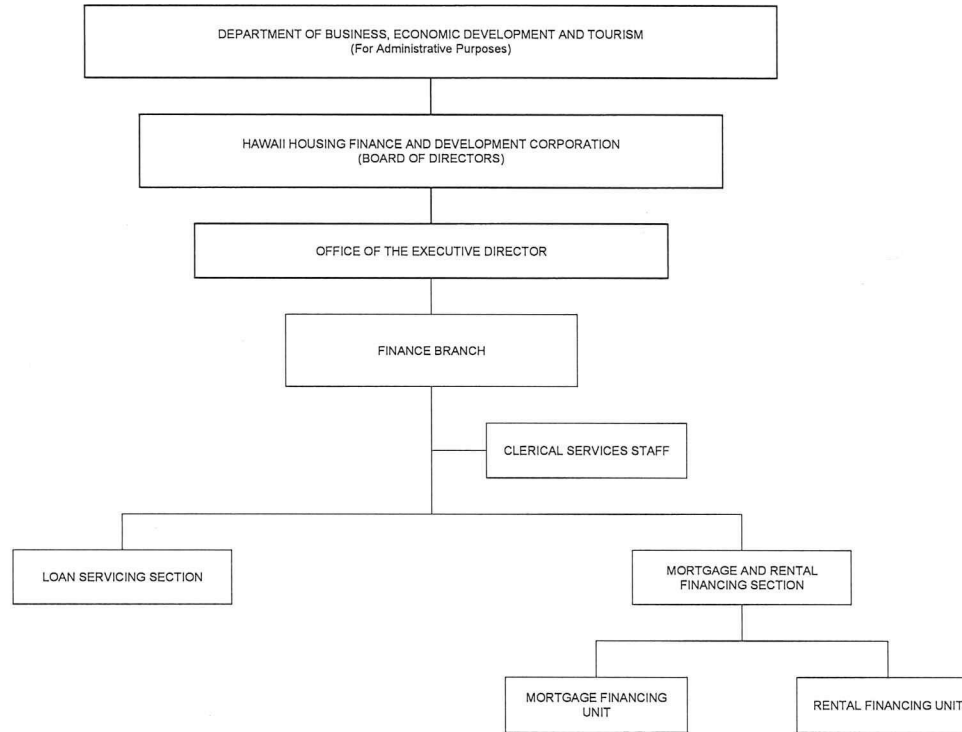
Acknowledged

Georgina K. Kawamura, Director of Finance

1/18/07

Date

FINANCE BRANCH  
ORGANIZATION CHART  
PRESENT



January 18, 2007

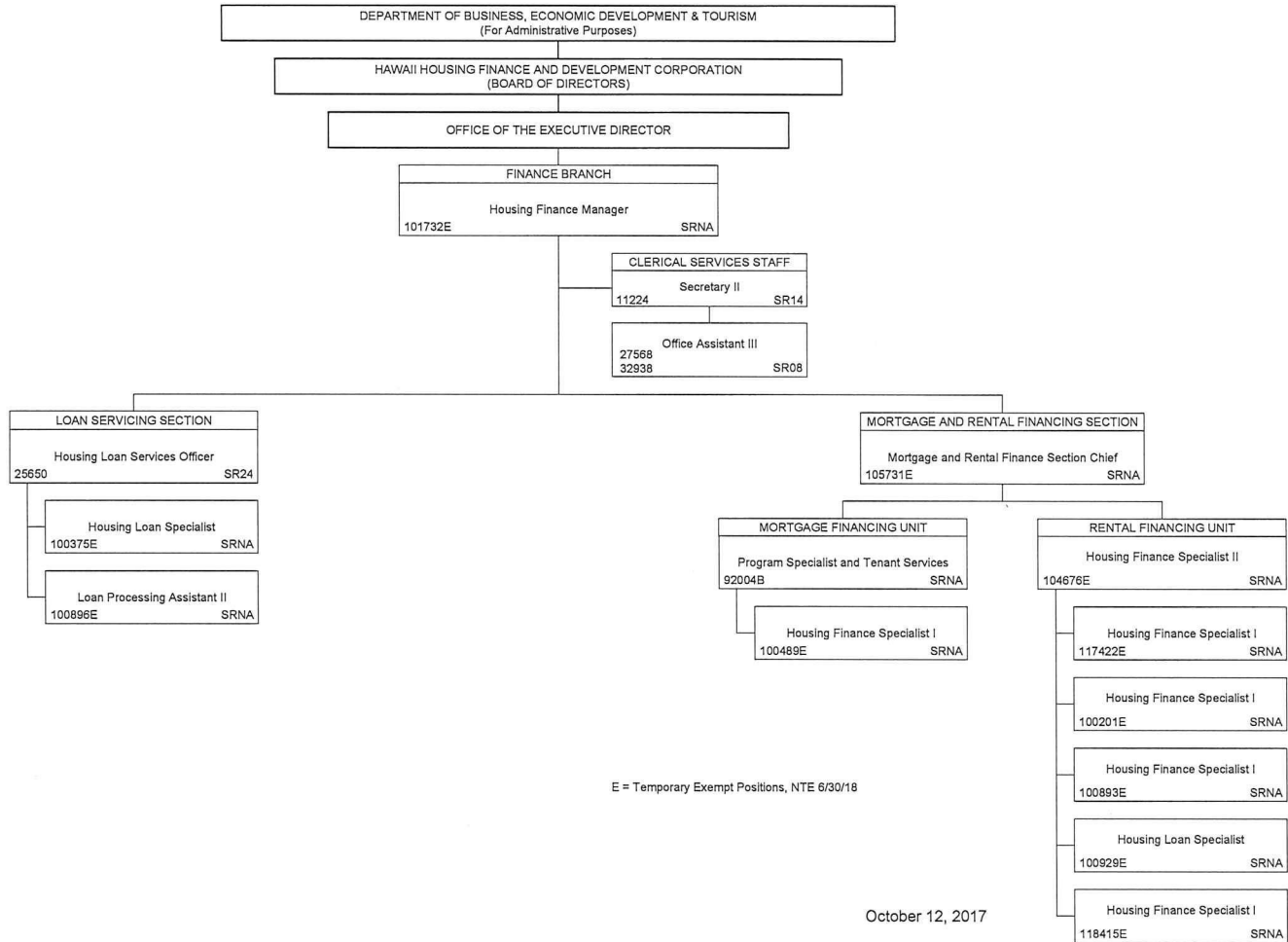
Acknowledged

Georgina K. Kawamura, Director of Finance

1/18/07

Date

PRESENT



ACKNOWLEDGED

Acknowledged

Georgina K. Kawamura, Director of Finance

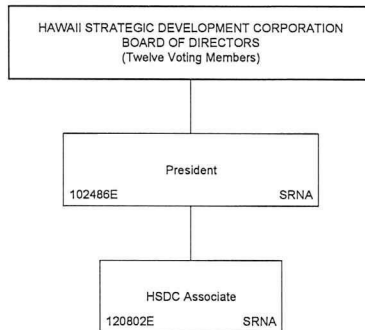
2/14/2007

Date

STATE OF HAWAII  
DEPARTMENT OF BUSINESS, ECONOMIC DEVELOPMENT & TOURISM  
HAWAII STRATEGIC DEVELOPMENT CORPORATION

POSITION ORGANIZATION CHART

PRESENT



E = Temporary Exempt Position, NTE 06/30/18

August 15, 2017

Acknowledged

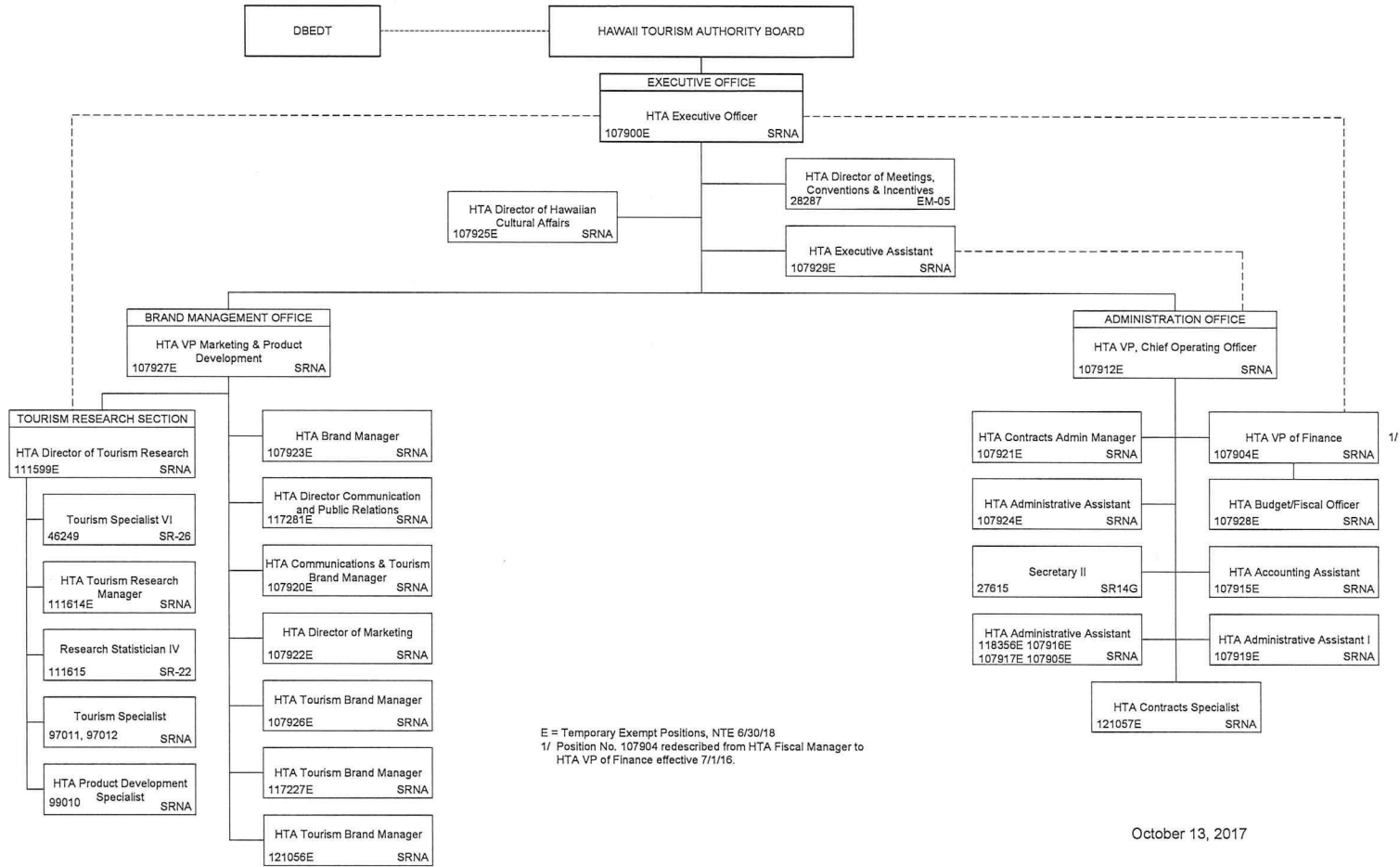
Kalbert K. Young, Director of Finance

June 28, 2011

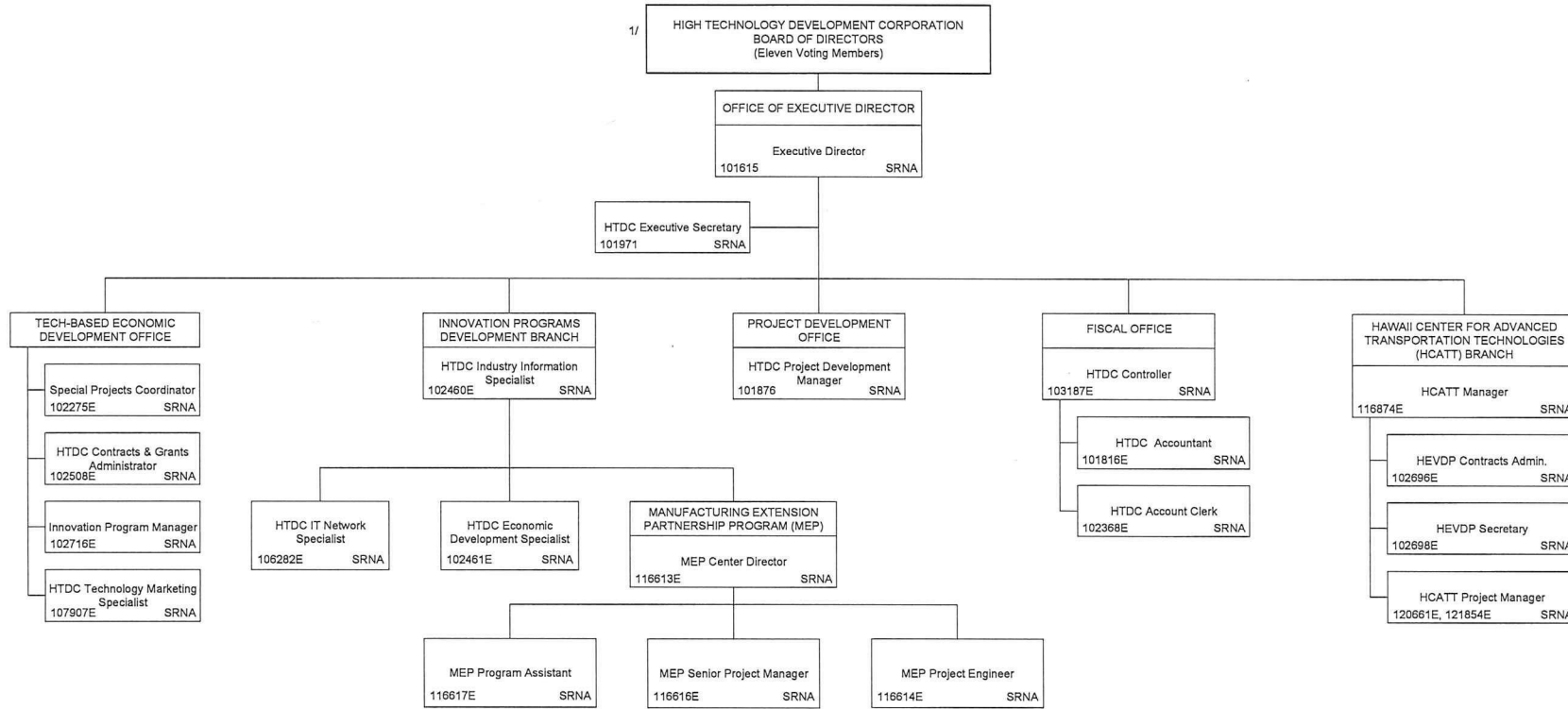
Date

POSITION ORGANIZATION CHART

PRESENT







E = Temporary Exempt Positions, NTE 6/30/18

1/ Program title changed to Hawaii Technology Development Corporation effective 7/3/17 (Act 69 SLH2017)

ACKNOWLEDGED

Acknowledged

Georgina K. Kawamura, Director of Finance

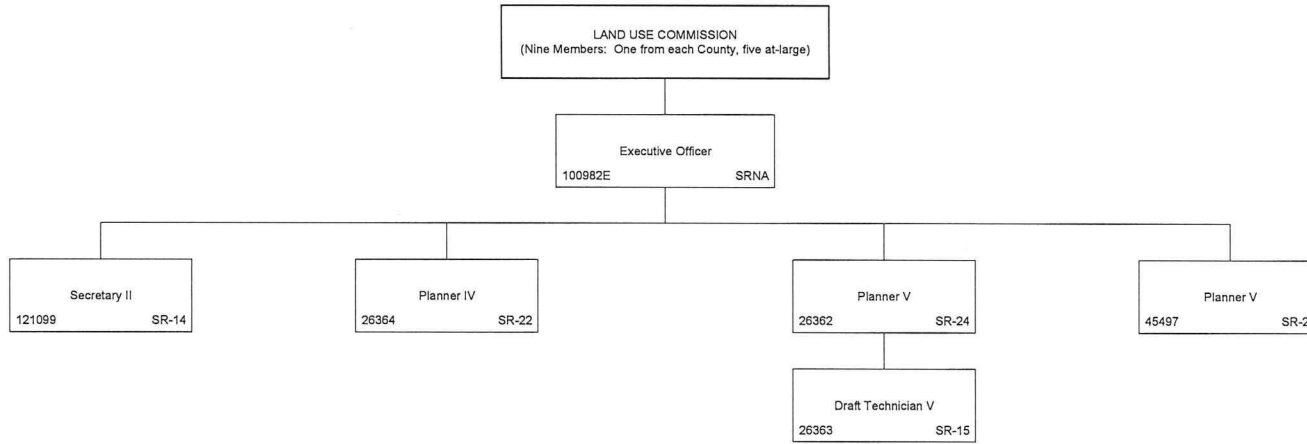
04/02/04

Date

STATE OF HAWAII  
DEPARTMENT OF BUSINESS, ECONOMIC DEVELOPMENT & TOURISM  
LAND USE COMMISSION

POSITION ORGANIZATION CHART

PRESENT



E = Temporary Exempt Positions, NTE 6/30/18

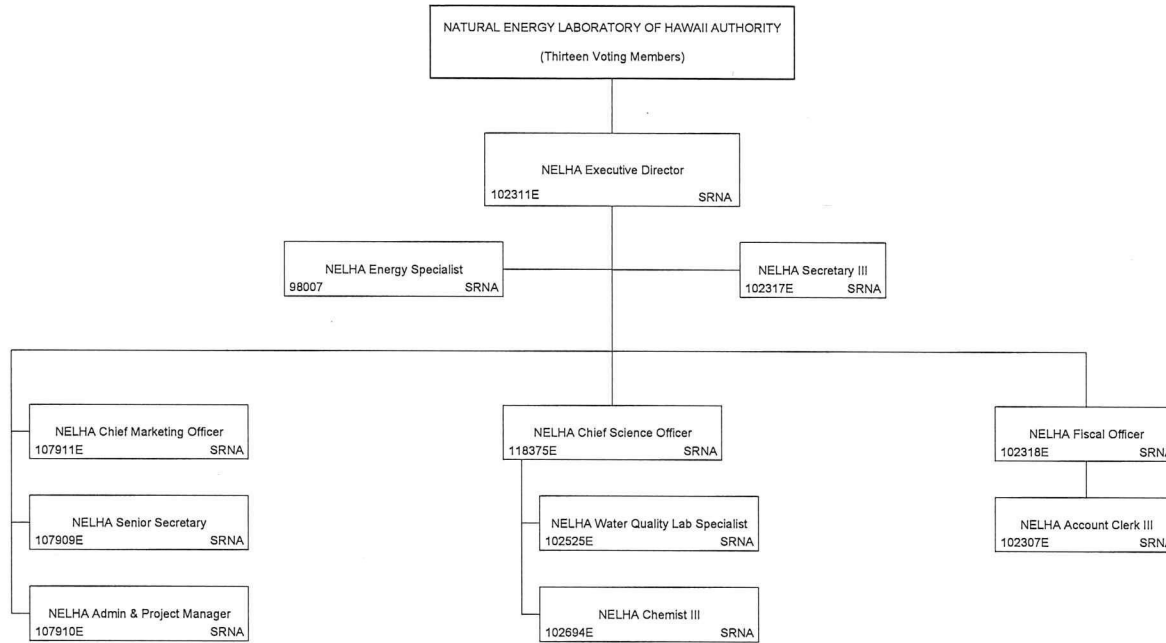
August 15, 2017

Georgina K. Kawamura, Director of Finance

Date

POSITION ORGANIZATION CHART

PRESENT



E = Temporary Exempt Positions, NTE 6/30/18  
CEROS Positions were abolished 07/2003 and page removed.

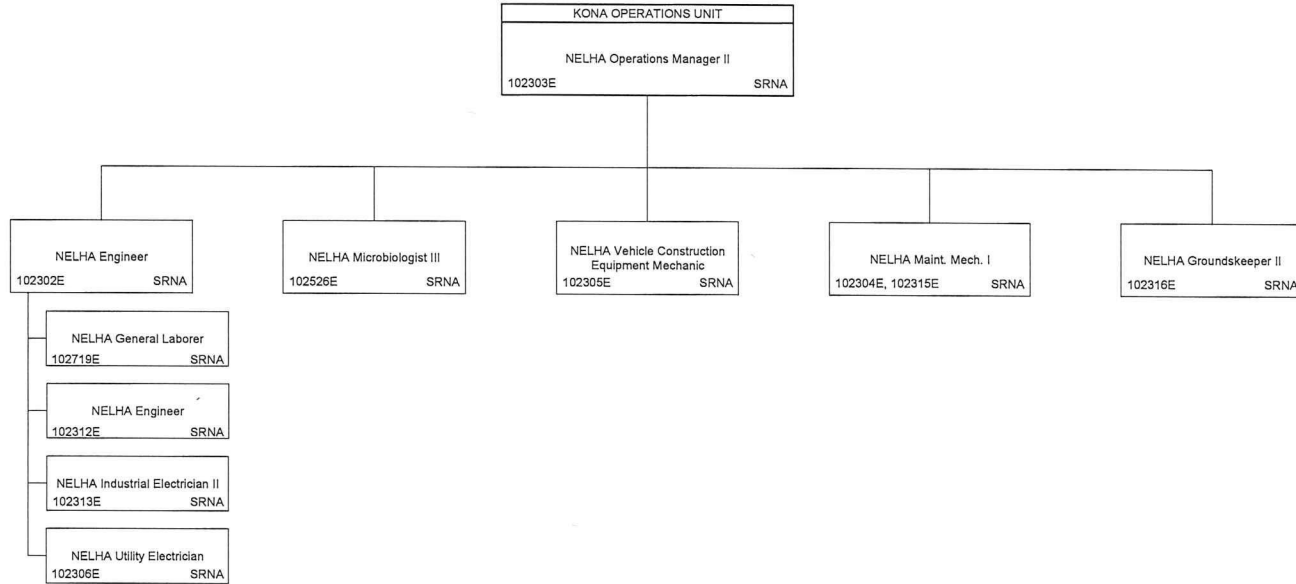
October 12, 2017

Georgina K. Kawamura, Director of Finance

Date

POSITION ORGANIZATION CHART

PRESENT



E = Temporary Exempt Positions, NTE 6/30/18

August 3, 2017

ACKNOWLEDGED

ACKNOWLEDGED

Georgina K. Kawamura, Director of Finance

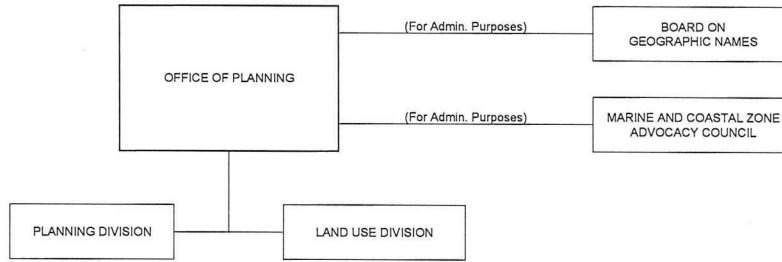
April 2, 2004

Date

STATE OF HAWAII  
DEPARTMENT OF BUSINESS, ECONOMIC DEVELOPMENT & TOURISM  
OFFICE OF PLANNING

ORGANIZATION CHART

PRESENT



September 16, 2002

ACKNOWLEDGED

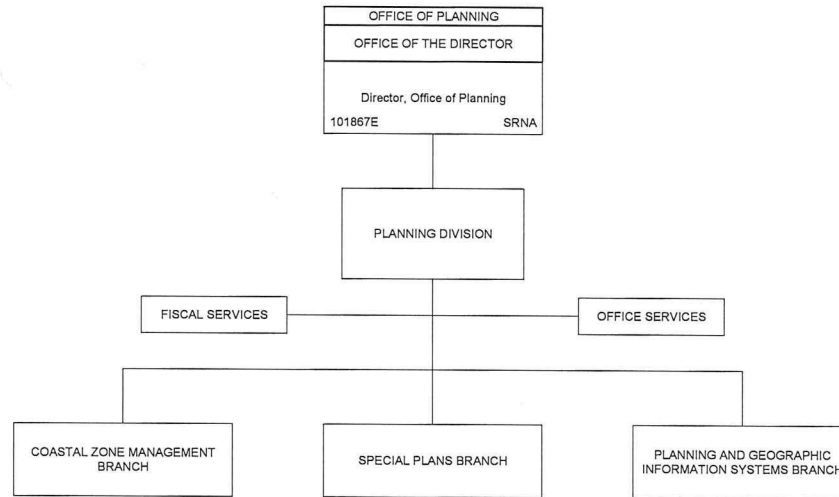
Acknowledged  
Georgina K. Kawamura, Director of Finance

4/2/04  
Date

STATE OF HAWAII  
DEPARTMENT OF BUSINESS, ECONOMIC DEVELOPMENT & TOURISM  
OFFICE OF PLANNING

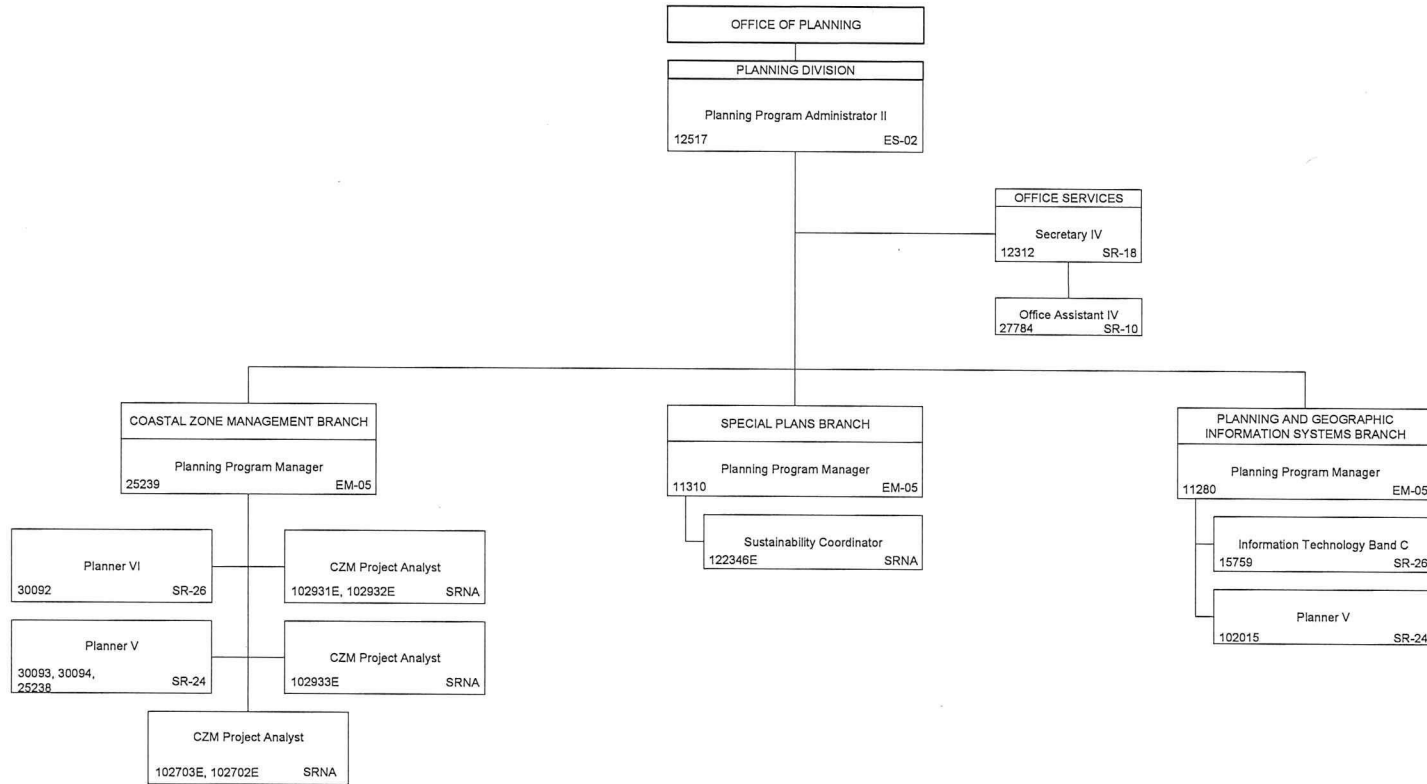
POSITION ORGANIZATION CHART

PRESENT



August 15, 2016

E = Temporary Exempt Positions, NTE 6/30/18



E = Exempt temporary positions, NTE 06/30/18

October 12, 2017

ACKNOWLEDGED

ACKNOWLEDGED

Georgina K. Kawamura, Director of Finance

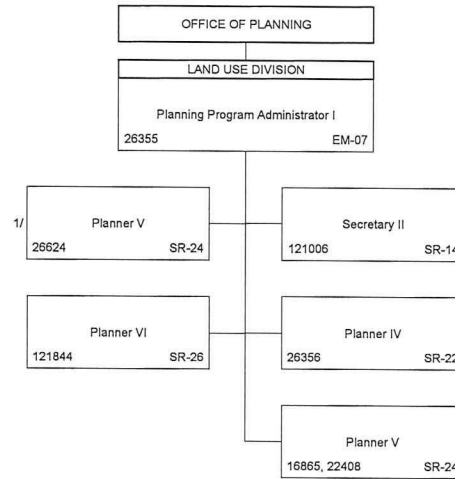
April 2, 2004

Date

STATE OF HAWAII  
DEPARTMENT OF BUSINESS, ECONOMIC DEVELOPMENT & TOURISM  
OFFICE OF PLANNING

POSITION ORGANIZATION CHART

PRESENT



1/ NTE=9/30/18

August 7, 2017