

DAVID Y. IGE  
GOVERNOR



DOUGLAS MURDOCK  
Comptroller

**STATE OF HAWAII**  
**DEPARTMENT OF ACCOUNTING AND GENERAL SERVICES**

P. O. BOX 119, HONOLULU, HAWAII 96810-0119

January 7, 2015

The Honorable Jill N. Tokuda  
Chair, Senate Committee on Ways and Means  
State Capitol, Room 208  
Honolulu, HI 96813

Dear Senator Tokuda:

We are transmitting one copy of the written testimony for our budget briefing in response to your memorandum of December 5, 2014. An electronic copy of the testimony will also be the emailed to the address noted in the instructions. Members of my staff and I look forward to the opportunity to discuss our budget briefing testimony with your committee.

If you have any questions, please call me at 586-0400 or have your staff call Kerry Yoneshige of the Administrative Services Office at 586-0690.

Sincerely,

A handwritten signature in blue ink, appearing to read "Douglas Murdock".

Douglas Murdock  
Comptroller

Enclosures

**SENATE COMMITTEE ON WAYS AND MEANS  
HOUSE COMMITTEE ON FINANCE**

**TESTIMONY OF THE  
DEPARTMENT OF ACCOUNTING AND GENERAL SERVICES  
BIENNIUM BUDGET FY 2015-2017  
January 14, 2015**

**A. Overview: Mission Statement:**

*To help agencies better serve the public by providing, at best value and with integrity: superior public facilities, expert technology solutions and services, operational support, fiscal guidance, oversight of administrative services and preservation and promotion of cultural heritage.*

**B. Overview: Discussion on how current economic and fiscal conditions have affected agency operations and ability to meet goals.**

The downward revision of the revenue estimate by the Council of Revenues and other economic uncertainties led to the decision by former Governor Abercrombie's Administration to impose a 10% restriction (the restriction) on general fund appropriations.

To demonstrate the severity of the restriction, in some of our programs, such as the Accounting Division (AGS 103), Audit Division (AGS 104), Archives Division (AGS 111), Land Survey Division (AGS 211), Public Works Division (AGS 221), State Procurement Office (AGS 240), and Administration (AGS 901) the personal services budget represents 93% of their general fund budget and the 10% restriction will require the program to leave vacancies unfilled as the current expense allocation is insufficient to absorb the restriction. On a macro level, although \$59.4 million of the total general fund appropriation of \$90.2 million is in "Other Current Expense," if the non discretionary funds, Other Current Expense for three programs, the Information Management and Technology Services (AGS 130), the Information Processing and Communication Services (AGS 131), and the Central Services – Custodial Services (AGS 231) programs are deducted from Other Current Expenses, the net amount is only \$11.3 million. The Other Current Expense budgets for AGS 131 and AGS 231 fund maintenance contracts and utilities while the amounts in AGS 130 are primarily for consultants for the ERP project which is why they are so large. Utilizing the net Other Current Expense budget amount of \$11.3 million results in a macro ratio 73% of personal services budget (\$30.8 million) which is why our general funded programs are struggling with the 10% restriction.

To function, our programs have taken the restriction against other current expense or transferred third and fourth quarter allotment to the first and second quarters. Additionally, our programs are meeting the reduced allotted amounts through the suspension of hiring and purchase of equipment. These factors have not yet had a significant impact on our programs meeting their mission critical objectives, however if the restrictions are not removed or significantly reduced, our programs' ability to attain mission critical objectives in the third and fourth quarters will be significantly reduced and State employees and the public will be negatively impacted.

Although the positive attitude of our program administrators has been an essential part of sustaining our performance levels over the years since the reduction in force and budget reductions in 2008 and 2009, the current 10% restriction leaves them with few options to be successful at attaining their goals without another reduction in force.

- C. Federal Funds: Identify programs that have lost or are at risk of losing federal funds. Identify the source of these federal funds by award title and CFDA number. Discuss the impact to the public and your planned response, including efforts to supplant any federal fund reductions for the current year (FY 15) and the upcoming years (FY 16 and FY 17) with other funds.**

The State Foundation on Culture and the Arts (SFCA), AGS 881, receives federal funds from the "National Endowment for the Arts State Programs" under CFDA program title "Promotion of the Arts Partnership Agreements" and CFDA number 45-025. The SFCA is not at risk of losing federal funds in FY 15 and does not anticipate any loss in federal funds in FY 16 and FY 17.

The Office of Information and Technology (OIMT), AGS 130, will be receiving approximately \$4 million under CFDA program title "Affordable Care Act (ACA) Grants to States Health Insurance Premium Review" and CFDA number 93.511. The OIMT does not anticipate any loss of federal funds in FY 16 and FY 17.

- D. Budget Requests: Process used to develop the budget and prioritize requests for additional funds.**

Our programs originated operating budget requests in two categories, one for a "status quo" budget and the other classified as "Additional Resources" for consideration by the new administration. The budget requests were prepared based on guidelines from the Department of Budget and Finance. Those requests classified as "status quo" are included in the executive budget submitted to the legislature. The status quo approach also applied to the CIP budget.

**Budget Requests: Identify and discuss significant adjustments contained in the budget request submitted to the legislature. Explain and quantify how significant requests are expected to affect outcomes.**

We have no significant operating budget requests.

DAGS has new CIP biennium budget requests totaling \$41.2 million (FY 16, \$20.5 million and FY 17, \$20.7 million). The two items in our CIP budget are \$8.5 million and \$8.7 million for CIP staff costs for FY 16 and FY 17, respectively and \$12 million in each year for lump sum maintenance of existing facilities.

Chair Tokuda, Chair Luke and members of the Committees, my staff, staff from OIMT and I are available to answer any questions you and your committee members may have concerning our programs and the materials submitted for this hearing.

Department of Accounting and General Services  
Prioritized List of Functions

Table 1

Priority	Description of Function	Activities	Prog ID(s)	Statutory Reference
1	<b>AGS-221, Public Works-Planning, Design and Construction</b>			
	Public Works Division is a centralized agency that plans, coordinates, organizes, directs, and controls a statewide program of engineering, architectural, and construction services including land acquisition, planning, designing, project management, construction management and inspection, quality assurance, contracting and equipping facilities for State and other agencies.	<p>a. As the designated expending agency for government agencies, oversees project management from beginning to end for government projects.</p> <p>b. Work in conjunction with the Central Services Division on the repair and maintenance of DAGS government buildings and structures.</p> <p>c. Management of Public Works functions.</p> <p>d. Provides architectural and engineering technical services in response to requests to investigate and evaluate safety of buildings and improvements damaged by natural disasters and other emergencies.</p> <p>e. Provides support to the mission of the Department by directing the expenditure of Capital Improvement Funds and operating funds released to the Department for projects.</p> <p>f. Provides support to the mission of the Department by representing the Comptroller at various functions, ceremonies and public hearings on matters concerning public improvements.</p>	AGS-221	HRS 26-6
		<p>g. Provides emergency support to the state and other agencies under ESF3 for damage assessments and debris management following a natural or man-made disaster.</p> <p>h. Work in conjunction with the Central Services Division to support the Governor's energy efficiency initiatives through the implementation of Energy Savings Performance Contracting on DAGS and other government buildings and structures.</p> <p>i. Provides various staff services to the Division Chief and to the division as a whole including general management assistance; operating budget preparation and execution; financial management; personnel, training; public information; property, supplies, records and internal management of documents; obtaining project funding and providing current and final project costs;</p>		

Department of Accounting and General Services  
Prioritized List of Functions

Table 1

Priority	Description of Function	Activities	Prog ID(s)	Statutory Reference
		<p>project tracking; contracts preparation and processing; and call for tenders.</p> <p>j. Provides engineering and architectural technical administrative support services during the planning, design, construction, and post construction phases of projects. Implements and coordinates professional services selection and evaluation process.</p> <p>k. Provides land acquisition coordination and planning services for public physical facilities; formulates and implements the Departments' CIP budget requests; reviews and assigns office space in State facilities; conducts environmental and other studies; and prepares investigative reports, as directed.</p>		
		<p>l. Administers, implements, and manages professional services contracts for planning, design, and construction projects utilizing CIP appropriations, operating funds and other sources of funds. Projects include new construction; renovations; repairs and alterations to existing structures; furniture and equipment acquisitions for public buildings; and other improvements for the Executive, Legislative, and Judicial branches of State government. By agreement, projects may also include projects for Federal and County governments and other entities.</p>		
		<p>m. Administers and manages projects under construction in accordance with construction contracts and prescribed construction practices by inspecting work in progress and work completed, directing and controlling changes, and the acceptance and closing of projects. Coordinates the delivery and installation of furniture and equipment for projects.</p>		

Department of Accounting and General Services  
Prioritized List of Functions

Table 1

Priority	Description of Function	Activities	Prog ID(s)	Statutory Reference
2	<b>AGS-102, Expenditure Examination</b>			
	Review voucher claims, payroll claims, and contract documents; disbursement of vendor and payroll checks and related documents; and filing and maintenance of documents.	<ul style="list-style-type: none"> <li>a. Examines contracts for compliance with State laws, rules, etc.</li> <li>b. Issues paychecks on a timely basis.</li> <li>c. Issues checks (Non-Payroll) on a timely basis.</li> <li>d. Prepares and transmits electronic payments.</li> </ul>	AGS-102	HRS 26-6, HRS 40-01, HRS 40-03, HRS 40-10, HRS 40-53, HRS 40-54, HRS 40-56, HRS 40-57, HRS 40-58, and HRS 40-68
3	<b>AGS-103, Recording and Reporting</b>			
	Process and record financial transactions and report the results of financial transactions posted.	<ul style="list-style-type: none"> <li>a. Develops and administers statewide accounting policies.</li> <li>b. Prepares the Comprehensive Annual Financial Report (CAFR) in accordance with Generally Accepted Accounting Principles.</li> <li>c. Prepares the Schedule of Expenditures of Federal Awards (SEFA) in accordance with the Federal Office of Management and Budget (OMB) Circular A-133.</li> <li>d. Maintains the State's Uniform Chart of Accounts and recommends changes and improvements thereto.</li> <li>e. Administers the appropriation and allotment process to ensure that program expenditures do not exceed authorizations.</li> <li>f. Releases vouchers for payment. Provides guidance to departmental personnel in resolving errors that prevent their payments from processing.</li> <li>g. Approves statewide transactions processed via journal vouchers.</li> <li>h. Provides guidance to departmental personnel on recording adjustments, inter-entity, and other transactions.</li> </ul>	AGS-103	HRS 26-6, HRS 40-01, HRS 40-03, HRS 40-04, and HRS 40-05
		<ul style="list-style-type: none"> <li>i. Deposits payroll taxes, prepares federal and State tax returns.</li> <li>j. Performs critical internal controls including system, payroll, cash, warrant, and clearing reconciliations.</li> </ul>		

Department of Accounting and General Services  
Prioritized List of Functions

Table 1

Priority	Description of Function	Activities	Prog ID(s)	Statutory Reference
4	<b>AGS-111, Archives-Records Management</b>			
	Acquire, preserve and provide access to the permanent and historical records of state government. Also provide records management services including records retention scheduling; provide warehousing of non-current records; and provide storage of master microfilm.	<p>a. Acquire, preserve, and provide access to the permanent and historical records of state government through existing facility and by building the Hawaii State Digital Archives.</p> <p>b. Provide records management services including records retention scheduling; provide warehousing of non-current records; and provide storage of master microfilm.</p>	AGS-111	HRS 26-6, HRS 94
5	<b>AGS-211, Land Survey</b>			
	Performs field and office land survey work statewide for various Government Agencies. Reviews and signs all Return of the State Land Surveyor form prepared for each Land Court Application map referred to the Division. Prepares detailed report for the State Attorney General for all Quiet Title Action suits in which the State of Hawaii is a Defendant. Also appears as expert witness on land litigations in which State is a party. Reviews all shoreline maps prepared by Government or private registered land surveyor submitted to the State for certification. Serves as official depository of all Government Survey Registered Maps and other historic maps, field books, calculations and other survey information. Furnishes blue line copies of all subdivisions and boundary survey maps, copies of survey descriptions and other map products, including File Plan and Land Court maps to Government agencies, private organizations or individuals.	<p>a. Conducts extensive research for all Quiet Title Actions in which the State is cited as defendant. Compiles information including copies of deeds, old reference maps for possible use in Court. Also appears as expert witness in Court litigations involving State lands or interests.</p> <p>b. For subdivisions of Land Court lands, complete mathematical checks of areas, closures, curve computations are performed. All encumbrances affecting the newly created lots are checked with the owner's certificate of title. All newly created lots are checked for proper legal access to an existing government road.</p> <p>c. For all File Plan maps, all mathematical calculations are checked and land titles, ownership of land, names of adjoining property owners are checked and verified before the map is accepted for recordation at the Bureau of Conveyances. Official copies of these approved File Plans and the computations for each are kept on file.</p>	AGS-211	HRS 26-6, HRS 107-3, HRS 501, HRS 502, and HRS 205A



Department of Accounting and General Services  
 Prioritized List of Functions

Table 1

Priority	Description of Function	Activities	Prog ID(s)	Statutory Reference
		<p>d. Prepares, furnishes and maintains maps and descriptions of public lands required by State agencies for the issuance of Governor's Executive Orders, general leases, grants of easements as well as the sale of government lands or purchase of private lands for public purposes.</p> <p>e. Review Shoreline maps prepared by private or government Licensed Professional Land Surveyors submitted to the State of Hawaii for certification. Personal visits to the site may be necessary when controversy is encountered. Submits recommendation to the Chairperson of the Board of Land and Natural Resources.</p> <p>f. Serves as official depository of all Government Survey Registered Maps and other historic maps, field books, calculations and other survey information.</p>		
		<p>g. Furnishes copies of all subdivisions and boundary survey maps, copies of survey descriptions and other map products, including File Plan and Land Court maps to Government agencies, private organizations and individuals.</p> <p>h. Performs preliminary field survey work to set the boundaries of various government parcels and places permanent markers on the boundary corners.</p> <p>i. Performs the field check of all original Land Court Applications transmitted to the Division by the Land Court.</p> <p>j. Provides maps and descriptions of Hawaiian Home Lands statewide. Provides field survey services when possible.</p> <p>k. Provides topographic and boundary surveys for schools and other public projects requested by State agencies.</p>		

Department of Accounting and General Services  
Prioritized List of Functions

Table 1

Priority	Description of Function	Activities	Prog ID(s)	Statutory Reference
6	<b>AGS-104, Internal Post Audit</b>			
	To achieve complete compliance with the State Comptroller's established accounting procedures and internal controls by the State's executive departments and agencies through financial and compliance audits.	<ul style="list-style-type: none"> <li>a. Annual audits required by statute or external mandate.</li> <li>b. Annual audits by request.</li> <li>c. State department and agency requests with urgent needs.</li> <li>d. Audits of other departments and agencies not requiring annual audits but scheduled on a cyclical basis.</li> </ul>	AGS-104	HRS 26-6, HRS 40-2, HRS 40-7, HRS 40-83, HRS 560:3-1214
7	<b>AGS-130, Information Management and Technology Services</b>			
	Develop statewide information technology strategic plans, as well as organize, manage, and oversee statewide information technology governance and supervision and oversight of the Information and Communication Services Division.	<ul style="list-style-type: none"> <li>a. Develop, implement, and manage statewide technology governance.</li> <li>b. Develop, implement, and manage the State information technology strategic plans.</li> <li>c. Develop and implement statewide technology standards.</li> <li>d. Chair and work in conjunction with the Information Technology Steering Committee to: 1) develop and implement State information technology strategic plans; 2) Assess executive branch departments progress in meeting objectives defined in the state information technology strategic plans and identify best practices for shared or consolidated services; 3) Ensure technology projects are selected based on their potential impact and risk to the State as well as their strategic value; 4) Ensure that executive branch departments maintain sufficient tools to assess the value and benefits of technology initiatives; and 5) Clarify the roles, responsibilities, and authority of the Information and Communication Services Division specifically as it relates to statewide duties.</li> </ul>	AGS-130	HRS 27-43

Department of Accounting and General Services  
Prioritized List of Functions

Table 1

Priority	Description of Function	Activities	Prog ID(s)	Statutory Reference
7	<b>AGS-131, Information Processing &amp; Communication Services</b>			
	Plans, coordinates, organizes , directs, and administers the statewide information processing and telecommunications services and programs, and establishes and operates an overall program for improving government efficiency and effectiveness through telecommunications and information processing technologies.	<p>a. Provides computer hosting and operations services at a centralized computing facility using a distributed data communications network for department administered application systems.</p> <p>b. Researches and evaluates new technologies and products to enhance the mainframe and distributed systems environment; provides database management and operational support; installs and maintains mainframe and distributed systems specialized systems software; and acquires hardware and software to secure data residing on the mainframe and distributed systems.</p> <p>c. Plans, designs, engineers, upgrades, and manages the State's telecommunication infrastructure that delivers voice, data, video conferencing, microwave, and radio communications services to State agencies. Manages communication links between the Executive/Judicial/Legislative Branches of State Government, Federal Government, City &amp; Counties, and private sector.</p> <p>d. Provides application systems development and maintenance services to statewide applications and</p>	AGS-131	HRS 26-6
		<p>department or agency specific applications, such as the Financial Accounting Management Information System (FAMIS), Professional and Vocational Licensing System, Unemployment Insurance Benefits/Employer Tax/Quarterly Wage Systems, Statewide Operating Budget System, and the Statewide Capital Improvement Projects System.</p> <p>e. Provides planning, design, management, maintenance, coordination, and technical consulting and support for State's technologies and infrastructure systems such as physical standalone and virtualized server environments; statewide email services; and public website development and support.</p>		

Department of Accounting and General Services  
Prioritized List of Functions

Table 1

Priority	Description of Function	Activities	Prog ID(s)	Statutory Reference
		<p>f. Coordinates audits for ICSD and other State agencies including Statement on Standards for Attestation Engagements (SSAE) Number 16 audits and IRS Publication 1075-Tax information security guidelines.</p> <p>g. Provides planning, advice, assistance, scanning, and monitoring in the secure use and transmission of information processing between the State network and the Internet.</p>		
8	<b>AGS-240, State Procurement</b>			
	<p>Perform periodic review of the procurement practices of all governmental bodies; to assist, advise, and guide governmental bodies in matters relating to procurement; to develop and administer an innovative, streamlined statewide procurement orientation and training program; to develop, distribute, and maintain a procurement manual for state procurement officials; and develop, distribute and maintain a procurement guide for vendors wishing to do business with the State and its counties; to exercise general supervision and control over all inventories of goods; to sell, trade, or otherwise dispose of surplus goods; and to establish and maintain programs for inspection, testing, and acceptance of goods, services, and construction.</p>	<p>a. Procures or supervises the procurement of goods, services, and construction for Executive branch agencies and all other Chief Procurement Officer jurisdictions.</p> <p>b. Assists, advises, and guides State agencies in matters relating to planning and purchasing health and human services.</p> <p>c. Participates in the legislative process by introducing bills to improve the State's procurement program and also by submitting testimony or comments on procurement-related bills.</p> <p>d. Initiates, develops, and amends Hawaii Administrative Rules for consideration and adoption by the procurement policy board.</p> <p>e. Conducts informational and public hearings on procurement rules affecting all governmental bodies.</p> <p>f. Initiates, develops and implements new processes and systems to advance the State's procurement program.</p>	AGS-240	HRS 103D, HRS 103F, HRS 103D-203, HRS 103D-205, HRS 103D-206, and HRS 103F-301
		<p>g. Establishes and maintains various contract databases.</p> <p>h. Develops, plans, and administers a statewide educational orientation and training program for purchasing personnel, vendors, contractors, service providers, and any other interested parties.</p>		

Department of Accounting and General Services  
Prioritized List of Functions

Table 1

Priority	<u>Description of Function</u>	<u>Activities</u>	<u>Prog ID(s)</u>	<u>Statutory Reference</u>
		<p>i. Determines corrective actions; provided that if a procurement officer under the jurisdiction of the Administrator of the State Procurement Office or a chief procurement officer of any of the other State entities fails to comply with any determination rendered by the Administrator of the State Procurement Office within specified time frames, the procurement officer or chief procurement officer shall be subject to a procurement violation, which may include an administrative fine for every day of noncompliance.</p> <p>j. Administers and manages the statewide purchasing card program.</p>		
		<p>k. Perform a periodic review of the inventory management system of all governmental bodies; enforce rules adopted by the policy board governing the management of state property; assist, advise, and guide governmental bodies in matters relating to the inventory management of state property; establish, manage, and maintain a centralized property inventory record file for each department, board, commission, or office of the State having the care, custody, or control of any state property. Consolidates, quality controls and reports inventory data to prepare the State of Hawaii's Comprehensive Annual Financial Report. Manages and maintains the centralized statewide excess State property listing. Maintains the transfer of property document file to confirm and verify the transferring of</p>		<p>HRS 103D-1203 and HRS 103D-1204</p>
		<p>property between State agencies. Advises agencies on the inventory management of all State assets. Conducts field reviews of State agencies to review and audit the accuracy of their inventory and ensure compliance to policies and procedures pertaining to the inventory management of State property.</p>		

Department of Accounting and General Services  
Prioritized List of Functions

Table 1

Priority	Description of Function	Activities	Prog ID(s)	Statutory Reference
9	<b>AGS-901, General Administrative Services</b>			
	Comptroller's Office/District Offices - Under the general direction of the Governor of the State of Hawaii, plans, directs and coordinates the various activities of the department within the scope of laws and established policies and regulations.	Provides administrative and management oversight of the department.	AGS-901	HRS 26-6
	Administrative Services Office - Provides the department with internal management, fiscal and office services and administers the statewide Risk Management Program. Provides general internal management assistance to the Comptroller in exercising responsibilities as executive of the department, including staff studies, reviews, and reports on organizational structures, work processes, procedures, and policies established for the department.	Provides budgeting, fiscal, and administrative support to the divisions, offices, and attached agencies of the department.		
	Personnel Office - Administers the personnel management program for the department to include position classification and compensation, employee relations, recruitment and evaluation, selection and placement, labor relations, employee training and development, safety, affirmative action and equal employment opportunity, personnel transactions and maintenance of personnel records.	Provides human resource management support and services to the Department's divisions, offices, and attached agencies.		
	Systems and Procedures Office - Coordinates and advises the Comptroller on all functions pertaining to computer applications, local and wide area networks. The office has the functional responsibility for the development, implementation, and maintenance of computer systems under the administrative control of the Department of Accounting and General Services; formulates information processing policies and procedures; plans, coordinates and conducts systems analysis design and computer programming by utilizing available resources to support the computer and networking needs of the department; and operates and maintains the departmental minicomputer, local and wide area networks.	Provides the department with software and hardware to meet specific business unit requirements.		

Department of Accounting and General Services  
Prioritized List of Functions

Table 1

Priority	Description of Function	Activities	Prog ID(s)	Statutory Reference
10	<b>AGS-223, Office Leasing</b>			
	Provides centralized office leasing services to departments of the Executive Branch, as well as guidance to other government agencies. Secures functional, appropriate work space for user agencies at cost-effective lease rental rates and terms.	<ul style="list-style-type: none"> <li>a. Locates functional as well as cost effective office space.</li> <li>b. Negotiates technical lease terms and conditions with lessors, agents or legal representatives (to include design and construction of tenant improvements, compliance with prevailing wages, ADA requirements, hazardous materials identification, real property and conveyance tax requirements, and tax clearance compliance).</li> <li>c. Prepares and processes office lease documents in coordination with the Attorney General's office.</li> <li>d. Processes monthly lease rental payments to lessors, and prepares billings for lease rent reimbursements from user departments.</li> <li>e. Provides lease administration over all office leases and municipal financing leases.</li> </ul>	AGS-223	HRS 26-6, HRS 171-30
		f. Where appropriate, lease office space in DAGS controlled facilities to the private sector, and pursue approval through the DLNR, Board of Land and Natural Resources.		
11	<b>AGS-203, State Risk Management &amp; Insurance Administration</b>			
	Protects the State against catastrophic losses and minimize the total cost of insuring risk and operates a comprehensive risk management and insurance program.	<ul style="list-style-type: none"> <li>a. Purchase property, liability, and crime insurance based on analysis of premium cost (including deductible limits) relative to funds available in the State Risk Management Revolving Fund.</li> <li>b. Review and update as necessary the basis and information for the Risk Management Cost Allocation.</li> <li>c. Investigate, negotiate, and settle tort and auto claims and incidents reported.</li> <li>d. Initiate and resolve property and liability claims with insurance companies.</li> </ul>	AGS-203	HRS 26-6, HRS 41D

Department of Accounting and General Services  
Prioritized List of Functions

Table 1

Priority	Description of Function	Activities	Prog ID(s)	Statutory Reference
12	<b>AGS-251, Automotive Management-Motor Pool</b>			
	Operates a centralized motor pool for the state by purchasing, renting, maintaining, and repairing vehicles for various agencies. Provides vehicle maintenance, repair and fueling services for non-pool state vehicles.	Utilization and maintenance of existing fleet and outside purchase of repair service for non-motor pool vehicles.	AGS-251	HRS 26-6(a)(4)
13	<b>AGS-252, Automotive Management-Parking Control</b>			
	Operates and maintains parking facilities; controls and enforces parking rules and regulations; issues parking violation citations; operates and maintains parking meters and gate control equipment; collects money from meters and attendant controlled lots; directs and controls traffic in/out and within parking facilities; and provides first responder security patrols of parking facilities.	a. Collection of parking fees. b. Maintain parking facilities so that they are safe and clean.	AGS-252	HAR 3-30
14	<b>AGS-244, Surplus Property Management</b>			
	Manages, coordinates and maintains the acquisition, storage, transfer and distribution of Federal and State surplus personal property. Promotes the acquisition and distribution of surplus property to eligible State and county agencies and private organizations.	a. Distributes Federal and State surplus personal property to eligible agencies and organizations. Maintains surplus property warehouse facilities for the storage of surplus property until the proper transfer, disposal or distribution processes are complete. Accounts for property and maintains records of financial transactions. Reviews applicant qualifications for eligibility and conducts compliance checks on proper utilization of property. b. Develops rules, operating policies and procedures to achieve compliance with pertinent Federal and State statutes, policies and regulations. c. Coordinates the General Services Administration (GSA) fixed sale price program for used vehicle ranging from 3-9 years old normally with low mileage for government agencies.	AGS-244	HRS 103D-1103



Department of Accounting and General Services  
Prioritized List of Functions

Table 1

Priority	Description of Function	Activities	Prog ID(s)	Statutory Reference
15	<b>AGS-233, Central Services-Building Repairs &amp; Alterations</b>			
	Provides for the overall management of repair and maintenance and a preventative maintenance program for all assigned State office buildings located in the civic center and outlying areas.	a. Maintain the useful life of assigned public buildings, public libraries, health and civic centers statewide by performing minor and selected major repairs. In addition, emergency repairs are completed by immediately removing unsafe barriers or conditions. b. Other major repair work is completed through informal 3-quote, Hawaii Electronic Procurement System (HePS) or delegated to DAGS-Public Works Division.	AGS-233	HRS 26-6
16	<b>AGS-231, Central Services-Custodial</b>			
	Provides housekeeping services for assigned state buildings and centralized payment of utilities and maintenance contracts for assigned state buildings.	a. Provides for housekeeping/janitorial services at assigned state buildings. b. Processes payment of all utility and maintenance service contracts and other vendor payments. c. Develops and ensures compliance of various essential service contracts by monitoring mechanical systems and equipment contracts in state buildings.	AGS-231	HRS 26-6
17	<b>AGS-232, Central Services-Grounds Maintenance</b>			
	Provides grounds maintenance at assigned state office buildings, libraries, civic centers, health centers, and cemeteries.	a. Maintain grounds surrounding state office buildings by providing a variety of grounds maintenance services- weeding, watering, chemical spraying, and grass cutting on a regular basis. b. Maintain and trim trees, palm, and coconut trees surrounding public buildings by implementing regular tree trimming schedules via contract to prevent liability. c. Collect and dispose of refuse from assigned state office buildings, libraries, civic centers, health centers, and cemeteries by picking up refuse on a regular basis.	AGS-232	HRS 26-6
18	<b>AGS-807, School Repairs &amp; Maint.-Neighbor Isl. Districts</b>			
	Provides for the overall planning and management of repair and maintenance support to school and public building facilities, and coordinates these functions with the Department of Education.	Provide a safe and conducive learning environment for the public schools on the neighbor islands by providing administrative, technical and trade related services to the Department of Education facilities.	AGS-807	HRS 26-6

Department of Accounting and General Services  
Prioritized List of Functions

Table 1

Priority	Description of Function	Activities	Prog ID(s)	Statutory Reference
19	<b>AGS-101, Accounting System Development &amp; Maintenance</b>			
	Develops new statewide accounting systems or major enhancements to existing systems (i.e., FAMIS, Payroll System, Central Warrant Writing System, Warrant Reconciliation System, and Data Mart System) and provides related user training, conversion, implementation and post implementation support; maintains and manages existing statewide accounting systems; and establishes, maintains and manages the Statewide Accounting Manual, FAMIS Procedures Manual, and Data Mart Manual and related State Accounting Forms to provide internal control over the accounting functions of the state.	<ul style="list-style-type: none"> <li>a. Development of new systems / modifications to existing systems.</li> <li>b. Maintenance / management of accounting manuals / forms.</li> </ul>	AGS-101	HRS 40-2 and HRS 40-6
20	<b>AGS-891, Enhanced 911 Board</b>			
	The Board oversees the implementation of Enhanced 911 service by wireless and VOIP connection service providers and the PSAPs by administering policies and statutes applicable to the Board; collecting assessments from the wireless and VOIP phone users; and distributing funds to the PSAPs and wireless carriers to upgrade and maintain the 911 system to be able to identify and locate wireless 911 callers.	<ul style="list-style-type: none"> <li>a. Administrative functions to attain goals and objectives of the Board.</li> <li>b. Surcharge collections.</li> <li>c. Reimbursing the Public Safety Answering Points and Wireless Service Providers.</li> </ul>	AGS-891	HRS 138

Department of Accounting and General Services  
Prioritized List of Functions

Table 1

Priority	Description of Function	Activities	Prog ID(s)	Statutory Reference
21	<b>AGS-889, Spectator Events &amp; Shows-Aloha Stadium</b>			
	A special-funded program which maintains, operates, and manages the Aloha Stadium and appurtenant facilities; prescribes and collects rents, fees, and charges for the use and enjoyment of the stadium or any of its facilities; supports and assists in the promotion of Hawaii's visitor industry and socio-cultural advancement; and exercises all powers necessary, incidental or convenient to carry out and effectuate this function.	<p>a. Program planning; promotion of facilities; directs, coordinates, and controls operations and maintenance of facilities. Revenue maximization through facility and event diversification. Project management through interface with outside agencies, stakeholders, and various levels of government in addressing and achieving short, mid, and long range planning, goals and objectives.</p> <p>b. Internal management, fiscal, budgetary, personnel, and administrative services; contract management and payroll processing; and preparing testimony and tracking legislation affecting the Stadium Authority.</p> <p>c. Directing event, scoreboard, parking, and swap meet operations.</p> <p>d. Engineering and related administrative matters and overall planning, control and coordination of the development, construction, maintenance and general services programs for the stadium, artificial field surface, and appurtenant facilities.</p> <p>e. Box Office operations to include cashiering,</p>	AGS-889	HRS 109, HRS 226-8b(1)(2) and (3) and HRS 226-23
22	<b>AGS-881, State Foundation on Culture and the Arts</b>			
	The State Foundation on Culture and the Arts (SFCA) mission is to promote, perpetuate, preserve, and encourage culture and the arts, as central to the quality of life of the people of Hawaii. The SFCA offers statewide grants to support funding for projects that preserve and further culture and the arts, history and the humanities; administers a statewide arts in public places program; conducts an apprenticeship program to perpetuate cultural traditions; collaborates with organizations and educational institutions on arts education projects; conducts workshops, and provides staff resources to strengthen communities and develop nonprofit arts organizations; and bolsters the careers of local artists through commissions and purchases for the AAP Collection.	<p>a. Manage and operate the SFCA Biennium Grants Program in accordance with federal partnership with the National Endowment for the Arts.</p> <p>b. Manage and operate community projects and initiatives in accordance with federal partnership with the National Endowment for the Arts.</p> <p>c. Manage and operate the Art in Public Places Program.</p> <p>d. Manage and operate the Hawaii State Art Museum.</p>	AGS-881	HRS 9 and HRS 103-8.5

Department of Accounting and General Services  
Prioritized List of Functions

Table 1

Priority	Description of Function	Activities	Prog ID(s)	Statutory Reference
23	<b>AGS-818, King Kamehameha Celebration Commission</b>			
	Coordinates, plans, and administers the annual King Kamehameha celebration throughout the State by working with State, County, and private agencies.	a. To honor and perpetuate the life and deeds of King Kamehameha I and to enrich the leisure time of residents and visitors through cultural presentations during a month long statewide celebration of traditional arts, crafts, skills, customs, and lores of the various ethnic groups in Hawaii. b. Secure consistent funding resources to sustain program and activities.	AGS-818	HRS 8-5
24	<b>AGS-879, Office of Elections</b>			
	The Office of Elections conducts efficient, honest, open and secure elections under federal and state laws and constitutions; provides accessible voter registration opportunities and encourages voter turnout; and develops voter education initiatives to disseminate information to the public.	a. Provide voter registration services. b. Provide voter education services. c. Provide voter orientation to naturalized citizens.	AGS-879	HRS 11-1.5(a), HRS 11-2(b), and HRS 11-2(d)
25	<b>AGS-871, Campaign Spending Commission</b>			
	The Hawaii Campaign Spending Commission's mission is to maintain the integrity and transparency of the campaign finance process by enforcing the law, educating the public, administering public financing programs, and training campaign committees in order to encourage timely compliance.	a. To simplify and clarify campaign finance laws in order to improve implementation and compliance. b. To increase public education, awareness, and access. c. To increase the technological capacity to improve access, reduce paperwork, and increase compliance. d. To upgrade the training for and ability of the committees to comply with campaign finance laws. e. To encourage compliance. f. To increase and stabilize the Commission's institutional capacity to carry out its mission.	AGS-871	HRS 11-314 and HRS 11-435
26	<b>AGS-892, State Building Code Council</b>			
	The State Building Code Council establishes and implements state building codes on a timely basis so that building owners, designers, contractors, and code enforcers within the state would be able to apply consistent current standards.	a. Establish the Hawaii state building codes. b. Appoint a subcommittee comprising the four council members representing county building officials whose duty is to recommend any necessary or desirable state amendments to the codes and standards identified in Section 107-25, HRS. c. Adopt, amend, or update codes and standards through the Hawaii Administrative Rules process on a staggered basis as established by the State Building Code Council.	AGS-892	HRS 107-21, HRS 107-22, HRS 107-23, HRS 107-24, HRS 107-25, HRS 107-26, HRS 107-27, HRS 107-28, HRS 107-29, HRS 107-30, and HRS 107-31

Department of Accounting and General Services

Table 2

Department-Wide Totals

Fiscal Year 2015					
Act 122/14 Appropriation	Collective Bargaining	Restriction	Emergency Appropriations	Total FY15	MOF
\$ 90,209,026.00	\$ 2,089,064.00	\$ (7,474,890.00)		\$ 84,823,200.00	A
\$ 23,996,145.00	\$ 328,500.00			\$ 24,324,645.00	B
\$ 8,980,650.00	\$ 31,804.00			\$ 9,012,454.00	N
				\$ -	P
\$ 4,740,925.00	\$ 34,967.00			\$ 4,775,892.00	T
\$ 37,543,171.00	\$ 12,579.00			\$ 37,555,750.00	U
\$ 37,508,122.00	\$ 159,128.00			\$ 37,667,250.00	W
\$ 202,978,039.00	\$ 2,656,042.00	\$ (7,474,890.00)	\$ -	\$ 198,159,191.00	Total
Fiscal Year 2016					
Act 122/14 Appropriation	Collective Bargaining	Reductions	Additions	Total FY16	MOF
\$ 90,209,026.00	\$ 2,978,930.00	\$ (371,070.00)		\$ 92,816,886.00	A
\$ 23,996,145.00	\$ 461,192.00	\$ (28,000.00)	\$ 102,600.00	\$ 24,531,937.00	B
\$ 8,980,650.00	\$ 41,896.00	\$ (8,280,650.00)	\$ 86,911.00	\$ 828,807.00	N
			\$ 606,936.00	\$ 606,936.00	P
\$ 4,740,925.00	\$ 45,615.00	\$ (3,575,000.00)		\$ 1,211,540.00	T
\$ 37,543,171.00	\$ 20,536.00			\$ 37,563,707.00	U
\$ 37,508,122.00	\$ 214,805.00			\$ 37,722,927.00	W
\$ 202,978,039.00	\$ 3,762,974.00	\$ (12,254,720.00)	\$ 796,447.00	\$ 195,282,740.00	Total
Fiscal Year 2017					
Act 122/14 Appropriation	Collective Bargaining	Reductions	Additions	Total FY17	MOF
\$ 90,209,026.00	\$ 3,938,582.00	\$ (822,500.00)		\$ 93,325,108.00	A
\$ 23,996,145.00	\$ 602,056.00	\$ (28,000.00)	\$ 102,600.00	\$ 24,672,801.00	B
\$ 8,980,650.00	\$ 54,048.00	\$ (8,280,650.00)	\$ 86,911.00	\$ 840,959.00	N
			\$ 606,936.00	\$ 606,936.00	P
\$ 4,740,925.00	\$ 62,025.00			\$ 4,802,950.00	T
\$ 37,543,171.00	\$ 31,392.00			\$ 37,574,563.00	U
\$ 37,508,122.00	\$ 262,446.00			\$ 37,770,568.00	W
\$ 202,978,039.00	\$ 4,950,549.00	\$ (9,131,150.00)	\$ 796,447.00	\$ 199,593,885.00	Total

Department of Accounting and General Services  
Program ID Totals

Table 3

Prog ID	Program Title	MOF	As budgeted by Act 122/14 (FY15)			Governor's Submittal (FY16)				Governor's Submittal (FY17)			
			Pos (P)	Pos (T)	\$\$\$	Pos (P)	Pos (T)	\$\$\$	Percent Change of \$\$\$\$	Pos (P)	Pos (T)	\$\$\$	Percent Change of \$\$\$\$
AGS-101	Acct System Development & Maintenance	A	6.00		\$ 513,981.00	6.00		\$ 567,579.00	0.10428	6.00		\$ 587,397.00	0.142838
AGS-102	Expenditure Examination	A	16.00		\$ 1,098,527.00	16.00		\$ 1,161,427.00	0.057258	16.00		\$ 1,171,283.00	0.066231
AGS-103	Recording and Reporting	A	13.00		\$ 823,172.00	13.00		\$ 886,922.00	0.077444	13.00		\$ 902,018.00	0.095783
AGS-104	Internal Post Audit	A	6.00		\$ 441,975.00	6.00		\$ 495,087.00	0.12017	6.00		\$ 515,672.00	0.166745
AGS-111	Archives-Records Management	A	16.00	1.00	\$ 867,572.00	16.00	0.00	\$ 881,677.00	0.016258	16.00		\$ 912,441.00	0.051718
AGS-130	Office of Information Mgt and Technology	A	30.00	2.00	\$ 15,090,969.00	30.00	2.00	\$ 15,094,291.00	0.00022	30.00	2.00	\$ 15,135,121.00	0.002926
AGS-131	Information Processing and Comm Services	A	104.00		\$ 13,928,645.00	104.00		\$ 14,778,865.00	0.061041	104.00		\$ 15,017,011.00	0.078139
AGS-203	State Risk Mgmt and Insurance Administration	A			\$ 9,987,995.00			\$ 9,987,995.00	0			\$ 9,987,995.00	0
AGS-211	Land Survey	A	10.00		\$ 646,586.00	10.00		\$ 668,328.00	0.033626	10.00		\$ 685,056.00	0.059497
AGS-221	Public Works-Planning, Design, and Constr	A	16.00		\$ 1,199,707.00	16.00		\$ 1,342,383.00	0.118926	16.00		\$ 1,383,417.00	0.153129
AGS-223	Office Leasing	A	4.00		\$ 10,313,034.00	4.00		\$ 10,343,694.00	0.002973	4.00		\$ 10,354,970.00	0.004066
AGS-231	Central Services -Custodial Services	A	119.00	1	\$ 18,116,692.00	119.00	1	\$ 18,547,029.00	0.023754	119.00	1.00	\$ 18,727,964.00	0.033741
AGS-232	Central Services-Grounds Maintenance	A	27.00		\$ 1,652,934.00	27.00		\$ 1,756,965.00	0.062937	27.00		\$ 1,795,233.00	0.086089
AGS-233	Central Services-Bldg Rep and Alt	A	33.00		\$ 2,899,534.00	33.00		\$ 3,071,008.00	0.059138	33.00		\$ 3,133,712.00	0.080764
AGS-240	State Procurement	A	22.00		\$ 1,126,903.00	22.00		\$ 1,264,525.00	0.122124	22.00		\$ 1,294,061.00	0.148334
AGS-807	Sch Rep and Mtnce, Neighbor Isle Dist	A	80.00		\$ 4,512,933.00	80.00		\$ 4,938,349.00	0.094266	80.00		\$ 5,074,671.00	0.124473
AGS-879	Office of Elections	A	16.50	8.44	\$ 2,602,271.00	16.50	8.44	\$ 3,176,922.00	0.220827	16.50	8.44	\$ 2,733,084.00	0.050269
AGS-881	State Foundation on Culture and the Arts	A	0.50		\$ 1,691,332.00	0.50		\$ 953,888.00	-0.43601	0.50		\$ 953,888.00	-0.43601
AGS-901	General Administrative Services	A	34.00		\$ 2,694,264.00	34.00		\$ 2,899,952.00	0.076343	34.00		\$ 2,960,114.00	0.098673
AGS-111	Archives-Records Management	B	1.00		\$ 418,320.00	2.00		\$ 505,920.00	0.209409	2.00		\$ 510,920.00	0.221362
AGS-130	Office of Information Mgt and Technology	B	7.00		\$ 1,200,000.00	7.00		\$ 1,265,000.00	0.054167	7.00		\$ 1,285,000.00	0.070833
AGS-131	Information Processing and Comm Services	B		1.00	\$ 150,000.00		1.00	\$ 158,578.00	0.057187		1.00	\$ 166,788.00	0.11192
AGS-231	Central Services -Custodial Services	B			\$ 58,744.00			\$ 58,744.00	0			\$ 58,744.00	0
AGS-881	State Foundation on Culture and the Arts	B	16.50		\$ 4,224,960.00	16.50		\$ 4,346,261.00	0.028711	16.50		\$ 4,386,488.00	0.038232
AGS-889	Spectator Events & Shows-Aloha Stadium	B	38.50	2.00	\$ 8,944,121.00	38.50	2.00	\$ 9,197,434.00	0.028322	38.50	2.00	\$ 9,264,861.00	0.03586
AGS-891	Wireless Enhanced 911 Board	B			\$ 9,000,000.00			\$ 9,000,000.00	0			\$ 9,000,000.00	0
AGS-879	Office of Elections	N	0.50	1.00	\$ 7,673,714.00	0.50	1.00	\$ 93,116.00	-0.98787	0.50	1.00	\$ 93,920.00	-0.98776
AGS-881	State Foundation on Culture and the Arts	N	5.00		\$ 1,306,936.00	5.00		\$ 735,691.00	-0.43709	5.00		\$ 747,039.00	-0.4284
AGS-881	State Foundation on Culture and the Arts	P						\$ 606,936.00	#DIV/0!			\$ 606,936.00	#DIV/0!
AGS-818	King Kamehameha Celebration Commission	T		1.00	\$ 57,874.00		1.00	\$ 61,550.00	0.063517		1.00	\$ 63,866.00	0.103535
AGS-871	Campaign Spending Commission	T	5.00		\$ 4,683,051.00	5.00		\$ 1,149,990.00	-0.75444	5.00		\$ 4,739,084.00	0.011965
AGS-130	Office of Information Mgt and Technology	U			\$ 25,000,000.00			\$ 25,000,000.00	0			\$ 25,000,000.00	0
AGS-131	Information Processing and Comm Services	U	33.00		\$ 3,312,584.00	33.00		\$ 3,312,584.00	0	33.00		\$ 3,312,584.00	0
AGS-211	Land Survey	U			\$ 285,000.00			\$ 285,000.00	0			\$ 285,000.00	0
AGS-223	Office Leasing	U			\$ 5,500,000.00			\$ 5,500,000.00	0			\$ 5,500,000.00	0
AGS-231	Central Services -Custodial Services	U			\$ 1,699,084.00			\$ 1,699,084.00	0			\$ 1,699,084.00	0
AGS-233	Central Services-Bldg Rep and Alt	U			\$ 100,000.00			\$ 100,000.00	0			\$ 100,000.00	0
AGS-807	Sch Rep and Mtnce, Neighbor Isle Dist	U			\$ 1,500,000.00			\$ 1,500,000.00	0			\$ 1,500,000.00	0
AGS-901	General Administrative Services	U	2.00		\$ 146,503.00	2.00		\$ 167,039.00	0.140175	2.00		\$ 177,895.00	0.214275
AGS-203	State Risk Mgmt and Insurance Administration	W	4.00		\$ 25,285,334.00	4.00		\$ 25,325,788.00	0.0016	4.00		\$ 25,339,382.00	0.002138
AGS-221	Public Works-Planning, Design, and Constr	W			\$ 4,000,000.00			\$ 4,000,000.00	0			\$ 4,000,000.00	0
AGS-244	Surplus Property Management	W	5.00		\$ 1,798,996.00	5.00		\$ 1,826,464.00	0.015269	5.00		\$ 1,836,624.00	0.020916
AGS-251	Automotive Management - Motor Pool	W	13.00		\$ 2,831,962.00	13.00		\$ 2,899,663.00	0.023906	13.00		\$ 2,918,605.00	0.030595
AGS-252	Automotive Management - Parking Control	W	27.00		\$ 3,591,830.00	27.00		\$ 3,671,012.00	0.022045	27.00		\$ 3,675,957.00	0.023422
			710.50	17.44	\$ 202,978,039.00	711.50	16.44	\$ 195,282,740.00		\$ 711.50	\$ 16.44	\$ 199,593,885.00	

Department of Accounting and General Services  
Budget Decisions

Table 4

Proj ID	Sub-Org	Description of Request	MDF	Initial Department Request FY16			MDF	Initial Department Request FY17			Budget & Finance Recommendation FY16			Budget & Finance Recommendation FY17			Governor's Decision FY16			Governor's Decision FY17		
				Pos (P)	Pos (T)	\$\$\$		Pos (P)	Pos (T)	\$\$\$	Pos (P)	Pos (T)	\$\$\$	Pos (P)	Pos (T)	\$\$\$	Pos (P)	Pos (T)	\$\$\$	Pos (P)	Pos (T)	\$\$\$
AGS-111	DA	Change MOF and Convert Temporary Digital Archives Position to Permanent	A		(1.00)	\$ (67,500)	A		(1.00)	\$ (67,500)		(1.00)	\$ (67,500)		(1.00)	\$ (67,500)		(1.00)	\$ (67,500)		(1.00)	\$ (67,500)
AGS-111	DA	Change MOF and Convert Temporary Digital Archives Position to Permanent	B	1.00		\$ 102,600	B	1.00		\$ 102,600	1.00		\$ 102,600	1.00		\$ 102,600	1.00		\$ 102,600	1.00		\$ 102,600
AGS-879	OA	Appropriation for Federally Funded Positions for Office of Elections	N			\$ 86,911	N			\$ 86,911			\$ 86,911			\$ 86,911			\$ 86,911			\$ 86,911
AGS-879	OA	Federal Fund Ceiling Adjustment for Office of Elections	N			\$ (7,673,714)	N			\$ (7,673,714)			\$ (7,673,714)			\$ (7,673,714)			\$ (7,673,714)			\$ (7,673,714)
AGS-881	LA	Federal Fund Ceiling Adjustment for State Foundation on Culture and the Arts	N			\$ (606,936)	N			\$ (606,936)			\$ (606,936)			\$ (606,936)			\$ (606,936)			\$ (606,936)
AGS-881	LA	Federal Fund Ceiling Adjustment for State Foundation on Culture and the Arts	P			\$ 606,936	P			\$ 606,936			\$ 606,936			\$ 606,936			\$ 606,936			\$ 606,936
AGS-131	EF	Additional Funds for Radio and Microwave Site Electric	A			\$ 25,000	A			\$ 72,000												
AGS-131	ED	Public Cloud Hosting Services	A			\$ 100,000	A			\$ 100,000												
AGS-131	EB	Datamart Operational Stability Improvements	A			\$ 500,000	A			\$ 150,000												
AGS-131	ED	SharePoint	A			\$ 250,000	A			\$ 235,000												
AGS-131	ED	Open Data	A			\$ 350,000	A			\$ 350,000												
AGS-131	EC	Data Entry Positions	A	2.00		\$ 35,064	A	2.00		\$ 70,128												
AGS-131	EF	Training	A			\$ 50,000	A			\$ 50,000												
AGS-111	DA	Convert Master Microfilm to Digital for Preservation and Access	A			\$ 67,500	A			\$ 67,500												
AGS-240	JA	Restoration of Funding to Fill Vacant Positions	A			\$ 80,000	A			\$ 80,000												
AGS-240	JA	Establish Acquisition Academy and Center on Excellence in the SPO	A	1.00		\$ 74,000	A	1.00		\$ 111,000												
AGS-240	JA	Funding to Fill Legislatively Mandated Board Position, Board Administrator	A	1.00		\$ 29,208	A	1.00		\$ 58,416												
AGS-881	LA	SFCA Grants/Community Development Thru the Arts	A			\$ 300,000	A			\$ 500,000												
AGS-879	OA	Additional Funds for a Voter Education Media Campaign	A			\$ 142,000	A															
AGS-879	OA	Statewide Voter Registration System	A	1.00		\$ 188,334	A	1.00		\$ 243,668												
AGS-892	QA	Position count and operating funds for Building Code Council	A	2.00		\$ 167,950	A	2.00		\$ 154,171												
AGS-223	IB	Request to Restore Abolished Position	U	1.00		\$ 37,283	U	1.00		\$ 77,174												
AGS-251	GA	Replacement Vehicles for Fleet	W			\$ 545,600	W			\$ 545,600												
AGS-891	PA	Position count for Enhanced 911 Board	B	2.00			B	2.00														
AGS-881	LA	Hawaii State Art Museum Positions	B	3.00		\$ 90,873	B	3.00		\$ 181,744												
AGS-130	EG	Recurring Carrier Circuit Costs for Redundant Network	A			\$ 3,000,000	A			\$ 3,500,000												
AGS-130	EG	Recurring Collocation Costs (Data and Telecom Centers)	A			\$ 1,000,000	A			\$ 1,500,000												
AGS-131	EG	Geospatial Information Systems	A			\$ 1,145,000	A			\$ 1,145,000												
AGS-130	EG	Content and Collaboration Applications	A	2.00		\$ 48,444	A	2.00		\$ 96,888												
					16.00	(1.00)	\$ 674,553			16.00	(1.00)	\$ 1,736,586			1.00	(1.00)	\$ (7,551,703)			1.00	(1.00)	\$ (7,551,703)

Department of Accounting and General Services  
Proposed Budget Reductions

Table 5

Prog ID	Sub-Org	Description of Reduction	Impact of Reduction	MOF	FY16			FY17			FY15	
					Pos (P)	Pos (T)	\$\$\$	Pos (P)	Pos (T)	\$\$\$	Restriction (Y/N)	
AGS-879	OA	Federal Fund Ceiling Adjustment for Office of Elections	NONE-Federal Fund Ceiling reduced to reflect the new Form FF.	N			\$ (7,673,714)				\$ (7,673,714)	N



Department of Accounting and General Services  
Proposed Budget Additions

Table 6

Prog ID	Sub-Org	Addition Type	Prog ID Priority	Dept-Wide Priority	Description of Addition	Justification	MOF	FY16				FY17		
								Pos (P)	Pos (T)	\$\$\$	Pos (P)	Pos (T)	\$\$\$	
AGS-111	DA	FC	1	1	Fringe Benefits for Digital Archives Position	Funding of Fringe Benefits need for the Conversion of the Digital Archives Position from Temporary General Fund to Permanent Special Fund	B			35,100.00			\$	35,100
AGS-879	OA	FF	1	1	Appropriation for Federally Funded Positions	Due to the change in reporting federal funds the ceiling was eliminated however this appropriation is needed to cover the 1.5 positions still funded from the existing federal grant.	N			86,911.00			\$	86,911

Department of Accounting and General Services  
FY15 Restrictions

Table 7

Prog ID	Sub-Org	MOF	Budgeted by Dept	Restriction	Difference Between Budgeted & Restricted	Percent Difference	Impact
AGS-101	CA	A	\$ 513,981	\$ 65,000	\$ 448,981	87.35%	<p>The reduction will impact our funding for consultant services needed to support the Financial Datamart System (Datamart). The Datamart is a custom financial portal developed by consultants, and contains data from the Financial Accounting and Management Information System (FAMIS) and Payroll System.</p> <p>On a weekly basis our consultants are called upon to provide critical maintenance and support, trouble shooting and resolving problems with the servers, network, system, software, database, security and data. Occasionally they are asked to make enhancements to improve performance, provide more functionality, and increase availability of data.</p> <p>Due to the technical nature of the Datamart, the state does not have the staff with the proper skill set, knowledge or expertise that are only available through our consultants.</p> <p>Without sufficient funding for consultant services, we will not be able to keep the Datamart up-to-date, accurate and operational. If FAMIS encounters problems, it can impact the daily updates to the Datamart. Our consultants are called to bring down the Datamart and perform the necessary update procedures. If this is not done in a timely manner, we may not be able to obtain that data again. This would forever compromise the data that is in the Datamart and will no longer be in sync with FAMIS making the data unreliable. When errors occur with the data, the consultants are called to analyze the software and data to identify and correct the errors. If we are unable to correct these errors, the data in the Datamart would be inaccurate. There are multiple factors that can affect the Datamart's ability to be operational, secure and online daily. The consultants perform routine maintenance and updates, as well as trouble shoot and resolve problems with the servers, network, system, software, database and security.</p>
							<p>The Datamart is the most widely used financial system in the State of Hawaii, with more than 1,200 users. The Datamart is used daily by all departments and agencies to obtain the most up-to-date financial and payroll information related to their departments and operations.</p> <p>Reducing the funds for consultant services needed to support the Datamart will impact all departments and agencies statewide. FAMIS is over thirty years old and provides limited online access to current and historical data. In addition to the Datamart being updated daily with the most current financial data from FAMIS, it also contains fourteen years of historical financial data and provides users with the ability to search, view online and download that data. Also, most of the reports from FAMIS that departments rely on have been converted to PDF documents that are only available from the Datamart.</p> <p>If the Datamart is not up-to-date, accurate and operational, departments will be impacted by their ability to monitor and manage their appropriations, allotments, cash balances, revenues, expenditures, encumbrances, projects, grants, etc. This will also impact their ability to provide accurate and timely financial information needed to respond to requests from management, auditors, legislature, and others, as well as the completion of the departmental financial statements and the Comprehensive Annual Financial Report (CAFR).</p>
							<p>The Payroll system is over forty years old and does not provide online access to current and historical data. The Datamart is updated each pay period with the most current payroll data from the Payroll system. The Datamart also contains the last ten years of historical payroll data and provides users with the ability to search, view online and download that data. Datamart provides departments with the ability to search and download detail payroll information on an individual or group of employees. Without the ability to download, sort and summarize payroll data, departments would need to resort to paper reports they receive every pay period, requiring more time, manpower, and cost.</p> <p>Recently the same consultant developed the Federal Award Management System (FAMS) which is integrated with and dependent on the Datamart. If the Datamart is down, FAMS will also not be accessible, and no one will have access to their Federal Awards information.</p>
AGS-102	CB	A	\$ 1,098,527	\$ 159,968	\$ 938,559	85.44%	<p>The program's turnaround time to certify contracts will increase from two to seven working days since this position prepares and distributes contract certifications. Delay in contract certifications will also affect departments' and agencies' ability to have contractors begin building/repairing/providing services for the State's infrastructure and the State's citizens. Further delays beyond the two to seven working days may occur if other expenditures and encumbrances are recorded prior to the recording of the contract encumbrances.</p>

Department of Accounting and General Services  
FY15 Restrictions

Table 7

<u>Prog ID</u>	<u>Sub-Org</u>	<u>MOF</u>	<u>Budgeted by Dept</u>	<u>Restriction</u>	<u>Difference Between Budgeted &amp; Restricted</u>	<u>Percent Difference</u>	<u>Impact</u>
							The maintenance of the employee designation of beneficiary forms which includes reviewing, filing and/or replacing of the forms will also be delayed. The lack of timely filing may result in deceased employees' families not receiving last pay and/or vacation pay needed to cover critical living expenses and could result in more time being spent (estimated average of 30 minutes per call to look at forms filed, forms not filed, and forms not reviewed to insure that the latest designation's information is given to the employing department.
							The loss of overtime could delay fiscal year closing and also could delay issuing the State's Form W-2 for the Executive, Legislative and its attached agencies, the Judiciary, Department of Education, University of Hawaii, Hawaii Health System Corporation, and the Office of Hawaiian Affairs. Delay in fiscal year closing could affect CAFR issuance and could negatively impact the State's ability to float bonds. Late issuance of the State's Form W-2 could result in IRS and/or State penalties for late filing since calendar year closing of the payroll records require substantial overtime by the Central Payroll staff.
							Reduction of current expenses such as maintenance of mailing equipment will affect the timely mailing of contractors', vendors', and third party payees' checks since the vendor will not be on call to repair the inserter and other mailing equipment.
AGS-103	CC	A	\$ 823,172	\$ 18,600	\$ 804,572	97.74%	The restriction was achieved through a reduction in personal services (\$11.8K) and other current expenses (\$6.8K). Overtime was reduced by approximately 13%. The program requires overtime due to spikes in work volume related to fiscal year-end, establishment of new fiscal year appropriations and allotments, and system purges (performed on weekends to minimize disruption to departments statewide).  The program significantly reduced its overtime from \$129.6K in fiscal year 2011 to \$39.8K in fiscal year 2015. This reduction was achieved through adding dedicated resources for the Comprehensive Annual Financial Report (CAFR), filling vacant positions, and streamlining processes. To meet the fiscal year 2015 restriction financial reconciliations and error resolutions were delayed.  Restoration of the \$11.8K in personal services is essential. Failure to restore funds will result in delay in vendor payments (due to delay in error resolution), fiscal year-end close, and CAFR issuance. Late vendor payments result in late fees and create a financial burden for the State's business partners. Inability to close fiscal year-end results in delay in opening the new fiscal year, delaying capital and operating spending by departments state-wide. In addition, fiscal year-end reports and reconciliations are the starting point for CAFR preparation; therefore, delays in fiscal year-end close and reconciliations delay CAFR issuance. Timely issuance of the CAFR is essential to maintaining a positive bond rating and minimizing the State's interest expense.  The reduction in other current expenses was achieved by eliminating training. Due to the highly technical nature of CAFR preparation, training is required to ensure that authoritative statements are reasonably interpreted and transactions are correctly recorded. Auditors consider their clients' competence to be a key internal control. Errors on the preparers'/reviewers' part cause inefficient re-work, delaying CAFR issuance and bringing into question the State's credibility. In addition, because auditors' testing is limited in scope, failure to properly train employees increases the risk of material mis-statement in the CAFR. Late issuance of and/or material mis-statement in the CAFR would impact the State's credit rating and significantly increase the State's interest expense.
AGS-104	BA	A	\$ 441,975	\$ 44,198	\$ 397,777	90.00%	The program's personal services category for FY 15 will be short \$22,177 due to the restriction. The program does not generate revenue to make up the deficit. If the deficit is not resolved, one Auditor (Internal) V position will need to be terminated by the end of the 3rd Qtr. The Program is responsible for 259 annual statutory audits. Due to resource constraints, one audit is conducted annually and the remaining 258 are completed on a cyclical basis. The impact of the restriction on the program's core responsibilities due to the termination of the Auditor (Internal) V position will be a reduction per fiscal year of 14 statutorily required audits completed on a cyclical basis that require 840 direct audit hours to complete. In addition, the elimination of one of four State departments not audited annually but on a cyclical basis that requires 500 direct audit hours to complete. The number of years between these State department audits will increase. Scheduling annually required audits on a delayed basis has its adverse effects. Because of inherent limitations in any system of internal controls, errors or irregularities may nevertheless occur and not be detected. Specific examples of limitations include, but are not limited to, resource constraints, unintentional errors, management override, circumvention by collusion, and poor judgment. Also, projection of any evaluation of the system to future periods or delays in audits is subject to the risk that procedures may become inadequate because of changes in conditions or the degree of compliance with the procedures may deteriorate.

Department of Accounting and General Services  
FY15 Restrictions

Table 7

Prog ID	Sub-Org	MOF	Budgeted by Dept	Restriction	Difference Between Budgeted & Restricted	Percent Difference	Impact
							Such conditions would adversely affect the State department or agency's (Department) ability to initiate, authorize, record, process, or report financial data reliably in accordance with State accounting and reporting procedures such that there is more than a remote likelihood that a misstatement of the Department's financial statements that is consequential will not be prevented or detected by the Department's internal control.
AGS-111	DA	A	\$ 867,572	\$ 86,758	\$ 780,814	90.00%	Inability to fill two staff positions will directly limit services to the public including doubling wait times for retrieval of records and increasing retrieval times for processing of requests including the certification of documents required for identity verification and legal proceedings from 3 days to 7 days. Restrictions will also impact the processing and uploading of records to the digital archives reducing the number of new records added by 30%. In FY 14, 400,000 users searched and viewed our online records. Limits services to state agencies for records management consultation, including reducing the development of new or revised records schedules by 75%. For the past 5 years staff reductions at the State Records Center has severely limited services, prompting two agencies, the Department of Transportation and OHA to hire their own records analysts. No funding for computer hardware or software and an unsustainable 60% reduction to other current expenses limiting all office supply purchases.
AGS-130	EG	A	\$ 15,090,969	\$ 1,509,096	\$ 13,581,873	90.00%	Maintain vacancy savings; restrict travel, training, supplies, subscriptions & dues, deferred non-essential projects such as phase 2 of payroll modernization project, merged disaster recovery and closure of compliance gaps components for the GPC into one project to reduce costs, used existing equipment and software to avoid purchasing new products for the TRAC project, leveraged combination of existing tools such as Sharepoint, websphere, java, in order to reduce costs while expanding the scope of the records management project.
AGS-131	EA	A	\$ 2,724,569	\$ 272,452	\$ 2,452,117	90.00%	Overall negative impacts to a variety of critical operational computer and network systems that jeopardize or halt statewide government and departmental operations, and services to the public. 1. Reduce or eliminate maintenance, vendor technical support and repair services for: cyber security systems; microwave radio systems; video conference center equipment; network security systems; AIX computing systems supporting DCCA and Tax; systems equipment for security virtual private networking and access control servers. 2. Reduce or eliminate software licenses for: various mainframe licenses to run central applications such as payroll, FAMIS, unemployment, child support, FMS for DOE, child protective services, vocational rehabilitation, warrant reconciliation, central warrant writer, and DOH applications; various licenses for security systems, tape systems, and databases; statewide Domino messaging service licenses; Lotus Notes user licenses. 3. Reduce or eliminate projects for: mainframe computer memory and data encryption; secure transport service; virtual private network security systems. 4. Reduce or eliminate technical training for staff to support critical operational equipment and computer and networking systems. 5. Vacancy savings and delay in hirings.
AGS-131	EB	A	\$ 2,086,472	\$ 208,648	\$ 1,877,824	90.00%	
AGS-131	EC	A	\$ 2,530,585	\$ 253,060	\$ 2,277,525	90.00%	
AGS-131	ED	A	\$ 1,220,111	\$ 148,258	\$ 1,071,853	87.85%	
AGS-131	EE	A	\$ 1,804,175	\$ 154,171	\$ 1,650,004	91.45%	
AGS-131	EF	A	\$ 3,562,733	\$ 356,275	\$ 3,206,458	90.00%	
AGS-211	HA	A	\$ 646,586	\$ 64,658	\$ 581,928	90.00%	Vacant Land Boundary Surveyor V position kept vacant to meet the 10% restriction. Keeping the position vacant will reduce the program's capacity to provide land surveys for state agencies. Approximately 40 survey requests for furnishing of maps and descriptions of all government and select private lands utilized by state agencies for executive orders, general leases, grant of easements, acquisitions, exchanges, transfer and sale of government lands will not be completed this year and we estimate that requests that are completed may be delayed up to 6 months.
AGS-221	IA	A	\$ 1,199,707	\$ 119,970	\$ 1,079,737	90.00%	General Funded positions are responsible for the execution and implementation of Capital Improvement Program projects for DAGS and other state agencies that do not have the licensed engineers, licensed architects and support staff to perform the work to plan, design, construct, renovate, and repair their buildings and facilities in order to meet health and safety requirements of those buildings for their occupants and the public. DAGS and those client state agencies to the program could be faced with significant project delays in their planning, implementation, design, construction, renovation, and repair phases of their projects. These delays could potentially inflate the current budgeted costs of those projects if management oversight and support provided by the General Funded positions is absent due to a "reduction in force" of existing staff in order to meet the 10% restriction. Positions impacted by 10% restriction could include Neighbor Island positions of which provide primary professional (licensed) technical oversight over construction management work and service level agreement (SLA) work for the Department of Education (DOE), Neighbor Island districts. Support provided to the DOE could be compromised and experience delayed response times and delayed project implementation. Construction costs in the form of change order costs could be escalated due to technical errors as a result from lack of consistent project oversight. Change orders could go from 6% or \$33 million to 30% or \$165 million based on the program's typical workload of \$550 million in design and construction projects. Staff would possibly need to be deployed

Department of Accounting and General Services  
FY15 Restrictions

Table 7

Prog ID	Sub-Org	MOF	Budgeted by Dept	Restriction	Difference Between Budgeted & Restricted	Percent Difference	Impact
							from Oahu to provide construction management support for Neighbor Island projects resulting in reduced productivity due to increase in staff travel and transit time to and from Oahu office to Neighbor Island project sites to and from the Neighbor Island District Offices. Oahu projects would not be monitored at an acceptable level with the additional burden the Oahu staff would take on in providing oversight for the Neighbor Island District projects.
AGS-223	IB	A	\$ 10,313,034	\$ 557,344	\$ 9,755,690	94.60%	The impact of this restriction is fatal and catastrophic to user departments whom we service, as they will ultimately be affected operationally and financially. To achieve this restriction, we will require that each user department contribute 10% of the general funds that we use to pay for their office leases. If the department is unable to, they will need to either consolidate offices or terminate leases. There is no simple, fair way to determine which leases get cancelled. The departments' option for housing their displaced program, is to relocate them into existing state or lease space. However, they will need to have funds to move physically, which could amount to approximately \$36,000 for an average sized office of 4,000 square feet. Consolidation of offices could result in employees filing union grievances for claims of overcrowding and hardships created by changes in location of the workplace. Also, there may be monetary penalties for terminating a lease prior to its expiration, as some leases require the payment of unamortized tenant improvement costs. Additionally, our negotiating ability will be diminished, as lessors who are impacted by premature cancellations may be hesitant in the future to agree to lease termination provisions which benefit the State. Overall, we must terminate four (4) office leases from our office inventory, or approximately 16,700 square feet which are 100% general funded by our leasing budget; or the equivalent of eight (8) leases amounting to approximately 33,400 square feet which are 50% funded, in order to meet this restriction. The termination or consolidation of leases will negatively impact user departments programmatically and financially, and cause disruption in the workplace. Some of the office leases are partially funded with federal matching funds based upon the State's lease expenditures. These departments could possibly lose their
							funding should these leases be terminated. Also, since various public services are provided from lease locations, closing these offices could mean that services would cease and negatively impact the health and safety of the program's clients and community.
AGS-231	FA	A	\$ 14,814,180	\$ 1,431,930	\$ 13,382,250	90.33%	The custodial program is tasked to provide a safe and conducive environment to conduct government transactions in assigned state buildings both for building occupants and the public. This is accomplished by providing custodial related functions like housekeeping services and air conditioning in these buildings. The FY15 restriction represents nearly 2 months of electricity bills, which currently average \$870,000 monthly. The impact of not providing air conditioning will result in health and safety concerns, in addition to grievances by the employee unions which could shut down the buildings. Electricity funds are expected to run out by May 2015 and could result in the air conditioning to be turned off in the buildings.
AGS-231	FB	A	\$ 1,144,963	\$ 114,496	\$ 1,030,467	90.00%	No vacancy savings in this program. May be required to reduce personnel by two positions. Total restriction has been applied to Operating 'U' account. A/C maintenance and repair requirements far exceed funding levels and have been deferred. Utility costs consume majority of budget. Janitorial services will decrease, A/C equipment will fail. Bathroom supplies will run out. Severe impact to health and safety of staff and public.
AGS-231	FC	A	\$ 1,029,768	\$ 132,978	\$ 896,790	87.09%	Reduction will limit the ability of the MDO to provide janitorial services to the various assigned public buildings. The budget for utilities will be reduced by approximately \$92,000 and budget for other expenses reduced by approximately \$41,000. Out-sourced cleaning services for the Lahaina Comprehensive Health Center will be terminated. Recycling services will be eliminated. Air conditioning times are being reduced and thermostat temperatures are being increased to save on electricity costs. Janitorial services to all facilities DAGS maintains will be reduced to cleaning restrooms and common areas. All employees will need to maintain their areas (cleaning and trash). State employees will suffer as working conditions may become uncomfortable at times due to warmer temperatures and uncleaned surfaces. Employees will be subject to potential risks such as poor indoor air quality, dust and bacteria associated buildings that are not clean. The State will be at risk of being issued health and safety violations from OSHA due to unsanitary conditions of the building. Flooring, especially carpets will become stained and be unsightly for both employees and public patrons. Restroom supplies will be limited to hand towels and toilet tissue. Bathroom facilities will need to be temporarily closed since all clogs/backups may not be responded to in a timely manner. Air conditioning may be shut down for extended periods of time if funding is not available for parts and labor.

Department of Accounting and General Services  
FY15 Restrictions

Table 7

Prog ID	Sub-Org	MOF	Budgeted by		Restriction	Difference Between Budgeted & Restricted	Percent Difference	Impact
			Dept					
AGS-231	FD	A	\$ 910,194	\$ 151,020	\$ 759,174	83.41%	The restriction will lead to a reduction of frequency of custodial services due to the lack of funds for necessary supplies. Custodial work that needs to be performed during non-business hours (i.e., stripping and waxing of floors, weedwacking and spraying in public areas, etc.) will need to be deferred due to unavailable funds. With the inaction on work that needs to be performed, the issues will worsen with time and will become much costlier to address. Conditions of floors will deteriorate due to the reduced maintenance. There will be less funds to cover unforeseen expenses such as emergencies or work that would require hiring of a contractor (e.g., trash pickups outside of the normal service contract, washing of windows unreachable by in-house janitors, emergency air conditioning and elevator repairs, etc.). To reduce energy consumption at the various State facilities due to less available funds for payment of utilities, air conditioning hours and temperatures will need to be adjusted to levels that have generated occupant complaints in the past.	
AGS-231	FW	A	\$ 217,587	\$ 21,758	\$ 195,829	90.00%	The Washington Place program includes the historic museum and the governors residence. The Washington Place budget includes a modest operating budget to run the museum and residence. The restriction of \$21,758 reduces funds which are used to initiate official functions at Washington Place. Generally each year Washington Place averages 80 functions which cost approximately \$350 per function. The reduction will result in more than half of the functions not being held and the loss of any revenue that would accompany the events.	
AGS-232	FE	A	\$ 1,366,317	\$ 136,632	\$ 1,229,685	90.00%	The grounds maintenance program is tasked to maintain grounds surrounding state office buildings by providing a variety of grounds maintenance services. The restriction of \$136,632 reduces funds to address emergency tree trimming and the removal of refuse from assigned state buildings when the programs refuse vehicle is down. Both concerns have health and safety impact and limits the program to respond timely. Injuries to the public and/or damage to private property could occur if diseased tree limbs/branches are not pro-actively removed via emergency tree trimming. Sanitation problems could occur if refuse is not removed from state buildings on a timely basis.	
AGS-232	FF	A	\$ 105,449	\$ 10,546	\$ 94,903	90.00%	No vacancy savings in this program. Service contracts fill in and consume over 50% of operating funds. Total restriction is being applied to Operating account 'B'. Only \$6,000 for the entire island over the remaining 11 months.	
AGS-232	FG	A	\$ 177,619	\$ 17,762	\$ 159,857	90.00%	Reduction will limit the ability of the MDO to provide groundskeeping services to the various assigned public buildings which include the DAGS baseyard, Department of Health, Department of Agriculture, Kahului Library, Makawao Library, Wailuku Library, Lahaina Library, Wailuku Health Center, Lahaina Comprehensive Health Center, Wailuku State Office Building #1 & #2, Kaunakakai State Office Building and Kahului Civic Center. Out-sourced groundskeeping services for the Lahaina Comprehensive Health Care facility will be eliminated. Tree trimming will be limited to coconut trees only at all facilities. Other tree trimming, including emergencies will need to be done by each user agency including the HSPLS, DoH and DoA. Groundskeeping at the DAGS baseyard, Department of Health, Department of Agriculture, Kahului Library, Makawao Library, Wailuku Library, Wailuku Health Center, Lahaina Comprehensive Health Center, Wailuku State Office Building #1 & #2, Kaunakakai State Office Building and Kahului Civic Center will be limited to cleaning up leaves, nuts, branches and rubbish. Mowing of lawns, trimming of hedges and shrubs, weed eating will only be done if there is a safety issue. Unmaintained grounds will be unsightly for the employees and public users of the buildings. Untrimmed trees (low hanging branches, branches growing into powerlines, dead hanging branches) will become a safety hazard to the employees and public users. All facilities under the care of DAGS will suffer the impacts as 3 Maui Groundskeepers will be responsible for 10 facilities that are located from Makawao to Central Maui to Lahaina.	
AGS-232	FH	A	\$ 3,549	\$ 354	\$ 3,195	90.03%	With the restriction, there are less available funds to adequately trim and maintain the major trees (i.e., Monkeypods, Albezias, etc.) which is required for the safety of the public. There will be less available funding to adequately purchase supplies to maintain the grounds at the public facilities as well. Mowing and weeding will be done less frequently which will eventually become a safety concern as the grass and weeds will be overgrown and may cause a tripping hazard.	

Department of Accounting and General Services  
FY15 Restrictions

Table 7

<u>Prog ID</u>	<u>Sub-Org</u>	<u>MOF</u>	<u>Budgeted by Dept</u>	<u>Restriction</u>	<u>Difference Between Budgeted &amp; Restricted</u>	<u>Percent Difference</u>	<u>Impact</u>
AGS-233	FK	A	\$ 2,538,903	\$ 253,890	\$ 2,285,013	90.00%	The Building Repairs and Alterations program is tasked to maintain buildings, public libraries, health centers by providing minor and selected major repairs, in addition to emergency repairs by removing unsafe barriers or conditions. The total restriction of \$253,890 reduces funds for building materials and supplies by \$131,418 and Building and Structures - Special Maintenance by \$122,472. Every effort will be made to reduce the impact on minor repairs, while the reduction in funds for Building and Structures (major repairs) will lose anywhere from 5 to 10 projects not being able to be bid out. These are projects that do not qualify for CIP funding such as repainting, recarpetting etc. and will have to be deferred which could result in higher costs in the future due to increase in repair scope.
AGS-233	FL	A	\$ 158,247	\$ 15,824	\$ 142,423	90.00%	No vacancy savings-only two employees in this program. Total restriction applied to Operating account 'B'. Program is underfunded for the amount of responsibility required. Repairs already being deferred for years.
AGS-233	FM	A	\$ 102,549	\$ 10,256	\$ 92,293	90.00%	With a reduced operating budget, sufficient materials will not be available to complete work orders. This will also limit the amount of work contracted out to help supplement our in-house staff to address work orders. Contracted out services will be reduced or eliminated. The MDO's production will be reduced by 75 work orders per year which is a reduction of 100% of the average production per year. Last fiscal year (13-14) the MDO completed 70 work orders. The backlog will increase from 261 work orders to 336 work orders. The State facilities, including the staff and public patrons, will ultimately suffer the impacts due to the lack of maintenance as noted above.
AGS-233	FN	A	\$ 99,835	\$ 9,984	\$ 89,851	90.00%	With a reduced operating budget, sufficient materials and supplies will not be available for R&A crews to complete work orders. This also limits the amount of work that can be contracted out to help supplement district trade staff in addressing work orders. Last fiscal year (13-14) the KDO completed 300 work orders. By the end of the fiscal year, the KDO's production will be reduced by 100 work orders which is a reduction of 33% of the average production per year. There will be significantly less funds available to cover unforeseen expenses such as emergencies or work that would require the hiring of a contractor. If an urgent need arises, tenants may be required to contract the work out themselves as DAGS may not have the resources required to respond to their requests. Some minor repairs will be deferred and go unaddressed entirely due to lack of funding. With the inaction on work that needs to be performed, problems will worsen with time and will become much costlier to address. The user agencies of DAGS facilities will ultimately suffer the impacts due to the lack of maintenance as noted above.
AGS-240	JA	A	\$ 1,126,903	\$ 112,690	\$ 1,014,213	90.00%	See attached.
AGS-807	FP	A	\$ 1,920,756	\$ 192,076	\$ 1,728,680	90.00%	Unable to fill any vacancies (4 total), baseyards will be understaffed. DOE U-fund reimbursements require DAGS expenditures up front. Utility costs are mostly fixed, as are basic office operations. Replacement of failing equipment is necessary to support decreased manpower. Will be a challenge to meet the performance standards of SLA. Applied total restriction to Operating account 'B', but will have some vacancy savings as retirement positions come open throughout the year.
AGS-807	FQ	A	\$ 1,496,362	\$ 119,636	\$ 1,376,726	92.00%	The MDO will not fill two vacant positions and the operating budget will be reduced by 32%. With a reduced operating budget, sufficient materials and equipment will not be available for R & M crews to complete work orders. This will also limit the amount of work contracted out to help supplement our R&M crews to address work orders. The MDO's production will be reduced by 1,200 work orders per year which is a reduction of 22% of the average production per year. Last fiscal year (13-14) the MDO completed 5,400 work orders. The backlog of work orders will increase by 10 weeks, from 1 month to 3.5 months. The school facilities, including the staff and students, will ultimately suffer the impacts due to the lack of maintenance as noted above.
AGS-807	FR	A	\$ 1,095,815	\$ 49,582	\$ 1,046,233	95.48%	With the restriction, the Kauai District Office (KDO) operating budget has been reduced by 25% and equipment budget reduced by 42%. All funding for overtime will be eliminated, which will severely impact the ability of the division to respond in the event of emergencies and disasters such as hurricanes and fires. With the significantly reduced operating and equipment budget, insufficient materials and equipment will be available for R&M crews to complete work orders. This will also limit the amount of work contracted out to help supplement district trade staff in addressing work orders. Last fiscal year (13-14) the KDO completed 2,400 work orders. By the end of the fiscal year, the KDO's production will be reduced by 400 work orders which is a reduction of 17% of the average production per year. The backlog of work orders will increase by two (2) months, from one (1) month to three (3) months. Some minor repairs will need to either be left for the school to perform using their own staff and operating funds, or may go unaddressed entirely. With inaction on work that needs to be performed, the problems will worsen with time and become much costlier to address. The school facilities, including the staff and students, will ultimately suffer the impacts due to the lack of maintenance as noted above.

Department of Accounting and General Services  
FY15 Restrictions

Table 7

<u>Prog ID</u>	<u>Sub-Org</u>	<u>MOF</u>	<u>Budgeted by Dept</u>	<u>Restriction</u>	<u>Difference Between Budgeted &amp; Restricted</u>	<u>Percent Difference</u>	<u>Impact</u>
AGS-879	OA	A	\$ 2,602,271	\$ 260,226	\$ 2,342,045	90.00%	The restrictions were partially achieved in Personal Services from a savings in a smaller number of election day officials that worked in the 2014 Elections. In addition, the restriction was applied to a reduction in spending in Other Current Expenses for election supplies and printing of materials at polling places.
AGS-881	LA	A	\$ 1,691,332	\$ 169,134	\$ 1,522,198	90.00%	Five Legislative grants in aid would be cut 10%; projects as proposed may need substantial revision to implement. Loss of SFCA Operating for admin (including funds for HCR167 planning for SFCA 50th anniversary), grants operating, arts education grant, Biennium Grants Program loses approximately \$50,000 from budget in FY 2014 -lowest budget in its 50-year history
AGS-901	AA	A	\$ 1,142,357	\$ 90,470	\$ 1,051,887	92.08%	The Deputy Comptroller is already under funded since half of the funds were eliminated by the Legislature since Fiscal Year 2011. The funds were never restored. The filling of the Deputy Comptroller's Secretary who provides private secretarial duties to the Deputy Comptroller will have to be delayed. Without this position, the Comptroller and Deputy Comptroller will have to share the remaining Secretary position between them.
AGS-901	AB	A	\$ 681,078	\$ 68,108	\$ 612,970	90.00%	Eliminating almost all of the overtime and one position will result in late vendor payments, errors in payroll submission, and reduced review of procurement compliance for pCard and vendor payments. The pre audit staff needs the overtime to process both payroll and vendor payments as 3 of the 5 staff (60%) have been hired in October and November, 2014. With the loss of one position the pre audit staff will be reduced by 20% to four. As a result, both payroll and vendor processing is at least 50% slower. Without the overtime and one less position, errors in payroll processing resulting in underpayments (late processing of overtime) or payroll overpayments will increase significantly as the priority will be to submit the payroll so that approximately 800 departmental employees can get paid on time. As overall department staff will be reduced at this level, payroll submission errors will occur and it is estimated that up to 10% or 1400 vendor payments annually will be late and result in interest payments. Currently less than 1% of vendor payments are late. Overtime is required periodically when there are large amounts of vendor payments to be paid and during the four monthly payroll deadlines.
AGS-901	AC	A	\$ 454,267	\$ 45,426	\$ 408,841	90.00%	A 10% reduction will result in a Reduction in Force of one filled position. Because Personal Services make up 98% of our budget, we would have no choice but to eliminate one position representing an 11% reduction in staffing. Additionally, Compensation for overtime will be limited to compensatory time only. Employees will have no option of cash payment for overtime work. This reduction would result in the elimination of our lowest priority program, specifically activities in the employment relations area. These activities were established to recognize employee achievement, service and contributions, develop a sense of fellowship and team spirit; provide an avenue for community involvement and contribution; provide feedback to employees, contribute to the efficiency and overall improvement of government services, and most importantly, to contribute positively to employee morale. These eliminated activities would include all Incentive and Services Award Committee (ISAC) activities such as Service and Awards Ceremony, Commitment to Excellence Program; DAGS Public Service Recognition Day, and DAGS Employee Fundraising event; DAGS Employee Christmas Party & Gift of Sharing; All Departmental sponsored Work Required, Safety and Special Interest Training; Leave Sharing Program; Employee Assistance coordination; management of employee training records; and other similar activities. As a result of previous budget cuts and staff reduction, we have already had to eliminate the DAGS semi-annual blood drive, First Aid Training, and Employee Wellness program. The elimination of our employee relations programs will require reassignment of some of these activities to other already understaffed Divisions to individually administer on their own and/or the discontinuation of these programs in DAGS. Obviously, the inability to devote quality time to the coordination of these activities, or the lack of these program activities' will have a demoralizing affect on our workforce. The Department will also be placed in a very precarious situation, creating significant liability risks because of the department's failure to adequately train supervisors and employees on critical employment and safety related issues.



Department of Accounting and General Services  
 FY15 Restrictions

Table 7

<u>Prog ID</u>	<u>Sub-Org</u>	<u>MOF</u>	<u>Budgeted by</u> <u>Dept</u>	<u>Restriction</u>	<u>Difference</u> <u>Between</u> <u>Budgeted &amp;</u> <u>Restricted</u>	<u>Percent Difference</u>	<u>Impact</u>
AGS-901	AE	A	\$ 416,562	\$ 41,656	\$ 374,906	90.00%	The restriction will result in eliminating one live body position. The level of service that our staff provide last fiscal year will be severely negatively impacted. Our main function is to maintain the computer application systems for our department. The major systems are the departmental financial system; statewide bond fund system; statewide inventory system; and Public Works Division's project tracking system. The first three systems are legacy mainframe systems that are approximately 40 years old. If there are application problems, the impact on the DAGS programs that use the systems will be as follows: late reconciliation of fiscal accounts; bond fund accounts not being current and up-to-date; unable to record or update Statewide inventory in a timely manner; unable to track current progress on CIP projects. Our other impacted functions include: Servicing trouble calls which average 30 a month; setting-up new IT equipment and maintaining the departmental website. On the public facing website, information such as Comptroller's Memorandums; Financial Reports; Legislative Reports; Building Code Council Agendas may on be posted in a timely manner. On the DAGS internal facing website, information on Procurement policies; Personnel policies; Internally used financial reports may not be posted in a timely manner.
TOTAL			\$ 80,221,031	\$ 7,474,890	\$ 72,746,141		

Department of Accounting and General Services  
 Emergency Appropriation Requests

Table 8

<u>Prog ID</u>	<u>Description of Request</u>	<u>Explanation of Request</u>	<u>MOF</u>	<u>Pos (P)</u>	<u>Pos (T)</u>	<u>\$\$\$</u>
NONE						

Department of Accounting and General Services  
 Expenditures Exceeding Appropriation Ceilings in FY14 and FY15

Table 9

<u>Prog ID</u>	<u>MOF</u>	<u>Date</u>	<u>Appropriation</u>	<u>Amount Exceeding Appropriation</u>	<u>Percent Exceeded</u>	<u>Reason for Exceeding Ceiling</u>	<u>Legal Authority</u>	<u>Recurring (Y/N)</u>	<u>GF Impact (Y/N)</u>
		NONE							

Department of Accounting and General Services  
 Intradepartmental Transfers in FY14 and FY15

Table 10

<u>Actual or Anticipated Date of Transfer</u>	<u>MOF</u>	<u>Pos (P)</u>	<u>Pos (T)</u>	<u>\$\$\$</u>	<u>From Prog ID</u>	<u>Percent of Program ID Appropriation Transferred From</u>	<u>To Prog ID</u>	<u>Percent of Receiving Program ID Appropriation</u>	<u>Reason for Transfer</u>	<u>Recurring (Y/N)</u>
5/22/2014	A			\$ 45,000	AGS-901	1.7%	AGS-221	3.8%	To cover payroll shortfalls	N

State Expending Agency	Program ID	Award Number	CFDA Number	Award Description	Awarding Federal Agency	Award Amount	Award Amount Allocated to the Pgm ID in Column B	State Appropriation Symbol	State Fund Match (If Any)	Contact Name	Contact Phone	Contact Email
DAGS	AGS130	1 PRPPR150088- 01-00	93.511	Grants to Support States in Health Insurance Rate Review-Cycle III	Dept. of Health and Human Services	\$2,877,329	\$2,877,329	S-15-500-M	0	Alfred Herrera	586-1930x547	<a href="mailto:alfred.herrera@hawaii.gov">alfred.herrera@hawaii.gov</a>
DAGS	AGS130	1 PRPPR150089- 01-00	93.511	Grants to Support States in Health Insurance Rate Review-Cycle IV	Dept. of Health and Human Services	\$1,179,000	\$1,179,000	S-15-501-M	0	Alfred Herrera	586-1930x547	<a href="mailto:alfred.herrera@hawaii.gov">alfred.herrera@hawaii.gov</a>
DAGS	AGS881	13-6100-2026	45.025	State partnership	National Endowment for the Arts (NEA)	\$641,900	\$641,900	S-14-203-M	\$641,900	Susan Naanos	586-0773	<a href="mailto:susan.naanos@hawaii.gov">susan.naanos@hawaii.gov</a>
DAGS	AGS881	14-6100-2031	45.025	State partnership	National Endowment for the Arts (NEA)	\$660,100	\$660,100	S-15-203-M	\$660,100	Susan Naanos	586-0773	<a href="mailto:susan.naanos@hawaii.gov">susan.naanos@hawaii.gov</a>

Department of Accounting and General Services  
Non-General Funds

Table 12

<u>Name of Fund</u>	<u>Purpose</u>	<u>Statutory Reference</u>	<u>MOF</u>	<u>Beginning FY15 Unencumbered Cash Balance</u>	<u>Estimated FY15 Revenues</u>	<u>Estimated FY15 Expenditures and Encumbrances</u>	<u>Estimated FY15 Net Transfers</u>	<u>Estimated FY15 Ending Unencumbered Cash Balance</u>	<u>Balance in Excess of Program Needs</u>
Central Services - Custodial Services	The fund is used to recoup operating costs incurred in providing janitorial services and utility consumption expenditures at facilities occupied by the DOT, DCCA, DOH, and PSD	Administratively Established	U	\$ -	\$ 1,699,084	\$ 1,699,084	\$ -	\$ -	\$ -
Surplus Federal Property Revolving Fund	The objective of the program is to reutilize federal and state property declared surplus or excess. The fund is maintained in an amount adequate to defray the costs of procuring, storing, handling, and disposing of surplus property donated to the State under any federal act or State rules making surplus federal and state property available.	Section 103D-1107, HRS	W	\$ 257,000	\$ 1,742,788	\$ 1,742,788		\$ 257,000	
Spectator Events & Shows - Aloha Stadium	The stadium special fund accounts for money collected by the Stadium Authority. The money collected is applied, used and disposed of for the purpose of maintaining, operating, and managing Aloha Stadium.	Section 109-3, HRS	B	\$ 4,637,131	\$ 7,058,200	\$ 7,258,200	\$ (2,500)	\$ 4,434,631	
Motor Vehicle Rental & Personal Car Mileage/CIP	CIP projects are assessed for transportation requirements for projects.	Section 107-1.5, HRS	W	\$ 106,746	\$ 80,000	\$ 100,000		\$ 86,746	
Office Leasing	To receive funds from other departments as reimbursements for office space lease rental payments to landlords, and for any tenant improvement costs for office build-outs, which were not in DAGS' budget.	Administratively Established	U	\$ -	\$ 5,500,000	\$ 5,500,000		\$ -	
Supplies, Services & Equipment for CIP Projects	CIP projects are assessed for supplies, services and equipment expended for CIP projects.	Section 107-1.5, HRS	W	\$ 188,966	\$ 215,000	\$ 225,000		\$ 178,966	
Public Works Accrued Vac/Sick Leave	To manage accrued vacation and sick leave benefit funds for non-general funded staff; to fund accrued vacation credits when an employee leaves or retires; to receive accrued vacation credits for project-funded staff transferring into the program.	Section 107-1.5, HRS	W	\$ 3,303	\$ 900,000	\$ 800,000		\$ 103,303	
Genrl Adm Svcs - Accounting & General Svcs	To receive funds from other divisions within the Department for implementing and providing management advisory services relating to recruitment activities, Return to Work program, employee work performance and conduct issues, and equal employment opportunity. To provide administrative services to the Wireless Enhanced 911 Board if a program administrator is not engaged.	Administratively Established	U	\$ -	\$ 146,503	\$ 146,503		\$ -	

Department of Accounting and General Services  
Non-General Funds

Table 12

<u>Name of Fund</u>	<u>Purpose</u>	<u>Statutory Reference</u>	<u>MOF</u>	<u>Beginning FY15 Unencumbered Cash Balance</u>	<u>Estimated FY15 Revenues</u>	<u>Estimated FY15 Expenditures and Encumbrances</u>	<u>Estimated FY15 Net Transfers</u>	<u>Estimated FY15 Ending Unencumbered Cash Balance</u>	<u>Balance in Excess of Program Needs</u>
Parking Control	Assess and collect parking fees, maintain parking facilities, make rules and regulations to control and restrict parking on lands controlled by the Comptroller, and enforce parking rules and regulations.	Section 107.11, HRS	W	\$ 1,843,767	\$ 3,956,599	\$ 3,656,731		\$ 2,143,635	
Stadium Manager's Discretionary Fund	The fund authorizes expenditures at the discretion of the stadium manager for promotion and other stadium purposes.	Administratively Established	B	\$ 628		\$ 2,500	\$ 2,500	\$ 628	
Works of Art Special Fund	To integrate art into the built environment.	8.5, HRS	B	\$ 7,923,823	\$ 3,150,000	\$ 4,224,960		\$ 6,848,863	
Motor Pool	Acquire, operate, repair, maintain, store, and dispose of state-owned vehicles assigned to the motor pool.	Section 105-11, HRS	W	\$ 1,559,757	\$ 2,540,705	\$ 2,881,624		\$ 1,218,838	
State Risk Management Revolving Fund	To fund the program's operating costs and to pay for the cost of the statewide property, excess liability, and crime insurance policies; fund the State's self-insured automobile program; pay informal claims against the State, and fund the payment of property claims within the insurance deductible.	Section 41D-4, HRS	W	\$ 17,554,635	\$ 15,394,503	\$ 16,625,000		\$ 16,324,138	
Information Processing Services	Reimbursement for work performed for Federal and Special funded programs.	Administratively Established	U	\$ 15,350	\$ 3,312,584	\$ 3,312,584		\$ 15,350	
Land Survey	To hire five (5) contract services positions which would enable the program to address the ongoing backlog.	Administratively Established	U	\$ -	\$ 285,000	\$ 285,000		\$ -	
Central Services - Custodial Services	Fund is used to reimburse the program for utility expenses associated with office/museum area assigned to the State Foundation on Culture and the Arts.	Administratively Established	B	\$ -	\$ 58,744	\$ 58,744		\$ -	
Central Services-Bldg Repairs & Alterations	Fund is used to recoup maintenance and repair costs incurred at the AAFES Building.	Act 134/13	U	\$ -	\$ 100,000	\$ 100,000		\$ -	
School R&M, Neighbor Island Districts	To provide additional unbudgeted services and support for the various public schools on the neighbor islands.	Act 178, SLH 2005	U	\$ -	\$ 1,500,000	\$ 1,500,000		\$ -	
Shared Services Technology Special Fund	Implements the information technology recommendations of Auditor's Report No. 09-06, establishes within the Office of the Governor a Chief Information Officer and information technology steering committee to organize, manage, and oversee statewide information technology governance.	SLH Act 200/10	B	\$ 1,105,493	\$ 1,200,000	\$ 1,200,000		\$ 1,105,493	
Access Hawaii Committee	To establish in the state treasury the Access Hawai'i Committee (AHC) special fund, into which shall be deposited \$8,000 per month administrative fees collected by ICSD from Hawaii Information Consortium, LLC for the purpose of supporting the AHC.	Act 101, SLH 2010	B	\$ 216,581	\$ 100,800	\$ 75,063		\$ 242,318	

Department of Accounting and General Services  
Non-General Funds

Table 12

<u>Name of Fund</u>	<u>Purpose</u>	<u>Statutory Reference</u>	<u>MOF</u>	<u>Beginning FY15 Unencumbered Cash Balance</u>	<u>Estimated FY15 Revenues</u>	<u>Estimated FY15 Expenditures and Encumbrances</u>	<u>Estimated FY15 Net Transfers</u>	<u>Estimated FY15 Ending Unencumbered Cash Balance</u>	<u>Balance in Excess of Program Needs</u>
Enhanced 911 Spl Fnd (Not S/T)	The purpose of the fund is to account for the collection of the surcharges from the wireless phone users and distribution of the funds to the Public Safety Answering Points (PSAPs) and wireless carriers to upgrade the 911 system to be able to identify and locate wireless 911 callers.	Section 138-3, HRS	B	\$ 12,504,198	\$ 9,100,000	\$ 8,941,337		\$ 12,662,861	
State Archives Preservation LT Access SF	To establish and manage a Digital Archives; to collect, protect, and preserve electronic records of enduring value and keep them accessible in a trustworthy, usable state for the good of the public.	Act 88 (SLH 2013)	B	\$ 404,549	\$ 404,549	\$ 418,320		\$ 390,778	
Employees Sequestered Funds	To accumulate monies garnished from employees' wages and to disburse as ordered by legal documents.	Section 653-11, HRS	T	\$ 55,191	\$ 55,000	\$ 55,000		\$ 55,191	
OHA Ceded Lands Proceeds	Established to record transfer of funds to the Office of Hawaiian Affairs (OHA).	Administratively	T	\$ -	\$ 20,855	\$ 20,855		\$ -	
Temporary Deposits - Administrative Services Office	The purpose of this trust fund is to account for the deposits of salary overpayment amounts collected from employees after the employee and the division have reached a mutual agreement regarding the repayment amount.	Administratively Established	T	\$ 13,872	\$ 5,000	\$ 3,000		\$ 15,872	
Temporary Deposits - Automotive Management	Establish and account for gate card deposit fees collected from parking assignees. Deposits are returned to assignees upon cancellation of the parking assignment and the return of the gate card.	Administratively Established	T	\$ 69,180	\$ 13,090	\$ 11,620		\$ 70,650	
State Foundation on Culture and the Arts	To support the SFCA in perpetuating culture and the arts in Hawaii. This is an account into which donations and private contributions, donations and Hawaii State Art Museum facility rental income are deposited.	Administratively Established	T	\$ 260,795	\$ 30,000	\$ 15,000		\$ 275,795	
Hawaii Election Campaign Fund	To administer the duties and responsibilities of the Campaign Spending Commission	HRS Section 11-421	T	\$ 2,538,669	\$ 210,000	\$ 1,000,000		\$ 1,748,669	
Stadium Authority's Account (Not in S/T)	This fund accounts for receipts from the sale of admission tickets for events held at Aloha Stadium, including any money deposited with the Authority by users to assure the payment of charges.	Section 109-6, HRS	T	\$ 240,722	\$ 2,100,000	\$ 2,100,000		\$ 240,722	
Payroll Clearance Public Works	Agency account which was established to facilitate processing of payroll for project-funded staff on a timely basis.	Administratively Established	T	\$ -	\$ 6,937,000	\$ 6,937,000		\$ -	



Department of Accounting and General Services  
Non-General Funds

Table 12

<u>Name of Fund</u>	<u>Purpose</u>	<u>Statutory Reference</u>	<u>MOF</u>	<u>Beginning FY15 Unencumbered Cash Balance</u>	<u>Estimated FY15 Revenues</u>	<u>Estimated FY15 Expenditures and Encumbrances</u>	<u>Estimated FY15 Net Transfers</u>	<u>Estimated FY15 Ending Unencumbered Cash Balance</u>	<u>Balance in Excess of Program Needs</u>
Captain Cook Memorial Fund	To acquire originals or facsimiles of books, pamphlets, documents, or other articles of historical value relating to the life of Captain James Cook or connected with the history, discovery, and exploration of the Hawaiian Islands. To publish books, documents, or pamphlets relating to above.	Section 6E-33, HRS	T	\$ 3,850	\$ -	\$ -		\$ 3,850	
Central Payroll Clearance	This trust account serves as a clearing account to facilitate the processing, disbursement and reconciliation of the State's payroll.	Administratively Established	T	\$ (66,468)	\$ 3,500,066,468	\$ 3,500,000,000		\$ -	
Kamehameha Day Celebration-Donation/Gift	Kamehameha I through culturally appropriate, culturally-relevant celebrations that are coordinated throughout various venues statewide.	Section 8-5, HRS	T	\$ 1,003	\$ -	\$ 57,874	\$ 57,874	\$ 1,003	
Temporary Deposits - Stadium Authority	This fund was established to temporarily hold scoreboard advertising receipts that will be subsequently distributed to the proper appropriation accounts.	Administratively Established	T	\$ 960,000	\$ 540,000	\$ -		\$ 1,500,000	
Nonpresentation of Warrants & Checks T/FD	This trust fund was established to pay claims on checks that were not presented for payment within the statutorily prescribed time. The balance at year-end is used to pay claims received in the subsequent year.	Section 40-68, HRS	T	\$ 500,000	\$ 240,000	\$ 240,000		\$ 500,000	
University of Hawaii Ticket Receipts	This fund was established to account for ticket receipts collected for events held at University of Hawaii facilities.	Administratively Established	T	\$ -	\$ 200	\$ 200		\$ -	
Donations for Voter Registration Drive	This fund was established in 1984 and managed by the Office of the Lieutenant Governor. At the time, the Lieutenant Governor served as the chief election officer. Since the lieutenant governor no longer serves as the chief election officer, the Office of Elections now manages the account. The funds are used for a voter registration campaign, educational programs, and the voter slogan contest.	Act 301, SLH 1983, Section 100	T	\$ 153	\$ -	\$ -		\$ 153	
Kamehameha Day Celebration-Donation/Gift	To commemorate the legacy of King Kamehameha I through culturally-appropriate, culturally-relevant celebrations that are coordinated throughout various venues statewide.	Section 8-5, HRS	T	\$ 34,993	\$ 200,510	\$ 100,000	\$ (57,874)	\$ 77,629	
Washington Place Trust Fund	The purpose of this trust fund is to receive and account for proceeds from the use of Washington Place.	Act 113, SLH 2013	T	\$ 23,143	\$ 15,000	\$ -		\$ 38,143	

Department of Accounting and General Services  
 Vacancy Report as of November 30, 2014

Table 13

Prog ID	Sub-Org	Date of Vacancy	Expected Fill Date	Position Number	Position Title	Exempt (Y/N)	SR Level	BU Code	Perm Temp (P/T)	FTE	MOF	Budgeted Amount	Actual Salary Last Paid	Authority to Hire (Y/N)	Occupied by 89 Day Hire (Y/N)	# of 89 Hire Appts	Describe if Filled by other Means	Priority # to Retain
AGS221	IA	11/24/14	01/01/15	10610	Engineer (Bldgs) V	N	SR26	23	P	1.00	C		\$ 60,012	Y	N			1
AGS221	IA	08/16/12	Pending	16870	Building Constr. Insp. II	N	SR19	3	P	1.00	C		\$ 54,012	Y	N			2
AGS221	IA	12/13/14	01/01/15	17040	Building Constr. Insp. II	N	SR19	3	P	1.00	C		\$ 56,172	Y	N			3
AGS221	IA	12/13/14	01/01/15	17050	Building Constr. Insp. II	N	SR19	3	P	1.00	C		\$ 42,684	Y	N			4
AGS221	IA	12/31/14	Pending	17053	Secretary II	N	SR14	3	P	1.00	A	\$44,388	\$ 44,388	Y	N			5
AGS221	IA	12/31/07	Pending	21622	Building Constr. Insp. II	N	SR19	3	P	1.00	C		\$ 51,936	Y	N			6
AGS221	IA	08/18/14	01/01/15	38711	Architect V / Engineer V	N	SR26	13	P	1.00	C		\$ 60,012	Y	N			7
AGS221	IA	12/31/14	01/01/15	44093	Engineer (Bldgs) V	N	SR26	13	P	1.00	C		\$ 82,140	Y	N			8
AGS111	DA	01/24/14	06/01/15	42719	Archivist IV	N	SR20	13	P	1.00	A	\$45,576	\$ 43,812	Y	N			9
AGS111	DA	08/27/14	02/01/15	12953	Office Assistant III	N	SR08	03	P	1.00	A	\$25,668	\$ 25,668	Y	N			10
AGS211	HA	03/03/14	Pending	2746	Land Boundary Surveyor V	N	SR26	23	P	1.00	A	\$67,488	\$ 67,512	Y	N			11
AGS211	HA	02/04/14	Pending	2758	Office Assistant III	N	SR08	63	P	1.00	A	\$31,212	\$ 31,212	Y	Y	1		12
AGS130	EG	07/01/13	02/01/15	120429	Sr. IT Project Manager	E	SRNA	73	P	1.00	B	\$110,244	\$ 110,244	Y	N			13
AGS130	EG	07/01/13	02/01/15	120431	Sr IT Security Mgr	E	SRNA	73	P	1.00	B	\$110,244	\$ 110,244	Y	N			14
AGS130	EG	11/01/14	03/01/15	120432	Sr IT Systems Analyst	E	SRNA	73	P	1.00	B	\$80,004	\$ 80,004	Y	N			15
AGS130	EG	n/a	02/01/15	120864	OIMT Payroll Project Coordinator	E	SRNA	73	T	1.00	A	\$60,000	\$ 60,000	Y	N		Temporary Assignment	16
AGS130	EG	n/a	02/01/15	120865	GIS Data Base Administrator	E	SRNA	73	T	1.00	A	\$60,000	\$ 60,000	Y	Y	1		17
AGS130	EG	11/01/14	03/01/15	120946	Senior Project Manager	E	SRNA	73	P	1.00	A	\$72,996	\$ 72,996	Y	N			18
AGS130	EG	11/01/14	02/01/15	120947	OIMT Administrative Assistant	E	SRNA	63	P	1.00	A	\$53,040	\$ 53,040	Y	N			19
AGS130	EG	11/01/14	03/01/15	120971	Senior Project Manager	E	SRNA	73	P	1.00	A	\$78,000	\$ 78,000	Y	N			20
AGS130	EG	11/01/14	02/01/15	121029	Senior Records Manager	E	SRNA	73	P	1.00	A	\$84,996	\$ 84,996	Y	N			21
AGS130	EG	11/01/14	02/01/15	121040	OIMT Office Assistant	E	SRNA	63	P	1.00	A	\$36,000	\$ 36,000	Y	N			22
AGS130	EG	11/01/14	03/01/15	121042	Senior Project Manager	E	SRNA	73	P	1.00	A	\$75,000	\$ 75,000	Y	N			23
AGS130	EG	03/06/14	02/01/15	121189	OIMT Secretary II	E	SRNA	63	P	1.00	A	\$32,424	\$ 32,424	Y	N			24
AGS130	EG	11/01/14	03/01/15	121190	Senior Project Manager	E	SRNA	73	P	1.00	A	\$72,996	\$ 72,996	Y	N			25
AGS130	EG	n/a	03/01/15	121191	Data Center Project Manager	E	SRNA	73	P	1.00	A	\$104,000	\$ 104,004	Y	N		Temporary Assignment	26
AGS130	EG	11/01/14	03/01/15	121193	Senior Project Manager	E	SRNA	73	P	1.00	A	\$72,996	\$ 72,996	Y	N			27
AGS130	EG	11/01/14	03/01/15	121194	Senior Project Manager	E	SRNA	73	P	1.00	A	\$65,004	\$ 65,004	Y	N			28
AGS130	EG	04/10/14	03/01/15	121248	OIMT Personnel Mgmt Specialist	E	SRNA	73	P	1.00	A	\$51,312	\$ 51,312	Y	Y	2		29
AGS130	EG	n/a	12/01/14	121427	OIMT Account Clerk	E	SRNA	63	P	1.00	A	\$33,756	\$ 33,756	Y	N			30
AGS130	EG	n/a	02/01/15	121428	OIMT Account Clerk	E	SRNA	63	P	1.00	A	\$31,212	\$ 31,212	Y	N			31
AGS130	EG	n/a	02/01/15	121434	Contracting and Procurement Specialist	E	SRNA	73	P	1.00	A	\$51,312	\$ 51,312	Y	N			32
AGS130	EG	n/a	12/02/14	121436	OIMT Procurement Specialist	E	SRNA	73	P	1.00	A	\$45,576	\$ 45,576	Y	N			33
AGS130	EG	n/a	02/01/15	121437	OIMT Procurement Specialist	E	SRNA	73	P	1.00	A	\$45,576	\$ 45,576	Y	N			34
AGS130	EG	n/a	02/01/15	121438	OIMT Procurement Specialist	E	SRNA	73	P	1.00	A	\$45,576	\$ 45,576	Y	N			35
AGS130	EG	n/a	02/01/15	121439	OIMT Contracting Assistant	E	SRNA	63	P	1.00	A	\$33,756	\$ 33,756	Y	N			36
AGS130	EG	n/a	02/01/15	121440	OIMT Office Assistant	E	SRNA	63	P	1.00	A	\$33,756	\$ 33,756	Y	N			37
AGS130	EG	n/a	02/01/15	94037M	Accountant IV	E	SRNA	73	P	1.00	A	\$45,576	\$ 45,576	Y	N			38
AGS130	EG	n/a	02/01/15	94039M	OIMT Program Budget Analyst IV	E	SRNA	73	P	1.00	A	\$45,576	\$ 45,576	Y	N			39
AGS131	EA	n/a	11/01/14	120406	Access HI Comm Portal Program Manager (ITS VII)	E	SR28	73	T	1.00	B	\$90,000	\$ -	Y	N			40

Department of Accounting and General Services  
Vacancy Report as of November 30, 2014

Table 13

Prog ID	Sub-Org	Date of Vacancy	Expected Fill Date	Position Number	Position Title	Exempt (Y/N)	SR Level	BU Code	Perm Temp (P/T)	FTE	MOF	Budgeted Amount	Actual Salary Last Paid	Authority to Hire (Y/N)	Occupied by 89 Day Hire (Y/N)	# of 89 Hire Appts	Describe if Filled by other Means	Priority # to Retain
AGS131	EA	04/18/11	12/01/14	37859	Information Technol Mgr	N			P		A	\$71,760	\$ 74,868	Y	N			41
AGS131	EB	10/20/14	12/01/14	39813	Information Technol Spclt VI Data Entry Supervisor I	N	SR26	13	P	1.00	A	\$67,908	\$ 67,512	Y	N			42
AGS131	EC	10/01/13	12/01/14	12647	(Computer Operator I)	N	SR12	3	P	1.00	A	\$42,684	\$ 44,412	Y	N			43
AGS131	EC	04/01/14	12/01/14	40588	Computer Operator II	N	SR15	4	P	1.00	A	\$33,756	\$ 35,064	Y	N			44
AGS131	EC	01/02/14	12/01/14	45428	Information Technol Spclt IV	N	SR22	13	P	1.00	A	\$47,412	\$ 49,308	Y	N			45
AGS131	EC	01/01/14	02/01/15	45591	Information Technol Spclt IV	N	SR22	13	P	1.00	A	\$67,488	\$ 70,188	Y	N			46
AGS131	ED	11/01/13	02/01/15	11492	Information Technol Mgr	N	EM05	35	P	1.00	A	\$74,868	\$ 77,868	Y	N			47
AGS131	ED	01/01/14	12/01/14	23496	Information Technol Spclt V	N	SR24	13	P	1.00	A	\$75,960	\$ 78,996	Y	N			48
AGS131	EE	07/01/14	02/01/15	44455	Information Technol Spclt VI	N	SR26	23	P	1.00	A	\$75,960	\$ 78,996	Y	N			49
AGS240	JA	11/29/12	2014	120808	Purchasing Specialist IV	N	SR22	93	P	1.00	A	\$32,319		Y	Y	2		50
AGS240	JA	07/08/14	2014	15016	Purchasing Specialist III	N	SR20	13	P	1.00	A	\$42,132	\$ 49,308	Y	N			51
AGS240	JA	11/03/14	2014	120848	Purchasing Specialist IV	N	SR22	13	P	1.00	A	\$25,546	\$ 51,300	Y	N			52
AGS240	JA	04/16/14	2014	120824	Purchasing Specialist III	N	SR20	73	P	1.00	A	\$29,877	\$ 40,548	Y	Y	1		53
AGS244	JC	12/31/10	2014	10486	Account Clerk III	N	SR11	3	P	1.00	W	\$28,836	\$ 42,684	Y	N			54
AGS244	JC	03/01/11	2014	10428	Heavy Truck Driver	N	BC07	1	P	1.00	W	\$39,972	\$ 39,972	Y	N			55
AGS233	FK	12/31/12	Unknown	12945	Central Services Administrator	N	ES02	35	P	1.00	A	\$122,472	\$ 122,472	Y	N			56
AGS233	FK	04/01/14	Pending	18923	Engineer V	N	SR26	13	P	1.00	A	\$55,500	\$ 57,720	Y	N			57
AGS231	FA	10/01/14	Pending	12619	Janitor II	N	BC02	1	P	1.00	A	\$35,256	\$ 34,560	Y	N			58
AGS231	FA	11/25/14	Pending	18991	Janitor II	N	BC02	1	P	1.00	A	\$35,256	\$ 35,256	Y	N			59
AGS231	FA	06/02/14	Pending	22557	Janitor II	N	BC02	1	P	1.00	A	\$35,256	\$ 34,560	Y	N			60
AGS807	FP	10/01/14	Pending	21150	Painter I	N	BC09	1	P	1.00	A	\$47,268	\$ 46,344	Y	N			61
AGS807	FP	07/01/12	Pending	120631	Plumber I	N	BC10	1	P	1.00	A	\$51,636		Y	N			62
AGS807	FQ	04/01/13	Pending	21408	Plumber I	N	BC10	1	P	1.00	A	\$51,636	\$ 46,236	Y	N			63
AGS807	FQ	08/16/11	Pending	21414	Building Maintenance Worker I	N	BC09	1	P	1.00	A	\$47,268	\$ 44,544	Y	N			64
AGS889	MA	01/01/10	ASAP	27943	Scoreboard Supervisor	N	SR17	4	P	0.50	B	\$18,258	\$ 18,258	Y	Y	2		65
AGS889	MA	03/01/12	ASAP	27949	Janitor II	N	BC02	1	P	1.00	B	\$33,228	\$ 33,228	Y	N			66
AGS889	MA	06/30/11	Pending	27957	Welder I	N	BC10	1	P	1.00	B	\$46,236	\$ 46,236	Y	N			67
AGS889	MA	07/01/05	Upon Reorg.	107518	Stad Swap Meet Trf & Pkg Coord	Y	SRNA	4	T	1.00	B	\$32,760	\$ 32,760	Y	N			68
AGS889	MA	07/01/13	ASAP	27955	Electrician II	N	WS10	1	P	1.00	B	\$48,960	\$ 48,960	Y	N			69
AGS889	MA	01/28/14	ASAP	27942	Asst. Stadium Events Manager	N	SR24	23	P	1.00	B	\$51,312	\$ 53,364	Y	N			70
AGS889	MA	01/01/14	ASAP	46301	Electrician I	N	BC10	1	P	1.00	B	\$49,320	\$ 47,160	Y	N			71
AGS881	LA	05/01/14	01/01/15	52290	Arts Program Specialist III	N	SR20	13	P	1.00	B	\$43,812	\$ 57,720	Y	Y	2		72
AGS879	OA	11/21/14	Pending	101164	Election Clerk	Y	SRNA	63	T	1.00	A	10,400	9.60/hr	Y	N			73
AGS879	OA	11/16/06	Pending	101887	Hotline Operator	Y	SRNA	63	T	1.00	A	4,000	8.95/hr	Y	N			74
AGS879	OA	12/15/06	Pending	105760	Election Clerk (P/T)	Y	SRNA	63	T	1.00	A	4,000	8.95/hr	Y	N			75
AGS879	OA	11/06/14	Pending	105763	Election Logistics Worker	Y	SRNA	61	T	1.00	A	8,064	\$ 19,584	Y	N			76
AGS879	OA	11/06/14	Pending	105765	Election Logistics Worker	Y	SRNA	61	T	1.00	A	8,000	\$ 19,584	Y	N			77
AGS879	OA	12/01/12	04/01/16	105928	Election Clerk	Y	SRNA	63	T	1.00	A	4,415	\$ 19,968	Y	N			78
AGS879	OA	11/30/14	04/01/16	105929	Hotline Operator	Y	SRNA	63	T	1.00	A	4,244	\$ 19,968	Y	N			79
AGS879	OA	10/31/14	04/01/16	105933	Hotline Operator	Y	SRNA	63	T	1.00	A	4,244	\$ 19,200	Y	N			80
AGS879	OA	11/20/06	05/15/14	106236	Hotline Operator	Y	SRNA	63	T	1.00	A	3,500	8.65/hr	Y	N			81
AGS879	OA	01/31/03	n/a	112427E	Administrative Assistant	Y	SRNA		T		A	\$0						82

Department of Accounting and General Services  
 Vacancy Report as of November 30, 2014

Table 13

<u>Prog ID</u>	<u>Sub-Org</u>	<u>Date of Vacancy</u>	<u>Expected Fill Date</u>	<u>Position Number</u>	<u>Position Title</u>	<u>Exempt (Y/N)</u>	<u>SR Level</u>	<u>BU Code</u>	<u>Perm Temp (P/T)</u>	<u>FTE</u>	<u>MOF</u>	<u>Budgeted Amount</u>	<u>Actual Salary Last Paid</u>	<u>Authority to Hire (Y/N)</u>	<u>Occupied by 89 Day Hire (Y/N)</u>	<u># of 89 Hire Appts</u>	<u>Describe if Filled by other Means</u>	<u>Priority # to Retain</u>
AGS879	OA	01/31/03	n/a	112428E	*General Technician	Y	SRNA		T		A	\$0						83
AGS879	OA	01/31/03	n/a	112429E	*General Technician	Y	SRNA		T		A	\$0						84

Department of Accounting and General Services  
Personnel Separations from July 1, 2013 to November 30, 2014

Table 14

Prog ID	Sub-Org	Separation Date	Position Number	Position Title	Exempt (Y/N)	SR Level	BU Code	T/P	MOF	Budgeted FTE	Budgeted Salary	Actual FTE	Actual Salary
AGS103	CC	12/31/2013	3554	Control Accounts Bookkeeper I	N	SR15	03	Perm	A	1.00	\$ 42,684	1.00	\$ 44,412
AGS103	CC	12/31/2013	22956	Control Accounts Bookkeeper I	N	SR15	03	Perm	A	1.00	\$ 48,048	1.00	\$ 49,932
AGS103	CC	3/31/2014	22956	Control Accounts Bookkeeper I	N	SR15	03	Perm	A	1.00	\$ 48,048	1.00	\$ 44,412
AGS111	DA	8/27/2014	12953	Office Assistant III	N	SR08	03	Perm	A	1.00	\$ 25,668	1.00	\$ 25,668
AGS111	DA	12/31/2013	42719	Archivist III	N	SR20	13	Perm	A	1.00	\$ 45,576	1.00	\$ 43,812
AGS111	DA	5/16/2014	42719	Archivist III	N	SR20	73	Perm	A	1.00	\$ 45,576	1.00	21.06/hr
AGS111	DA	8/22/2014	42719	Archivist III	N	SR20	73	Perm	A	1.00	\$ 45,576	1.00	21.06/hr
AGS111	DA	6/30/2014	120819*	Digital Archives Specialist	Y	SRNA	73	Temp	A	1.00		1.00	36.52/hr
AGS111	DA	5/16/2014	120820*	Digital Archives Specialist	Y	SRNA	73	Temp	A	1.00		1.00	17.32/hr
AGS111	DA	5/16/2014	120821*	Digital Archives Specialist	Y	SRNA	73	Temp	A	1.00		1.00	21.91/hr
AGS130	EG	4/4/2014	120430	Senior Communications Manager	y	SRNA	73	Perm	A	1.00	\$ 73,500	1.00	35.30/hr
AGS130	EG	7/3/2014	120430	Senior Communications Manager	y	SRNA	73	Perm	A	1.00	\$ 73,500	1.00	35.30/hr
AGS130	EG	9/30/2014	120430	Senior Communications Manager	y	SRNA	73	Perm	A	1.00	\$ 73,500	1.00	35.30/hr
AGS130	EG	10/31/2014	120432	Senior IT Systems Analyst	Y	SRNA	73	Perm	B	1.00	\$ 110,244	1.00	\$ 80,004
AGS130	EG	7/31/2013	120865	GIS Data Base Administrator	Y	SRNA	73	Temp	A	1.00	\$ 65,000	1.00	\$ 53,040
AGS130	EG	10/31/2014	120865	GIS Data Base Administrator	Y	SRNA	73	Temp	A	1.00	\$ 65,000	1.00	\$ 65,004
AGS130	EG	10/31/2014	120946	Senior Project Manager	Y	SRNA	73	Perm	A	1.00	\$ 75,000	1.00	\$ 72,996
AGS130	EG	10/31/2014	120947	OIMT Administrative Assistant	Y	SRNA	63	Perm	A	1.00	\$ 57,000	1.00	\$ 53,040
AGS130	EG	7/25/2014	120971	Senior Project Manager	Y	SRNA	73	Perm	A	1.00	\$ 75,000	1.00	\$ 64,994
AGS130	EG	10/31/2014	120971	Senior Project Manager	Y	SRNA	73	Perm	A	1.00	\$ 75,000	1.00	\$ 78,000
AGS130	EG	10/31/2014	121029	Senior Records Manager	Y	SRNA	73	Perm	A	1.00	\$ 89,000	1.00	\$ 84,996
AGS130	EG	10/31/2014	121040	OIMT Office Assistant	Y	SRNA	63	Perm	A	1.00	\$ 27,756	1.00	\$ 36,000
AGS130	EG	10/31/2014	121042	Senior Project Manager	Y	SRNA	73	Perm	A	1.00	\$ 75,000	1.00	\$ 75,000
AGS130	EG	10/31/2014	121190	Senior Project Manager	Y	SRNA	73	Perm	A	1.00	\$ 75,000	1.00	\$ 72,996
AGS130	EG	10/31/2014	121193	Senior Project Manager	Y	SRNA	73	Perm	A	1.00	\$ 75,000	1.00	\$ 72,996
AGS130	EG	10/31/2014	121194	Senior Project Manager	Y	SRNA	73	Perm	A	1.00	\$ 75,000	1.00	\$ 65,004
AGS131	EA	11/22/2013	37859	Information Technol Mgr		EM05	35	Perm	A	1.00	\$ 71,760	1.00	35.88/hr
AGS131	EA	10/15/2013	39577	Secretary III		SR16	63	Perm	A	1.00	\$ 39,480	1.00	\$ 41,040
AGS131	EA	2/17/2014	120418	Chief Information Officer	y	SRNA	93	Perm	B	1.00	\$ 188,688	1.00	\$ 188,688
AGS131	EA	12/6/2013	120429	Senior IT Project Manager	y	SRNA	73	Perm	B	1.00	\$ 73,000	1.00	\$ 73,000
AGS131	EA	8/23/2013	120458	Assistant Administrator (Vice)		EM06	35	Vicing	A			1.00	36.22/hr
AGS131	EA	7/15/2013	120656	Information Technol Spclt IV		SR22	13	Perm	A	1.00	\$ 45,576	1.00	\$ 45,576
AGS131	EB	10/17/2014	39813	Information Technol Spclt VI		SR26	13	Perm	A	1.00	\$ 62,424	1.00	\$ 67,512
AGS131	EC	7/1/2013	27469	Computer Operator II		SR15	03	Perm	A	1.00	\$ 37,968	1.00	\$ 37,968
AGS131	EC	9/15/2013	27570	Data Processing Control Clk I		SR12	03	Perm	A	1.00	\$ 31,212	1.00	\$ 32,424
AGS131	EC	3/31/2014	40588	Computer Operator II		SR15	03	Perm	A	1.00	\$ 33,756	1.00	\$ 35,064
AGS131	EC	7/1/2013	40648	Information Technol Spclt VI		SR26	23	Perm	A	1.00	\$ 73,044	1.00	\$ 73,044
AGS131	EC	1/2/2014	45428	Information Technol Spclt IV		SR22	13	Perm	A	1.00	\$ 47,412	1.00	\$ 49,308

Department of Accounting and General Services  
Personnel Separations from July 1, 2013 to November 30, 2014

Table 14

<u>Prog ID</u>	<u>Sub-Org</u>	<u>Separation Date</u>	<u>Position Number</u>	<u>Position Title</u>	<u>Exempt (Y/N)</u>	<u>SR Level</u>	<u>BU Code</u>	<u>T/P</u>	<u>MOF</u>	<u>Budgeted FTE</u>	<u>Budgeted Salary</u>	<u>Actual FTE</u>	<u>Actual Salary</u>
AGS131	EC	12/31/2013	45591	Information Technol Spclt IV		SR22	13	Perm	A	1.00	\$ 67,488	1.00	\$ 70,188
AGS131	EC	8/26/2013	120508	Office Assistant IV		SR10	03	Perm	A	1.00	\$ 30,038	1.00	\$ 28,836
AGS131	ED	10/31/2013	11492	Information Technol Mgr		EM05	35	Perm	A	1.00	\$ 74,868	1.00	\$ 77,868
AGS131	ED	12/31/2013	23496	Information Technol Spclt VI		SR24	13	Perm	A	1.00	\$ 75,960	1.00	\$ 78,996
AGS131	EE	6/30/2014	44455	Information TecnoL Spclt VI		SR26	23	Perm	A	1.00	\$ 75,960	1.00	\$ 78,996
AGS211	HA	12/31/2013	2742	Land Survey Administrator Asst.		EM05	35	Perm	A	1.00	\$ 85,572	1.00	\$ 88,992
AGS211	HA	9/26/2014	2746	Land Boundary Surveyor I		SR18	73	Perm	A	1.00	\$ 64,920	1.00	19.49/hr
AGS211	HA	8/28/2014	2758	Office Assistant III		SR08	63	Perm	A	1.00	\$ 30,036	1.00	12.34/hr
AGS211	HA	7/3/2013	120941	Office Assistant III (Vicing)		SR08	63	Vicing	A			1.00	12.34/hr
AGS221	IA	7/31/2013	43356	Engineer V		SR26	13	Perm	A	1.00	\$ 78,984	1.00	\$ 78,984
AGS221	IA	11/21/2014	10610**	Engineer V		SR26	23	Perm	CIP	1.00		1.00	\$ 60,012
AGS221	IA	6/30/2014	116798**	Architect V		SR26	23	Perm	CIP	1.00		1.00	\$ 62,424
AGS221	IA	12/1/2013	118873**	Engineer V		SR26	13	Perm	CIP	1.00		1.00	\$ 57,720
AGS221	IA	7/31/2013	118987**	Student Intern Prof I		SR13	73	Perm	CIP	1.00		1.00	15.42/hr
AGS221	IA	7/15/2014	17223**	Account Clerk III		SR11	03	Perm	CIP	1.00		1.00	\$ 31,236
AGS221	IA	8/17/2014	38711**	Architect V		SR26	13	Perm	CIP	1.00		1.00	\$ 60,012
AGS221	IA	5/15/2014	48137**	Account Clerk IV		SR13	03	Perm	CIP	1.00		1.00	\$ 37,968
AGS231	FA	3/31/2014	1259	Janitor II		BC02	01	Perm	A	1.00	\$ 33,228	1.00	\$ 33,888
AGS231	FA	5/1/2014	1346	Janitor II		BC02	01	Perm	A	1.00	\$ 33,228	1.00	\$ 34,560
AGS231	FA	10/1/2014	12619	Janitor II		BC02	01	Perm	A	1.00	\$ 33,228	1.00	\$ 34,560
AGS231	FA	9/10/2013	15292	Janitor II		BC02	01	Perm	A	1.00	\$ 33,228	1.00	\$ 33,888
AGS231	FA	5/1/2014	18551	Janitor II		BC02	01	Perm	A	1.00	\$ 33,228	1.00	\$ 34,560
AGS231	FA	6/15/2014	18991	Janitor II		BC02	01	Perm	A	1.00	\$ 33,228	1.00	\$ 34,560
AGS231	FA	8/11/2014	18991	Janitor II		BC02	01	Perm	A	1.00	\$ 33,228	1.00	\$ 34,560
AGS231	FA	11/24/2014	18991	Janitor II		BC02	01	Perm	A	1.00	\$ 33,228	1.00	\$ 35,256
AGS231	FA	5/30/2014	22557	Janitor II		BC02	01	Perm	A	1.00	\$ 33,228	1.00	\$ 34,560
AGS231	FA	4/30/2014	27141	Janitor II		BC02	01	Perm	A	1.00	\$ 33,228	1.00	\$ 34,560
AGS231	FA	10/3/2013	52308	Janitor II		BC02	01	Perm	A	1.00	\$ 33,228	1.00	\$ 33,888
AGS231	FA	5/30/2014	55077	Janitor II		BC02	01	Perm	A	1.00	\$ 33,228	1.00	\$ 34,560
AGS231	FA	11/28/2014	120442	Janitor II (Vicing)		BC02	01	Vicing	A			1.00	\$ 35,256
AGS231	FB	10/16/2013	15726	Janitor II		BC02	01	Perm	A	1.00	\$ 33,228	1.00	\$ 33,888
AGS232	FE	10/4/2013	21598	Groundskeeper I		BC02	01	Perm	A	1.00	\$ 33,228	1.00	\$ 33,888
AGS232	FE	3/31/2014	110527	Groundskeeper I		BC02	01	Perm	A	1.00	\$ 33,228	1.00	\$ 34,560
AGS232	FE	3/31/2014	118108	Groundskeeper I		BC02	01	Perm	A	1.00	\$ 33,228	1.00	\$ 34,560
AGS232	FG	7/1/2013	13372	Groundskeeper I		BC02	01	Perm	A	1.00	\$ 33,228	1.00	\$ 33,228
AGS232	FG	8/15/2013	48156	Groundskeeper I		BC02	01	Perm	A	1.00	\$ 33,228	1.00	\$ 33,228
AGS233	FK	3/31/2014	18923	Engineer V		SR26	13	Perm	A	1.00	\$ 55,500	1.00	\$ 57,720
AGS233	FM	9/5/2013	46917	Carpenter I		BC09	61	Perm	A	1.00	\$ 44,544	1.00	21.42/hr
AGS240	JA	7/31/2013	12523	State Procurement Asst Admr		EM07	35	Perm	A	1.00	\$ 82,500	1.00	\$ 85,800

Department of Accounting and General Services  
Personnel Separations from July 1, 2013 to November 30, 2014

Table 14

<u>Prog ID</u>	<u>Sub-Org</u>	<u>Separation Date</u>	<u>Position Number</u>	<u>Position Title</u>	<u>Exempt (Y/N)</u>	<u>SR Level</u>	<u>BU Code</u>	<u>T/P</u>	<u>MOF</u>	<u>Budgeted FTE</u>	<u>Budgeted Salary</u>	<u>Actual FTE</u>	<u>Actual Salary</u>
AGS240	JA	8/15/2013	12950	General Professional V		SR24	73	Perm	A	1.00	\$ 51,312	1.00	24.67/hr
AGS240	JA	1/3/2014	12957	Purchasing Spclt IV		SR22	13	Perm	A	1.00	\$ 47,412	1.00	\$ 49,308
AGS240	JA	3/1/2014	12958	Office Assistant III		SR08	03	Perm	A	1.00	\$ 37,968	1.00	\$ 39,480
AGS240	JA	7/7/2014	15016	Purchasing Specialist III		SR20	13	Perm	A	1.00	\$ 42,132	1.00	\$ 45,576
AGS240	JA	1/3/2014	15018	Purchasing Spclt IV		SR22	13	Perm	A	1.00	\$ 51,312	1.00	\$ 53,364
AGS240	JA	10/31/2013	102616	State Procurement Administrator	Y	SRNA	00	Perm	A	1.00	\$ 85,524	1.00	\$ 116,172
AGS240	JA	10/15/2013	102618	Purchasing Specialist	Y	SRNA	73	Perm	A	1.00	\$ 51,312	1.00	\$ 69,900
AGS240	JA	10/31/2013	103254	Private Secretary	Y	SRNA	63	Perm	A	1.00	\$ 68,388	1.00	\$ 71,112
AGS240	JA	11/3/2014	120848	Purchasing Spclt IV		SR22	13	Perm	A	1.00	\$ 25,546	1.00	\$ 51,300
AGS251	GA	7/1/2013	13901	Automotive Technician I		BC11	01	Perm	W	1.00	\$ 47,928	1.00	\$ 47,928
AGS252	GB	4/8/2014	26869	Office Assistant III		SR08	03	Perm	W	1.00	\$ 25,668	1.00	\$ 26,700
AGS252	GB	10/3/2013	48118	Parking & Security Officer II		SR10	03	Perm	W	1.00	\$ 26,700	1.00	\$ 28,836
AGS252	GB	8/18/2014	48118	Parking & Security Officer I		SR09	03	Perm	W	1.00	\$ 26,700	1.00	\$ 27,768
AGS252	GB	8/5/2013	48119	Automated Sysys Equip Tech I		BC14	01	Perm	W	0.50	\$ 26,766	0.50	\$ 26,766
AGS251	GA	8/5/2013	48119	Automated Sysys Equip Tech I		BC14	01	Perm	W	0.50	\$ 26,766	0.50	\$ 26,766
AGS807	FP	10/1/2014	21146	Painter I		WS09	01	Perm	A	1.00	\$ 47,268	1.00	\$ 49,176
AGS807	FP	7/1/2013	21150	Painter I		BC09	01	Perm	A	1.00	\$ 44,544	1.00	\$ 44,544
AGS807	FP	9/30/2014	21150	Painter I		BC09	01	Perm	A	1.00	\$ 44,544	1.00	\$ 46,344
AGS807	FQ	12/31/2013	21389	Engineer V		SR26	23	Perm	A	1.00	\$ 64,920	1.00	\$ 82,140
AGS807	FQ	4/15/2014	39455	Office Assistant III		SR08	03	Perm	A	1.00	\$ 30,036	1.00	\$ 31,212
AGS879	OA	3/15/2014	101159	Election Assistant (VS)	Y	SRNA	63	Perm	A	1.00	\$ 32,364	1.00	\$ 32,364
AGS879	OA	12/31/2013	101160	Election Specialist (ESS)	Y	SRNA	63	Perm	A	1.00	\$ 29,952	1.00	\$ 29,952
AGS879	OA	9/20/2014	101160	Election Specialist	Y	SRNA	63	Perm	A	1.00	\$ 29,952	1.00	\$ 31,152
AGS879	OA	1/14/2014	101163	Warehouse Supervisor	Y	SRNA	61	Perm	A	1.00	\$ 29,800	1.00	\$ 30,396
AGS879	OA	11/21/2014	101164	Election Clerk	Y	SRNA	63	Temp	A	0.50	\$ 10,400	1.00	9.60/hr
AGS879	OA	7/25/2014	101885	Election Specialist (CCOP)	Y	SRNA	63	Temp	A	0.50	\$ 13,140	1.00	\$ 29,208
AGS879	OA	11/6/2014	105763	Election Logistics Worker	Y	SRNA	61	Temp	A	0.42	\$ 8,064	1.00	\$ 19,584
AGS879	OA	11/6/2014	105765	Election Logistics Worker	Y	SRNA	61	Temp	A	0.42	\$ 8,000	1.00	\$ 19,584
AGS879	OA	2/17/2014	105766	Election Logistics Worker	Y	SRNA	61	Perm	A	1.00	\$ 29,330	1.00	\$ 25,404
AGS879	OA	11/30/2014	105929	Hotline Operator	Y	SRNA	63	Temp	A	0.21	\$ 4,244	1.00	\$ 19,968
AGS879	OA	10/31/2014	105933	Hotline Operator	Y	SRNA	63	Temp	A	0.21	\$ 4,244	1.00	\$ 19,200
AGS879	OA	9/30/2013	106053	Election Specialist (CCOP)	Y	SRNA	63	Perm	A	0.50	\$ 11,826	0.50	\$ 22,750
AGS879	OA	9/30/2013	106053	Election Specialist (CCOP)	Y	SRNA	63	Perm	A	0.50	\$ 11,826	0.50	\$ 22,750
AGS879	OA	10/25/2013	121019	Secretary III (Vicing)		SR16	63	Vicing	A			1.00	16.86/hr
AGS881	LA	7/5/2013	27869	Arts Program Specialist IV		SR22	13	Perm	B	1.00	\$ 45,576	1.00	\$ 45,576
AGS881	LA	2/5/2014	52287	Arts Program Specialist II		SR18	13	Perm	B	1.00	\$ 42,132	1.00	\$ 43,812
AGS881	LA	11/6/2014	52287	Arts Program Specialist II		SR18	73	Perm	B	1.00	\$ 42,132	1.00	19.49/hr
AGS881	LA	12/31/2013	100256	Executive Director	Y	SRNA	93	Perm	A	0.50	\$ 48,510	0.50	\$ 50,448
AGS881	LA	12/31/2013	100256	Executive Director	Y	SRNA	93	Perm	N	0.50	\$ 48,510	0.50	\$ 50,448

Department of Accounting and General Services  
Personnel Separations from July 1, 2013 to November 30, 2014

Table 14

<u>Prog ID</u>	<u>Sub-Org</u>	<u>Separation Date</u>	<u>Position Number</u>	<u>Position Title</u>	<u>Exempt (Y/N)</u>	<u>SR Level</u>	<u>BU Code</u>	<u>T/P</u>	<u>MOF</u>	<u>Budgeted FTE</u>	<u>Budgeted Salary</u>	<u>Actual FTE</u>	<u>Actual Salary</u>
AGS889	MA	1/27/2014	27942	Assistant Stadium Events Manager		SR24	23	Perm	B	1.00	\$ 51,312	1.00	\$ 53,364
AGS889	MA	9/13/2013	27944	Engineer VI		SR28	93	Perm	B	1.00	\$ 62,424	1.00	30.01/hr
AGS889	MA	12/13/2013	27944	Engineer VI		SR28	93	Perm	B	1.00	\$ 62,424	1.00	30.01/hr
AGS889	MA	3/14/2014	27944	Engineer VI		SR28	93	Perm	B	1.00	\$ 62,424	1.00	30.01/hr
AGS889	MA	6/13/2014	27944	Engineer VI		SR28	93	Perm	B	1.00	\$ 62,424	1.00	31.21/hr
AGS889	MA	8/8/2014	27944	Engineer VI		SR28	93	Perm	B	1.00	\$ 62,424	1.00	31.21/hr
AGS889	MA	7/1/2013	27955	Electrician II		WS10	01	Perm	B	1.00	\$ 48,960	1.00	\$ 48,960
AGS889	MA	12/31/2013	46301	Electrician I		BC10	01	Perm	B	1.00	\$ 46,236	1.00	\$ 47,160
AGS889	MA	9/1/2014	48145	Painter I		BC09	01	Perm	B	1.00	\$ 44,544	1.00	\$ 46,344
AGS901	AA	12/31/2013	21560	Secretary III		SR16	63	Perm	A	1.00	\$ 54,012	1.00	\$ 56,172
AGS901	AA	9/30/2013	24151	Engineer Program Manager		EM07	35	Perm	A	1.00	\$ 79,104	1.00	38.03/hr
AGS901	AA	10/21/2014	100017	Private Secretary II	Y	SR22	63	Perm	A	1.00	\$ 56,172	1.00	\$ 60,780
AGS901	AB	9/30/2013	3540	Accountant IV		SR22	13	Perm	U	1.00	\$ 55,500	1.00	\$ 55,500
AGS901	AB	5/15/2014	6430	Pre-Audit Clerk		SR11	63	Perm	A	1.00	\$ 36,516	1.00	\$ 37,968
AGS901	AB	10/1/2014	17220	Pre-Audit Clerk III		SR15	04	Perm	A	1.00	\$ 51,936	1.00	\$ 56,172
AGS901	AB	9/30/2014	43786	Pre-Audit Clerk I		SR11	03	Perm	A	1.00	\$ 39,480	1.00	\$ 42,684
AGS901	AC	7/15/2013	41669	Personnel Clerk V		SR13	63	Perm	A	1.00	\$ 36,516	1.00	15.01/hr
AGS901	AC	7/5/2013	44852	Personnel Clerk V		SR13	63	Perm	A	1.00	\$ 33,756	1.00	\$ 35,064
AGS901	AC	12/20/2013	44852	Personnel Clerk IV		SR11	63	Perm	A	1.00	\$ 33,756	1.00	\$ 28,836
AGS901	AC	5/16/2014	44852	Personnel Clerk IV		SR11	63	Perm	A	1.00	\$ 33,756	1.00	13.86/hr
* Temporary Positions Budgeted as a lump sum													
**CIP positions are budgeted as a lump sum													



Department of Accounting and General Services  
Positions Filled from July 1, 2013 to November 30, 2014

Table 15

Prog ID	Sub-Org	Effective Date Position Filled	Position Number	Position Title	Exempt (Y/N)	SR Level	BU Code	T/P	MOF	Budgeted FTE	Budgeted Salary	Actual FTE	Actual Salary	Occupied by 89 Day Hire (Y/N)
AGS103	CC	4/1/2014	3554	Control Accounts Bookkeeper II		03	SR17	Perm	A	1.00	\$ 42,684	1.00	\$ 48,048	
AGS103	CC	5/16/2014	22956	Control Accounts Bookkeeper I		63	SR15	Perm	A	1.00	\$ 48,048	1.00	\$ 42,684	
AGS103	CC	12/31/2013	22956	Control Accounts Bookkeeper I		03	SR15	Perm	A	1.00	\$ 48,048	1.00	\$ 44,412	
AGS103	CC	5/5/2014	120982	Accountant VI		13	SR26	Perm	A	1.00	\$ 35,112	1.00	\$ 73,032	
AGS103	CC	6/10/2014	120983	Accountant V		13	SR24	Perm	A	1.00	\$ 35,112	1.00	\$ 70,188	
AGS111	DA	2/18/2014	42719	Archivist III		13	SR20	Perm	A	1.00	\$ 45,576	1.00	21.06/hr	Y
AGS111	DA	5/20/2014	42719	Archivist III		13	SR20	Perm	A	1.00	\$ 45,576	1.00	21.06/hr	Y
AGS111	DA	9/16/2013	42719	Archivist III		13	SR20	Perm	A	1.00	\$ 45,576	1.00	\$ 43,812	
AGS111	DA	4/1/2014	120675	System Developer	Y	13	SRNA	Temp	A	1.00	\$ 67,500	1.00	\$ 62,424	
AGS111	DA	5/20/2014	120676	Acquisition Specialist	Y	13	SRNA	Temp	A	1.00	\$ 51,000	1.00	\$ 49,308	
AGS111	DA	7/7/2014	120818*	Digital Archives Specialist	Y	73	SRNA	Temp	B	1.00		1.00	18.00/hr	
AGS111	DA	7/2/2013	120818*	Digital Archives Specialist	Y	73	SRNA	Temp	A	1.00		1.00	18.74/hr	
AGS111	DA	4/1/2014	120819*	Digital Archives Specialist	Y	73	SRNA	Temp	A	1.00		0.50	36.52/hr	
AGS111	DA	7/2/2013	120819*	Digital Archives Specialist	Y	73	SRNA	Temp	A	1.00		1.00	21.91/hr	
AGS111	DA	4/1/2014	120820*	Digital Archives Specialist	Y	73	SRNA	Temp	A	1.00		1.00	17.32/hr	
AGS111	DA	7/1/2014	120820*	Digital Archives Specialist	Y	73	SRNA	Temp	B	1.00		1.00	18.00/hr	
AGS111	DA	7/2/2013	120820*	Digital Archives Specialist	Y	73	SRNA	Temp	A	1.00		1.00	17.32/hr	
AGS111	DA	4/1/2014	120821*	Digital Archives Specialist	Y	73	SRNA	Temp	A	1.00		1.00	21.91/hr	
AGS111	DA	7/1/2014	120821*	Digital Archives Specialist	Y	73	SRNA	Temp	B	1.00		1.00	18.00/hr	
AGS111	DA	7/2/2013	120821*	Digital Archives Specialist	Y	73	SRNA	Temp	A	1.00		1.00	21.91/hr	
AGS130	EG	10/1/2014	120426	Senior IT Program Manager	Y	73	SRNA	Perm	B	1.00	\$ 120,000	1.00	\$ 125,004	
AGS130	EG	1/8/2014	120430	Senior Communications Manager	Y	73	SRNA	Perm	A	1.00	\$ 73,500	1.00	35.30/hr	Y
AGS130	EG	4/8/2014	120430	Senior Communications Manager	Y	73	SRNA	Perm	A	1.00	\$ 73,500	1.00	35.30/hr	Y
AGS130	EG	7/8/2014	120430	Senior Communications Manager	Y	73	SRNA	Perm	A	1.00	\$ 73,500	1.00	35.30/hr	Y
AGS130	EG	10/1/2014	120430	Senior Communications Manager	Y	73	SRNA	Perm	B	1.00	\$ 73,500	1.00	\$ 85,008	
AGS130	EG	10/2/2013	120865	GIS Data Administrator	Y	73	SRNA	Perm	A	1.00	\$ 65,000	1.00	\$ 65,004	
AGS130	EG	4/7/2014	120946	Senior Project Manager	Y	73	SRNA	Perm	A	1.00	\$ 35,000	1.00	\$ 72,996	
AGS130	EG	7/2/2013	120946	Senior Project Manager	Y	73	SRNA	Perm	A	1.00	\$ 35,000	1.00	\$ 78,000	
AGS130	EG	8/1/2013	120947	OIMT Administrative Asst	Y	63	SRNA	Temp	A	1.00	\$ 27,500	1.00	\$ 53,040	
AGS130	EG	7/1/2013	120953	Statewide Interoperability Coordinator	Y	73	SRNA	Perm	A	1.00	\$ 45,000	1.00	\$ 95,004	
AGS130	EG	8/19/2013	120971	Senior Project Manager	Y	73	SRNA	Perm	A	1.00	\$ 35,000	1.00	\$ 65,000	
AGS130	EG	10/1/2013	121029	Senior Records Manager	Y	73	SRNA	Perm	A	1.00	\$ 42,500	1.00	\$ 84,996	
AGS130	EG	4/1/2014	121040	OIMT Office Assistant	Y	63	SRNA	Perm	A	1.00	\$ 27,756	1.00	\$ 36,000	
AGS130	EG	10/1/2013	121042	Senior Project Manager	Y	73	SRNA	Perm	A	1.00	\$ 35,000	1.00	\$ 75,000	
AGS130	EG	6/16/2014	121103	Deputy Chief Information Officer	Y	73	SRNA	Perm	A	1.00	\$ 56,000	1.00	\$ 112,500	
AGS130	EG	5/16/2014	121104	Deputy Chief Information Officer	Y	73	SRNA	Perm	A	1.00	\$ 56,000	1.00	\$ 112,500	
AGS130	EG	7/2/2014	121122	OIMT Administrative Services Officer	Y	93	SRNA	Perm	A	1.00	\$ 90,524	1.00	\$ 95,004	
AGS130	EG	4/1/2014	121190	Senior Project Manager	Y	73	SRNA	Perm	A	1.00	\$ 35,000	1.00	\$ 72,996	
AGS130	EG	5/1/2014	121193	Senior Project Manager	Y	73	SRNA	Perm	A	1.00	\$ 35,000	1.00	\$ 72,996	
AGS130	EG	4/28/2014	121194	Senior Project Manager	Y	73	SRNA	Perm	A	1.00	\$ 35,000	1.00	\$ 65,004	
AGS130	EG	4/16/2014	121248	OIMT Personnel Management Specialist	Y	73	SRNA	Perm	A	1.00	\$ 51,312	1.00	25.00/hr	Y
AGS130	EG	7/1/2014	121313	OIMT Accountant	Y	73	SRNA	Perm	A	1.00	\$ 51,312	1.00	\$ 55,008	
AGS130	EG	11/17/2014	121391	Senior IT Enterprise Architect	Y	73	SRNA	Perm	A	1.00	\$ 94,000	1.00	\$ 94,008	

Department of Accounting and General Services  
Positions Filled from July 1, 2013 to November 30, 2014

Table 15

Prog ID	Sub-Org	Effective Date Position Filled	Position Number	Position Title	Exempt (Y/N)	SR Level	BU Code	T/P	MOF	Budgeted FTE	Budgeted Salary	Actual FTE	Actual Salary	Occupied by 89 Day Hire (Y/N)
AGS130	EG	10/1/2014	121401	Portfolio Management Assistant	Y	73	SRNA	Perm	A	1.00	\$ 57,000	1.00	\$ 50,004	
AGS130	EG	10/22/2014	121415	OIMT Program Budget Analyst	Y	73	SRNA	Perm	A	1.00	\$ 57,000	1.00	\$ 61,008	
AGS130	EG	10/2/2014	121434	OIMT Contracts & Procurement Specialist	Y	73	SRNA	Perm	A	1.00	\$ 51,312	1.00	35.30/hr	Y
AGS131	EA	8/27/2013	37859	Information Technol Mgr		35	EM05	Perm	A	1.00	\$ 71,760	1.00	35.88/hr	Y
AGS131	EA	3/21/2014	39577	Secretary III		63	SR16	Perm	A	1.00	\$ 39,480	1.00	\$ 41,040	
AGS131	EA	7/16/2013	118185	Information Technol Spclt V		13	SR24	Perm	A	1.00	\$ 51,312	1.00	\$ 53,364	
AGS131	EA	2/18/2014	120418	Chief Information Officer	Y	93	SRNA	Perm	B	1.00	\$ 188,688	1.00	\$ 188,688	
AGS131	EA	4/1/2014	120429	Senior IT Project Manager	Y	73	SRNA	Perm	B	1.00	\$ 73,000	1.00	\$ 78,000	
AGS131	EA	5/16/2014	120432	Senior IT Systems Analyst	Y	73	SRNA	Perm	B	1.00	\$ 80,000	1.00	\$ 80,004	
AGS131	EA	7/1/2013	120432	Senior IT Systems Analyst	Y	73	SRNA	Perm	B	1.00	\$ 80,000	1.00	\$ 36,000	
AGS131	EA	11/1/2013	120656	Information Technol Spclt IV		13	SR22	Perm	A	1.00	\$ 45,576	1.00	\$ 47,400	
AGS131	EC	6/30/2014	13700	Information Technology Manager		35	EM05	Perm	A	1.00	\$ 71,760	1.00	\$ 94,008	
AGS131	EC	9/16/2013	27469	Computer Operator I		03	SR13	Perm	A	1.00	\$ 37,968	1.00	\$ 33,756	
AGS131	EC	2/3/2014	27570	Office Assistant IV		03	SR10	Perm	A	1.00	\$ 31,212	1.00	\$ 28,836	
AGS131	EC	1/2/2014	40648	Information Technology Specialist V		23	SR24	Perm	A	1.00	\$ 73,044	1.00	\$ 55,488	
AGS131	EC	2/4/2014	120508	Office Assistant III		03	SR10	Perm	A	1.00	\$ 30,036	1.00	\$ 32,424	
AGS211	HA	3/3/2014	2742	Land Survey Assistant Administrator		35	EM05	Perm	A	1.00	\$ 85,572	1.00	\$ 74,628	
AGS211	HA	7/1/2014	2746	Land Boundary Surveyor I		23	SR18	Perm	A	1.00	\$ 64,920	1.00	19.49/hr	Y
AGS211	HA	2/4/2014	2758	Office Assistant III		03	SR08	Perm	A	1.00	\$ 30,036	1.00	12.34hr	Y
AGS211	HA	5/6/2014	2758	Office Assistant III		63	SR08	Perm	A	1.00	\$ 30,036	1.00	12.34hr	Y
AGS211	HA	9/30/2014	2758	Office Assistant III		63	SR08	Perm	A	1.00	\$ 30,036	1.00	12.34/hr	Y
AGS221	IA	11/18/2013	43356	Engineer V		13	SR26	Perm	A	1.00	\$ 78,984	1.00	\$ 82,140	
AGS221	IA	8/18/2014	116798**	Architect V		23	SR26	Perm	CIP	1.00		1.00	\$ 60,012	
AGS221	IA	4/1/2014	118873**	Engineer VI		13	SR26	Perm	CIP	1.00		1.00	\$ 57,720	
AGS221	IA	8/1/2013	118987**	Engineer I		73	SR18	Perm	CIP	1.00		1.00	\$ 40,548	
AGS221	IA	3/17/2014	17007**	Architect V		13	SR26	Perm	CIP	1.00		1.00	\$ 57,720	
AGS221	IA	10/1/2013	17022**	Engineer III		13	SR26	Perm	CIP	1.00		1.00	\$ 47,400	
AGS221	IA	10/6/2014	17223**	Account Clerk III		03	SR11	Perm	CIP	1.00		1.00	\$ 29,988	
AGS221	IA	10/1/2013	36607**	Architect V		23	SR26	Perm	CIP	1.00		1.00	\$ 75,960	
AGS221	IA	7/16/2014	48137**	Account Clerk IV		03	SR13	Perm	CIP	1.00		1.00	\$ 33,720	
AGS221	IA	7/16/2013	6687**	Bldg Construction Inspector II		03	SR19	Perm	CIP	1.00		1.00	\$ 39,480	
AGS231	FA	5/1/2014	1259	Janitor II		01	BC02	Perm	A	1.00	\$ 33,228	1.00	\$ 34,560	
AGS231	FA	6/2/2014	1346	Janitor II		01	BC02	Perm	A	1.00	\$ 33,228	1.00	\$ 34,560	
AGS231	FA	4/1/2014	11882	Janitor II		01	BC02	Perm	A	1.00	\$ 33,228	1.00	\$ 34,560	
AGS231	FA	3/3/2014	12618	Janitor II		01	BC02	Perm	A	1.00	\$ 33,228	1.00	\$ 33,888	
AGS231	FA	5/1/2014	15726	Janitor II		01	BC02	Perm	A	1.00	\$ 33,228	1.00	\$ 34,560	
AGS231	FA	6/2/2014	17060	Management Analyst II		13	SR18	Perm	A	1.00	\$ 57,708	1.00	\$ 40,548	
AGS231	FA	6/2/2014	18551	Janitor II		01	BC02	Perm	A	1.00	\$ 33,228	1.00	\$ 34,560	
AGS231	FA	6/16/2014	18551	Janitor II		01	BC02	Perm	A	1.00	\$ 33,228	1.00	\$ 34,560	
AGS231	FA	7/1/2013	18554	Janitor II		01	BC02	Perm	A	1.00	\$ 33,228	1.00	\$ 33,228	
AGS231	FA	8/1/2014	22557	Janitor II		01	BC02	Perm	A	1.00	\$ 33,228	1.00	\$ 35,256	
AGS231	FA	9/8/2014	22557	Janitor II		01	BC02	Perm	A	1.00	\$ 33,228	1.00	\$ 35,256	
AGS231	FA	10/16/2013	27134	Janitor II		01	BC02	Perm	A	1.00	\$ 33,228	1.00	\$ 33,888	
AGS231	FA	8/18/2014	27141	Janitor II		01	BC02	Perm	A	1.00	\$ 33,228	1.00	\$ 35,256	

Department of Accounting and General Services  
Positions Filled from July 1, 2013 to November 30, 2014

Table 15

Prog ID	Sub-Org	Effective Date Position Filled	Position Number	Position Title	Exempt (Y/N)	SR Level	BU Code	T/P	MOF	Budgeted FTE	Budgeted Salary	Actual FTE	Actual Salary	Occupied by 89 Day Hire (Y/N)
AGS231	FA	2/3/2014	52308	Janitor II		01	BC02	Perm	A	1.00	\$ 33,228	1.00	\$ 33,888	
AGS231	FA	4/7/2014	121167	Janitor II		61	BC02	Vicing	A			1.00	16.62/hr	Y
AGS231	FA	10/1/2014	121311	Janitor II		61	BC02	Vicing	A			1.00	16.95/hr	Y
AGS231	FB	7/16/2013	18924	Janitor II		01	BC02	Perm	A	1.00	\$ 33,228	1.00	\$ 33,228	
AGS232	FE	4/1/2014	21598	Groundskeeper I		01	BC02	Perm	A	1.00	\$ 33,228	1.00	\$ 34,560	
AGS232	FE	3/3/2014	22452	Groundskeeper I		01	BC02	Perm	A	1.00	\$ 33,228	1.00	\$ 33,888	
AGS232	FE	5/21/2014	22452	Janitor II		01	BC02	Perm	A	1.00	\$ 33,228	1.00	\$ 34,560	
AGS232	FE	4/1/2014	22452	Groundskeeper I		01	BC02	Perm	A	1.00	\$ 33,228	1.00	16.62/hr	Y
AGS232	FE	7/16/2014	110527	Janitor II		01	BC02	Perm	A	1.00	\$ 33,228	1.00	\$ 35,256	
AGS232	FE	4/1/2014	118108	Groundkeeper I		01	BC02	Perm	A	1.00	\$ 33,228	1.00	\$ 34,560	
AGS232	FG	8/16/2013	13372	Groundskeeper I		01	BC02	Perm	A	1.00	\$ 33,228	1.00	\$ 33,228	
AGS232	FG	3/3/2014	48156	Groundskeeper I		01	BC02	Perm	A	1.00	\$ 33,228	1.00	\$ 33,888	
AGS233	FK	8/27/2013	118759	Engineer V		13	SR26	Perm	A	1.00	\$ 70,224	1.00	\$ 70,188	
AGS233	FM	9/9/2013	46917	Carpenter I		01	BC09	Perm	A	1.00	\$ 44,544	1.00	\$ 45,432	
AGS240	JA	1/16/2014	92	Purchasing Specialist II		13	SR18	Perm	A	1.00	\$ 36,024	1.00	\$ 40,548	
AGS240	JA	8/1/2014	12523	State Procurement Asst. Administrator		35	EM07	Perm	A	1.00	\$ 82,500	1.00	\$ 95,568	
AGS240	JA	8/19/2013	12950	General Professional V		13	SR24	Perm	A	1.00	\$ 51,312	1.00	\$ 53,364	
AGS240	JA	7/8/2014	12957	Purchasing Specialist IV		13	SR22	Perm	A	1.00	\$ 47,412	1.00	\$ 53,364	
AGS240	JA	6/3/2014	12958	Office Assistant III		03	SR08	Perm	A	1.00	\$ 37,968	1.00	\$ 31,236	
AGS240	JA	11/16/2013	102616	State Procurement Administrator	Y	00	SRNA	Perm	A	1.00	\$ 85,524	1.00	\$ 116,172	
AGS240	JA	11/3/2014	102618	Purchasing Specialist V		73	SR24	PERM	A	1.00	\$ 51,312	1.00	\$ 57,720	
AGS240	JA	12/30/2013	103254	Private Secretary		63	SRNA	Perm	A	1.00	\$ 68,388	1.00	\$ 68,388	
AGS240	JA	1/3/2014	120801	Purchasing Specialist V		23	SR24	PERM	A	1.00	\$ 36,387	1.00	\$ 60,012	
AGS240	JA	1/3/2014	120807	Purchasing Specialist V		23	SR24	PERM	A	1.00	\$ 36,387	1.00	\$ 55,488	
AGS240	JA	6/3/2014	120808	Purchasing Specialist IV		73	SR22	Perm	A	1.00	\$ 32,319	1.00	22.79/hr	Y
AGS240	JA	8/4/2014	120824	Purchasing Specialist III		13	SR20	Perm	A	1.00	\$ 29,877	1.00	21.06/hr	Y
AGS240	JA	4/15/2014	120824	Purchasing Specialist II		13	SR20	Perm	A	1.00	\$ 29,877	1.00	\$ 40,548	
AGS240	JA	10/16/2013	120848	Purchasing Specialist IV		13	SR22	Perm	A	1.00	\$ 25,546	1.00	\$ 49,308	
AGS251	GA	8/1/2014	13901	Automotive Technician I		01	BC11	Perm	W	1.00	\$ 47,928	1.00	\$ 50,856	
AGS251	GA	4/9/2014	47021	Office Assistant IV		03	SR10	Perm	W	0.50	\$ 16,878	1.00	\$ 14,418	
AGS251	GA	8/18/2014	48119	Automated Systems Equipment Tech I		01	BC14	Perm	W	0.50	\$ 26,766	0.50	\$ 28,404	
AGS252	GB	8/4/2014	26869	Office Assistant III		03	SR08	Perm	W	1.00	\$ 25,668	1.00	\$ 26,700	
AGS252	GB	9/8/2014	45134	Parking & Security Officer I		03	SR09	Perm	W	1.00	\$ 28,836	1.00	\$ 27,768	
AGS252	GB	4/9/2014	47021	Office Assistant IV		03	SR10	Perm	W	0.50	\$ 16,878	1.00	\$ 14,418	
AGS252	GB	1/27/2014	48115	Parking & Security Officer I		03	SR09	Perm	W	1.00	\$ 35,064	1.00	\$ 26,700	
AGS252	GB	2/10/2014	48118	Parking & Security Officer I		03	SR09	Perm	W	1.00	\$ 26,700	1.00	\$ 26,700	
AGS252	GB	11/3/2014	48118	Parking & Security Officer I		03	SR09	Perm	W	1.00	\$ 26,700	1.00	\$ 27,768	
AGS252	GB	8/18/2014	48119	Automated Systems Equipment Tech I		01	BC14	Perm	W	0.50	\$ 26,766	0.50	\$ 28,404	
AGS252	GB	3/10/2014	120961	Parking & Security Officer II		03	SR10	Perm	W	1.00	\$ 13,878	1.00	\$ 30,036	
AGS252	GB	8/18/2014	120962	Parking & Security Officer I		03	SR09	Perm	W	1.00	\$ 27,756	1.00	\$ 27,768	
AGS252	GB	3/3/2014	120963	Office Assistant IV		03	SR10	Perm	W	1.00	\$ 13,878	1.00	\$ 35,064	
AGS807	FP	10/1/2014	21146	Painter II		01	WS09	Perm	A	1.00	\$ 47,268	1.00	\$ 50,160	
AGS807	FP	2/3/2014	21150	Painter I		01	BC09	Perm	A	1.00	\$ 44,544	1.00	\$ 45,432	
AGS807	FP	10/16/2013	46598	Building Maintenance Worker I		01	BC09	Perm	A	1.00	\$ 44,544	1.00	\$ 45,432	

Department of Accounting and General Services  
Positions Filled from July 1, 2013 to November 30, 2014

Table 15

Prog ID	Sub-Org	Effective Date Position Filled	Position Number	Position Title	Exempt (Y/N)	SR Level	BU Code	T/P	MOF	Budgeted FTE	Budgeted Salary	Actual FTE	Actual Salary	Occupied by 89 Day Hire (Y/N)
AGS807	FQ	8/4/2014	21389	Engineer VI		23	SR26	Perm	A	1.00	\$ 64,920	1.00	\$ 57,720	
AGS807	FQ	8/1/2013	21389	Engineer V		23	SR26	Perm	A	1.00	\$ 64,920	1.00	\$ 82,140	
AGS807	FQ	10/14/2014	39455	Office Assistant III		03	SR08	Perm	A	1.00	\$ 30,036	1.00	\$ 26,700	
AGS807	FR	8/19/2013	39230	Office Assistant III		03	SR08	Perm	A	1.00	\$ 33,756	1.00	\$ 25,668	
AGS879	OA	3/16/2014	101159	Office Assistant III		63	SR08	Perm	A	1.00	\$ 32,364	1.00	\$ 28,836	
AGS879	OA	2/18/2014	101160	Election Specialist	Y	63	SRNA	Temp	A	1.00	\$ 29,952	1.00	\$ 27,696	
AGS879	OA	11/1/2014	101160	Election Specialist	Y	63	SRNA	Temp	A	1.00	\$ 29,952	1.00	\$ 27,048	
AGS879	OA	12/2/2013	101161	BOPS Election Specialist	Y	63	SRNA	Temp	A	1.00	\$ -	1.00	\$ 26,280	
AGS879	OA	10/1/2013	101162	General Professional V	Y	73	SR24	Temp	A	1.00	\$ 56,180	1.00	\$ 53,364	
AGS879	OA	2/24/2014	101163	Warehouse Supervisor	Y	61	SRNA	Temp	A	1.00	\$ 29,800	1.00	\$ 25,404	
AGS879	OA	2/24/2014	101164	Election Clerk	Y	63	SRNA	Temp	A	0.50	\$ -	1.00	9.60/hr	
AGS879	OA	8/26/2014	101164	Election Clerk	Y	63	SRNA	Temp	A	0.50	\$ 10,400	1.00	9.60/hr	
AGS879	OA	1/28/2014	101882	Elections Assistant (POPS)	Y	63	SRNA	Temp	A	0.50	\$ -	1.00	\$ 22,464	
AGS879	OA	1/8/2014	101885	Elections Specialist (CCOPS)	Y	63	SRNA	Temp	A	0.50	\$ -	1.00	\$ 24,960	
AGS879	OA	5/5/2014	101885	Election Specialist	Y	63	SRNA	Temp	A	0.50	\$ -	1.00	\$ 29,208	
AGS879	OA	8/25/2014	101885	Election Specialist CCOPS	Y	63	SRNA	Temp	A	0.50	\$ 13,140	1.00	\$ 29,208	
AGS879	OA	6/9/2014	105761	Elections Logistics Worker	Y	61	SRNA	Temp	A	0.42	\$ -	1.00	\$ 19,200	
AGS879	OA	6/23/2014	105763	Election Logistics Worker	Y	61	SRNA	Temp	A	0.42	\$ -	1.00	\$ 19,200	
AGS879	OA	6/23/2014	105764	Election Logistics Worker	Y	61	SRNA	Temp	A	0.42	\$ -	1.00	\$ 19,200	
AGS879	OA	8/7/2014	105765	Elections Logistics Worker	Y	61	SRNA	Temp	A	0.42	\$ 8,000	1.00	\$ 19,584	
AGS879	OA	2/24/2014	105766	Election Logistics Worker	Y	61	SRNA	Temp	A	1.00	\$ 29,330	1.00	\$ 25,404	
AGS879	OA	5/19/2014	105929	Hotline Operator	Y	63	SRNA	Temp	A	0.21	\$ -	1.00	\$ 19,968	
AGS879	OA	6/19/2014	105932	Elections Clerk	Y	63	SRNA	Temp	A	0.50	\$ -	1.00	\$ 19,968	
AGS879	OA	6/9/2014	105933	Hotline Operator	Y	63	SRNA	Temp	A	21.00	\$ -	1.00	\$ 19,200	
AGS879	OA	5/16/2014	106053	Election Assistant	Y	63	SRNA	Temp	A	0.50	\$ 11,826	1.00	\$ 11,682	
AGS879	OA	5/16/2014	106053	Election Assistant	Y	63	SRNA	Temp	N	0.50	\$ 11,826	1.00	\$ 11,682	
AGS879	OA	9/16/2013	121019	Secretary III	Y	63	SR16	Vicing	A			1.00	16.86/hr	
AGS881	LA	7/1/2014	16047	Secretary II		63	SR14	Perm	A	0.50	\$ -	0.50	\$ 17,556	
AGS881	LA	8/1/2014	27869	Arts Program Specialist III		13	SR22	Perm	B	1.00	\$ 45,576	1.00	\$ 47,400	
AGS881	LA	10/1/2013	31184	Accountant IV		13	SR22	Perm	B	1.00	\$ 36,663	1.00	\$ 57,720	
AGS881	LA	8/1/2014	45697	Information Specialist III		13	SR20	Perm	B	1.00	\$ 42,132	1.00	\$ 43,812	
AGS881	LA	7/9/2014	52287	Arts Program Specialist II		13	SR18	Perm	B	1.00	\$ 42,132	1.00	19.49/hr	Y
AGS881	LA	4/10/2014	52287	Arts Program Specialist II		73	SR18	Perm	B	1.00	\$ 42,132	1.00	19.49/hr	Y
AGS881	LA	11/18/2014	52287	Arts Program Specialist II		73	SR18	PERM	B	1.00	\$ 42,132	1.00	\$ 40,548	
AGS881	LA	5/1/2014	100256	Executive Director	Y	93	SRNA	Perm	A	0.50	\$ 48,510	0.50	\$ 42,498	
AGS881	LA	5/1/2014	100256	Executive Director	Y	93	SRNA	Perm	N	0.50	\$ 48,510	0.50	\$ 42,498	
AGS881	LA	8/22/2014	121288	Arts Program Specialist III		73	SR20	Vicing	B			1.00	21.06/hr	Y
AGS881	LA	9/26/2014	121424	Office Assistant III		63	SR08	Perm	N			1.00	12.84/hr	Y
AGS889	MA	4/16/2014	27943	Scoreboard Supervisor 50% FTE		84	SR17	Perm	B	0.50	\$ 36,516	0.50	18.26/hr	Y
AGS889	MA	5/1/2014	27943	Scoreboard Supervisor 50% FTE		84	SR17	Perm	B	0.50	\$ 36,516	0.50	18.26/hr	Y
AGS889	MA	8/11/2014	27944	Engineer VI		23	SR28	Perm	B	1.00	\$ 62,424	1.00	\$ 96,096	
AGS889	MA	4/16/2014	121149	Stadium Security Officer		84	SR21	Vicing	B			1.00	21.34/hr	Y
AGS901	AA	4/15/2014	21560	Secretary II		63	SR14	Perm	A	1.00	\$ 54,012	1.00	\$ 36,468	
AGS901	AA	10/1/2013	24151	Engineering Program Manager		35	EM07	Perm	A	1.00	\$ 79,104	1.00	\$ 87,561	

Department of Accounting and General Services  
 Positions Filled from July 1, 2013 to November 30, 2014

Table 15

<u>Prog ID</u>	<u>Sub-Org</u>	<u>Effective Date</u> <u>Position Filled</u>	<u>Position</u> <u>Number</u>	<u>Position Title</u>	<u>Exempt</u> <u>(Y/N)</u>	<u>SR Level</u>	<u>BU Code</u>	<u>T/P</u>	<u>MOF</u>	<u>Budgeted</u> <u>FTE</u>	<u>Budgeted</u> <u>Salary</u>	<u>Actual</u> <u>FTE</u>	<u>Actual</u> <u>Salary</u>	<u>Occupied by</u> <u>89 Day Hire</u> <u>(Y/N)</u>
AGS901	AB	1/22/2014	3540	Accountant IV		13	SR22	Perm	U	1.00	\$ 55,500	1.00	\$ 47,400	
AGS901	AB	10/27/2014	6430	Pre-Audit Clerk I		03	SR11	Perm	A	1.00	\$ 36,516	1.00	\$ 29,988	
AGS901	AB	5/20/2014	6430	Pre-Audit Clerk I		63	SR11	Perm	A	1.00	\$ 36,516	1.00	13.86/hr	Y
AGS901	AB	10/1/2014	17220	Pre-Audit Clerk III		04	SR15	Perm	A	1.00	\$ 51,936	1.00	\$ 48,024	
AGS901	AB	10/23/2014	43786	Pre-Audit Clerk I		03	SR11	Perm	A	1.00	\$ 39,480	1.00	\$ 29,988	
AGS901	AB	11/17/2014	43787	Pre-Audit Clerk I		03	SR11	Perm	A	1.00	\$ 30,036	1.00	\$ 29,988	
AGS901	AC	7/16/2013	41669	Personnel Clerk IV		63	SR11	Perm	A	1.00	\$ 36,516	1.00	\$ 28,836	
AGS901	AC	5/19/2014	44852	Personnel Clerk IV		63	SR11	Perm	A	1.00	\$ 33,756	1.00	\$ 28,836	
AGS901	AC	7/9/2013	44852	Personnel Clerk IV		63	SR11	Perm	A	1.00	\$ 33,756	1.00	\$ 28,836	
AGS901	AC	7/8/2013	45371	Personnel Management Spec I		73	SR16	Perm	A	1.00	\$ 45,576	1.00	\$ 37,452	
* Temporary Positions Budgeted as a lump sum														
**CIP positions are budgeted as a lump sum														

Department of Accounting and General Services  
 Unauthorized Positions as of November 30, 2014

Table 16

<u>Prog ID</u>	<u>Sub-Org</u>	<u>Date Established</u>	<u>Legal Authority</u>	<u>Position Number</u>	<u>Position Title</u>	<u>Exempt (Y/N)</u>	<u>SR Level</u>	<u>BU Code</u>	<u>T/P</u>	<u>MOF</u>	<u>FTE</u>	<u>Annual Salary</u>	<u>Filled (Y/N)</u>	<u>Occupied by 89 Day Hire (Y/N)</u>
	NONE													

Department of Accounting and General Services  
Overtime Expenditure Summary

Table 17

Prog ID	Sub-Org	Program Title	MOF	FY14 (actual)			FY15 (estimated)			FY16 (budgeted)			FY17 (budgeted)		
				Base Salary \$\$\$\$	Overtime \$\$\$\$	Overtime Percent	Base Salary \$\$\$\$	Overtime \$\$\$\$	Overtime Percent	Base Salary \$\$\$\$	Overtime \$\$\$\$	Overtime Percent	Base Salary \$\$\$\$	Overtime \$\$\$\$	Overtime Percent
AGS-101	CA	Acct System Development & Maintenance	A	\$ 437,856.00		0.00%	\$ 471,612.00		0.00%	\$ 479,982.00	\$ 10,005	2.08%	\$ 497,957.00	\$ 11,848	2.38%
AGS-102	CB	Expenditure Examination	A	\$ 673,284.00	\$ 24,724	3.67%	\$ 701,316.00	\$ 31,650	4.51%	\$ 705,504.00	\$ 25,000	3.54%	\$ 714,470.00	\$ 25,000	3.50%
AGS-103	CC	Recording and Reporting	A	\$ 677,004.00	\$ 45,689	6.75%	\$ 792,636.00	\$ 39,814	5.02%	\$ 802,014.00	\$ 43,480	5.42%	\$ 821,506.00	\$ 43,480	5.29%
AGS-130	EG	Office of Information Mgt and Technology	A	\$ 1,377,234.00		0.00%	\$ 1,998,052.00	\$ 94	0.00%	\$ 2,009,516.00		0.00%	\$ 2,026,532.00		0.00%
AGS-130	EG	Office of Information Mgt and Technology	B	\$ 608,676.00		0.00%	\$ 776,360.00	\$ 741	0.10%	\$ 779,014.00		0.00%	\$ 784,410.00		0.00%
AGS-131	EA	Info Proc and Comm Services-Administration	A	\$ 728,796.00		0.00%	\$ 787,953.00	\$ 100	0.01%	\$ 800,634.00	\$ 14,500	1.81%	\$ 827,499.00	\$ 14,500	1.75%
AGS-131	EB	Info Proc and Comm Services-Systems Services	A	\$ 846,744.00	\$ 18,613	2.20%	\$ 915,454.00	\$ 20,300	2.22%	\$ 932,520.00	\$ 8,263	0.89%	\$ 966,662.00	\$ 8,263	0.85%
AGS-131	EC	Info Proc and Comm Services-Production Svcs	A	\$ 2,204,124.00	\$ 61,957	2.81%	\$ 2,295,249.00	\$ 47,536	2.07%	\$ 2,304,780.00	\$ 31,810	1.38%	\$ 2,319,866.00	\$ 31,810	1.37%
AGS-131	ED	Info Proc and Comm Services-Tech Support Svcs	A	\$ 867,876.00	\$ 6,961	0.80%	\$ 961,104.00	\$ 5,163	0.54%	\$ 978,312.00	\$ 2,660	0.27%	\$ 1,013,639.00	\$ 2,660	0.26%
AGS-131	EE	Info Proc and Comm Services-Client Services	A	\$ 2,273,316.00	\$ 6,904	0.30%	\$ 2,482,449.00	\$ 5,700	0.23%	\$ 2,526,636.00	\$ 14,889	0.59%	\$ 2,614,378.00	\$ 14,889	0.57%
AGS-131	EF	Info Proc and Comm Services-Telecommunications	A	\$ 1,036,128.00	\$ 2,662	0.26%	\$ 1,121,301.00	\$ 54,640	4.87%	\$ 1,141,458.00	\$ 5,563	0.49%	\$ 1,181,262.00	\$ 5,563	0.47%
AGS-203	AD	State Risk Mgmt and Insurance Administration	W	\$ 250,908.00		0.00%	\$ 272,198.00	\$ 1,000	0.37%	\$ 277,608.00	\$ 900	0.32%	\$ 288,683.00	\$ 900	0.31%
AGS-211	HA	Land Survey	A	\$ 553,836.00		0.00%	\$ 546,450.00	\$ 29,786	5.45%	\$ 554,784.00	\$ 3,267	0.59%	\$ 571,420.00	\$ 3,267	0.57%
AGS-231	FA	Central Services -Custodial Services-Oahu	A	\$ 3,491,340.00	\$ 18,372	0.53%	\$ 3,633,414.00	\$ 7,116	0.20%	\$ 3,765,312.00	\$ 7,116	0.19%	\$ 3,902,274.00	\$ 7,116	0.18%
AGS-231	FB	Central Services -Custodial Services-Hawaii	A	\$ 307,381.00		0.00%	\$ 319,793.00	\$ 2,100	0.66%	\$ 332,741.00	\$ 2,100	0.63%	\$ 346,155.00	\$ 2,100	0.61%
AGS-231	FD	Central Services -Custodial Services-Kauai	A	\$ 137,928.00	\$ 31,834	23.08%	\$ 143,496.00	\$ 150	0.10%	\$ 149,304.00		0.00%	\$ 155,325.00		0.00%
AGS-232	FE	Central Services-Grounds Maintenance -Oahu	A	\$ 805,053.00	\$ 40,568	5.04%	\$ 845,502.00	\$ 3,714	0.44%	\$ 872,481.00	\$ 3,714	0.43%	\$ 901,875.00	\$ 3,714	0.41%
AGS-233	FK	Central Services-Bldg Rep and Alt - Oahu	A	\$ 1,558,419.00	\$ 120,678	7.74%	\$ 1,637,982.00		0.00%	\$ 1,679,634.00		0.00%	\$ 1,729,413.00		0.00%
AGS-233	FL	Central Services-Bldg Rep and Alt - Hawaii	A	\$ 90,876.00		0.00%	\$ 94,548.00	\$ 465	0.49%	\$ 98,364.00		0.00%	\$ 102,342.00		0.00%
AGS-233	FN	Central Services-Bldg Rep and Alt - Kauai	A	\$ 45,438.00	\$ 9,224	20.30%	\$ 47,274.00		0.00%	\$ 49,182.00		0.00%	\$ 51,171.00		0.00%
AGS-240	JA	State Procurement Office	A	\$ 1,168,584.00		0.00%	\$ 1,257,784.00	\$ 483	0.04%	\$ 1,283,730.00		0.00%	\$ 1,314,108.00		0.00%
AGS-244	JC	Surplus Property Management	W	\$ 207,663.00	\$ 1,586	0.76%	\$ 221,016.00	\$ 11,495	5.20%	\$ 227,184.00		0.00%	\$ 233,040.00		0.00%
AGS-251	GA	Automotive Management - Motor Pool	W	\$ 606,888.00	\$ 4,329	0.71%	\$ 626,196.00	\$ 1,416	0.23%	\$ 647,715.00	\$ 1,416	0.22%	\$ 666,290.00	\$ 1,416	0.21%
AGS-252	GB	Automotive Management - Parking Control	W	\$ 907,125.00	\$ 3,877	0.43%	\$ 975,534.00	\$ 26,600	2.73%	\$ 980,559.00	\$ 26,600	2.71%	\$ 985,028.00	\$ 26,600	2.70%

Department of Accounting and General Services  
Overtime Expenditure Summary

Table 17

Prog ID	Sub-Org	Program Title	MOF	FY14 (actual)			FY15 (estimated)			FY16 (budgeted)			FY17 (budgeted)		
				Base Salary \$\$\$\$	Overtime \$\$\$\$	Overtime Percent	Base Salary \$\$\$\$	Overtime \$\$\$\$	Overtime Percent	Base Salary \$\$\$\$	Overtime \$\$\$\$	Overtime Percent	Base Salary \$\$\$\$	Overtime \$\$\$\$	Overtime Percent
AGS-807	FP	Sch Rep and Mtnce, Neighbor Isle Dist - Hawaii	A	\$ 1,563,975.00	\$ 181	0.01%	\$ 1,690,287.00	\$ 1,283	0.08%	\$ 1,789,254.00		0.00%	\$ 1,849,486.00		0.00%
AGS-807	FQ	Sch Rep and Mtnce, Neighbor Isle Dist - Maui	A	\$ 1,212,021.00	\$ 2,932	0.24%	\$ 1,278,987.00	\$ 289	0.02%	\$ 1,337,178.00	\$ 7,804	0.58%	\$ 1,380,789.00	\$ 7,804	0.57%
AGS-807	FR	Sch Rep and Mtnce, Neighbor Isle Dist - Kauai	A	\$ 911,376.00	\$ 9,491	1.04%	\$ 942,030.00	\$ 12,900	1.37%	\$ 968,748.00	\$ 12,900	1.33%	\$ 997,623.00	\$ 12,900	1.29%
AGS-879	OA	Office of Elections	A	\$ 871,182.00	\$ 1,434	0.16%	\$ 1,024,226.00	\$ 73,547	7.18%	\$ 894,198.00		0.00%	\$ 1,165,693.00	\$ 15,000	1.29%
AGS-879	OA	Office of Elections	N	\$ 57,254.00	\$ 65	0.11%	\$ 42,897.00	\$ 4,352	10.15%	\$ 49,386.00		0.00%	\$ 49,386.00		0.00%
AGS-881	LA	State Foundation on Culture and the Arts	B	\$ 727,587.00	\$ 8,775	1.21%	\$ 756,238.00	\$ 20,000	2.64%	\$ 829,229.00		0.00%	\$ 854,798.00		0.00%
AGS-881	LA	State Foundation on Culture and the Arts	N	\$ 265,032.00		0.00%	\$ 281,135.00	\$ 3,000	1.07%	\$ 284,255.00	\$ 11,010	3.87%	\$ 291,356.00	\$ 11,010	3.78%
AGS-889	MA	Spectator Events & Shows- Aloha Stadium	B	\$ 2,060,520.00		0.00%	\$ 2,164,917.00	\$ 80,000	3.70%	\$ 2,212,647.00	\$ 80,000	3.62%	\$ 2,262,622.00	\$ 80,000	3.54%
AGS-901	AA	General Administrative Services - Comptroller's Office	A	\$ 749,700.00	\$ 4,836	0.65%	\$ 760,044.00		0.00%	\$ 768,714.00		0.00%	\$ 784,689.00		0.00%
AGS-901	AB	General Administrative Services - Admin Svcs Off	A	\$ 631,320.00	\$ 4,055	0.64%	\$ 644,637.00	\$ 20,000	3.10%	\$ 653,544.00	\$ 25,637	3.92%	\$ 668,025.00	\$ 25,637	3.84%
AGS-901	AB	General Administrative Services - Admin Svcs Off	U	\$ 55,500		0.00%	\$ 47,400.00	\$ 359	0.76%	\$ 48,228.00		0.00%	\$ 49,914.00		0.00%
AGS-901	AC	General Administrative Services - Personnel Office	A	\$ 421,992.00		0.00%	\$ 421,716.00	\$ 15,770	3.74%	\$ 427,074.00	\$ 20,000	4.68%	\$ 438,422.00	\$ 20,000	4.56%
AGS-901	AC	General Administrative Services - Personnel Office	U	\$ 55,500		0.00%	\$ 60,012.00	\$ 1,290	2.15%	\$ 61,062.00		0.00%	\$ 63,198.00		0.00%
AGS-901	AE	General Administrative Services - Sys and Proc Off	A	\$ 323,496		0.00%	\$ 353,153.00		0.00%	\$ 359,442.00	\$ 3,476	0.97%	\$ 372,213.00	\$ 3,476	0.93%
				\$ 31,768,932	\$ 429,747		\$ 34,392,352	\$ 522,852		\$ 35,061,927	\$ 362,110		\$ 36,243,519	\$ 378,953	



Department of Accounting and General Services

Table 18

Overtime Position List

(Only for Positions the Sum of Overtime Paid and Value of Compensatory Time for which was at Least 10% of Base Pay)

Prog ID	Position No.	Bargaining Unit	Included in CB (Y/N)	Exempt (Y/N)	Temp or Perm (T/P)	MOF	Position Title	Salary Range Level	Base Annual Pay	Hours Exceeding Standard	FY 14						
											OT		Comp Time			Total OT/Comp	
											\$ Amount Paid	% of Base	Hours Earned	\$ Value of Hours Earned	% \$ Value of Base Salary	\$ Amount OT Paid + \$ Value Comp Hours Earned	% of Base
AGS-102	3545	23	Y	N	P	A	Claims Pre-Audit Supervisor	SR-22	46,450	194.50	6,567	14.1%	-	-	0.0%	6,567	14.1%
AGS-102	27109	03	Y	N	P	A	Pre-Audit Clerk II	SR-13	30,811	165.25	3,683	12.0%	-	-	0.0%	3,683	12.0%
AGS-103	3539	23	Y	N	P	A	Accountant VI	SR-26	75,874	182.77	9,726	12.8%	-	-	0.0%	9,726	12.8%
AGS-103	3554	03	Y	N	P	A	Cntl Acct Bkpr II*	SR-17	33,906	217.53	7,046	20.8%	-	-	0.0%	7,046	20.8%
AGS-103	22955	03	Y	N	P	A	Cntl Acct Bkpr I	SR-15	54,704	324.76	12,596	23.0%	-	-	0.0%	12,596	23.0%
AGS-103	22956	03	Y	N	P	A	Cntl Acct Bkpr I*	SR-15	11,506	54.26	1,738	15.1%	-	-	0.0%	1,738	15.1%
AGS-103	22957	03	Y	N	P	A	Cntl Acct Bkpr I	SR-15	47,875	245.27	8,452	17.7%	-	-	0.0%	8,452	17.7%
AGS-130	120947	63	N	Y	P	A	OIMT Admin Ass't	SRNA	49,091	232.50	5,929	12.1%			0.0%	5,929	12.1%
AGS-131	18587	13	Y	N	P	A	Info Tech Spclt V	SR24	64,816	300.13	10,111	15.6%			0.0%	10,111	15.6%
AGS-131	00193	3	Y	N	P	A	Data Entry Op I	SR08	37,898	402.25	7,044	18.6%	15.00	253	0.7%	7,296	19.3%
AGS-131	10230	3	Y	N	P	A	Data Entry Op I	SR08	34,790	351.75	5,687	16.3%			0.0%	5,687	16.3%
AGS-131	13152	3	Y	N	P	A	Data Entry Op I	SR08	35,140	429.75	6,953	19.8%			0.0%	6,953	19.8%
AGS-131	23562	3	Y	N	P	A	Data Entry Op I	SR08	32,271	389.25	5,836	18.1%			0.0%	5,836	18.1%
AGS-131	26816	23	Y	N	P	A	Info Tech Spclt VI	SR26	84,624	311.25	12,488	14.8%			0.0%	12,488	14.8%
AGS-131	34056	13	Y	N	P	A	Info Tech Spclt VI	SR26	85,416	396.00	16,048	18.8%			0.0%	16,048	18.8%
AGS-221	11850	23	Y	N	P	A	Engineer (Bldgs.) VI	SR-28	95,496	160.52	7,206	7.5%	32.00	2,171	2.3%	9,377	9.8%
AGS-221	17006	13	Y	N	P	C	Engineer (Bldgs.) V	SR-26	83,444	232.52	9,312	11.2%	-	-	0.0%	9,312	11.2%
AGS-231/FA	41678	1	Y	N	P	A	Janitor II	BC02	33,891	211.50	3,444	10.2%			0.0%	3,444	10.2%
AGS-231/FA	19039	63	Y	N	P	A	Secretary IV	SR18	46,176	357.00	7,915	17.1%			0.0%	7,915	17.1%
AGS-232/FE	10725	1	Y	N	P	A	Heavy Truck Driver	BC07	40,779	324.75	6,411	15.7%	2.25	43	0.1%	6,455	15.8%
AGS-232/FE	4375	1	Y	N	P	A	Groundskeeper I	BC02	33,891	192.00	3,151	9.3%	168.00	2,753	8.1%	5,904	17.4%
AGS-232/FE	28055	1	Y	N	P	A	Groundskeeper I	BC02	33,891	333.75	5,476	16.2%			0.0%	5,476	16.2%
AGS-232/FE	2706	2	Y	N	P	A	Grnds Maint Supv II	F203	44,472	570.00	12,166	27.4%			0.0%	12,166	27.4%
**AGS-233/FK	5724	1	Y	N	P	A	Carpenter II	WS09	51,771	1,149.75	28,511	55.1%	54.75	1,369	2.6%	29,881	57.7%
**AGS-233/FK	334	1	Y	N	P	A	Bldg Maint Wkr II	WS09	48,219	229.50	5,353	11.1%			0.0%	5,353	11.1%
**AGS-233/FK	2650	1	Y	N	P	A	Carpenter I	BC09	48,990	1,210.50	28,412	58.0%	53.25	1,267	2.6%	29,679	60.6%
**AGS-233/FK	11382	1	Y	N	P	A	Plumber II	WS10	55,251	699.00	18,363	33.2%			0.0%	18,363	33.2%
**AGS-233/FK	2674	1	Y	N	P	A	Carpenter I	BC09	48,990	1,167.75	27,381	55.9%	104.25	2,447	5.0%	29,828	60.9%
**AGS-233/FK	10846	1	Y	N	P	A	Bldg Maint Wkr I	BC09	47,130	1,456.50	32,882	69.8%			0.0%	32,882	69.8%
**AGS-233/FK	7514	1	Y	N	P	A	Plumber I	BC10	46,463	399.00	8,154	17.5%			0.0%	8,154	17.5%
**AGS-233/FK	2666	1	Y	N	P	A	Carpenter I	BC09	48,990	836.25	19,712	40.2%	69.00	1,631	3.3%	21,343	43.6%
**AGS-233/FK	21617	1	Y	N	P	A	Electrician II	WS10	58,206	513.75	14,498	24.9%			0.0%	14,498	24.9%
**AGS-233/FK	118754	1	Y	N	P	A	Plumber I	BC10	51,987	960.00	23,959	46.1%	16.50	425	0.8%	24,383	46.9%
**AGS-233/FK	5940	1	Y	N	P	A	Carpenter I	BC09	48,990	1,231.50	28,897	59.0%	66.00	1,554	3.2%	30,452	62.2%
AGS-807/FR	18117	23	Y	N	P	A	ENGINEER V	26C	72,396	308.25	10,444	14.4%	6.00	202	0.3%	10,646	14.7%

Overtime Position List

(Only for Positions the Sum of Overtime Paid and Value of Compensatory Time for which was at Least 10% of Base Pay)

Prog ID	Position No.	Bargaining Unit	Included in CB (Y/N)	Exempt (Y/N)	Temp or Perm (T/P)	MOF	Position Title	Salary Range Level	Base Annual Pay	Hours Exceeding Standard	\$ Amount Paid	% of Base	Hours Earned	\$ Value of Hours Earned	% \$ Value of Base Salary	\$ Amount OT Paid + \$ Value Comp Hours Earned	% of Base
AGS-807/FR	17238	1	Y	N	P	A	BMW II	WS09A	48,219	216.00	4,922	10.2%	172.50	4,078	8.5%	9,000	18.7%
AGS-807/FR	17246	1	Y	N	P	A	BMW I	BC09A	45,528	277.50	6,038	13.3%			0.0%	6,038	13.3%
AGS-807/FR	46483	1	Y	N	P	A	BMW I	BC09A	45,528	375.00	8,150	17.9%			0.0%	8,150	17.9%
AGS-807/FR	17228	1	Y	N	P	A	BMW I	BC09A	45,528	297.00	6,465	14.2%			0.0%	6,465	14.2%
AGS-231/FD	24788	1	Y	N	P	A	JANITOR II	BC02A	33,891	424.50	6,916	20.4%			0.0%	6,916	20.4%
AGS-901/AA	24151	n/a	N	Y	T	A	ENGINEERING PROGRAM MANAGER	EM07	27,740	132.25	5,963	21.5%			0.0%	5,963	21.5%
AGS879	106053	63	N	Y	P	A	Election Assistant	SRNA	1,071	12.00	130	12.1%	-	-	0.0%	130	12.1%
AGS-881	112788	13	Y	N	P	B	Arts Program Special	SR18C	40,548	176.25	5,075	12.5%	5.25	154	0.4%	5,228	12.9%
AGS-889	27963	4	Y	N	P	B	Traffic & Parking Control Supervisor	18	39,788	221.69	4,193	10.5%			0.0%	4,193	10.5%
												#DIV/0!			#DIV/0!	-	#DIV/0!
												#DIV/0!			#DIV/0!	-	#DIV/0!
							GRAND TOTAL		2,092,434	18,873.20	469,404	22.4%	764.75	18,347	0.9%	487,751	23.3%
							Totals by MOF										
							A		1,775,519	17,700.21	430,847	24.3%	759.50	18,193	1.0%	449,041	25.3%
							B		80,336	397.94	9,268	11.5%	5.25	154	0.2%	9,422	11.7%
							C		83,444	232.52	9,312	11.2%	-	-	0.0%	9,312	11.2%
							N		-	-	-	#DIV/0!	-	-	#DIV/0!	-	#DIV/0!
							P		-	-	-	#DIV/0!	-	-	#DIV/0!	-	#DIV/0!
							R		-	-	-	#DIV/0!	-	-	#DIV/0!	-	#DIV/0!
							T		-	-	-	#DIV/0!	-	-	#DIV/0!	-	#DIV/0!
							U		-	-	-	#DIV/0!	-	-	#DIV/0!	-	#DIV/0!
							W		-	-	-	#DIV/0!	-	-	#DIV/0!	-	#DIV/0!
							X		-	-	-	#DIV/0!	-	-	#DIV/0!	-	#DIV/0!
* Position was filled for partial year																	
**Approximately 75% of overtime was reimbursed by Hawaii Public Housing Authority per Memorandum of Agreement.																	

Department of Accounting and General Services  
Overpayments as of November 30, 2014

Table 19

<u>Name of Employee</u>	<u>Date of Over-payment</u>	<u>Gross Amount Overpaid</u>	<u>Amount Recovered</u>	<u>Balance</u>	<u>Category</u>				<u>Reason for Overpayment</u>	<u>Referred to Attorney General</u>
					<u>Employed Occurred &gt; 2 Years</u>	<u>Employed Occurred &lt; 2 Years</u>	<u>Not Employed Occurred &gt; 2 Years</u>	<u>Not Employed Occurred &lt; 2 Years</u>		
[REDACTED]	Mar, Apr 2014	1,264.15	1,264.15	0.00					LWOP	
[REDACTED]	various 2011, 2012, 2013	104.08	52.04	52.04		52.04			T/A paid incorrectly	
[REDACTED]	June, Aug, Oct 2013	427.03	355.90	71.13		71.13			LWOP	
[REDACTED]	Dec 2013 to June 2014	1,250.87	1,250.87	0.00					Incorrect salary on EPAR	
[REDACTED]	Jan-Nov 2013	1,337.13	222.86	1,114.27		1114.27			LWOP	
[REDACTED]	Oct 2014	203.17	203.17	0.00					O/T paid in error	
[REDACTED]	Sept-Oct 2012	264.67	75.00	189.67		189.67			Amended T/A amount	
[REDACTED]	Oct 2014	550.67		550.67		550.67			LWOP	
[REDACTED]	2007, 2008	780.39	0.00	780.39				780.39	LWOP	YES
[REDACTED]	Dec06-Apr 07, July, Sep, Oct07, Jan08	793.61	388.74	404.87				404.87	LWOP	YES

Department of Accounting and General Services  
Overpayments as of November 30, 2014

Table 19

<u>Name of Employee</u>	<u>Date of Over-payment</u>	<u>Gross Amount Overpaid</u>	<u>Amount Recovered</u>	<u>Balance</u>	<u>Employed Occurred &gt; 2 Years</u>	<u>Employed Occurred &lt; 2 Years</u>	<u>Not Employed Occurred &gt; 2 Years</u>	<u>Not Employed Occurred &lt; 2 Years</u>	<u>Reason for Overpayment</u>	<u>Referred to Attorney General</u>
[REDACTED]	Aug 2000	53.87	0.00	53.87				53.87	Emp xferred to C&C of Hon. S/h been paid for only 11.00 days, rec'd full semi-monthly pay	YES
[REDACTED]	Jan to Nov 2000	603.19	386.24	216.95				216.95	LWOP	YES
[REDACTED]	Jan to May 2001	451.65	0.00	451.65				451.65	LWOP	YES
[REDACTED]	Feb & Dec 1995	474.44	0.00	474.44				474.44	LWOP	YES
[REDACTED]	July to Aug 1995	1,954.40	50.00	1,904.40				1904.4	LWOP	YES
[REDACTED]	Nov 2011	954.54	0.00	954.54				954.54	LWOP	YES
[REDACTED]	Nov 2006, Dec 2007	2,658.95	0.00	2,658.95				2658.95	LWOP	YES
[REDACTED]	Nov 2008	202.40	70.00	132.40				132.4	paid after resignation date	YES
[REDACTED]	Oct to Dec 1995	2,611.63	519.00	2,092.63				2092.63	LWOP	YES
[REDACTED]	Apr 2001	894.94	83.41	811.53				811.53	LWOP	YES
[REDACTED]	Dec 2007- July 2008	3,834.81	3,058.49	776.32				776.32	LWOP	YES
[REDACTED]	Feb-Mar 2011	714.61	0.00	714.61				714.61	LWOP	YES

Department of Accounting and General Services  
Overpayments as of November 30, 2014

Table 19

<u>Name of Employee</u>	<u>Date of Over-payment</u>	<u>Gross Amount Overpaid</u>	<u>Amount Recovered</u>	<u>Balance</u>	<u>Employed Occurred &gt; 2 Years</u>	<u>Employed Occurred &lt; 2 Years</u>	<u>Not Employed Occurred &gt; 2 Years</u>	<u>Not Employed Occurred &lt; 2 Years</u>	<u>Reason for Overpayment</u>	<u>Referred to Attorney General</u>
[REDACTED]	Nov 2009	379.42	0.00	379.42				379.42	LWOP	YES
[REDACTED]	1996	262.46	236.00	26.46				26.46	LWOP	YES
		\$ 23,027.08	\$ 8,215.87	\$ 14,811.21	\$ -	\$ 1,977.78	\$ -	\$ 12,833.43		

Department of Accounting and General Services  
Active Contracts as of December 1, 2014

Table 20

Accounting Division - Systems Accounting Branch

<u>Prog ID</u>	<u>MOF</u>	<u>Frequency</u>		<u>Max Value</u>	<u>Outstanding Balance</u>	<u>Term of Contract</u>			<u>Organization</u>	<u>Category</u> <u>E/L/P/C/G/S</u>	<u>Description</u>	<u>Explanation of How Contract is Monitored</u>	<u>POS</u> <u>Y/N</u>
		<u>Amount</u>	<u>(M/A/O)</u>			<u>Date Executed</u>	<u>From</u>	<u>To</u>					
AGS-101/CA	A	\$107	M	\$6,447	\$3,868	12/21/2012	12/21/2012	12/20/2017	Xerox Corp.	E	Xerox Copier W7120P 60 Months Lease- Systems Accounting Branch	*See footnote below	N

\*Pursuant to HRS Section 103-10, payment shall be made no later than 30 calendar days following the date of receipt of the invoice or satisfactory delivery of the goods or performance of services, whichever is later. The vendor/contractor is owed interest if they cannot be paid within this time period.  
Pursuant to HRS Section 40-56, the person directly responsible for purchase order/contract signs a certification validating that goods and services have been received in good order and condition on the invoice.



Department of Accounting and General Services  
Active Contracts as of December 1, 2014

Table 20

Accounting Division - Uniform Accounting and Reporting Branch

Prog ID	MOF	Frequency		Max Value	Outstanding Balance	Term of Contract			Organization	Category E/L/P/C/ G/S	Description	Explanation of How Contract is Monitored	POS Y/N
		Amount	(M/A/O)			Date Executed	From	To					
AGS103	A	\$ 65,000	O	\$ 65,000.00	\$ 12,382.00	6/13/2014	6/13/2014	12/31/2014	N&K CPAS, INC	S	Accounting services to assist in the preparation of the CAFR	* See footnote below	N
AGS103	A	\$ 4,950	O	\$ 4,950.00	\$ 4,950.00	6/13/2014	6/13/2014	12/31/2014	Aon Risk Consultants, Inc.	S	Actuary services to assist in the preparation of the CAFR	* See footnote below	N
* Progress on deliverables is monitored by UARB Branch Chief. For the N&K purchase order, payment is issued based on services rendered each month. For the Aon purchase order, payment is issued upon completion and acceptance of actuarial report. Both contracts were fully paid as of December 12, 2014.													



Department of Accounting and General Services  
Contract Costs

Table 20

Audit Division

Prog ID	MOF	Frequency		Max Value	Outstanding Balance	Term of Contract			Organization	Category E/L/P/C/ G/S	Description	Method and Frequency of Monitoring	POS Y/N
		Amount	(M/A/O)			Date Executed	From	To					
AGS-104	A	\$ 123	M	\$ 7,381	\$ 4,429	1/9/2012	6/1/2012	5/30/2017	Ricoh USA	E	Multifunction copier, 60 month lease	Monthly invoices and see footnote below*	N

\*Pursuant to HRS Section 103-10, payment shall be made no later than 30 calendar days following the date of receipt of the invoice after the satisfactory delivery of the goods or performance of services, whichever is later. The vendor/contractor is owned interest if they cannot be paid within this time period.  
Pursuant to HRS 40-56, the person directly responsible for purchase order/contract signs a certification validating that goods and services have been received in good order and condition on the invoice.

Department of Accounting and General Services  
Contract Costs

Table 20

Archives Division

Prog ID	MOF	Frequency		Max Value	Outstanding Balance	Term of Contract			Organization	Category E/L/P/C/ G/S	Description	Method and Frequency of Monitoring	POS Y/N
		Amount	(M/A/O)			Date Executed	From	To					
AGS-111	A	\$ 213	M	\$ 12,780	\$ 2,002	12/1/2010	12/1/2010	12/1/2015	Xerox Corp	E	5 Yr. Copier WC5735A Lease	Monthly Billing *	N
AGS-111	A	\$ 91	M	\$ 5,460	\$ 2,556	9/4/2012	9/4/2012	9/4/2017	Xerox Corp	E	5 Yr. Copier WC4150X Lease	Monthly Billing *	N
AGS-111	A	\$ 173	M	\$ 10,380	\$ 3,287	6/12/2012	6/12/2012	6/12/2017	Xerox Corp	E	5 Yr. Copier C123OL-CO Lease	Monthly Billing *	N
AGS-111	A	\$ 10,000	M	\$ 287,500	\$ 100,000	9/8/2013	10/1/2013	8/31/2015	Adam Jansen	C	Consultant services to manage, provide oversight and consultation on the Hawaii State Digital Archives - Phase II. On signing - first month (\$57,500), 20 months x \$10,000 (\$200,000), final payment (\$30,000)	Monthly Billing *	N
<p>*Pursuant to HRS sections 103-10, payment shall be made no later than 30 calendar days following the date of receipt of the invoice or after the satisfactory delivery of the goods or of the services, whichever is later. The vendor/contractor is owned interest if they cannot be paid within this time period.</p> <p>Pursuant to HRS section 40-56, the person directly responsible for purchase order/contract signs a certification validating that goods and services have been received in good order on the invoice.</p>													

Department of Accounting and General Services  
Active Contracts as of December 1, 2014

Table 20

ICSD/OIMT

Prog ID	MOF	Frequency		Max Value	Outstanding Balance	Term of Contract			Organization	Category E/L/P/C/G/S	Description	Explanation of How Contract is Monitored	POS Y/N
		Amount	(M/A/O)			Date Executed	From	To					
AGS-130	A	varies	O - deliverable	965,758.78	899,093.88	5/20/2013	05/20/13	05/19/15	Oceanit Laboratories, Inc	S	Program Management Consulting Support	Deliverable Report	N
AGS-130	A	varies	M	299,999.39	5,429.48	6/12/2013	06/14/13	06/13/15	SAIC	S	Program Management Consulting Support	Deliverable Report	N
AGS-130	A	\$ 26,244	M	317,399.04	251,596.77	9/17/2014	10/01/14	09/30/15	High Technology Development Corp	L	Office space at 590 Lipoa Parkway, Kihei, Maui	Monthly Report	N
AGS-131	A	Varies	M	35,743.20	5,949.22	12/30/09	12/30/13	12/29/14	C&A Generator Services, Inc.	S	(1+4 ext. exp. 12/29/14) Guaranteed maintenance services for emergency motor generators at State telecommunication sites (Mt. Kilohana, Kahua Ranch, Humuula, Mauna Loa and Hilo SOB)	Monthly reporting	N
AGS-131	A	244,719.89	A	244,719.89	244,719.89	03/31/14	03/31/14	03/30/15	CA, Inc. dba CA - IT Management Software	S	(5 years Multi-term exp. 03/30/19) Provide software license replacement programs and maintenance services	Deliverable report	N
AGS-131	A	643.56	M	7,722.84	7,722.84	01/21/10	01/21/14	01/20/15	Cummins Pacific LLC	S	(1+4 ext. exp. 01/20/15) Guaranteed maintenance services for emergency motor generators at State telecommunication sites (Kokohead)	Monthly reporting	N
AGS-131	A	1,248.00	M	7,488.00	1,248.00	05/01/10	07/01/14	12/31/14	Hualalai Land Corporation	L	Lease Agreement (15 years and 6 months) (exp. 12/31/25) Location: Island of Hawai'i, Base Rent for Ka'ūpūlehu Radio Site and Tower	Monthly reporting	N
AGS-131	A	797.00	M	9,564.00	797.00	01/12/09	01/12/13	01/11/14	JECO Air Conditioning Inc.	S	(1+4 exp. 01/11/14) Guaranteed comprehensive routine and emergency maint on Lanai telecomm site	Monthly reporting	N
AGS-131	A	797.00	M	4,782.00	2,391.00	01/12/09 (180 days)	01/12/14	07/11/14	JECO Air Conditioning Inc.	S	(180 days) Guaranteed comprehensive routine and emergency maint on Lanai telecomm site	Monthly reporting	N
AGS-131	A	24,950.00	Semi-A	49,900.00	49,900.00	06/24/13	06/24/13	11/25/15	Maximus Consulting Services, Inc.	S	Statewide Cost Allocation Plan (SWCAP) for FY 2014 and the Composite Statewide Fringe Benefit Rate (RATE) for FY 2014	Deliverable report	N
AGS-131	A	3,969.08	M	23,814.48	3,969.08	01/27/09	01/27/14	07/26/14	Oahu Air Conditioning Service, Inc.	S	(180 days) Guaranteed comprehensive routine & emergency maint on the islands of Kauai, Oahu, Molokai & Hawaii telecomm sites	Monthly reporting	N
AGS-131	A	4,088.15	M	24,528.90	20,440.75	01/27/09	07/27/14	01/22/15	Oahu Air Conditioning Service, Inc.	S	(180 days) Guaranteed comprehensive routine & emergency maint on the islands of Kauai, Oahu, Molokai & Hawaii telecomm sites	Monthly reporting	N
AGS-131	A	Varies	M	143,625.00	106,498.00	06/25/14	06/25/14	06/24/15	Pacific Power Group, LLC dba Pacific Power Products Group	S	(1+4 exp.06/24/19 ) For Comprehensive Routine and Emergency Maintenance of Standby Generator Systems and their Associated Equipment, Including Refueling Services, at ICSD, Radio Facilities for the [Islands of Kauai, Oahu, Molokai, Lanai, Maui (Wailuku), and Hawaii]	Monthly reporting	N

Department of Accounting and General Services  
Active Contracts as of December 1, 2014

Table 20

ICSD/OIMT

Prog ID	MOF	Amount	(M/A/O)	Max Value	Outstanding Balance	Date Executed	From	To	Organization	E/L/P/C/ G/S	Description	How Contract is Monitored	POS Y/N
AGS-131	A	14,944.43	M	179,333.16	89,666.58	04/01/11	04/01/14	03/31/15	Pacific Wireless Communications, LLC	S	(1+4 exp. 03/31/16) Comprehensive maint and continuous monitoring of Hawaiian Statewide Microwave Radio Comm Sys and its equip	Monthly reporting	N
AGS-131	A	Varies	M	177,372.72	54,937.13	07/01/08	08/29/13	02/24/14	Sirius Computer Solutions, Inc. assigned to IBM Corporation	E	(1+4 exp. + 180 days 02/24/14) Furnish deliver & replace a Leased IBM mainframe computer and storage server for the SOH (H/W)	Monthly reporting	N
AGS-131	A	Varies	M	144,575.15	64,289.51	07/01/08	02/25/14	08/21/14	Sirius Computer Solutions, Inc. assigned to IBM Corporation	E	(1+4 exp. + 180 days 08/21/14) Furnish deliver & replace a Leased IBM mainframe computer and storage server for the SOH (H/W)	Monthly reporting	N
AGS-131	A	Varies	M	280,424.85	126,766.75	07/01/08	02/25/14	08/21/14	Sirius Computer Solutions, Inc. assigned to IBM Corporation	E	(1+4 exp. + 180 days 2nd ext. 08/21/14) Furnish deliver & replace a Leased IBM mainframe computer and storage server for the SOH (S/W)	Monthly reporting	N
AGS-131	A	Varies	M	144,575.15	144,575.15	07/01/08	08/22/14	02/17/15	Sirius Computer Solutions, Inc. assigned to IBM Corporation	E	(1+4 exp. + 180 days 3rd ext. 02/17/15) Furnish deliver & replace a Leased IBM mainframe computer and storage server for the SOH (H/W)	Monthly reporting	N
AGS-131	A	Varies	M	280,424.85	280,424.85	07/01/08	08/22/14	02/17/15	Sirius Computer Solutions, Inc. assigned to IBM Corporation	E	(1+4 exp. + 180 days 3rd ext. 02/17/15) Furnish deliver & replace a Leased IBM mainframe computer and storage server for the SOH (S/W)	Monthly reporting	N
AGS-131	A	12,490.95	M	151,300.68	13,900.23	12/01/10	12/01/13	11/30/14	Sirius Computer Solutions, Inc. assigned to IBM Corporation	L	(7 years - exp. 11/30/17 - Multi-Term) Furnish, Deliver, Install Configure Migrate, and Provide Maintenance for a Virtual Tape System - 4th extension	Monthly reporting	N
AGS-131	A	12,490.95	M	151,300.68	151,300.68	12/01/10	12/01/14	11/30/15	Sirius Computer Solutions, Inc. assigned to IBM Corporation	L	(7 years - exp. 11/30/17 - Multi-Term) Furnish, Deliver, Install Configure Migrate, and Provide Maintenance for a Virtual Tape System - 5th extension	Monthly reporting	N
AGS-131	A		M	52,500.00	52,500.00	06/23/14	06/23/14	06/22/15	Wailea Trees and Landscape Professionals, Inc.	S	(1+4 exp. 06/22/19) For Landscaping and Building Maintenance, Brush Clearing, and Fire Break Maintenance at Remote Telecommunications Facilities	Monthly reporting	N
AGS-131	A	21,212.00	M	254,544.00	148,484.00	04/29/12	04/29/14	04/28/15	Xerox Corporation	E	(7 yr lease - exp. 04/28/19) Furnish and Deliver Laser Printing Systems to Replace or Upgrade Two Leased Xerox DP135MC Laser Printer	Monthly reporting	N

Explanation of How Contract is Monitored - Pursuant to HRS Section 103-10, payment shall be made no later than 30 calendar days following the date of receipt of the invoice or satisfactory delivery of the goods or performance of services, whichever is later. The vendor/contractor is owed interest if they cannot be paid within this time period.

Pursuant to HRS Section 40-56, the person directly responsible for purchase order/contract signs a certification validating that goods and services have been received in good order and condition on the invoice.

Department of Accounting and General Services  
Contract Costs

Table 20

Risk Management Office

Prog ID	MOF	Frequency		Max Value	Outstanding Balance	Term of Contract			Organization	Category E/L/P/C/ G/S	Description	Method and Frequency of Monitoring	POS Y/N
		Amount	(M/A/O)			Date Executed	From	To					
AGS-203	W	\$ 30	M	\$ 1,440	\$ 1,140	3/7/2014	3/7/2014	3/7/2018	Xerox Corp.	E	Fax Machine WC6605DN 48 Months Lease	*See footnote below	N
AGS-203	W	\$ 261	M	\$ 15,675	\$ 5,489	3/4/2011	4/5/2011	4/4/2016	Ricoh Business Solutions	E	Copier AFCIO MP C4501 60 Months Lease	*See footnote below	N
AGS-203	W	n/a	n/a	n/a	n/a	7/30/2009	7/30/2009	7/30/2017	Aon Risk Services, Inc. of Hawaii	S	Insurance Broker Services - Aon receives a commission directly from the insurance companies that provides the State with its insurance coverage. The State renews its insurance policies on an annual basis.	On an annual basis, the Risk Management Officer evaluates the performance of the insurance broker.	N

\*Pursuant to HRS Section 103-10, payment shall be made no later than 30 calendar days following the date of receipt of the invoice after the satisfactory delivery of the goods or performance of services, whichever is later. The vendor/contractor is owned interest if they cannot be paid within this time period.

Pursuant to HRS 40-56, the person directly responsible for purchase order/contract signs a certification validating that goods and services have been received in good order and condition on the invoice.

Department of Accounting and General Services  
Active Contracts as of December 1, 2014

Table 20

Land Survey Division

Prog ID	MOF	Frequency		Max Value	Outstanding Balance	Term of Contract			Organization	Category E/L/P/C/ G/S	Description	Explanation of How Contract is Monitored	POS Y/N
		Amount	(M/A/O)			Date Executed	From	To					
AGS -211	A	\$ 948	M	\$56,880.00	\$2,180.00	1/25/2010	2/10/2010	2/9/2015	Xerox Corp	E	Xerox 6279 Wide Format Scanner / Printer 60 months lease	* See footnote below	N
AGS -211	A	\$ 426	M	\$35,784.00	\$11,928.00	3/23/2010	3/29/2010	3/28/2017	Xerox Corp	E	Xerox Colorcube 9201 Color Multi Function Printer w/fax 84 months lease	*See footnote below	N

Department of Accounting and General Services  
Contract Costs

Table 20

Public Works Division

Prog ID	MOF	Frequency		Max Value	Outstanding Balance	Date Executed	Term of Contract		Organization	Category E/L/P/C/G/S	Description	Method and Frequency of Monitoring	POS Y/N
		Amount	(M/A/O)				From	To					
AGS-221	W	\$ 158	M	\$ 9,487.76	\$ 9,487.76	10/29/2014	10/29/2014	10/29/2019	Xerox Corp.	E	Copier, WC5335PT, 5-year, 60 month lease	*See footnote below	N
AGS-221	W	\$ 475	M	\$ 28,500.00	\$ 1,900.00	10/29/2009	11/3/2009	11/23/2014	Xerox Corp.	E	Copier, ColorQube9201, 5-year, 60 Month Lease <sup>1</sup>	*See footnote below	N
AGS-221	W	\$ 400	M	\$ 24,025.00	\$ 24,025.00	10/29/2014	10/29/2014	10/29/2019	Xerox Corp.	E	Copier, W7970P, 5-year, 60 Month Lease <sup>1</sup>	*See footnote below	N
AGS-221	W	\$ 393	A	\$ 393.00	\$ 393.00	10/1/2013	10/1/2013	9/30/2014	JFM Services	S	Typewriter, Annual Maintenance Agreement for (4) IBM Wheelwriter 6 & (1) IBM Wheelwriter 15	*See footnote below	N
AGS-221	W	\$ 2,061	M	\$ 56,383.82	-	11/1/2013	11/1/2013	10/31/2014	American Reprographics Co.	S	Reproduction of Plans and Specifications and Related Services	*See footnote below. Deliveries	N
AGS-221	W	\$ 309	M	\$ 18,540.00	\$ 7,725.00	12/14/2011	12/29/2011	12/28/2016	Xerox Corp.	E	Copier, WC7556P, 5-year, 60 Month Lease	*See footnote below	N
AGS-221	W	\$ 429	M	\$ 20,592.00	\$ 16,731.00	2/10/2014	2/25/2014	2/24/2018	Xerox Corp.	E	Copier, WC7778, 4-year, 48-month Lease	*See footnote below	N
AGS-221	W	\$ 157	A	\$ 157.00	\$ 157.00	10/3/2014	10/1/2014	9/30/2015	JFM Services	S	Typewriter, Annual Maintenance Agreement for 2 IBM Wheelwriters	*See footnote below	N
AGS-221	W	\$ 417	M	\$ 5,004.00	\$ 2,919.00	7/30/2009	8/1/2009	7/24/2015	Xerox Corp.	E	Copier, WCP55, Month-to-Month Lease	*See footnote below	N
AGS-221	W	\$ 278	M	\$ 14,676	\$ 10,780	8/6/2013	9/1/2013	8/31/2018	Xerox Corp.	E	Copier, W7855PT, 5-year, 60 Month Lease	*See footnote below	N
AGS-221	W	\$ 157	M	\$ 157	\$ 157	10/1/2013	10/1/2013	9/30/2014	JFM Services	S	Typewriter, Annual Maintenance Agreement for two (2) IBM Wheelwriter 30	*See footnote below	N
AGS-221	W	\$ 79	A	\$ 79.00	\$ 79.00	11/18/2013	12/1/2013	11/30/2014	JFM Services	S	Typewriter, Annual Maintenance Agreement for IBM Wheelwriter 30	*See footnote below	N
AGS-221	W	\$ 1,140	A	\$ 1,140	\$ 1,140	10/17/2014	10/9/2014	10/8/2015	Copiers Hawaii, Inc.	S	Copier Maintenance Service Agreement Contract for Sharp Copier AR-M237N	*See footnote below	N
AGS-221	W	\$ 47,338	O	\$ 47,338.00	\$ -	2/6/2008	6/20/2014	6/28/2015	Autodesk, Inc.	S	Web-based Construction Management System (Software as a Service), Contract Extension #8, 9 to Contract No. 56657 (#9 being processed, not yet encumbered)	*See footnote below	N
AGS-221	W	\$ 75,000	O	\$ 75,000.00	\$ 100.00	11/5/2013	11/18/2013	11/18/2014	Leveraging Experts LLC	S	Operations Research Consultant Services to reorganize and merge PWD and CSD, Contract No. 62414. 1-year contract.	*See footnote below	N
AGS-221	W	\$ 314	A	\$ 2,434.01	\$ 1,326.31	6/28/2013	6/28/2013	7/31/2018	AED Institute of America, Inc.	S	Automated External Defibrillator (AED) devices, cabinets, training, and maintenance. 5-year contract.	*See footnote below	N
AGS-221	W	\$ 5,163	M	\$ 123,900.00	\$ 123,900.00	2/6/2008	10/16/2014	6/28/2015	American Reprographics Co. LLC dba ARC	S	Plan File Archiving System, 2-year contract. DAGS Job No. 26-10-0762 (not yet encumbered)	*See footnote below	N

Department of Accounting and General Services  
Contract Costs

Table 20

Public Works Division

Prog ID	MOF	Amount	(M/A/O)	Max Value	Outstanding Balance	Date Executed	From	To	Organization	E/L/P/C/G/S	Description	Frequency of Monitoring	POS Y/N
AGS-221	W	\$ 42	M	\$ 5,046.60	\$ 1,429.74	9/11/2012	9/30/2012	9/30/2017	Pitney Bowes	E	5-Year Postage Meter (DM200L) 60 Month Lease	*See footnote below. Maximum value amount is the total lease amount which is funded by three programs. Amount and Outstanding Balance is Public Works portion.	N
AGS-221	W	\$ 42	M	\$ 5,046.60	\$ 1,429.74	9/11/2012	9/30/2012	9/30/2017	Pitney Bowes	E	5-Year Postage Meter (DM200L) 60 Month Lease	*See footnote below. Maximum value amount is the total lease amount which is funded by three programs. Amount and Outstanding Balance is Public Works portion.	N
AGS-221	W	\$ 700	O	\$ 10,490.00	\$ 700.00	6/3/2014	7/1/2014	6/30/2015	Wayne's Auto Repair	S	1 Year Vehicle Servicing & Tune-up	Contract includes vehicle servicing & tune-up for three programs. There are two vehicles under this program. Amount and Outstanding Balance is Public Work's portion.	N
AGS-221	W	\$ 228	M	\$ 13,702	\$ 5,877	11/12/2012	11/12/2012	11/12/2017	Xerox Corp.	E	Xerox 3550 Copy Machine, 60 Month Lease	*See footnote below	N
<p>*Pursuant to HRS sections 103-10, payment shall be made no later than 30 calendar days following the date of receipt of the invoice or after the satisfactory delivery of the goods or performance of the services, whichever is later. The vendor/contractor is owned interest if they cannot be paid within this time period.</p> <p>Pursuant to HRS 40-56, the person directly responsible for purchase order/contract signs a certification validating that goods and services have been received in good order and condition of this invoice.</p>													
<p><sup>1</sup> At the time of report, delivery of new copier was delayed and payments being made only to the ColorQube 9201 only and not yet to the WorkCentreW7970P.</p>													



Department of Accounting and General Services  
Active Contracts as of December 1, 2014  
Public Works Division/Leasing Services Branch

Prog ID	MOF	Frequency		Max Value	Outstanding Balance	Term of Contract			Organization	Category E/L/P/C/G/S	Description	Explanation of How Contract is Monitored	POS Y/N
		Amount	(M/A/O)			Date Executed	From	To					
AGS 223	A	337.50	M	2,400.00	840.00	7/17/2014	7/17/2014	Ongoing	CASTLE & COOKE RESORTS, LLC	L	Ofc Lease	** See footnote below	N
AGS 223	A	470.00	M	6,000.00	4,324.65	8/14/2014	8/14/2014	Ongoing	CITY & COUNTY OF HONOLULU	L	Ofc Lease	** See footnote below	N
AGS 223	A	1,529.07	M	8,000.00	1,693.63	7/17/2014	7/17/2014	Ongoing	CLARK, HENRY B., JR	L	Ofc Lease	** See footnote below	N
AGS 223	A	5,949.48	M	59,600.00	31,811.08	7/17/2014	7/17/2014	Ongoing	DTP HOLDINGS, INC.	L	Ofc Lease	** See footnote below	N
AGS 223	A	--	O	814,900.00	568,407.00	8/14/2014	8/14/2014	Ongoing	FIRST HAWAIIAN BANK	L	Ofc Lease	** See footnote below	N
AGS 223	A	7,097.45	M	143,500.00	33,130.75	8/13/2013	8/13/2013	Ongoing	GULSONS, LLC	L	Ofc Lease	** See footnote below	N
AGS 223	A	3,990.34	M	28,000.00	9,337.08	7/17/2014	7/17/2014	Ongoing	KONA SCENIC LAND INC	L	Ofc Lease	** See footnote below	N
AGS 223	A	964.21	M	17,700.00	5,338.77	9/3/2013	9/3/2013	Ongoing	LANAI RESORTS, LLC	L	Ofc Lease	** See footnote below	N
AGS 223	A	5,006.85	M	26,600.00	20,289.64	10/14/2014	10/14/2014	Ongoing	MARCUS PROPERTY MANAGEMENT,LLC	L	Ofc Lease	** See footnote below	N
AGS 223	A	1,114.06	M	13,500.00	2,303.48	1/15/2014	1/15/2014	Ongoing	MAUI VARIETIES INVESTMENTS,INC	L	Ofc Lease	** See footnote below	N
AGS 223	A	5,704.55	M	69,000.00	31,019.27	5/15/2014	5/15/2014	Ongoing	PONAHAWAI VENTURE, LLC	L	Ofc Lease	** See footnote below	N
AGS 223	A	55,601.08	M	333,600.00	191,126.81	9/15/2014	9/15/2014	Ongoing	RONIN PROPERTIES, LLC	L	Ofc Lease	** See footnote below	N
AGS 223	A	13,224.06	M	269,200.00	92,161.10	10/7/2013	10/7/2013	Ongoing	SHIRAKI, REED T.	L	Ofc Lease	** See footnote below	N
AGS 223	A	3,887.75	M	70,500.00	17,409.08	11/8/2013	11/8/2013	Ongoing	TAVARES, EDMOND J. & EDWINA A.	L	Ofc Lease	** See footnote below	N
AGS 223	A	2,452.07	M	19,850.00	17,306.00	10/14/2014	10/14/2014	Ongoing	UILANI ASSOCIATES, INC.	L	Ofc Lease	** See footnote below	N
AGS 223	A	6,231.99	M	63,500.00	31,349.74	6/5/2014	6/5/2014	Ongoing	WAIHUI, LLC	L	Ofc Lease	** See footnote below	N
AGS 223	A	8,839.73	M	133,700.00	89,312.45	7/17/2014	7/17/2014	Ongoing	WATUMULL PROPERTIES, CORP.	L	Ofc Lease	** See footnote below	N
AGS 223	A	7,095.46	M	107,000.00	9,452.40	10/7/2013	10/7/2013	Ongoing	WINDWARD BUSINESS CENTER, LLC	L	Ofc Lease	** See footnote below	N
AGS 223	A	8,005.20	M	48,100.00	12,971.61	8/14/2014	8/14/2014	Ongoing	WKSP LIMITED PARTNERSHIP	L	Ofc Lease	** See footnote below	N
AGS 223	A	1,744.73	M	19,200.00	17,415.59	11/14/2014	11/14/2014	Ongoing	1955 MAIN STREET PARTNERSHIP	* L	Ofc Lease	** See footnote below	N
AGS 223	A	3,828.66	M	46,000.00	7,565.92	3/10/2014	3/10/2014	Ongoing	1955 MAIN STREET PARTNERSHIP	* L	Ofc Lease	** See footnote below	N
AGS 223	A	12,506.55	M	126,526.41	76,500.21	9/2/2014	9/2/2014	Ongoing	707 RICHARDS HOLDINGS, LLC	* L	Ofc Lease	** See footnote below	N
AGS 223	A	16,523.48	M	91,415.41	25,321.49	9/2/2014	9/2/2014	Ongoing	820 MILILANI HOLDINGS, LLC	* L	Ofc Lease	** See footnote below	N
AGS 223	A	37,424.25	M	262,500.00	146,698.95	9/5/2014	9/5/2014	Ongoing	820 MILILANI HOLDINGS, LLC	* L	Ofc Lease	** See footnote below	N

Department of Accounting and General Services  
Active Contracts as of December 1, 2014  
Public Works Division/Leasing Services Branch

Prog ID	MOF	Frequency		Max Value	Outstanding Balance	Term of Contract			Organization	Category E/L/P/C/ G/S	Description	Explanation of How Contract is Monitored	POS Y/N
		Amount	(M/A/O)			Date Executed	From	To					
AGS 223	A	13,847.40	M	320,500.00	60,678.79	8/30/2013	8/30/2013	Ongoing	A&B WAIANA E LLC	* L	Ofc Lease	** See footnote below	N
AGS 223	A	17,701.18	M	106,800.00	80,125.08	10/14/2014	10/14/2014	Ongoing	AIPA PROPERTIES, L.L.C.	* L	Ofc Lease	** See footnote below	N
AGS 223	A	2,595.42	M	30,000.00	8,258.26	3/10/2014	3/10/2014	Ongoing	AKAKU HOLDINGS, LLC	* L	Ofc Lease	** See footnote below	N
AGS 223	A	6,262.98	M	56,500.00	26,327.46	7/17/2014	7/17/2014	Ongoing	BRILHANTE, WILLIAM V.	* L	Ofc Lease	** See footnote below	N
AGS 223	A	33,639.52	M	236,500.00	91,230.74	7/17/2014	7/17/2014	Ongoing	CASTLE & COOKE PROPERTIES, INC	* L	Ofc Lease	** See footnote below	N
AGS 223	A	13,013.42	M	104,100.00	46,723.15	7/17/2014	7/17/2014	Ongoing	CHUN, ROLAND K.C. AND/OR	* L	Ofc Lease	** See footnote below	N
AGS 223	A	18,592.12	M	152,500.00	75,101.57	7/17/2014	7/17/2014	Ongoing	CITY CENTER, LLC.	* L	Ofc Lease	** See footnote below	N
AGS 223	A	13,497.34	M	40,500.00	28,267.83	11/14/2014	11/14/2014	Ongoing	CLARK HOLDINGS LLC	* L	Ofc Lease	** See footnote below	N
AGS 223	A	11,474.12	M	114,800.00	59,230.44	7/17/2014	7/17/2014	Ongoing	DAY-LUM RENTALS & MANAGEMENT,	* L	Ofc Lease	** See footnote below	N
AGS 223	A	1,814.51	M	11,000.00	3,968.83	8/14/2014	8/14/2014	Ongoing	DEETMAN, LOUIS J. & HELENA C.	* L	Ofc Lease	** See footnote below	N
AGS 223	A	3,657.49	M	62,900.00	11,039.21	8/30/2013	8/30/2013	Ongoing	ELEELE ASSOCIATES, INC.	* L	Ofc Lease	** See footnote below	N
AGS 223	A	--	O	1,185,835.27	821,753.27	6/27/2014	6/27/2014	Ongoing	FIRST HAWAIIAN BANK	* L	Ofc Lease	** See footnote below	N
AGS 223	A	7,395.30	M	66,700.00	33,756.21	7/17/2014	7/17/2014	Ongoing	FRAME 10	* L	Ofc Lease	** See footnote below	N
AGS 223	A	1,874.99	M	13,200.00	4,601.04	7/17/2014	7/17/2014	Ongoing	GAYLORD PROPERTIES	* L	Ofc Lease	** See footnote below	N
AGS 223	A	4,669.76	M	5,060.85	5,060.85	12/5/2014	12/5/2014	Ongoing	GLACS, LLC	* L	Ofc Lease	** See footnote below	N
AGS 223	A	13,044.25	M	39,000.00	30,368.24	11/14/2014	11/14/2014	Ongoing	GULSONS, LLC	* L	Ofc Lease	** See footnote below	N
AGS 223	A	13,286.54	M	186,300.00	38,729.67	12/9/2013	12/9/2013	Ongoing	GULSONS, LLC	* L	Ofc Lease	** See footnote below	N
AGS 223	A	2,292.16	M	13,800.00	13,297.92	11/14/2014	11/14/2014	Ongoing	HAWAII & PACIFIC COMMERCIAL	* L	Ofc Lease	** See footnote below	N
AGS 223	A	3,580.74	M	22,000.00	4,534.62	7/17/2014	7/17/2014	Ongoing	HAWAII PUBLIC HOUSING	* L	Ofc Lease	** See footnote below	N
AGS 223	A	84,937.46	M	400,000.00	296,137.62	10/14/2014	10/14/2014	Ongoing	HOUSING FINANCE AND	* L	Ofc Lease	** See footnote below	N
AGS 223	A	5,718.71	M	57,200.00	32,493.28	7/17/2014	7/17/2014	Ongoing	IKEDA, RALPH S.	* L	Ofc Lease	** See footnote below	N
AGS 223	A	13,195.57	M	105,600.00	47,915.77	7/17/2014	7/17/2014	Ongoing	KAILUA BUSINESS CENTER	* L	Ofc Lease	** See footnote below	N
AGS 223	A	31,866.31	M	690,000.00	183,252.36	5/14/2014	5/14/2014	Ongoing	KAMEHAMEHA SCHOOLS	* L	Ofc Lease	** See footnote below	N
AGS 223	A	78,523.34	M	310,000.00	49,002.75	3/10/2014	3/10/2014	Ongoing	KAMEHAMEHA SCHOOLS	* L	Ofc Lease	** See footnote below	N

Department of Accounting and General Services  
Active Contracts as of December 1, 2014  
Public Works Division/Leasing Services Branch

Table 20

Prog ID	MOF	Frequency		Max Value	Outstanding Balance	Term of Contract			Organization	Category E/L/P/C/ G/S	Description	Explanation of How Contract is Monitored	POS Y/N
		Amount	(M/A/O)			Date Executed	From	To					
AGS 223	A	3,842.98	M	19,200.00	18,007.06	11/14/2014	11/14/2014	Ongoing	KANESHIRO AND SONS ENTERPRISE,	* L	Ofc Lease	** See footnote below	N
AGS 223	A	8,253.47	M	52,000.00	37,663.92	10/14/2014	10/14/2014	Ongoing	KANESHIRO AND SONS ENTERPRISE,	* L	Ofc Lease	** See footnote below	N
AGS 223	A	9,951.46	M	214,900.00	64,842.89	8/30/2013	8/30/2013	Ongoing	KANESHIRO AND SONS ENTERPRISE,	* L	Ofc Lease	** See footnote below	N
AGS 223	A	1,666.67	M	23,600.00	2,536.07	11/5/2013	11/5/2013	Ongoing	KAUAI VETERANS COUNCIL	* L	Ofc Lease	** See footnote below	N
AGS 223	A	2,318.74	M	21,000.00	11,371.34	7/17/2014	7/17/2014	Ongoing	KCOM CORP.	* L	Ofc Lease	** See footnote below	N
AGS 223	A	5,993.87	M	60,000.00	33,045.57	7/17/2014	7/17/2014	Ongoing	KCOM CORP.	* L	Ofc Lease	** See footnote below	N
AGS 223	A	8,425.26	M	75,800.00	35,644.47	7/17/2014	7/17/2014	Ongoing	KONA SCENIC LAND INC	* L	Ofc Lease	** See footnote below	N
AGS 223	A	835.31	M	9,200.00	8,796.73	11/14/2014	11/14/2014	Ongoing	LANAI RESORTS, LLC	* L	Ofc Lease	** See footnote below	N
AGS 223	A	4,969.37	M	74,900.00	11,466.59	11/6/2013	11/6/2013	Ongoing	LIHUE TOWN PLAZA	* L	Ofc Lease	** See footnote below	N
AGS 223	A	1,874.99	M	9,400.00	2,023.08	8/14/2014	8/14/2014	Ongoing	OLD HILO RENTALS, LLC	* L	Ofc Lease	** See footnote below	N
AGS 223	A	14,401.47	M	116,900.00	97,302.00	10/14/2014	10/14/2014	Ongoing	OLELO COMMUNITY TELEVISION	* L	Ofc Lease	** See footnote below	N
AGS 223	A	37,539.94	M	695,500.00	195,108.40	10/7/2013	10/7/2013	Ongoing	ONE KAPIOLANI, LLC	* L	Ofc Lease	** See footnote below	N
AGS 223	A	7,289.11	M	39,400.00	12,170.91	9/15/2014	9/15/2014	Ongoing	RONIN PROPERTIES, LLC	* L	Ofc Lease	** See footnote below	N
AGS 223	A	10,901.75	M	87,500.00	35,129.08	7/17/2014	7/17/2014	Ongoing	S & F LAND COMPANY, INC.	* L	Ofc Lease	** See footnote below	N
AGS 223	A	15,310.62	M	127,600.00	62,014.75	7/17/2014	7/17/2014	Ongoing	SCHNACK, FERDINAND J. H. AND	* L	Ofc Lease	** See footnote below	N
AGS 223	A	1,495.82	M	15,000.00	14,764.40	11/14/2014	11/14/2014	Ongoing	TAVARES, EDMOND J. & EDWINA A.	* L	Ofc Lease	** See footnote below	N
AGS 223	A	2,720.82	M	30,000.00	27,661.87	11/14/2014	11/14/2014	Ongoing	TAVARES, EDMOND J. & EDWINA A.	* L	Ofc Lease	** See footnote below	N
AGS 223	A	13,188.67	M	121,100.00	76,781.51	7/17/2014	7/17/2014	Ongoing	TKO, LLC	* L	Ofc Lease	** See footnote below	N
AGS 223	A	5,272.69	M	95,000.00	49,444.67	1/15/2014	1/15/2014	Ongoing	UNION PLAZA	* L	Ofc Lease	** See footnote below	N
AGS 223	A	8,668.74	M	62,500.00	48,174.74	10/14/2014	10/14/2014	Ongoing	WAIHUI, LLC	* L	Ofc Lease	** See footnote below	N
AGS 223	A	2,078.57	M	25,000.00	7,646.12	3/7/2014	3/7/2014	Ongoing	WATUMULL KUKUI LLC	* L	Ofc Lease	** See footnote below	N
AGS 223	A	6,165.34	M	37,000.00	9,239.08	7/17/2014	7/17/2014	Ongoing	WKSP LIMITED PARTNERSHIP	* L	Ofc Lease	** See footnote below	N
AGS 223	A	7,194.67	M	48,800.00	23,071.10	8/14/2014	8/14/2014	Ongoing	WKSP LIMITED PARTNERSHIP	* L	Ofc Lease	** See footnote below	N

Department of Accounting and General Services  
Active Contracts as of December 1, 2014  
Public Works Division/Leasing Services Branch

Prog ID	MOF	Frequency		Max Value	Outstanding Balance	Term of Contract			Organization	Category E/L/P/C/G/S	Description	Explanation of How Contract is Monitored	POS Y/N
		Amount	(M/A/O)			Date Executed	From	To					
AGS 223	A	355.00	M	21,300	8,520.00	3/8/2011	3/8/2011	3/8/2016	Xerox Corp	E	5 year Lease (copier W7535P)	** See footnote below	N
AGS 223	A	11.50	M	138.00	69.00	7/1/2014	7/1/2014	6/30/2015	Xerox Corp	E	Yearly Maint Only (copier PH3500)	** See footnote below	N

NOTES: \* A portion of the rent is paid by the user department with their funds. DAG's portion is paid with General Funds.

\*\* Pursuant to HRS Section 103-10, payment shall be made no later than 30 calendar days following the date of receipt of the invoice or after the satisfactory delivery of the goods or performance of services, whichever is later. The vendor/contractor is owed interest if they cannot be paid within this time period.

Department of Accounting and General Services  
Active Contracts as of December 1, 2014

Table 20

Central Services Division

Prog ID	MOF	Frequency		Max Value	Outstanding Balance	Term of Contract			Organization	Category E/L/P/C/G/S	Description	Explanation of How Contract is Monitored	POS Y/N
		Amount	(M/A/O)			Date Executed	From	To					
												*See footnote below	
AGS-231 FA	A	\$ 28,750	M	\$ 344,997	\$ 344,997	7/28/2014	7/1/2014	6/30/2015	Honeywell International Inc	S	Air Conditioning Maintenance, Group III Contract	Monthly Billing*	N
AGS-231 FA	A	\$ 103,117	M	\$ 1,237,408	\$ 1,165,309	8/21/2014	9/1/2014	8/31/2015	Oahu Air Conditioning Service, Inc	S	Air Conditioning Maintenance Group I Contract	Monthly Billing*	N
AGS-231 FA	A	\$ 326	M	\$ 3,912	\$ 2,934	8/27/2014	9/1/2014	8/31/2015	Support Services Group	S	Refuse Collection Service at Wahiawa Civic Center	Monthly Billing*	N
AGS-231 FA	A	\$ 5,750	M	\$ 69,004	\$ 59,001	8/25/2014	9/1/2014	8/31/2015	Lanakila Rehab	S	Custodial Services at Ala Moana Building, Kamehameha V Building and Korean and Vietnam Memorial	Monthly Billing*	N
AGS-231 FA	A	\$ 2,713	M	\$ 32,560	\$ 29,260	6/30/2014	10/1/2014	9/30/2015	Doonwood Engineering	S	Sump Pump Maintenance Contract	Monthly Billing*	N
AGS-231 FA	A	\$ 549	M	\$ 6,597	\$ 6,047	10/30/2014	11/1/2014	10/31/2015	Four Corner pest Control, LLC	S	Rodent Pest Control Services	Monthly Billing*	N
AGS-231 FA	A	\$ 13,349	M	\$ 160,193	\$ 32,099	8/21/2014	12/1/2014	11/30/2015	Honeywell Internatioal Inc	S	Air Conditioning Maintenance, Group II Contract	Monthly Billing*	N
AGS-231 FA	A	\$ 32,898	M	\$ 394,779	\$ 394,779	8/21/2014	12/1/2014	11/30/2015	Honeywell Internatioal Inc	S	Air Conditioning Maintenance, Group II Contract	Monthly Billing*	N
AGS-231 FA	A	\$ 2,124	M	\$ 25,494	\$ 8,367	10/18/2013	1/1/2014	12/31/2014	Schindler Elevator	S	Elevator Maintenance Contract	Monthly Billing*	N
AGS-231 FA	A	\$ 4,117	M	\$ 49,410	\$ -	10/9/2014	1/1/2015	12/31/2015	Schindler Elevator	S	Elevator Maintenance Contract	Monthly Billing*	N
AGS-231 FA	A	\$ 11,690	M	\$ 140,285	\$ 53,790	10/24/2013	1/1/2014	12/31/2014	Kone, Inc.	S	Elevator Maintenance Contract	Monthly Billing*	N
AGS-231 FA	A	\$ 21,063	M	\$ 252,756	\$ -	9/24/2014	1/1/2015	12/31/2015	Kone, Inc.	S	Elevator Maintenance Contract	Monthly Billing*	N
AGS-231 FA	A	\$ 2,715	M	\$ 32,580	\$ 4,980	10/24/2013	1/1/2014	12/31/2014	Island Recycling	S	Paper, Cardboard Recycling	Monthly Billing*	N
AGS-231 FA	A	\$ 2,715	M	\$ 32,580	\$ -	11/16/2014	1/1/2015	12/31/2015	Island Recycling	S	Paper, Cardboard Recycling	Monthly Billing*	N
AGS-231 FA	A	\$ 4,777	O-Quarterly	\$ 17,911	\$ 1,760	11/15/2013	1/1/2014	12/31/2014	Pacific Power Products Co.	S	Generator Maintenance Service	Other- Quarterly Billing*	N
AGS-231 FA	A	\$ 6,487	O-Quarterly	\$ 25,948	\$ -	10/14/2014	1/1/2015	12/31/2015	Pacific Power Products Co.	S	Generator Maintenance Service	Other- Quarterly Billing*	N
AGS-231 FA	A	\$ 384	M	\$ 4,617	\$ 3,383	10/24/2013	1/1/2014	12/31/2014	Access Lifts of Hawaii, Inc	S	Lift Maintenance Service	Monthly Billing*	N
AGS-231 FA	A	\$ 945	M	\$ 11,340	\$ 5,670	3/14/2014	6/1/2014	5/31/2015	Support Services Group	S	Refuse and Recycling Service at Kakuhihewa Building	Monthly Billing*	N
AGS232 FE	A	\$ 38,980	O - Three times a year	\$ 116,940	\$ 116,940	8/18/2014	12/1/2014	11/30/2015	H.T.M. Contractors, Inc	S	Coconut and Other Palm Tree Trimming Services	Other-every 4 months*	N
AGS232 FE	A	\$ 23,885	A	\$ 23,885	\$ 2,725	12/31/2013	2/1/2014	1/31/2015	Loves Landscaping Co, Inc	S	Tree Trimming Services West Oahu	Annual Billing*	N
AGS232 FE	A	\$ 38,340	A	\$ 38,340	\$ 7,250	12/31/2013	2/1/2014	1/31/2015	Trees of Hawaii Inc	S	Tree Trimming Services Libraries	Annual Billing*	N
AGS232 FE	A	\$ 72,708	A	\$ 72,708	\$ 72,708	3/21/2014	6/1/2014	5/31/2015	Imua Landscaping Co Inc	S	Tree Trimming Services Honolulu Civic Center	Annual Billing*	N
AGS232 FE	A	\$ 14,000	A	\$ 14,000	\$ -	3/3/2014	6/1/2014	5/31/2015	Loves Landscaping Co, Inc	S	Tree Trimming of Exceptional Trees on Oahu	Annual Billing*	N
AGS232 FE	A	\$ 23,130	A	\$ 23,130	\$ 40	3/3/2014	6/1/2014	5/31/2015	Loves Landscaping Co, Inc	S	Tree Trimming Services East Oahu	Annual Billing*	N
AGS231 FA	A	\$ 540	M	\$ 20,845	\$ 12,160	7/1/2012	7/1/2012	6/30/2017	Xerox	E	5 Year Copier/Printer WC7775P 60 month Lease	Monthly Billing*	N
AGS231 FA	A	\$ 317	M	\$ 13,291	\$ 8,640	3/1/2013	3/1/2013	2/28/2018	Xerox	E	5 Year Copier/Printer/Fax WC7556 60 month Lease	Monthly Billing*	N
AGS231 FA	A	\$ 172	M	\$ 9,354	\$ 6,548	7/1/2013	7/1/2013	6/30/2018	Xerox	E	5 Year Copier/Printer/Fax/Scan WC7835PT 60 month Lease	Monthly Billing*	N
AGS231 FA	A	\$ 43	M	\$ 1,137	\$ 853	9/1/2013	9/1/2013	8/31/2018	Xerox	E	5 Year Copier/Printer/Fax/Scan WC3550X 60 month Lease	Monthly Billing*	N
AGS231 FA	A	\$ 183,136	O - quarterly	\$ 12,377,445	\$ 12,118,011	7/31/2009	9/1/2014	8/31/2015	PNC Equipment Lease	E	Equipment Leasing Purchase Agreement	Quarterly Billing*	N
AGS231 FA	A	\$ 341,848	O-semi-annual	\$ 28,179,486	\$ 18,834,613	8/1/2013	3/20/2014	9/20/1933	Bank of America Public Capital Corp.	E	Equipment Leasing Purchasing Agreement. First four payments are interest only and funded via the bond.	Semi-Annual Billing	N
*Pursuant to HRS Section 103-10, payment shall be made no later than 30 calendar days following the date of receipt of the invoice or after the satisfactory delivery of the goods or performance of the services, whichever is later. The vendor/contractor is owed interest if they cannot be paid within this time period.													
Pursuant to HRS 40-56, the person directly responsible for purchase order/contract signs a certification validating that goods and services have been received in good order and condition on the invoice.													

Department of Accounting and General Services  
Contract Costs

Table 20

Hawaii District Office

Prog ID	MOF	Frequency		Max Value	Outstanding Balance	Term of Contract			Organization	Category E/L/P/C/ G/S	Description	Method and Frequency of Monitoring	POS Y/N
		Amount	(M/A/O)			Date Executed	From	To					
AGS-231/FB	A	\$ 11,677	A	\$ 58,385	\$ 53,523	6/23/2014	7/1/2014	6/30/2015	Business Services Hawaii	S	rubbish hauling services-public bldgs	*See footnote below	N
AGS-231/FB	A	\$ 25,058	A	\$ 125,289	\$ 114,848	6/20/2014	7/1/2014	6/30/2015	Pacific Waste, Inc.	S	rubbish hauling services-public bldgs	*See footnote below	N
AGS-232/FG	A	\$ 22,018	O	\$ 22,018	\$ 12,844	6/3/2014	7/1/2014	6/30/2015	KARC	S	groundskeeping svcs-keakealani bldg	*See footnote below	N
AGS-231/FB	A	\$ 58,702	O	\$ 58,702	\$ 34,243	6/3/2014	7/1/2014	6/30/2015	KARC	S	janitorial svcs-keakealani bldg	*See footnote below	N
AGS-807/FP	A	\$ 105	M	\$ 5,051	\$ 746	11/21/2011	11/21/2011	11/21/2015	Neopost	E	postage machine lease	*See footnote below	N
AGS-807/FP	A	\$ 402	A	\$ 1,608	\$ 402	11/21/2011	11/21/2011	11/21/2015	Business Works	S	postage machine maintenance	*See footnote below	N
AGS-807/FP	A	\$ 309	M	\$ 18,520	\$ 13,885	8/28/2013	8/28/2013	8/28/2018	Xerox	E	Hilo DAGS Office copier	*See footnote below	N
AGS-807/FP	A	\$ 19	M	\$ 1,140	\$ 855	8/28/2013	8/28/2013	8/28/2018	Xerox	E	Hilo DAGS Office printer	*See footnote below	N
AGS-807/FP	A	\$ 26	M	\$ 1,560	\$ 624	11/21/2011	11/21/2011	11/21/2016	Xerox	E	DAGS Hilo baseyard printer	*See footnote below	N
AGS-807/FP	A	\$ 135	M	\$ 8,108	\$ 2,978	9/15/2011	9/15/2011	9/15/2016	Xerox	E	DAGS Hilo baseyard copier	*See footnote below	N
AGS-807/FP	A	\$ 135	M	\$ 8,108	\$ 2,978	9/15/2011	9/15/2011	9/15/2016	Xerox	E	DAGS Kona baseyard copier	*See footnote below	N
AGS-807/FP	A	\$ 20	M	\$ 1,183	\$ 503	1/10/2012	1/10/2012	1/10/2017	Xerox	E	DAGS Honokaa baseyard printer	*See footnote below	N
AGS-807/FP	A	\$ 20	M	\$ 1,183	\$ 800	3/1/2013	3/1/2013	3/1/2018	Xerox	E	DAGS Kau baseyard printer	*See footnote below	N
		\$ 28	M	\$ 1,353	\$ 1,241	7/31/2014	8/1/2014	7/31/2018	Xerox	E	DAGS Kona baseyard copier		
AGS-231/FB	A	\$ 661	M	\$ 7,938	\$ 4,627	7/1/2014	7/1/2014	6/30/2015	CW Maintenance	S	janitorial svcs-north kohala SOB	*See footnote below	N
AGS-231/FB	A	\$ 540	M	\$ 6,483	\$ 3,780	7/1/2014	7/1/2014	6/30/2015	Brantley Center	S	janitorial svcs-honokaa	*See footnote below	N
AGS-232/FG	A	\$ 171	M	\$ 2,051	\$ 1,197	7/1/2014	7/1/2014	6/30/2015	Brantley Center	S	groundskeeping svcs-honokaa	*See footnote below	N
<p>*Pursuant to HRS sections 103-10, payment shall be made no later than 30 calendar days following the date of receipt of the invoice or after the satisfactory delivery of the goods or performance of the services, whichever is later. The vendor/contractor is owned interest if they cannot be paid within this time period.</p> <p>Pursuant to HRS section 40-56, the person directly responsible for purchase order/contract signs a certification validating that goods and services have been received in good order and condition on the invoice.</p>													

Department of Accounting and General Services  
Contract Costs

Table 20

Maui District Office

Prog ID	MOF	Frequency		Max Value	Outstanding Balance	Term of Contract			Organization	Category E/L/P/C/ G/S	Description	Method and Frequency of Monitoring	POS Y/N
		Amount	(M/A/O)			Date Executed	From	To					
AGS-231/FC	A	\$ 501	M	\$ 10,516	\$ 1,503	6/1/2007	2/26/2010	3/26/2015	Xerox Corp.	E	5 year copier WCP215 60 Months Lease	by MDO *	N
AGS-231/FC	A	\$ 1,272	M	\$ 15,272	\$ 7,632	6/13/2012	7/1/2014	6/30/2015	Aloha Waste	S	Refuse pick up & disposal	by MDO *	N
AGS-231/FC	A	\$ 435	M	\$ 5,220	\$ 2,610	11/15/2010	11/30/2014	6/30/2015	Kone Elevator	S	Elevator maintenance	Statewide *	N
AGS-231/FC	A	\$ 1,200	M	\$ 14,400	\$ 7,200	6/13/2013	7/1/2014	6/30/2015	Pacific Ohana Masonry & Landscaping	S	Janitorial service for Lahaina Comprehensive Health Center	by MDO *	N
AGS-232/FG	A	\$ 1,200	M	\$ 14,400	\$ 7,200	6/13/2013	7/1/2014	6/30/2015	Pacific Ohana Masonry & Landscaping	S	Grounds maintenance service for Lahaina Comprehensive Health Center	by MDO *	N
AGS-231/FC	A	\$ 6,134	M	\$ 73,612	\$ 55,206	10/1/2014	10/1/2014	9/30/2015	Oahu Air Conditioning Service, Inc.	S	Air conditioning maintenance	Statewide *	N
<p>*Pursuant to HRS sections 103-10, payment shall be made no later than 30 calendar days following the date of receipt of the invoice or after the of the services, whichever is later. The vendor/contractor is owned interest if they cannot be paid within this time period.</p> <p>Pursuant to HRS section 40-56, the person directly responsible for purchase order/contract signs a certification validating that goods and services on the invoice.</p>													

Department of Accounting and General Services  
Active Contracts as of December 1, 2014

Table 20

Kauai District Office

Prog ID	MOF	Frequency		Max Value	Outstanding Balance	Term of Contract			Organization	Category E/L/P/C/ G/S	Description	Explanation of How Contract is Monitored	POS Y/N
		Amount	(M/A/O)			Date Executed	From	To					
AGS-807/FR	A	\$ 40	M	\$ 5,046.60	\$ 1,344.12	9/11/2012	9/30/2012	9/30/2017	PITNEY BOWES	E	5 YR POSTAGE METER (DM200L) 60 MO LEASE	* See footnote below. Max Value amount is the total lease amount which is funded by three programs.	N
AGS-233/FN	A	\$ 3	M	SAME AS ABOVE	\$ 85.88	9/11/2012	9/30/2012	9/30/2017	PITNEY BOWES	E	5 YR POSTAGE METER (DM200L) 60 MO LEASE	* See footnote below. Max Value amount is the total lease amount which is funded by three programs.	N
AGS-807/FR	A	\$ 249	M	\$ 16,609.80	\$ 5,730.27	10/21/2011	10/21/2011	10/21/2016	RICOH	E	5 YR COPIER MPC5501 - 60 MO LEASE	*See footnote below. Max Value amount is the total lease amount which is funded by two programs.	N
AGS-233/FN	A	\$ 28	M	SAME AS ABOVE	\$ 636.82	10/21/2011	10/21/2011	10/21/2016	RICOH	E	5 YR COPIER MPC5501 - 60 MO LEASE	*See footnote below. Max Value amount is the total lease amount which is funded by two programs.	N
AGS-807/FR	A	\$ 4,900	O	\$ 9,585.00	\$ 3,350.00	6/3/2014	7/1/2014	6/30/2015	WAYNE'S AUTO RPR	S	1 YR VEHICLE SERVICE & TUNE-UP (SERVICE)	CONTRACT INCLUDES VEHICLE SERVICING & TUNE-UP. MAX VALUE AMOUNT IS THE TOTAL QUOTED AMOUNT WHICH IS FUNDED BY THREE PROGRAMS.	N
AGS-807/FR	A	\$ 4,395	O	SAME AS ABOVE	\$ 2,100.00	6/3/2014	7/1/2014	6/30/2015	WAYNE'S AUTO RPR	S	1 YR VEHICLE SERVICE & TUNE-UP (TUNE-UP)		N
AGS-231/FD	A	\$ 220	O	SAME AS ABOVE	\$ 220.00	6/3/2014	7/1/2014	6/30/2015	WAYNE'S AUTO RPR	S	1 YR VEHICLE SERVICE & TUNE-UP (SERVICE)		N
AGS-231/FD	A	\$ 275	O	SAME AS ABOVE	\$ 275.00	6/3/2014	7/1/2014	6/30/2015	WAYNE'S AUTO RPR	S	1 YR VEHICLE SERVICE & TUNE-UP (TUNE-UP)		N
AGS-231/FD	A	\$ 2,169	M	\$ 26,024.00	\$ 15,180.62	8/20/2014	7/1/2014	6/30/2015	GARDEN ISLE DISPOSAL	S	1 YR REFUSE & RECYCLING COLLECTIONS SERVICE, KAUAI	*See footnote below. Max Value amount is the total contract amount for refuse & recycling.	N
AGS-231/FD	A	\$ 9,285	M	\$ 111,420.00	\$ 64,995.00	4/24/2014	7/1/2014	6/30/2015	OAHU AIR CONDITIONING	S	COOPERATIVE PURCHASING AGREEMENT W/DOE - 1 YR MAINT SERVICE CONTRACT AT STATE PUBLIC BUILDINGS ON KAUAI	* See footnote below.	N

\* Pursuant to HRS Section 103-10, payment shall be made no later than 30 calendar days following the date of receipt of the invoice or after the satisfactory delivery of the goods or performance of the services, whichever is later. The vendor/contractor is owned interest if they cannot be paid within this time period.



Department of Accounting and General Services  
Active Contracts as of December 1, 2014

Table 20

State Procurement Office

<u>Prog ID</u>	<u>MOF</u>	<u>Frequency</u>		<u>Max Value</u>	<u>Outstanding Balance</u>	<u>Term of Contract</u>			<u>Organization</u>	<u>Category</u> <u>E/L/P/C/</u> <u>G/S</u>	<u>Description</u>	<u>Explanation of How Contract is Monitored</u>	<u>POS</u> <u>Y/N</u>
		<u>Amount</u>	<u>(M/A/O)</u>			<u>Date Executed</u>	<u>From</u>	<u>To</u>					
AGS 240	A	\$ 162	M	\$ 9,696	\$ 972	7/1/2010	7/1/2010	6/30/2015	Xerox Corp.	E	60 Month Copier Lease	Monthly Billing	N
AGS 240	A	\$ 12,500	A	\$ 12,500	\$ -	4/9/2013	4/1/2013	3/31/2014	Periscope Holdings	S	NIGP Commodity Codes	Annual Billing	N
AGS 244	W	\$ 38	M	\$ 2,280	\$ 1,520	5/1/2013	5/1/2013	4/30/2018	Xerox Corp.	E	60 Month Copier Lease	Monthly Billing	N
												and see footnote below *	
<p>*Pursuant to HRS sections 103-10, payment shall be made no later than 30 calendar days following the date of receipt of the invoice or after the satisfactory delivery of the goods or performance of the services, whichever is later. The vendor/contractor is owned interest if they cannot be paid within this time period.</p> <p>Pursuant to HRS section 40-56, the person directly responsible for purchase order/contract signs a certification validating that goods and services have been received in good order and condition on the invoice.</p>													

Department of Accounting and General Services  
Contract Costs

Table 20

Automotive Management Division

Prog ID	MOF	Frequency		Max Value	Outstanding Balance	Term of Contract			Organization	Category E/L/P/C/ G/S	Description	Method and Frequency of Monitoring	POS Y/N
		Amount	(M/A/O)			Date Executed	From	To					
AGS-252	W	\$ 8,085	M	\$ 97,021	\$ 56,596	7/1/2014	7/1/2014	6/30/2015	Parking Lot Maintenance Company	S	General cleaning services for Parking Garages on Oahu, Lots G, I, J, N, S & V	*See footnote below	N
AGS-252	W	\$ 6,867	M	\$ 82,400	\$ 48,065	9/1/2014	9/1/2014	8/31/2015	Parking Lot Maintenance Company	S	General cleaning services for Parking Lots A & P	*See footnote below	N
AGS-252	W	\$ 2,012	M	\$ 24,142	\$ 14,082	7/1/2014	7/1/2014	6/30/2015	Professional Landscape Management	S	General cleaning services for Parking Garages on Oahu, Lots R & T	*See footnote below	N
AGS-252	W	\$ 2,750	M	\$ 33,000	\$ 19,250	7/1/2014	7/1/2014	6/30/2015	Parking Lot Maintenance Company	S	General R&M services Honolulu, Diamond Head, Kapolei & Waipahu	*See footnote below	N
AGS-252	W	\$ 393	M	\$ 4,716	\$ 3,144	7/1/2014	7/1/2014	6/30/2015	Parking Lot Maintenance Company	S	General cleaning services for Parking Lot O, OR&L Building	*See footnote below	N
AGS-252	W	\$ 1,263	M	\$ 15,150	\$ 8,835	7/1/2014	7/1/2014	6/30/2015	L&D Maintenance	S	Cleaning and maintenance of parking facilities on Maui	*See footnote below	N
AGS-252	W	\$ 3,410	M	\$ 40,916	\$ 23,866	7/1/2014	7/1/2014	6/30/2015	Malama Landscape Maintenance	S	Furnishing parking lot cleaning and grounds maintenance services at AAFES and Kakuhihewa Buildings on Oahu	*See footnote below	N
AGS-252	W	\$ 950	M	\$ 11,400	\$ 6,650	10/1/2014	10/1/2014	9/30/2015	Professional Landscape Management	S	Furnishing landscape and maintenance services for Lot A, Lot R and Pohukaina Street Loading Area	*See footnote below	N
AGS-252	W	\$ 24,500	O	\$ 24,500	\$ 24,500	8/21/2014	7/1/2014	1/1/15 Estimated date	Office of the Auditor	S	Financial Audit of the SOH DAGS Parking Control Revolving Fund for FY14	*See footnote below	N
AGS-251	W	\$ 24,500	O	\$ 24,500	\$ 24,500	8/21/2014	7/1/2014	1/1/15 Estimated date	Office of the Auditor	S	Financial Audit of the SOH DAGS Motor Pool Revolving Fund for FY14	*See footnote below	N

Department of Accounting and General Services  
 Contract Costs

Table 20

Automotive Management Division

Prog ID	MOF	Amount	(M/A/O)	Max Value	Outstanding Balance	Date Executed	From	To	Organization	E/L/P/C/ G/S	Description	Frequency of Monitoring	POS Y/N
AGS-252	W	\$ 775	O	\$ 9,300	\$ 5,425	7/1/2014	7/1/2014	6/30/2015	R.K. Oshiro Door Service, Inc.	S	Furnishing quarterly grille gate maintenance and repair for Lots A, I, J, P, R, S, T & V	*See footnote below	N
AGS-252	W	\$ 94	O	\$ 377	\$ 283	7/1/2014	7/1/2014	6/30/2015	R.K. Oshiro Door Service, Inc.	S	Quarterly maintenance service of Lot M swing gate	*See footnote below	N
AGS-252	W	\$ 1,154	M	\$ 13,842	\$ 4,610	4/1/2014	4/1/2014	3/31/2015	ThyssenKrupp Elevator	S	Maintenance and repair services of elevators in Lots A, P, R & V	*See footnote below	N
Division/Office/Attached Agency: Automotive Management													
Contact Person: Hugh Sonoda													
Phone No.: 586-0350													
*Pursuant to HRS Section 103-10, payment shall be made no later than 30 calendar days following the date of receipt of the invoice or after the satisfactory delivery of the goods or performance of the services, whichever is later. The vendor/contractor is owed interest if they cannot be paid within this time period.													
Pursuant to HRS 40-56, the person directly responsible for purchase order/contract signs a certification validating that goods and services have been received in good order and condition on the invoice.													

Department of Accounting and General Services  
Contract Costs

Table 20

Campaign Spending Commission

Prog ID	MOF	Frequency		Max Value	Outstanding Balance	Term of Contract			Organization	Category E/L/P/C/ G/S	Description	Method and Frequency of Monitoring	POS Y/N
		Amount	(M/A/O)			Date Executed	From	To					
AGS 871	T	\$ 104	Q	\$ 6,240	\$ 5,927	3/20/2014	6/30/2014	6/30/2019	Pitney Bowes	E	Postage meter - 60 Months Lease	*See footnote below	N
AGS 871	T	\$ 350	M	\$ 25,500	\$ 5,600	3/3/2010	3/3/2010	3/14/2016	Xerox Corp	E	Copier ColorQuabe 9201 - 73 Months Lease	*See footnote below	N
*Pursuant to HRS sections 103-10, payment shall be made no later than 30 calendar days following the date of receipt of the invoice or after the satisfactory delivery of the goods or performance of the services, whichever is later. The vendor/contractor is owned interest if they cannot be paid within this time period.													
Pursuant to HRS section 40-56, the person directly responsible for purchase order/contract signs a certification validating that goods and services have been received in good order and condition on the invoice.													

Department of Accounting and General Services  
Active Contracts as of December 1, 2014

Table 20

Office of Elections

Prog ID	MOF	Frequency		Max Value	Outstanding Balance	Term of Contract			Organization	Category E/L/P/C/ G/S	Description	Explanation of How Contract is Monitored	POS Y/N
		Amount	(M/A/O)			Date Executed	From	To					
AGS879	A	\$ 676	M	\$ 40,560.00	\$ 38,532.00	6/30/2014	9/1/2014	8/30/2014	Xerox Corp.	E	5 year lease on a Xerox 4112 Copier	Monthly & see footnote below**	N
AGS879	A	\$ 475	M	\$ 28,500.00	\$ 18,525.00	12/31/2012	3/1/2013	2/28/2018	Xerox Corp.	E	5 year lease on a Xerox D110 Copier	Monthly & see footnote below**	N
AGS879	A	\$ 1,725,000	O	\$ 11,600,000.00	\$ 862,500.00	3/1/2010	6/1/2010	12/31/2014	HART Intercivic, Inc.	E	Contract for Vote System and Vote Counting System for three election cycles, 2010-2014	Every other year & see footnote below**	N
AGS879	A	\$ 1,709,319	O	\$ 9,636,838.00	\$ 9,636,838.00	6/1/2014	6/1/2016	12/31/2020	HART Intercivic, Inc.	E	Contract for Vote System and Vote Counting System for three election cycles, 2016-2020	Every other year & see footnote below**	N
AGS879	N	Varies according to deliverables based on the Scope of Services and Time of Payment in the contract	O	\$ 1,686,199.00	\$ 1,651,967.00	6/23/2014	6/23/2014	12/31/2020	BPRO, Inc.	S	Contract for design, implementation and maintenance of a Statewide Voter Registration System and Online Voter Registration System	Occasionally, as deliverables are billed & see footnote below**	N
AGS879	N	Varies according to billed hours	O	\$ 99,750.00	\$ 58,900.00	5/30/2014	6/1/2014	12/31/2020	6 Head Corp.	S	Consulting services in the design and implementation of the Statewide Voter Registration System and Online Voter Registration System	Occasionally, as hours are billed & see footnote below**	N
*Contract payments are administered every other year, during the elections.													
**Pursuant to HRS sections 103-10, payment shall be made no later than 30 calendar days following the date of receipt of the invoice or after the satisfactory delivery of the goods or performance of the services, whichever is later. The vendor/contractor is owned interest if they cannot be paid within this time period.													
Pursuant to HRS section 40-56, the person directly responsible for purchase order/contract signs a certification validating that goods and services have been received in good order and condition on the invoice.													

Department of Accounting and General Services  
Active Contracts as of December 1, 2014

Table 20

State Foundation on Culture and the Arts

Prog ID	MOF	Frequency		Max Value	Outstanding Balance	Term of Contract			Organization	Category E/L/P/C/ G/S	Description	Explanation of How Contract is Monitored	POS Y/N
		Amount	(M/A/O)			Date Executed	From	To					
AGS881	A	\$ 3,510	O	\$ 10,531.00	\$ 4,212.00	12/31/2013	7/1/2013	6/30/2014	Pai Foundation	S	Grant assistance in support of SFCA Project-Basic Hawaiian Arts & Culture Community Programs	*See footnote below	N
AGS881	A	\$ 1,499	O	\$ 4,498.00	\$ 1,799.00	1/6/2014	9/1/2013	6/1/2014	Early Music Hawaii Kualoa-Heeia Ecumenical Youth Project	S	Grant assistance in support of SFCA Project-Early MusicVocal & Instrumental Concerts 2013	*See footnote below	N
AGS881	A	\$ 2,393	O	\$ 7,179.00	\$ 2,872.00	2/21/2014	7/1/2013	6/30/2014	Spindt, Allan H.	S	Grant assistance in support of SFCA Project-Kipuka programs	*See footnote below	N
AGS881	B	\$ 12,500	O	\$ 75,000.00	\$ 19,750.00	10/20/2010	10/20/2010	6/30/2015	Mills Studio Inc.	S	Creation/installation of an exterior work of art for the Makapu Elementary School	*See footnote below	N
AGS881	B	\$ 30,000	O	\$ 150,000.00	\$ 15,000.00	8/9/2011	8/9/2011	6/30/2015	Ching, Patrick	S	Creation/installation of an interior glass sculpture for the UH-Manoa Public Library	*See footnote below	N
AGS881	B	\$ 12,500	O	\$ 75,000.00	\$ 37,500.00	10/31/2011	10/31/2011	12/31/2014	Snider, Doug R.	S	Creation/installation of an exterior work of art for the Lehua Elementary School	*See footnote below	N
AGS-881	B	\$ 12,500	O	\$ 75,000.00	\$ 15,000.00	11/18/2011	10/27/2011	12/31/2014	Vasconcellos, Carl. G.	S	Creation/installation of an exterior work of art for the Iroquois Point Elementary School	*See footnote below	N
AGS-881	B	\$ 33,333	O	\$ 200,000.00	\$ 20,000.00	6/14/2012	6/15/2012	6/30/2015	Bastatas, Ashley	S	Creation/installation of an exterior sculpture for the UH-Cancer Research Center Kakaako campus	*See footnote below	N
AGS-881	N	\$ 7,500	O	\$ 22,500.00	\$ 1,170.00	2/11/2013	2/5/2013	1/31/2014	Lucas, Karen	S	Biennium grants program assistant	*See footnote below	N
AGS-881	B	\$ 16,667	O	\$ 100,000.00	\$ 80,000.00	10/2/2012	10/2/2012	12/31/2015	Ching, Mark K.K.	S	Creation/installation of a work of art for the Ewa Makai Middle School	*See footnote below	N
AGS-881	B	\$ 14,286	O	\$ 100,000.00	\$ 78,500.00	10/2/2012	10/2/2012	12/31/2015	Endicott-Tarnasky, Jodi Lynn	S	Creation/installation of a work of art for the Hilo Union School	*See footnote below	N
AGS-881	B	\$ 16,667	O	\$ 100,000.00	\$ 75,000.00	10/5/2012	10/5/2012	12/31/2015	Izumi, May	S	Creation/installation of a work of art for the Sunset Beach Elementary School	*See footnote below	N
AGS-881	B	\$ 33,100	O	\$ 165,500.00	\$ 157,225.00	10/26/2012	10/26/2012	6/30/2015	Bennett, Carol	S	Creation/installation of an exterior sculpture for the Non. 1 Capitol District Building	*See footnote below	N
AGS-881	B	\$ 110,000	O	\$ 550,000.00	\$ 506,000.00	6/4/2013	6/4/2013	12/31/2016	Alii Security Systems	S	Creation/delivery of an exterior work of art for the Honolulu International Aripport, Consolidated Rent-A-Car Center	*See footnote below	N
AGS-881	B	\$ 2,900	O	\$ 78,180.00	\$ 23,043.75	3/19/2014	2/1/2014	1/31/2015	Browne, Sea K.L.	S	Security services for the Hawaii State Art Museum	*See footnote below	N
AGS-881	B	\$ 40,000	O	\$ 200,000.00	\$ 200,000.00	8/22/2013	9/1/2013	6/30/2017	Bianchini, Henry Jr.	S	Creation/installation of an interior stone sculpture for the Honolulu Insternational Airport, Inter Island Terminal, Mauka Extension	*See footnote below	N
AGS-881	B	\$ 16,667	O	\$ 100,000.00	\$ 95,000.00	10/8/2013	10/8/2013	12/31/2016	Colab Studio LLC	S	Creation/installation of an exterior sculpture for the Mililani Middle School	*See footnote below	N
AGS-881	B	\$ 16,667	O	\$ 100,000.00	\$ 95,000.00	10/8/2013	10/8/2013	12/31/2016	Enos, Solomon Robert Nui	S	Creation/installation of an exterior work of art for the Kalama Middle School	*See footnote below	N
AGS-881	B	\$ 16,667	O	\$ 100,000.00	\$ 100,000.00	10/8/2013	10/8/2013	12/31/2016	Young, Doug	S	Creation/installation of an exterior work of art for the Castle High School	*See footnote below	N
AGS-881	B	\$ 30,000	O	\$ 150,000.00	\$ 150,000.00	8/29/2013	11/1/2013	6/30/2007		S	Creation/installation of two interior works of art for the Honolulu International Airport	*See footnote below	N

Department of Accounting and General Services  
Active Contracts as of December 1, 2014

Table 20

State Foundation on Culture and the Arts

Prog ID	MOF	Amount	(M/A/O)	Max Value	Outstanding Balance	Date Executed	From	To	Organization	E/L/P/C/ G/S	Description	How Contract is Monitored	POS Y/N
AGS-881	B	\$ 20,000	O	\$ 100,000.00	\$ 100,000.00	11/15/2013	11/15/2013	12/31/2015	Zebzda, Wayne	S	Creation/installation of an exterior work of art for the Aiea Public Library	*See footnote below	N
AGS-881	N	\$ 5,833	O	\$ 35,000.00	\$ 14,000.00	8/19/2014	7/1/2014	9/30/2014	Kanakaole, Edith K., Foundation	S	Grant assistance in support of SFCA Project-Hula and Kapa Kauai	*See footnote below	N
AGS-881	N	\$ 8,333	O	\$ 50,000.00	\$ 20,000.00	7/17/2014	7/17/2014	7/16/2015	National Organization for Traditional Artists Exchange	S	Grant assistance in support of SFCA Project-Folk & Traditional Arts Program Support	*See footnote below	N
AGS-881	N	\$ 490	M	\$ 3,520.00	\$ 940.00	7/1/2014	7/1/2014	12/31/2014	Bromelkamp Company LLC	S	Maintenance of SFCA pearl database	*See footnote below	N
AGS-881	N	\$ 1,463	M	\$ 14,625.00	\$ 11,082.50	8/25/2014	9/1/2014	6/30/2015	Bastatas, Ashley	S	Biennium grants program assistant	*See footnote below	N
AGS-881	N	\$ 5,833	O	\$ 17,500.00	\$ 7,000.00	8/19/2014	9/1/2014	4/30/2015	Honolulu Theatre for Youth	S	Grant assistance in support of SFCA Project-Poetry Out Loud-Hawaii	*See footnote below	N
AGS-881	N	\$ 415	O	\$ 14,455.98	\$ 12,528.29	10/3/2014	10/7/2014	10/6/2015	Staffing Solutions of Hawaii	S	Temporary program assistant for the designated programs	*See footnote below	N
AGS-881	B	\$ 5,423	O	\$ 32,561.00	\$ 32,561.00	8/29/2014	6/15/2012	6/30/2015	Vasconcellos, Carl. G.	S	Suppl. #1-Creation/Installation of an exterior sculpture for the UH-Cancer Research Center Kakaako campus	*See footnote below	N
AGS-881	B	\$ 14,283	O	\$ 100,000.00	\$ 100,000.00	8/29/2014	9/1/2014	12/31/2017	Shiroma, Randall	S	Creation/installation of an exterior work of art for Lahainaluna High School	*See footnote below	N
AGS-881	B	\$ 14,283	O	\$ 100,000.00	\$ 97,000.00	8/29/2014	9/1/2014	12/31/2017	O'Neill, Calley	S	Creation/installation of an exterior work of art for Pukalani Elementary School	*See footnote below	N
AGS-881	B	\$ 14,283	O	\$ 100,000.00	\$ 97,000.00	8/29/2014	9/1/2014	12/31/2017	Nakamura, Stuart	S	Creation/installation of an exterior work of art for Innovations Public Charter School	*See footnote below	N
AGS-881	B	\$ 66,631	O	\$ 199,894.00	\$ 29,984.00	9/23/2014	9/23/2014	6/30/2015	Department of Education	S	Provide services to implement a visual arts education and exhibition program for the Art in Public Places project	*See footnote below	N
AGS-881	B	\$ 1,170	M	\$ 14,040.00	\$ 14,040.00	10/20/2014	11/1/2014	10/31/2015	Wah, Jacqueline	S	Provide services for website maintenance and editorial support	*See footnote below	N
*Contract is monitored in accordance with Chapter 9, HRS (State Foundation on Culture and the Arts)													

Department of Accounting and General Services  
Active Contracts as of December 1, 2014

Table 20

Stadium Authority

Prog ID	MOF	Frequency		Max Value	Outstanding Balance	Term of Contract			Organization	Category E/L/P/C/ G/S	Description	Explanation of How Contract is Monitored	POS Y/N
		Amount	(M/A/O)			Date Executed	From	To					
AGS-889	B	Year 3 of MOU	A	N/A	N/A	7/1/2012	7/1/2012	6/30/2016	University of Hawaii Athletics	S	MOU with UH for shared use of UH ticketing system to allow the Aloha Stadium to act as a box office ticket sales outlet & related costs	Ticketing system provides reports as needed	N
AGS-889	B	\$ 401	M	\$4,814 per year	Year 4 = \$2,808	4/20/2011	6/1/2011	5/31/2016	Xerox	E	Monthly lease for copier/scanner/printer equipment (60 month lease)	* See footnote below	N
AGS-889	B	\$ 28	M	\$342 per year	\$ 114	2/21/2014	3/27/2014	2/28/2019	Xerox	E	Monthly lease for copier (60 month lease)	* See footnote below	
AGS-889	B	\$ 7,087	M	Year 2 = \$112,264 Year 1 = \$112,264	Year 2 = \$112,264 Year 1 = \$26,136	11/1/2013	11/1/2013	10/31/2015	Honeywell International, Inc.	S	Monthly A/C maintenance & service/trouble calls (one year with option to extend four 12-month periods)	* See footnote below	N
AGS-889	B	\$285 to \$345, depending on number of days in month	M	\$ 3,887	\$ 658	2/1/2014	2/1/2014	1/31/2015	United Courier Services, Inc. dba United Armored Car Services	S	Armored car services: pickup and delivery of deposits (\$15 per day)	* See footnote below	N
AGS-889	B	\$ 1,777	M	Year 2 = \$82,788	\$ 82,788	11/1/2013	11/1/2013	10/31/2015	Kone, Inc.	S	Monthly elevator & escalator maintenance, standby service for major events, and service/trouble calls (one year with option to extend four additional 12-month periods)	* See footnote below	N



Department of Accounting and General Services  
Active Contracts as of December 1, 2014

Table 20

Stadium Authority

Prog ID	MOF	Amount	(M/A/O)	Max Value	Outstanding Balance	Date Executed	From	To	Organization	E/L/P/C/ G/S	Description	How Contract is Monitored	POS Y/N
AGS-889	B	Approx. \$30,511 for monthly service which depends on number of hours worked plus \$145,514 for special events	M	Year 1 = \$511,646	Year 1 = \$359,214	8/1/2014	8/1/2014	7/31/2017	G4S Secure Solution (USA), Inc.	5	Monthly security guards services 24 hours/7 days per week and security guard services at events (3-year contract with option to extend 2 additional 12-month periods)	* See footnote below	N
AGS-889	B	\$ 900	O - quarterly	\$3,599 per year	Year 4 = \$2,699	7/18/2011	7/1/2011	6/30/2016	Pitney Bowes	E	Postage meter machine lease (5 years)	* See footnote below	N
AGS-889	B	Varies	M	\$445 per open top; \$775 per compact container	paid thru October 2014	1/25/2012	3/1/2012	2/28/2015	Rolloffs Hawaii, LCC	S	Refuse collection/disposal (one year with option to extend four 12-month periods)	* See footnote below	N
AGS-889	B	Varies	O - upon receipt of invoice	\$82,000 per year	FY 2014 = \$4,100	8/29/2012	FY 2013	FY 2015	Kobayashi Kanetoku Doi Lum Yasuda CPAs LLC through a contract with the Office of the Auditor	S	Audit and agreed-upon procedures	* See footnote below	N
AGS-889	B	\$ 5,417	M	\$ 65,000	\$ 54,167	9/1/2014	9/1/2014	8/31/2015	William D. Golz dba DG Productions, LLC	S	Scoreboard management & production/programming of advertising material	* See footnote below	N
AGS-889	B	\$ 8,333	M	\$105,000	\$ 87,500	9/1/2014	9/1/2014	8/31/2015	William D. Golz dba DG Productions, LLC	S	Scoreboard audio & video hardware maintenance (one-year contract with option to extend four additional 12-month periods)	* See footnote below	N

Department of Accounting and General Services  
Active Contracts as of December 1, 2014

Table 20

Stadium Authority

Prog ID	MOF	Amount	(M/A/O)	Max Value	Outstanding Balance	Date Executed	From	To	Organization	E/L/P/C/G/S	Description	How Contract is Monitored	POS Y/N
AGS-889	B	N/A	O - quarterly	N/A	N/A	1/1/2009	1/11/2009	6/30/2019	** CBS Collegiate Sports Properties	S	Concession contract - advertising/marketing of Aloha Stadium inventory (Beginning Jan 1, 2009 and ending June 30, 2014; term shall end on June 30, 2019 if the Concessionaire installs new capital improvements at an actual cost of at least \$1,000,000.)	** See footnote below	N
AGS-889	B	N/A	M	N/A	N/A	9/1/2009	9/1/2009	8/31/2016	* Volume Services, Inc.	S	Contract to market, coordinate, and manage the swap meet (Sep 1, 2009 to Aug 31, 2012 with option to extend two two-year periods)	Monitoring mtgs. currently being conducted on a weekly basis.	N
AGS-889	B	N/A	M	N/A	N/A	1/3/2012	1/6/2012	1/5/2022	** Volume Services, Inc.	S	Concession contract - provide food & beverage, catering, and novelty sales for Aloha Stadium events (Jan 6, 2012 to Jan 5, 2022 with option to extend up to five additional years)	** See footnote below	N
AGS-889	B	Varies	O - upon receipt of invoice	\$ 1,015	\$ 10,150	9/19/2014	10/1/2014	9/30/2015	USDA APHIS WS	S	Bird and feral cat control	* See footnote below	N
AGS-889	B	\$ 11,412	O - upon receipt of invoice	\$ 11,412	\$ 11,412	5/20/2014			Pacific Wireless Communications LLC	G	360 degree camera and 720 HD HPoE PTZ camera plus shipping and installation	* See footnote below	
AGS-889	B	\$142,323	O - upon receipt of invoice	#####	\$ 142,323	5/29/2014			University of Hawaii Athletics	G	Paciolan Access Management Upgrade: hardware, software, installation and travel costs	* See footnote below	
AGS-889	B	\$ 24,453	A	\$ 24,453	\$ 24,453	7/1/2012	7/1/2014	6/30/2015	University of Hawaii Athletics	G	Annual Access Management subscription fee and high speed credit card processing	* See footnote below	
AGS-889	B	\$ 11,365	O - upon receipt of invoice	\$ 11,365	\$ 7,675	7/22/2014	7/22/2014	7/21/2015	Grainger	G	385 pack hand soap	* See footnote below	
AGS-889	B	\$ 70,191	O - upon receipt of invoice	\$ 70,191	\$ 70,191	8/18/2014			Fisher Hawaii	G	Chairs, lecturn, tables, and table truck storage cart	* See footnote below	
AGS-889	B	\$ 3,874	O - upon receipt of invoice	\$ 3,874	\$ 1,466	9/23/2014			Hot Lava Deals Hawaii	S	fabricate/print/install wall art panels around UH locker rooms and lamination/cutting 3400 parking passes	* See footnote below	

Department of Accounting and General Services  
Active Contracts as of December 1, 2014

Table 20

Stadium Authority

Prog ID	MOF	Amount	(M/A/O)	Max Value	Outstanding Balance	Date Executed	From	To	Organization	E/L/P/C/ G/S	Description	How Contract is Monitored	POS Y/N
AGS-889	B	Varies	O - upon receipt of invoice	\$ 6,231	\$ 1,486	8/28/2014	8/28/2014	12/26/2014	B. Hayman Co. Ltd.	S	Golf cart rental for 7 UH football games (6 golf carts per game plus delivery and tax	* See footnote below	N
AGS-889	B	varies	O - upon receipt of invoice	\$ 23,043	\$ 5,761	8/25/2014	8/25/2014	6/30/2015	GP Roadway Solutions, Inc.	S	Variable message board, portable sign stand, vulcan barricade, and delineator rental for 7 UH football and 1 Hawaii Bowl (\$2,880 per game)	* See footnote below	N
AGS-889	B	varies	O - upon receipt of invoice	\$ 15,090	\$ 9,912	9/23/2014			Wesco Distribution, Inc.	G	electrical supplies	* See footnote below	
<p>*Pursuant to HRS Section 103-10, payment shall be made no later than 30 calendar days following the date of receipt of the invoice or after the satisfactory delivery of the goods or performance of the services, whichever is later. The vendor/contractor is owed interest if they cannot be paid within this time period.</p> <p>**Contract executed under HRS Chapter 102 - Concessions on Public Property. Stadium Authority is compensated by the Concessionaire based on the terms and conditions of the Concessionaire's bid. As such, no purchase orders have been issued for these contracts.</p>													
Stadium Authority/Aloha Stadium					Contact Person: Russell Uchida				Phone No.: 483-2753				

Department of Accounting and General Services  
Contract Costs

Enhanced 911 Board

Prog ID	MOF	Frequency		Max Value	Outstanding Balance	Date Executed	Term of Contract		Organization	Category E/L/P/C/ G/S	Description	Method and Frequency of Monitoring	POS Y/N
		Amount	(M/A/O)				From	To					
AGS-891	B	\$ 30,000.00	Monthly	\$1,837,500.00	\$180,000.00	12/11/2009	12/11/2009	6/10/2015	TKC Consulting Group, LLC	S	Executive Director Services in Support of Enhanced 911 Board	Board of Directors on a monthly basis	N

Department of Accounting and General Services  
Active Contracts as of December 1, 2014

Table 20

Administration - Comptrollers Office, Admin. Services Office, Personnel Office, and Systems Procedures Office

Prog ID	MOF	Frequency		Max Value	Outstanding Balance	Term of Contract			Organization	Category E/L/P/C/ G/S	Description	Explanation of How Contract is Monitored	POS Y/N
		Amount	(M/A/O)			Date Executed	From	To					
AGS-901/AA	A	\$103	M	\$6,180	\$2,163	4/27/2011	4/27/2011	4/27/2016	Xerox Corp.	E	Xerox Copier W7120P 60 Months Lease- Comptroller's Office	*See footnote below	N
AGS-901/AB	A	\$ 55	M	\$3,300	\$715	12/1/2010	12/6/2010	12/5/2015	Xerox Corp.	E	Fax Machine MFP3635X 60 Months Lease-Administrative Services Office	*See footnote below	N
AGS-901/AB	A	\$ 399	M	\$19,152	\$15,162	1/28/2014	1/28/2014	1/28/2018	Xerox Corp.	E	Xerox Copier W7775P 48 Months Lease- Administrative Services Office	*See footnote below	N
AGS-901/AC	A	\$ 210	M	\$12,600	\$6,930	8/1/2012	8/1/2012	7/31/2017	Xerox Corp.	E	Xerox Printer WC7545P 60 Months Lease- Personnel Office	*See footnote below	N
AGS-901AE	A	\$ 37	M	\$2,220	\$2,015	7/1/2014	7/1/2014	6/30/2019	Xerox Corp.	E	Multi-function office machine-Systems & Procedures Office	*See footnote below	N
AGS-901AE	A	\$ 7,704	A	\$7,704	\$3,852	7/1/2014	7/1/2014	6/30/2015	IBM Corp.	G	Multiple servers maintenance-Systems & Procedures Office	*See footnote below	N
AGS-901AE	A	\$ 3,291	A	\$3,291	\$0	11/20/2014	11/20/2014	11/19/2015	Sirius Computer	G	iSeries mini-computer maintenance- Systems & Procedures Office	*See footnote below	N

\*Pursuant to HRS Section 103-10, payment shall be made no later than 30 calendar days following the date of receipt of the invoice or satisfactory delivery of the goods or performance of services, whichever is later. The vendor/contractor is owed interest if they cannot be paid within this time period.

Pursuant to HRS Section 40-56, the person directly responsible for purchase order/contract signs a certification validating that goods and services have been received in good order and condition on the invoice.

Act/Year	Dept	ProgID	SeqNo	Description	Comments	MOF	FY15 Appropriation			Amount used as of December 1			Comments
							Temp Pos.	Perm. Pos.	Amount	Temp Pos.	Perm. Pos.	Amount	
Act134/13	AGS	AGS103	90001	EXECUTIVE REQUEST: ADD (2) POSITIONS AND FUNDS FOR COMPREHENSIVE ANNUAL FINANCIAL REPORT.	LEGISLATURE CONCURS. DETAIL OF GOVERNOR'S REQUEST: (2) ACCOUNTANT VI SR26 (FY14: 35,112; FY15: 70,224 EACH) TRAINING (12,000) EQUIPMENT: (FY14: 14,500) REDUCTION IN OVERTIME (FY:15 -23,400) CONTRACTED ACCOUNTING SERVICE (FY15: - 80,000)	A		2.00	49,048		2.00	58,004	Both positions are filled. Appropriations were not used for purposes other than described in the budget.
Act134/13	AGS	AGS111	90900	EXECUTIVE REQUEST: ADD (1) TEMPORARY POSITION AND FUNDS FOR COMPLETION OF PILOT AND PRODUCTION PHASES OF HAWAII STATE DIGITAL ARCHIVES.	LEGISLATURE CONCURS. FY15 FUNDING FROM LONG-TERM ACCESS SPECIAL FUND PENDING PASSAGE OF SB997. DETAIL OF GOVERNOR'S REQUEST: (1) ACQUISITION SPECIALIST (#120676; FY14: 31,000A; FY15: 31,000B) (4) PAID INTERNSHIPS (#120821, #120820, #120819, #120818; 45,000 PAID HOURLY PER SEMESTER) FRINGE BENEFITS (FY15: 31,920B) SUPPLIES (FY14: 3,000A; FY15: 3,000B) TRAVEL (FY14: 5,600A; FY15: 5,600B) TRAINING (FY14: 2,000A; FY15: 2,000B) COMMUNICATIONS (FY14: 2,400A; FY15: 2,400B) CONSULTANT FEES (FY14: 150,000A; FY15: 150,000/B) PILOT HARDWARE/SOFTWARE/STORAGE (15,500A) PRODUCTION SERVERS STORAGE (18,000B) 4 YEAR REPLACEMENT CYCLE ON HARDWARE/SOFTWARE (10,000) SYSTEM GROWTH (12,000B) BACKUP LICENSES (FY14: 3,000A; FY15: 3,000B) BACKUP TAPES (FY14: 5,000A; FY15: 12,000B)	B	1.00	-	325,920	1.00		192,584	PERSONNEL COSTS: TOTAL INCLUDES (1) ACQUISITION SPECIALIST, PAID INTERNSHIPS AND FRINGE. ACQUISITION SPECIALIST POSITION CHANGES TO PERMANENT THROUGH ACT122/14 AND PART OF THIS POSITIONS SALARY AND ADDITIONAL FRINGE INCLUDED IN 2014 SESSION NUMBERS.  OTHER CURRENT EXPENSES INCLUDING TRAVEL FUNDS, OFFICE SUPPLIES, SECURITY  CONSULTANT FEES CONSULTANT FEES ENCUMBERED - \$100000 HARDWARE/SOFTWARE

Act/Year	Dept	ProgID	SeqNo	Description	Comments	MOF	FY15 Appropriation			Amount used as of December 1			Comments
							Temp Pos.	Perm. Pos.	Amount	Temp Pos.	Perm. Pos.	Amount	
Act122/14	AGS	AGS111	100001	SUPPLEMENTAL REQUEST: ADD (1) POSITION AND FUNDS FOR STATE ARCHIVES PRESERVATION.	LEGISLATURE CONCURS.  DETAIL OF GOVERNOR'S REQUEST: (1) ACQUISITION SPECIALIST (#120676; 20,000) FRINGE BENEFITS (8,400) ASSESSMENT FOR CENTRAL SERVICE EXPENSE (40,000) ASSESSMENT FOR DEPARTMENTAL ADMINISTRATIVE EXPENSES (9,000) PROCESSING FEES (15,000)  \$25,000 NON-RECURRING.	B		1.00	92,400			44708	PERSONNEL COSTS AND FRINGE UP TO 11/30/2014 APPEAR IN YR 2013 APPROPRIATION  34434 ASSESSMENT FEES. NO FEES ASSESSED BY HIC FOR PROCESSING TO DATE.
Act134/13	AGS	AGS130	90900	EXECUTIVE REQUEST: ADD (7) POSITIONS AND FUNDS FOR DAILY OPERATING EXPENSES.	LEGISLATURE DOES NOT CONCUR. REDUCES 29,000 IN FY14 AND 64,500 IN FY15 FOR (1) DEPUTY CHIEF INFORMATION OFFICER - OPERATIONS AND 29,000 IN FY14 AND 64,500 IN FY15 FOR (1) DEPUTY CHIEF INFORMATION OFFICER - BUSINESS FOR SALARY ADJUSTMENT. REDUCES (1) EXECUTIVE ASSISTANT (FY14: 32,500; FY15: 68,000), (1) ADMINISTRATIVE ASSISTANT (FY14: 27,500; FY15: 57,000 EACH), (1) PROCUREMENT ASSISTANT (FY14: 27,500; FY15: 57,000 EACH), OFFICE SPACE AND SUPPLIES (400,000), TRAVEL (500,000), TRAINING AND SUBSCRIPTIONS (FY14: 224,500; FY15: 225,000).  DETAIL OF GOVERNOR'S REQUEST: (1) DEPUTY CHIEF INFORMATION OFFICER - OPERATIONS (FY14: 85,000; FY15: 177,000) (1) DEPUTY CHIEF INFORMATION OFFICER - BUSINESS (FY14: 85,000; FY15: 177,000) (1) EXECUTIVE ASSISTANT (FY14: 32,500; FY15: 68,000) (2) ADMINISTRATIVE ASSISTANT (FY14: 27,500; FY15: 57,000 EACH) (2) PROCUREMENT ASSISTANT (FY14: 27,500; FY15: 57,000 EACH)	A		4.00	814,000		4.00	182,879	Personnel, office space, training, travel & subscriptions.

Act/Year	Dept	ProgID	SeqNo	Description	Comments	MOF	Amount used as of December 1					Comments	
							FY15 Appropriation						
							Temp Pos.	Perm. Pos.	Amount	Temp Pos.	Perm. Pos.		Amount
Act134/13	AGS	AGS130	91900	EXECUTIVE REQUEST: ADD FUNDS FOR VULNERABILITY MANAGEMENT.	LEGISLATURE DOES NOT CONCUR. REDUCES 925,000 FOR FY14 AND 2,600,000 FOR FY15.  PROVIDES FOR DESIGN AND IMPLEMENTATION OF SECURE INTERNAL NETWORK COMMUNICATIONS BETWEEN SERVERS AND LOCATIONS. DETAIL OF GOVERNOR'S REQUEST: SECURE APPLICATIONS TESTING SUPPORT (FY14: 650,000; FY15: 700,000) CONSULTING SUPPORT FOR SECURITY POSTURE DEVELOPMENT (FY14: 675,000; FY15: 700,000) SECURE APPLICATIONS TESTING EQUIPMENT (FY14: 500,000) ENTERPRISE SECURITY OPERATIONS EQUIPMENT (2,000,000) COMPUTER INCIDENT RESPONSE CENTER EQUIPMENT (FY15: 100,000)	A		-	900,000			496,601	
Act134/13	AGS	AGS130	92900	EXECUTIVE REQUEST: ADD FUNDS FOR SHARED SERVICE CENTER OPERATIONS.	LEGISLATURE CONCURS. DETAIL OF GOVERNOR'S REQUEST: CONSULTING SUPPORT AND DESIGN (FY14: 1,000,000; FY15: 1,439,000) SOFTWARE LICENSES (FY14: 500,000; FY15: 520,000)	A		-	1,959,000			1,952,945	
Act134/13	AGS	AGS130	93900	EXECUTIVE REQUEST: ADD (1) POSITION AND FUNDS FOR DATA CENTER CONSOLIDATION.	LEGISLATURE CONCURS. DETAIL OF GOVERNOR'S REQUEST: (1) DATA CENTER PROJECT MANAGER (FY14: 50,000; FY15: 104,000) HOSTING SERVICES, SYSTEM MIGRATION, PLANNING, AND TECHNICAL ARCHITECTURE (FY14: 2,700,000; FY15: 1,700,000)	A		1.00	1,804,000		1.00	1,757,172	



Act/Year	Dept	ProgID	SeqNo	Description	Comments	MOF	FY15 Appropriation			Amount used as of December 1		Comments	
							Temp	Perm.	Amount	Temp	Perm.		Amount
							Pos.	Pos.		Pos.	Pos.		
Act134/13	AGS	AGS130	94900	EXECUTIVE REQUEST: ADD FUNDS FOR DATA LOSS PREVENTION (DLP).	LEGISLATURE DOES NOT CONCUR. REDUCES 600,000 FOR FY14. DETAIL OF GOVERNOR'S REQUEST: CONSULTING SUPPORT FOR DLP (FY14: 500,000) OPERATIONS AND MAINTENANCE FOR DLP DEVICES (500,000) DLP DEVICES FOR EIGHTEEN DEPARTMENTS (FY14: 1,500,000)	A		-	500,000			329,459	
Act134/13	AGS	AGS130	95900	EXECUTIVE REQUEST: ADD FUNDS FOR ONENET OPERATIONS.	LEGISLATURE CONCURS.	A		-	575,000			382,037	
Act134/13	AGS	AGS130	96900	EXECUTIVE REQUEST: ADD (10) POSITIONS AND FUNDS FOR ENTERPRISE PROJECT MANAGEMENT OFFICE (EPMO).	LEGISLATURE DOES NOT CONCUR. REDUCES CONSULTING SUPPORT FOR EPMO (FY14: 24,410; FY15: 800), (4) SENIOR PROJECT MANAGERS AND REDUCES SALARIES TO (FY14: 35,000; FY15: 75,000).  DETAIL OF GOVERNOR'S REQUEST: (10) SENIOR PROJECT MANAGER (FY14: 60,000; FY15: 124,800) CONSULTING SUPPORT FOR EPMO (FY14: 2,492,750; FY15: 1,138,000)	A		6.00	1,587,200		6.00	1,434,506	
Act134/13	AGS	AGS130	97900	EXECUTIVE REQUEST: ADD (2) POSITIONS AND FUNDS FOR ENTERPRISE ARCHITECTURE AND PORTFOLIO MANAGEMENT.	LEGISLATURE DOES NOT CONCUR. REDUCES (1) SENIOR PORTFOLIO MANAGER (FY14: 45,000; FY15: 94,000), CONSULTING SUPPORT (FY14: 1,000,000; FY15: 1,070,000).  DETAIL OF GOVERNOR'S REQUEST: (1) SENIOR ENTERPRISE ARCHITECT (FY14: 45,000; FY15: 94,000) (1) SENIOR PORTFOLIO MANAGER (FY14: 45,000; FY15: 94,000) CONSULTING SUPPORT FOR ENTERPRISE ARCHITECTURE AND PORTFOLIO MANAGEMENT (FY14: 3,000,000; FY15: 2,070,000)	A		1.00	1,094,000		1.00	958,180	

Act/Year	Dept	ProgID	SeqNo	Description	Comments	MOF	FY15 Appropriation			Amount used as of December 1		Comments
							Temp Pos.	Perm. Pos.	Amount	Temp Pos.	Perm. Pos.	
Act134/13	AGS	AGS130	98900	EXECUTIVE REQUEST: ADD FUNDS FOR DATA AT REST (DAR) PROTECTION.	LEGISLATURE CONCURS. PROVIDES FOR ENCRYPTION OF MOBILE DEVICES AND STATE OWNED LAPTOPS. DETAIL OF GOVERNOR'S REQUEST: CONSULTING SUPPORT FOR DAR ENCRYPTION (235,000) ENCRYPTION DEVICES (FY14: 1,000,000; FY15: 300,000)	A		-	300,000			
Act134/13	AGS	AGS130	99900	EXECUTIVE REQUEST: ADD FUNDS FOR ACTIVE DIRECTORY/DOMAIN NAME SERVER.	LEGISLATURE DOES NOT CONCUR. REDUCES 1,200,000 FOR FY14.  DETAIL OF GOVERNOR'S REQUEST: SOFTWARE LICENSES AND CONSULTING SUPPORT (FY14: 2,000,000; FY15: 500,000)	A		-	500,000		476,779	
Act134/13	AGS	AGS130	99901	EXECUTIVE REQUEST: ADD FUNDS FOR ADAPTIVE COMPUTING ENVIRONMENT (ACE).	LEGISLATURE CONCURS. DETAIL OF GOVERNOR'S REQUEST: CONSULTING SUPPORT FOR ACE (FY14: 500,000; FY15: 350,000)	A		-	350,000			
Act134/13	AGS	AGS130	99902	EXECUTIVE REQUEST: ADD (2) POSITIONS AND FUNDS FOR DOCUMENT MANAGEMENT.	LEGISLATURE CONCURS. DETAIL OF GOVERNOR'S REQUEST: (1) SENIOR RECORDS MANAGER (FY14: 42,500; FY15: 89,000) (1) JUNIOR RECORDS MANAGER (FY14: 27,750; FY15: 57,000) LEGACY RECORD MIGRATION AND IMAGING SERVICES (250,000) CONSULTING SUPPORT FOR RECORDS MANAGEMENT SYSTEM REQUIREMENTS AND DESIGN, SOFTWARE LICENSES (FY14: 260,000; FY15: 219,910)	A		2.00	615,910	2.00	332,637	
Act134/13	AGS	AGS130	99903	EXECUTIVE REQUEST: ADD FUNDS FOR IDENTITY, CREDENTIALS, AND ACCESS MANAGEMENT.	LEGISLATURE DOES NOT CONCUR. ADDS 250,000 FOR FY14 AND REDUCES 2,960,000 FOR FY15.  SOFTWARE LICENSES AND CONSULTING SUPPORT FOR ENTERPRISE IDENTITY SOLUTION.	A		-	1,300,000		1,300,000	

Act/Year	Dept	ProgID	SeqNo	Description	Comments	MOF	Amount used as of December 1					Comments		
							FY15 Appropriation			Temp Pos.	Perm. Pos.		Amount	
							Temp Pos.	Perm. Pos.	Amount					
Act134/13	AGS	AGS130	99904	EXECUTIVE REQUEST: ADD FUNDS FOR VIDEO SUPPORT INITIATIVE AND ENTERPRISE COLLABORATION SOLUTION.	LEGISLATURE DOES NOT CONCUR. REDUCES 1,836,000 FOR FY14 AND 800,000 FOR FY15.  DETAIL OF GOVERNOR'S REQUEST: VIDEO SUPPORT DESIGN AND CONSULTING SERVICES (FY14: 400,000; FY15: 380,000) COLLABORATION SOLUTION DESIGN AND SOFTWARE LICENSES (FY14: 136,000; FY15: 120,000) VIDEO EQUIPMENT (FY14: 1,500,000; FY15: 500,000)	A		-	200,000			171,479		
Act134/13	AGS	AGS130	99905	EXECUTIVE REQUEST: ADD FUNDS FOR GEOSPATIAL INFORMATION SYSTEMS (GIS).	LEGISLATURE DOES NOT CONCUR. REDUCES 1,345,000 FOR FY14 AND 845,000 FOR FY15.  DETAIL OF GOVERNOR'S REQUEST: GEOPLATFORM LICENSES AND CONFIGURATION (FY14: 1,175,000; FY15: 800,000) DATA ACQUISITIONS (FY14: 400,00; FY15: 270,000) GIS PROGRAM SUPPORT (FY14: 145,000; FY15: 150,000)	A		-	375,000			-		
Act134/13	AGS	AGS130	99907	EXECUTIVE REQUEST: ADD (1) POSITION AND FUNDS FOR STATE RADIO PROGRAM.	LEGISLATURE CONCURS. DETAIL OF GOVERNOR'S REQUEST: (1) STATEWIDE INTEROPERABILITY COORDINATOR (FY14: 45,000; FY15: 94,000) COMPUTER AND CLIMBING EQUIPMENT (5,000)	A		1.00	94,000		1.00		39,584	
Act134/13	AGS	AGS130	99909	EXECUTIVE REQUEST: ADD FUNDS FOR BUSINESS PROCESS REENGINEERING.	LEGISLATURE DOES NOT CONCUR. REDUCES 50,000 FOR FY14.  CONSULTING SUPPORT FOR STREAMLINING BUSINESS PROCESSES.	A		-	625,000				622,152	
Act134/13	AGS	AGS130	99914	EXECUTIVE REQUEST: ADD FUNDS FOR INFORMATION TECHNOLOGY POLICY SUPPORT.	LEGISLATURE DOES NOT CONCUR. REDUCES 25,000 FOR FY14.	A		-	100,000				-	

Act/Year	Dept	ProgID	SeqNo	Description	Comments	MOF	FY15 Appropriation			Amount used as of December 1			Comments
							Temp Pos.	Perm. Pos.	Amount	Temp Pos.	Perm. Pos.	Amount	
Act134/13	AGS	AGS130	99915	EXECUTIVE REQUEST: ADD FUNDS FOR POSITION SALARIES.	<p>LEGISLATURE DOES NOT CONCUR.</p> <p>REDUCE (1) TEMPORARY INFORMATION TECHNOLOGY PROGRAM MANAGER (#120426; 120,000), SALARIES FOR (1) TEMPORARY INFORMATION TECHNOLOGY PROGRAM MANAGER #120429 BY 37,244, (1) TEMPORARY TECH/ENTERPRISE ARCHITECT #120422 BY 36,000, (1) TEMPORARY SYSTEMS ANALYST #120432 BY 30,244, (1) TEMPORARY SENIOR INFORMATION TECHNOLOGY SECURITY MANAGER SROO #120431 BY 37,244, AND FRINGE BENEFITS BY 118,241.</p> <p>PROVIDES FUNDING FOR (7) TEMPORARY POSITIONS TRANSFERRED FROM INFORMATION MANAGEMENT AND TECHNOLOGY SERVICES.</p> <p>DETAIL OF GOVERNOR'S REQUEST:  (1) TEMPORARY CHIEF INFORMATION OFFICER (#120418; 188,688)  (1) TEMPORARY INFORMATION TECHNOLOGY PROGRAM MANAGER (#120426; 120,000)  (1) TEMPORARY INFORMATION TECHNOLOGY PROGRAM MANAGER (#120429; 110,244)  (1) TEMPORARY TECHNICAL/ENTERPRISE ARCHITECT (#120422; 126,00)  (1) TEMPORARY SYSTEMS ANALYST (#120432;</p>	B		-	821,027			392,657	99-915 Combines with 101-001 for \$1.2M total combined funding

Act/Year	Dept	ProgID	SeqNo	Description	Comments	MOF	FY15 Appropriation			Amount used as of December 1			Comments
							Temp Pos.	Perm. Pos.	Amount	Temp Pos.	Perm. Pos.	Amount	
Act122/14	AGS	AGS130	101001	SUPPLEMENTAL REQUEST: ADD FUNDS FOR SALARIES FOR OFFICE OF INFORMATION MANAGEMENT AND TECHNOLOGY.	LEGISLATURE DOES NOT CONCUR.  REDUCE \$121,027 FOR OTHER PERSONAL SERVICES.  DETAIL OF ADJUSTED GOVERNOR'S REQUEST: SENIOR TECHNOLOGY/ENTERPRISE ARCHITECT (#120422; 36,000B) SENIOR INFORMATION TECHNOLOGY PROGRAM MANAGER (#120426; 120,000B) SENIOR INFORMATION TECHNOLOGY PROJECT MANAGER (#120429; 37,244B) SENIOR INFORMATION TECHNOLOGY SECURITY MANAGER (#120431; 37,244B) SENIOR INFORMATION TECHNOLOGY SYSTEMS ANALYST (#120432; 30,244B) FRINGE BENEFITS (118,241B) OTHER PERSONAL SERVICES (121,027B)	B		-	378,973				99-915 Combines with 101-001 for \$1.2M total combined funding
Act134/13	AGS	AGS130	322900	GOVERNOR'S MESSAGE (3/22/13): ADD (15) POSITIONS AND FUNDS FOR ADMINISTRATIVE SUPPORT FOR ENTERPRISE RESOURCE PLANNING PROJECTS.	LEGISLATURE CONCURS.	A		15.00	665,000		4.00	95,800	Additional positions hired December 2014
Act134/13	AGS	AGS130	322902	GOVERNOR'S MESSAGE (3/22/13): ADD FUNDS FOR CONSOLIDATED DEPARTMENT PROCUREMENT.	LEGISLATURE CONCURS. FUNDS FOR ENTERPRISE SHARED SERVICES, NETWORK, DATA CIRCUITS, HARDWARE AND SOFTWARE LICENSING AND MAINTENANCE.	U		-	25,000,000			-	

Act/Year	Dept	ProgID	SeqNo	Description	Comments	MOF	FY15 Appropriation			Amount used as of December 1		Comments	
							Temp	Perm.	Amount	Temp	Perm.		Amount
							Pos.	Pos.		Pos.	Pos.		
Act122/14	AGS	AGS131	100001	SUPPLEMENTAL REQUEST: ADD FUNDS FOR THE ACCESS HAWAII COMMITTEE.	LEGISLATURE CONCURS.  DETAIL OF GOVERNOR'S REQUEST: ACCESS HAWAII COMMITTEE PORTAL PROGRAM MANAGER (#120406; 27,576) FRINGE BENEFITS (11,593) SUPPLIES (400) MILEAGE (150) TRAVEL AND TRAINING (6,150) ACCOMMODATION SERVICES FOR PUBLIC PARTICIPATION AT ACCESS HAWAII COMMITTEE MEETINGS (800) SPECIAL FUND ASSESSMENTS (10,315) EQUIPMENT (3,000)	B		-	59,984				
Act134/13	AGS	AGS203	90001	EXECUTIVE REQUEST: ADD FUNDS FOR INSURANCE COSTS.	\$3,000 NON-RECURRING. LEGISLATURE DOES NOT CONCUR. REDUCES BY \$1,300,000 FOR FY14. FUNDING FOR INSURANCE POLICIES AT CURRENT COVERAGE LEVEL.	A		-	3,000,000		-	Insurance policy costs are expended in December of each year and FY15 insurance policy costs amounted to \$12,506,551. The adjustment amount of \$3 million was included in the December payment.	
Act122/14	AGS	AGS231	100001	SUPPLEMENTAL REQUEST: ADD FUNDS FOR ELECTRICITY FOR MAUI DISTRICT OFFICE.	LEGISLATURE CONCURS.  DETAIL OF GOVERNOR'S REQUEST: ELECTRICITY (130,000)	A		-	130,000			130,000	
Act122/14	AGS	AGS231	101001	SUPPLEMENTAL REQUEST: ADD FUNDS FOR UTILITIES FOR HAWAII DISTRICT OFFICE.	LEGISLATURE CONCURS.  DETAIL OF GOVERNOR'S REQUEST: UTILITIES (ELECTRICITY, WATER, SEWER) (236,846)	A		-	236,846			236,846	
Act134/13	AGS	AGS251	90001	EXECUTIVE REQUEST: ADD FUNDS FOR BULK PURCHASE OF GASOLINE.	LEGISLATURE CONCURS.	W		-	244,214		244,214	As of 11/30/14, \$210,039 has been expended due to decreased cost of gasoline.	
Act134/13	AGS	AGS252	90001	EXECUTIVE REQUEST: ADD FUNDS FOR PARKING STALL RENTAL.	LEGISLATURE CONCURS. FUNDS SUB-LEASE PARKING STALLS AT KAPOLEI THEATRE.	W		-	24,000		13,972	As of 11/30/14, \$10,000 has been expended.	
Act134/13	AGS	AGS252	91001	EXECUTIVE REQUEST: ADD FUNDS FOR FRINGE BENEFITS.	LEGISLATURE CONCURS.	W		-	48,100		48,100	Allocated funds expended as appropriated.	

Act/Year	Dept	ProgID	SeqNo	Description	Comments	MOF	FY15 Appropriation			Amount used as of December 1			
							Temp	Perm.	Amount	Temp	Perm.	Amount	Comments
							Pos.	Pos.		Pos.	Pos.		
Act134/13	AGS	AGS252	92001	EXECUTIVE REQUEST: ADD (2) POSITIONS AND FUNDS FOR PARKING STALLS AT WAIPAHU AND KAPOLEI CIVIC CENTER.	LEGISLATURE CONCURS. DETAIL OF GOVERNOR'S REQUEST: (2) PARKING AND SECURITY OFFICER II SR10A (FY14: 27,756; FY15: 55,512 EACH) FRINGE BENEFITS (FY14: 11,530; FY15: 23,060)	W		2.00	78,572		2.00	32,738	Positions are filled and funds are expended as appropriated.
Act134/13	AGS	AGS252	93001	EXECUTIVE REQUEST: ADD (1) POSITION AND FUNDS FOR LEEWARD AREA SERVICE.	LEGISLATURE CONCURS. DETAIL OF GOVERNOR'S REQUEST: (1) OFFICE ASSISTANT IV SR10A (FY14: 13,878; FY15: 27,756) FRINGE BENEFITS (FY14: 5,765; FY15: 11,530)	W		1.00	39,286		1.00	16,369	Position is filled and funds are expended as appropriated.
Act134/13	AGS	AGS252	94001	EXECUTIVE REQUEST: ADD FUNDS FOR KAPOLEI OFFICE LEASE.	LEGISLATURE CONCURS.	W		-	12,000			5,948	As of 11/30/14, \$5,000 has been expended.
Act134/13	AGS	AGS252	95001	EXECUTIVE REQUEST: ADD FUNDS FOR ELECTRICITY.	LEGISLATURE CONCURS. FUNDS FOR ELECTRICITY AT LOT R, SOUTH STREET GARAGE.	W		-	72,000			30,000	As of 11/30/14, \$16,343 has been expended.
Act122/14	AGS	AGS807	100001	SUPPLEMENTAL REQUEST: ADD FUNDS FOR (1) POSITION FOR MAUI DISTRICT OFFICE.	LEGISLATURE CONCURS. DETAIL OF GOVERNOR'S REQUEST: (1) BUILDING MAINTENANCE WORKER I BC09 (#21414; 23,637)	A		-	23,637			-	The 6 month delay in hire means that funding would begin in January 2015. MDO started the recruitment process, but due to the 5% restriction and 5% contingency restriction, the MDO halted recruitment. If the MDO hired the BMW in January, the employee would have to "fif'ed" soon there after due to lack of funding.
Act122/14	AGS	AGS807	101001	SUPPLEMENTAL REQUEST: ADD (1) POSITION AND FUNDS FOR HAWAII DISTRICT OFFICE.	6-MONTH DELAY IN HIRE. LEGISLATURE CONCURS. DETAIL OF GOVERNOR'S REQUEST: (1) ENGINEER V SR26 (#95013M; 28,860) SHORTAGE DIFFERENTIAL (7,337)	A		1.00	36,197			-	This position had a 6 month delay in hiring. Due to the FY 15 10% budget restriction, we were not able to fill this position. For this engineer, HDO will be actively trying to fill this position by March 2015.
Act122/14	AGS	AGS807	102001	SUPPLEMENTAL REQUEST: ADD FUNDS FOR (1) POSITION AT KONA BASEYARD.	6-MONTH DELAY IN HIRE. LEGISLATURE CONCURS. DETAIL OF GOVERNOR'S REQUEST: (1) PLUMBER BC10 (#120631; 24,537) SHORTAGE DIFFERENTIAL (2,700)  6-MONTH DELAY IN HIRE.	A		-	27,237			-	This position had a 6 month delay in hiring. Due to the FY 15 10% budget restriction, we were not able to fill this position.

Act/Year	Dept	ProgID	SeqNo	Description	Comments	MOF	FY15 Appropriation			Amount used as of December 1			Comments
							Temp Pos.	Perm. Pos.	Amount	Temp Pos.	Perm. Pos.	Amount	
Act122/14	AGS	AGS879	100001	SUPPLEMENTAL REQUEST: ADD (2) POSITIONS AND FUNDS FOR OFFICE OF ELECTIONS.	LEGISLATURE DOES NOT CONCUR.  REDUCE (1) INFORMATION COMMUNICATION SYSTEMS ANALYST AND \$51,312 FOR SALARY.  DETAIL OF ADJUSTED GOVERNOR'S REQUEST: (1) SECTION HEAD (BALLOT OPERATIONS) (#100362; 51,312)	A		1.00	51,312		-	-	The Section Head (Ballot Operations) position is currently in the process of being converted into a civil service position. It is expected that the position will be converted and filled in FY15. No funds from the appropriation has been utilized as of November 30, 2014.
Act134/13	AGS	AGS881	90001	EXECUTIVE REQUEST: ADD (1) POSITION AND FUNDS FOR OUTREACH AND COMMUNICATION SUPPORT.	LEGISLATURE DOES NOT CONCUR. REDUCES FY14 SALARIES TO REFLECT SIX MONTH DELAY IN HIRE.  FUNDED BY REDUCED POSITION. DETAIL OF GOVERNOR'S REQUEST: (0.5) ACCOUNTANT IV SR22 (#31184; 27,750) (0.5) INFORMATION SPECIALIST III SR20 (#45697; 21,066)  SEE AGS881 SEQ. NO. 60-001.	B		1.00	69,338		0.50	27,087	
Act122/14	AGS	AGS881	100001	SUPPLEMENTAL REQUEST: ADD (0.5) POSITION AND FUNDS FOR MUSIC PERFORMANCES AND OFFICE SUPPORT.	LEGISLATURE DOES NOT CONCUR.  REDUCE \$16,860 FOR SALARY AND \$300,000 FOR POPS MUSIC PERFORMANCES AND SYMPHONIC MUSIC PERFORMANCES.  AUTHORIZATION FOR FULL-TIME SECRETARY FOR COMMISSION EXECUTIVE DIRECTOR. DETAIL OF ADJUSTED GOVERNOR'S REQUEST: (0.5) SECRETARY II SR14 (#16047)	A		0.50	-		0.50		Inappropriate charges to Special Fund. Adjustment to be made as soon as corrected Request for Personnel Action Form is approved.



Act/Year	Dept	ProgID	SeqNo	Description	Comments	Amount used as of December 1						
						MOF	FY15 Appropriation		Temp Pos.	Perm. Pos.	Amount	Comments
							Temp Pos.	Perm. Pos.				
Act122/14	AGS	AGS881	4000001	LEGISLATIVE ADJUSTMENT: ADD FUNDS AS A GRANT PURSUANT TO CHAPTER 42F, HAWAII REVISED STATUTES, TO HAWAII SYMPHONY ORCHESTRA.	NON-RECURRING.	A		-	400,000	-	SFCA following budget execution policy to submit request to release in January 2015. Recommended 10% restriction. If assessed, adjusted award is \$360,000.	
Act122/14	AGS	AGS881	4001001	LEGISLATIVE ADJUSTMENT: ADD FUNDS AS A GRANT PURSUANT TO CHAPTER 42F, HAWAII REVISED STATUTES, TO KATSU GOTO MEMORIAL COMMITTEE.	NON-RECURRING.	A		-	40,000	-	SFCA following budget execution policy to submit request to release in January 2015. Recommended 10% restriction. If assessed, adjusted award is \$36,000.	
Act122/14	AGS	AGS881	4002001	LEGISLATIVE ADJUSTMENT: ADD FUNDS AS A GRANT PURSUANT TO CHAPTER 42F, HAWAII REVISED STATUTES, TO KONA HISTORICAL SOCIETY.	NON-RECURRING.	A		-	200,000	-	SFCA following budget execution policy to submit request to release in January 2015. Recommended 10% restriction. If assessed, adjusted award is \$180,000.	
Act122/14	AGS	AGS881	4003001	LEGISLATIVE ADJUSTMENT: ADD FUNDS AS A GRANT PURSUANT TO CHAPTER 42F, HAWAII REVISED STATUTES, TO VOLCANO ART CENTER.	NON-RECURRING.	A		-	15,000	-	SFCA following budget execution policy to submit request to release in January 2015. Recommended 10% restriction. If assessed, adjusted award is \$13,500.	
Act122/14	AGS	AGS881	4004001	LEGISLATIVE ADJUSTMENT: ADD FUNDS AS A GRANT PURSUANT TO CHAPTER 42F, HAWAII REVISED STATUTES, TO YOUNG OF HEART WORKSHOP.	NON-RECURRING.	A		-	100,000	-	SFCA following budget execution policy to submit request to release in January 2015. Recommended 10% restriction. If assessed, adjusted award is \$90,000.	

Department of Accounting and General Services  
 Capital Improvements Program (CIP) Requests

Table 22

<u>Prog ID</u>	<u>Prog ID</u> <u>Priority</u>	<u>Dept- Wide</u> <u>Priority</u>	<u>Senate</u> <u>District</u>	<u>Rep.</u> <u>District</u>	<u>Project Title</u>	<u>MOF</u>	<u>FY16 \$\$\$</u>	<u>FY17 \$\$\$</u>
AGS221	1	1	000	00	CIP STAFF COSTS, STATEWIDE	C	\$ 8,512,000	\$ 8,710,000
AGS221	2	2	000	00	LUMP SUM MAINTENANCE OF EXISTING FACILITIES, PWD, STATEWIDE	C	\$ 12,000,000	\$ 12,000,000

Department of Accounting and General Services  
CIP Lapses

Table 23

<u>Prog ID</u>	<u>Act/Year of Appropriation</u>	<u>Project Title</u>	<u>MOF</u>	<u>Amount \$\$\$\$</u>	<u>Reason</u>
		NONE			

Department of Accounting and General Services  
Division Resources

Table 24

<u>Division</u>	<u>Associated Program IDs</u>					
Accounting Division	AGS-101	AGS-102	AGS-103			
Audit Division	AGS-104					
Archives Division	AGS-111					
Information & Communication Services Division	AGS-131					
Survey Division	AGS-211					
Public Works Division	AGS-221	AGS-223				
Central Services Division	AGS-231	AGS-232	AGS-233			
Automotive Management Division	AGS-251	AGS-252				
<b>Administratively Attached Agencies</b>						
State Procurement Office	AGS-240	AGS-244				
King Kamehameha Celebration Commission	AGS-818					
Campaign Spending Commission	AGS-871					
Office of Elections	AGS-879					
State Foundation on Culture and the Arts	AGS-881					
Stadium Authority	AGS-889					
Enhanced 911 Board	AGS-891					
<b>District and Administrative Offices</b>						
Hawaii District Office	AGS-807	AGS-231	AGS-232	AGS-233		
Maui District Office	AGS-807	AGS-231	AGS-232	AGS-233		
Kauai District Office	AGS-807	AGS-231	AGS-232	AGS-233		
Comptroller's Office	AGS-901					
Administrative Services Office	AGS-901	AGS-203				
Personnel Office	AGS-901					
Systems and Procedures Office	AGS-901					

Department of Accounting and General Services  
 Division Resources

Table 24

Division	Associated Program IDs						
Other							
Office of Information Management and Technology	AGS-130						

Department of Accounting and General Services  
 Program ID Sub-Organizations

Table 25

<u>Program ID</u>	<u>Sub-Org Code</u>	<u>Name</u>	<u>Objective</u>
AGS101	CA	ACCOUNTING SYSTEM DEVELOPMENT AND MAINTENANCE	To develop, maintain and improve the State financial accounting and reporting system, and control the methods, procedures and forms of the accounting system.
AGS102	CB	EXPENDITURE EXAMINATION	To assure State payments conform to established standards of propriety and legality and are made promptly.
AGS103	CC	RECORDING AND REPORTING	To assure that the State's financial transactions are promptly and properly recorded and reported.
AGS104	BA	INTERNAL POST AUDIT	To achieve compliance with State laws by the State's Executive departments and agencies on accounting procedures and internal control systems through financial and compliance audits.
AGS111	DA	ARCHIVES - RECORDS MANAGEMENT	To ensure open government by preserving and making accessible the historic records of state government and by partnering with state agencies to manage their active and inactive records.
AGS130	EG	OFFICE OF INFORMATION MANAGEMENT AND TECHNOLOGY	Establish governance processes, policies and methodologies that guide the management and oversight of the State's Information Technology (IT)/IRM investments, acquisitions, and projects (including system development, implementation, and critical infrastructure improvements). Institute enterprise shared services and a consolidated IT/IRM infrastructure to address internal-facing, shared support services, data management services, infrastructure and systems on an enterprise-wide basis as the technology foundation for future work.

Department of Accounting and General Services  
Program ID Sub-Organizations

Table 25

Program ID	Sub-Org Code	Name	Objective
AGS131	EA	INFORMATION PROCESSING AND COMMUNICATION SERVICES - ADMINISTRATION	Information Processing and Communication Services (IPCS also known as ICSD) strives to improve the management and operation of all State agencies by providing effective, efficient, coordinated, and cost-beneficial computer and telecommunication services such that State program objectives may be more efficiently achieved.
AGS131	EB	INFORMATION PROCESSING AND COMMUNICATION SERVICES - SYSTEMS SERVICES	Provides systems software support and control programming; database management and operational support; development, implementation, and maintenance of specialized systems software used in support of applications and control systems; analyses to improve the efficiency and capacity of computer systems; security of information; and guidance in the effective and efficient use of systems software.
AGS131	EC	INFORMATION PROCESSING AND COMMUNICATION SERVICES - PRODUCTION SERVICES	Operates a centralized computing facility and a distributed data communications network that provides comprehensive and efficient computing services to all State agencies. Manages and implements production activities associated with electronic information processing. Plans, designs, implements, installs, and manages a physical security program to protect equipment, hardware, and software media.

Department of Accounting and General Services  
 Program ID Sub-Organizations

Table 25

<u>Program ID</u>	<u>Sub-Org Code</u>	<u>Name</u>	<u>Objective</u>
AGS131	ED	INFORMATION PROCESSING AND COMMUNICATION SERVICES - TECHNICAL SUPPORT SERVICES	Provides planning, design, management, maintenance, coordination, and technical consulting and support for the State's emerging technologies programs. Provides technical consulting and expertise in computer hardware and software for the establishment and proper operation of local area networks, office automation, Internet, and Intranets. Provides support services to clients in the selection and utilization of public and government access systems and services to obtain information.
AGS131	EE	INFORMATION PROCESSING AND COMMUNICATION SERVICES - CLIENT SERVICES	Provides application systems development and maintenance services at two levels: statewide applications and department or agency specific applications. Provides systems analysis, systems design, and computer programming, application systems installation and client training, as well as post-installation support; provides assistance to clients in developing analytic and technical capabilities to enable them to plan and maintain their own systems and applications.
AGS131	EF	INFORMATION PROCESSING AND COMMUNICATION SERVICES - TELECOMMUNICATIONS	Plans, designs, engineers, upgrades, and manages the State's voice, data, video, and radio communications networks. Operates and manages the communication systems for public and private access to public and private information systems
AGS203	AD	STATE RISK MANAGEMENT AND INSURANCE ADMINISTRATION	The objective of this program is to operate a comprehensive risk management and insurance program to protect the State against catastrophic losses and to minimize total cost of risk.
AGS211	HA	LAND SURVEY	To assist in protecting the rights of public and private land ownership by providing field survey services and descriptions of surveyed lands.



Department of Accounting and General Services  
Program ID Sub-Organizations

Table 25

<u>Program ID</u>	<u>Sub-Org Code</u>	<u>Name</u>	<u>Objective</u>
AGS221	IA	PUBLIC WORKS - PLANNING, DESIGN AND CONSTRUCTION	The objective of this program is to ensure provision of approved physical facilities necessary for the effective operation of State programs by providing timely and economical design and construction services within assigned areas of responsibility.
AGS223	IB	OFFICE LEASING	The objective of this program is to provide centralized office leasing services to user agencies in the acquisition of office space in non-state-owned buildings in compliance with Section 171-30, Hawaii Revised Statutes
AGS231	FA	CENTRAL SERVICES - CUSTODIAL SERVICES - OAHU	To maintain assigned public buildings in a clean and safe condition by providing a variety of custodial services.
AGS231	FB	CENTRAL SERVICES - CUSTODIAL SERVICES - HAWAII	Same as above for Hawaii
AGS231	FC	CENTRAL SERVICES - CUSTODIAL SERVICES - MAUI	Same as above for Maui
AGS231	FD	CENTRAL SERVICES - CUSTODIAL SERVICES - KAUAI	Same as above for Kauai
AGS231	FW	CENTRAL SERVICES - CUSTODIAL SERVICES - WASHINGTON PLACE	Same as above for Washington Place
AGS232	FE	CENTRAL SERVICES - GROUNDS MAINTENANCE - OAHU	To maintain the grounds surrounding assigned public buildings in a neat and attractive condition by providing a variety of grounds maintenance services.
AGS232	FF	CENTRAL SERVICES - GROUNDS MAINTENANCE - HAWAII	Same as above for Hawaii
AGS232	FG	CENTRAL SERVICES - GROUNDS MAINTENANCE - MAUI	Same as above for Maui
AGS232	FH	CENTRAL SERVICES - GROUNDS MAINTENANCE - KAUAI	Same as above for Kauai
AGS233	FK	CENTRAL SERVICES - BUILDING REPAIRS AND ALTERATIONS - OAHU	To maintain assigned public buildings in a safe condition and at a high level of utility by providing repair and maintenance services and by making minor alterations.
AGS233	FL	CENTRAL SERVICES - BUILDING REPAIRS AND ALTERATIONS - HAWAII	Same as above for Hawaii
AGS233	FM	CENTRAL SERVICES - BUILDING REPAIRS AND ALTERATIONS - MAUI	Same as above for Maui
AGS233	FN	CENTRAL SERVICES - BUILDING REPAIRS AND ALTERATIONS - KAUAI	Same as above for Kauai

Department of Accounting and General Services  
 Program ID Sub-Organizations

Table 25

<u>Program ID</u>	<u>Sub-Org Code</u>	<u>Name</u>	<u>Objective</u>
AGS240	JA	STATE PROCUREMENT	The objective of this program is to promote economy, efficiency, effectiveness, and impartiality in the procurement of commodities, services and construction for State and County governments through development, implementation and maintenance of policies and procedures that provide for broad-based competition, accessibility to government contracts, fiscal integrity and responsibility in the procurement process; to procure or supervise the procurement of commodities and services to meet the State's need through economical purchases and inventory control.
AGS244	JC	SURPLUS PROPERTY MANAGEMENT	The program coordinates the transfer of State surplus property and Federal surplus property available through the Federal Surplus Property program to eligible "donees" (state/local government, non-profit organizations that serve or promote a public purpose, qualified small minority owned businesses, tax-exempt educational and public health institutions or organizations). To achieve the greatest economical use of State and Federal property declared surplus by providing a viable source of surplus goods for re-utilization.
AGS251	GA	AUTOMOTIVE MANAGEMENT - MOTOR POOL	The objective of the program is to support State agencies by providing safe motor pool vehicle transportation required to perform their official duties.
AGS252	GB	AUTOMOTIVE MANAGEMENT - PARKING CONTROL	The objectives of the program are to maintain and allocate parking spaces, assess and collect parking fees, and control parking on State lands under the jurisdiction of the Comptroller.

Department of Accounting and General Services  
Program ID Sub-Organizations

Table 25

<u>Program ID</u>	<u>Sub-Org Code</u>	<u>Name</u>	<u>Objective</u>
AGS807	FP	SCHOOL REPAIR AND MAINTENANCE, NEIGHBOR ISLAND DISTRICTS - HAWAII	The program will strive to provide timely, responsive, quality, cost effective, and innovative repair and maintenance services to public schools on the islands of Hawaii, Kauai, Maui, Molokai, and Lanai.
AGS807	FQ	SCHOOL REPAIR AND MAINTENANCE, NEIGHBOR ISLAND DISTRICTS - MAUI	See Objective for Hawaii
AGS807	FR	SCHOOL REPAIR AND MAINTENANCE, NEIGHBOR ISLAND DISTRICTS - KAUAI	See Objective for Hawaii
AGS818	KA	KING KAMEHAMEHA CELEBRATION COMMISSION	To commemorate the legacy of King Kamehameha I through culturally-appropriate & culturally-relevant celebrations that are coordinated throughout various venues statewide.
AGS871	NA	CAMPAIGN SPENDING COMMISSION	To ensure transparency and full disclosure of contributions and expenditures by all candidates and noncandidate committees; conduct investigations and administrative hearings; and administer the public funding program.
AGS879	OA	OFFICE OF ELECTION	To maximize voter participation in the electoral process by developing policies and procedures that encourages registration and turnout.
AGS881	LA	STATE FOUNDATION ON CULTURE AND THE ARTS	The mission of the State Foundation on Culture and the Arts (SFCA) is to promote, perpetuate, preserve and encourage culture and the arts as central to the quality of life of the people of Hawai'i.
AGS889	MA	PSPECTATOR EVENTS AND SHOWS - ALOHA STADIUM	To provide people of all ages with the opportunity to enrich their lives through attendance at spectator events and shows.

Department of Accounting and General Services  
Program ID Sub-Organizations

Table 25

Program ID	Sub-Org Code	Name	Objective
AGS891	PA	WIRELESS ENHANCED 911 BOARD	To administer the collection of the monthly surcharge from wireless service providers and provide reimbursement from the 911 Fund to public safety answering points (PSAPs) and wireless and VolP connection service providers to pay for the reasonable costs to lease, purchase or maintain all necessary equipment, including computer hardware, software and database provisioning required by the PSAPs to provide technical functionality for the wireless enhanced 911 service pursuant to the FCC order 94-102.
AGS901	AA	GENERAL ADMINISTRATIVE SERVICES - COMPTROLLER'S OFFICE	Plans, directs and coordinates the various activities of the department within the scope of laws and established policies and regulations.
AGS901	AB	GENERAL ADMINISTRATIVE SERVICES - ADMINISTRATIVE SERVICES OFFICE	Provides the department with internal management, fiscal and office services and administers the statewide Risk Management Program. Provides general internal management assistance to the Comptroller in exercising responsibilities as executive of the department, including staff studies, reviews, and reports on organizational structures, work processes, procedures, and policies established for the department.
AGS901	AC	GENERAL ADMINISTRATIVE SERVICES - PERSONNEL OFFICE	Administers the personnel management program for the department to include position classification and compensation, employee relations, recruitment and evaluation, selection and placement, labor relations, employee training and development, safety, affirmative action and equal employment opportunity, personnel transactions and maintenance of personnel records.

Department of Accounting and General Services  
 Program ID Sub-Organizations

Table 25

Program ID	Sub-Org Code	Name	Objective
AGS901	AE	GENERAL ADMINISTRATIVE SERVICES - SYSTEMS AND PROCEDURES OFFICE	<p>The DAGS Systems and Procedures Office coordinates and advises the Comptroller on all functions pertaining to computer applications, local and wide area networks. The office has the functional responsibility for the development, implementation, and maintenance of computer systems under the administrative control of the Department of Accounting and General Services; formulates information processing policies and procedures; plans, coordinates and conducts systems analysis design and computer programming by utilizing available resources to support the computer and networking needs of the department; and operates and maintains the departmental minicomputer, local and wide area networks.</p>

Department of Accounting and General Services  
Organization Changes

Table 26

<u>Year of Change</u> FY15/FY16	<u>Page Number</u>	<u>Description of Change</u>
FY15	51, 52, 53, 54	Delegated reorganization of the Hawaii District Office to create a new Central Services Branch 2 to include the Honokaa-Kohala Section and Kona Section. Currently the three Central Services' repairs and maintenance sections (Hilo-Kau Section, Honokaa-Kohala Section, and Kona Section) are included in one branch. We are currently consulting with the HGEA and UPW unions.
FY15	26-36 & 37-44	Major Reorganization, Non-Delegated - Consolidation of the Public Works Division (AGS-221, Public Works-Planning, Design, and Construction, AGS-223, Office Leasing) and Central Services Division (AGS-231, Central Services-Custodial, AGS-232, Central Services-Grounds Maintenance, AGS-233, Central Services-Building Repairs & Alterations). Preliminary reorganization proposal transmitted to the Department of Budget and Finance on November 24, 2014.
FY15	15-25 & 87-89	Major Reorganization, Non-Delegated - Consolidation of the Office of Information Management and Technology (AGS-130, Information Management and Technology Services) and the Information and Communication Services Division (AGS-131, Information Processing and Communication Services).

# DEPARTMENT OF ACCOUNTING AND GENERAL SERVICES



## FY 2013-2014 ORGANIZATION AND POSITION ORGANIZATION CHARTS FUNCTIONAL STATEMENTS

Table 26 Attachment  
2015 Budget Briefing

# ORGANIZATION AND POSITION ORGANIZATION CHARTS



**TABLE OF CONTENTS—ORGANIZATION AND POSITION ORGANIZATION CHARTS**

	<u>Page</u>
Department (Organization Chart I) .....	1
Department Administration (Organization Chart II) .....	2
Office of the Comptroller (Position Organization Chart II-A) .....	3
Personnel Office (Position Organization Chart II-B) .....	4
Systems and Procedures Office (Position Organization Chart II-C) .....	5
Administrative Services Office (Position Organization Chart II-D) .....	6
Accounting Services (Position Organization Chart II-E) .....	7
Audit Division (Organization Chart III) .....	8
Audit Division (Position Organization Chart III-A) .....	9
Accounting Division (Organization Chart IV) .....	10
Accounting Division (Position Organization Chart IV-A) .....	11
Uniform Accounting and Reporting Branch (Position Organization Chart IV-B) .....	12
Systems Accounting Branch (Position Organization Chart IV-C) .....	13
Pre-Audit Branch (Position Organization Chart IV-D) .....	14
Information and Communication Services Division (Organization Chart V) .....	15
Information and Communication Services Division (Position Organization Chart V-A) .....	16
Client Services Branch I (For Human Resources and Employee Benefits) (Position Organization Chart V-B) .....	17
Client Services Branch II (For Finance, Commerce, and Labor) (Position Organization Chart V-C) .....	18
Technology Support Services Branch (Position Organization Chart V-D) .....	19
Systems Services Branch (Position Organization Chart V-E) .....	20
Telecommunications Services Branch (Position Organization Chart V-F) .....	21
Production Services Branch (Position Organization Chart V-G) .....	22
Production Management Section, Computer Operations Unit (Position Organization Chart V-H) .....	23
Production Management Section, Scheduling and Control Unit (Position Organization Chart V-I) .....	24
Network Control and Equipment Support Section, Network Control Unit (Position Organization Chart V-J) .....	25

	<u>Page</u>
Central Services Division (Organization Chart VI) .....	26
Central Services Division (Position Organization Chart VI-A) .....	27
Program Services Office and Purchasing Services Office (Position Organization Chart VI-A) .....	27
Public Building Repair and Alterations Branch (Organization Chart VI.1).....	28
Public Building Repair and Alterations Branch (Position Organization Chart VI-B).....	29
Public Building Management Services Branch (Organization Chart VI.2) .....	30
Public Building Management Services Branch (Position Organization Chart VI-C) .....	31
Building Management Unit A (Position Organization Chart VI-D) .....	32
Building Management Unit B (Position Organization Chart VI-E) .....	33
Building Management Unit C (Position Organization Chart VI-F) .....	34
Building Management Unit D (Position Organization Chart VI-G) .....	35
Grounds Maintenance Section (Position Organization Chart VI-H) .....	36
Public Works Division (Organization Chart VII) .....	37
Public Works Division (Position Organization Chart VII-A) .....	38
Staff Services Office (Position Organization Chart VII-B) .....	39
Technical Services Branch (Position Organization Chart VII-C) .....	40
Planning Branch (Position Organization Chart VII-D) .....	41
Project Management Branch (Position Organization Chart VII-E) .....	42
Construction Management Branch (Position Organization Chart VII-F) .....	43
Leasing Services Branch (Position Organization Chart VII-G) .....	44
Archives Division (Organization Chart VIII) .....	45
Archives Division (Position Organization Chart VIII-A) .....	46
Automotive Management Division (Organization Chart IX) .....	47
Automotive Management Division (Position Organization Chart IX-A) .....	48
Land Survey Division (Organization Chart X) .....	49
Land Survey Division (Position Organization Chart X-A) .....	50
Hawaii District Office (Organization Chart XI) .....	51
Hawaii District Office (Position Organization Chart XI-A) .....	52
Central Services Branch, Hilo-Kau Section (Position Organization Chart XI-B) .....	53
Central Services Branch, Honokaa-Kohala and Kona Sections (Position Organization Chart XI-C) ...	54
Maui District Office (Organization Chart XII) .....	55
Maui District Office (Position Organization Chart XII-A) .....	56
Central Services Branch (Position Organization Chart XII-B) .....	57

Kauai District Office (Organization Chart XIII) ..... 58  
Kauai District Office (Position Organization Chart XIII-A) ..... 59  
    Central Services Branch (Position Organization Chart XIII-B) ..... 60

State Foundation on Culture and the Arts (Organization Chart XIV) ..... 61  
State Foundation on Culture and the Arts (Position Organization Chart XIV-A) ..... 62  
    Designated Programs, Art in Public Places, Support Services (Position Organization Chart XIV-B) . 63

King Kamehameha Celebration Commission (Organization Chart XV) ..... 64  
King Kamehameha Celebration Commission (Position Organization Chart XV-A) ..... 65

Stadium Authority (Organization Chart XVI) ..... 66  
    Office of the Manager (Position Organization Chart XVI-A) ..... 67  
        Administrative Services Office (Position Organization Chart XVI-B) ..... 68  
        Events Management Branch (Position Organization Chart XVI-C) ..... 69  
        Engineering and Maintenance Management Branch (Position Organization Chart XVI-D) ..... 70  
            Building Construction and Maintenance Section (Position Organization Chart XVI-E) .... 71  
            General Services Section (Position Organization Chart XVI-F) ..... 72  
        Box Office Management Branch (Position Organization Chart XVI-G) ..... 73  
        Security Management Branch (Position Organization Chart XVI-H) ..... 74

Procurement Policy Board (Organization Chart XVII) ..... 75  
State Procurement Office (Organization Chart XVIII) ..... 76  
State Procurement Office (Position Organization Chart XVIII-A) ..... 77

Office of Elections (Organization Chart XIV) ..... 78  
Office of Elections (Position Organization Chart XIV-A)..... 79  
Office of Elections, Reapportionment Commission (Position Organization Chart XIV-B)..... 80

Campaign Spending Commission (Organization Chart XV) ..... 81  
Campaign Spending Commission (Position Organization Chart XV-A) ..... 82

Enhanced 911 Board (Organization Chart XVI) ..... 83

State Building Code Council (Organization Chart XVII) ..... 84

Information Privacy and Security Council (Organization Chart XCVIII) ..... 85

Access Hawaii Committee (Organization Chart XCVIV) ..... 86

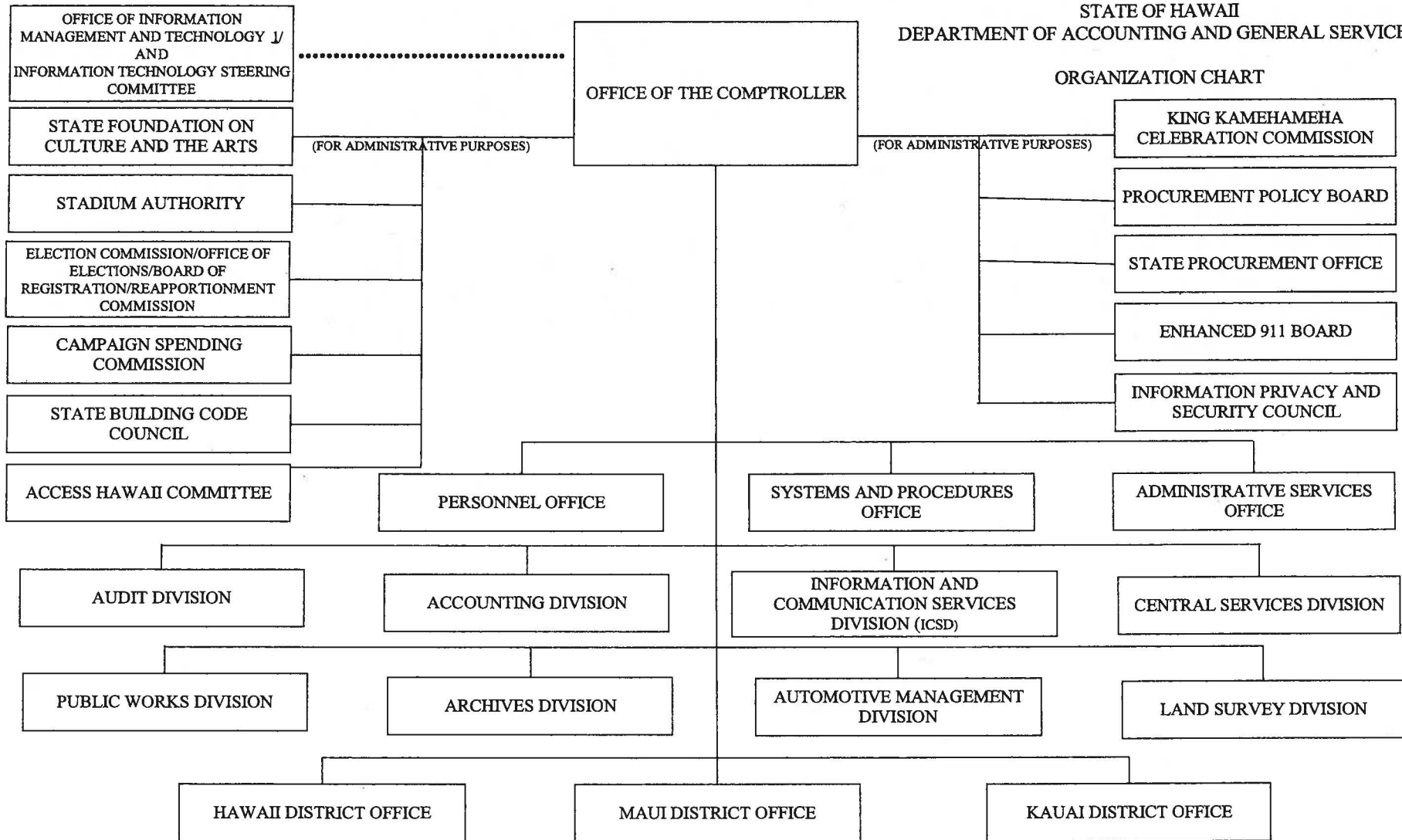
Office of Information Management and Technology (Organization Chart XCVV) ..... 87

Office of Information Management and Technology (Position Organization Chart XCVV-A) ..... 88

Office of Information Management and Technology (Position Organization Chart XCVV-B) ..... 89

STATE OF HAWAII  
DEPARTMENT OF ACCOUNTING AND GENERAL SERVICES

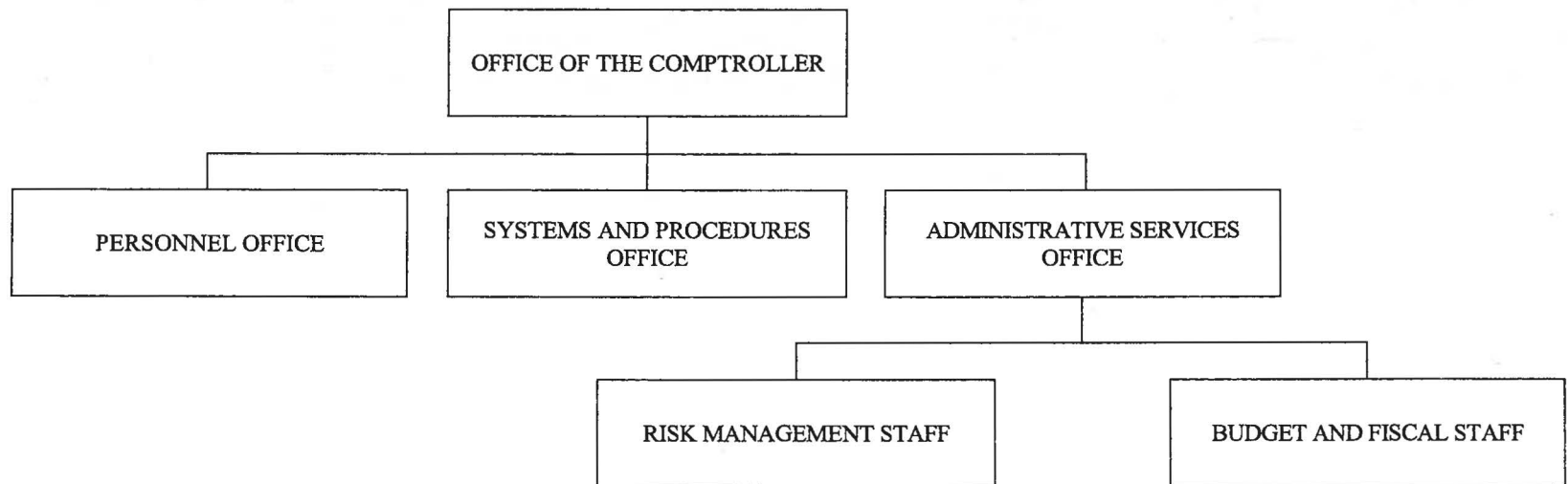
ORGANIZATION CHART



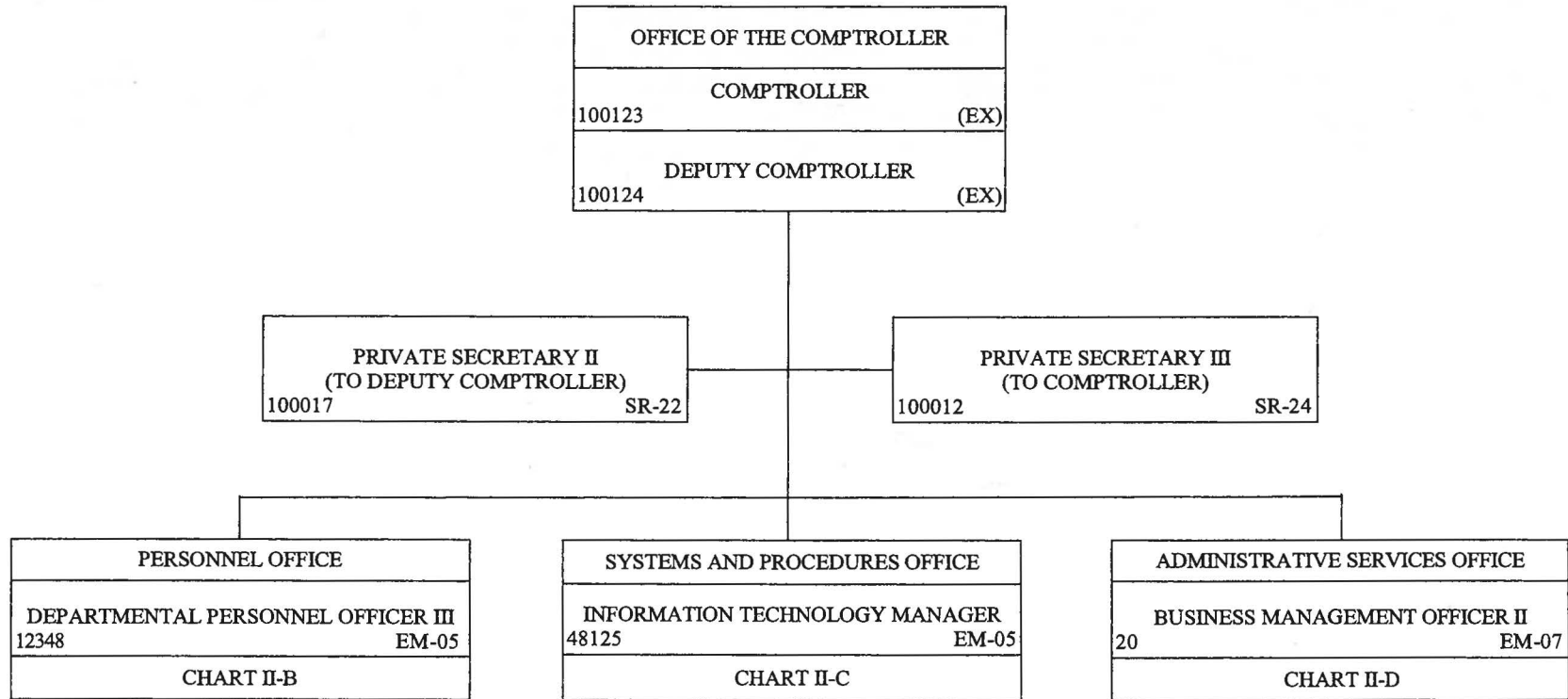
1/ ESTABLISHED PURSUANT TO ACT 84, SLH 2011 AND PLACED IN THE DEPARTMENT OF ACCOUNTING AND GENERAL SERVICES. THE CHIEF INFORMATION OFFICER (CIO) IS APPOINTED BY THE GOVERNOR AND REPORTS DIRECTLY TO THE GOVERNOR. THE CIO IS THE HEAD OF THE OFFICE OF INFORMATION MANAGEMENT AND TECHNOLOGY.

STATE OF HAWAII  
DEPARTMENT OF ACCOUNTING AND GENERAL SERVICES  
DEPARTMENT ADMINISTRATION

ORGANIZATION CHART

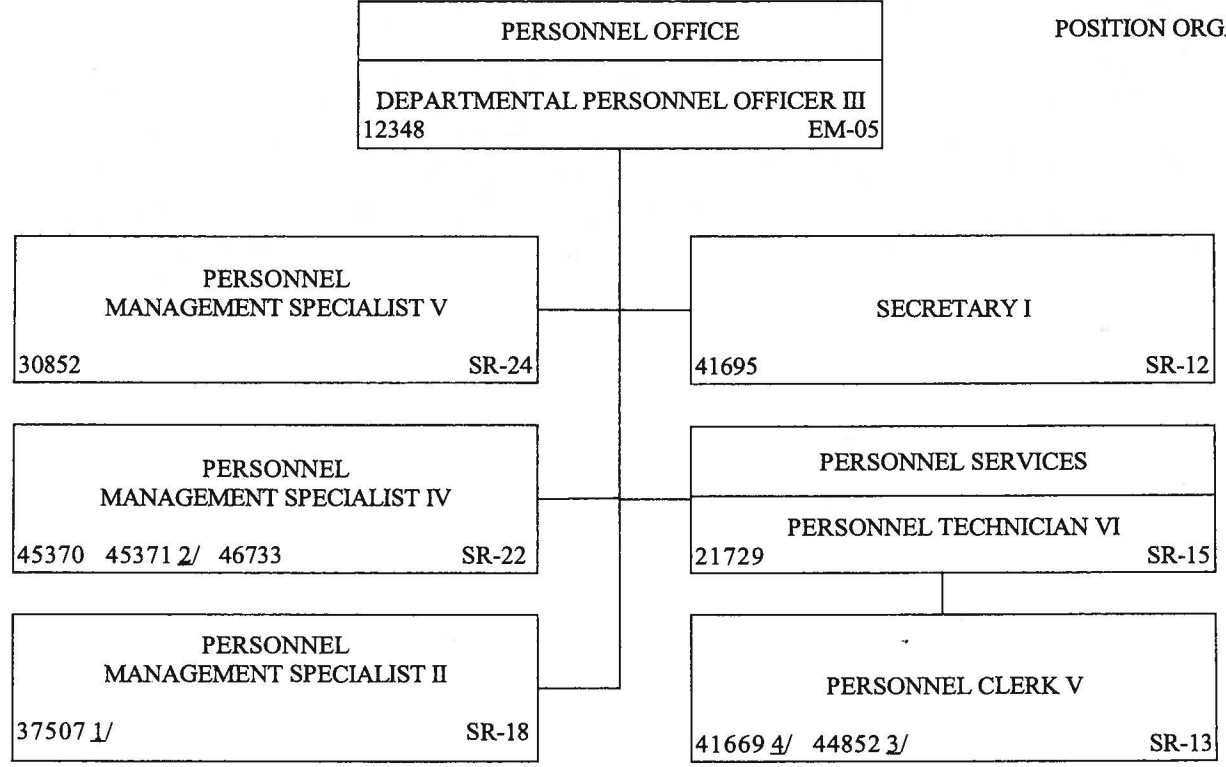


STATE OF HAWAII  
 DEPARTMENT OF ACCOUNTING AND GENERAL SERVICES  
 DEPARTMENT ADMINISTRATION  
 POSITION ORGANIZATION CHART



STATE OF HAWAII  
 DEPARTMENT OF ACCOUNTING AND GENERAL SERVICES  
 DEPARTMENT ADMINISTRATION  
 PERSONNEL OFFICE

POSITION ORGANIZATION CHART

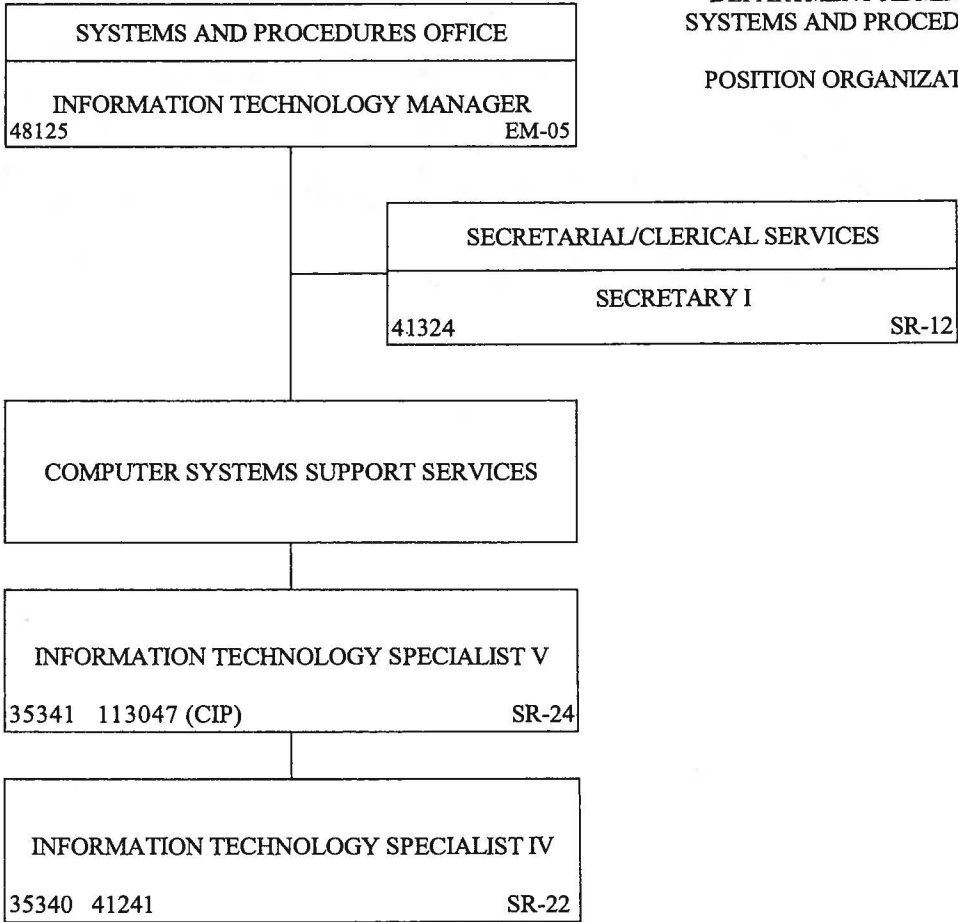


1/ POSITION NO. 37507 WAS ABOLISHED ON 07/01/13, PURSUANT TO ACT 134/SLH 2013.  
 2/ POSITION NO. 45371 WAS REALLOCATED TO PERSONNEL MANAGEMENT SPECIALIST II, SR-18, ON 01/29/14, EFFECTIVE 02/01/14.  
 3/ POSITION NO. 44852 WAS REALLOCATED TO PERSONNEL CLERK IV, SR-11, ON 07/15/13, EFFECTIVE 07/09/13.  
 4/ POSITION NO. 41669 WAS REALLOCATED TO PERSONNEL CLERK IV, SR-11, ON 07/15/13, EFFECTIVE 07/16/13.




STATE OF HAWAII  
DEPARTMENT OF ACCOUNTING AND GENERAL SERVICES  
DEPARTMENT ADMINISTRATION  
SYSTEMS AND PROCEDURES OFFICE

POSITION ORGANIZATION CHART



STATE OF HAWAII  
 DEPARTMENT OF ACCOUNTING AND GENERAL SERVICES  
 DEPARTMENT ADMINISTRATION  
 ADMINISTRATIVE SERVICES OFFICE

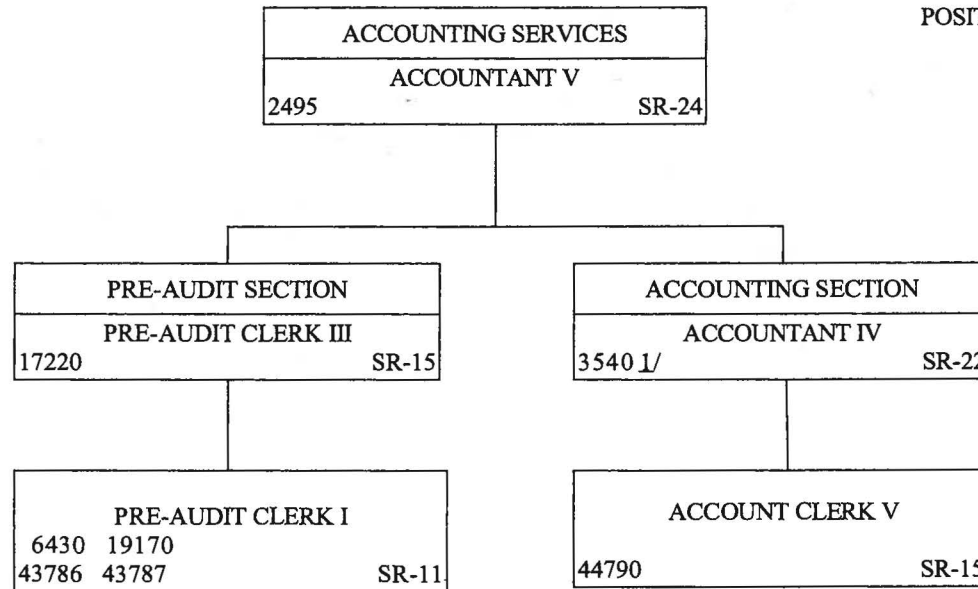
POSITION ORGANIZATION CHART



1/ POSITIONS ARE FUNDED BY REVOLVING FUNDS.

STATE OF HAWAII  
 DEPARTMENT OF ACCOUNTING AND GENERAL SERVICES  
 DEPARTMENT ADMINISTRATION  
 ADMINISTRATIVE SERVICES OFFICE  
 ACCOUNTING SERVICES


POSITION ORGANIZATION CHART



1/ POSITION NO. 3540 FUNDED BY INTER-DEPARTMENTAL TRANSFERS FUND (U).

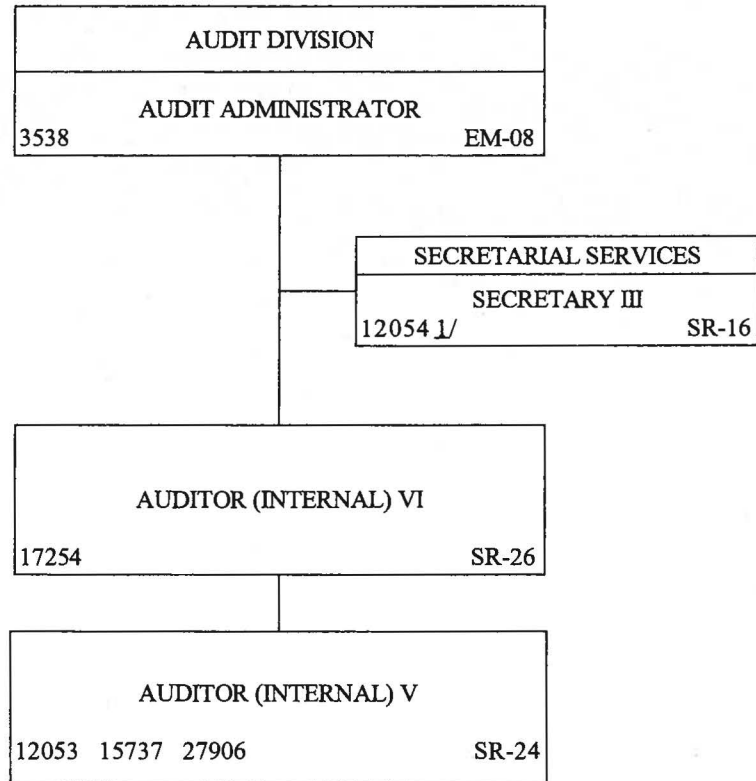
STATE OF HAWAII  
DEPARTMENT OF ACCOUNTING AND GENERAL SERVICES  
AUDIT DIVISION

ORGANIZATION CHART



STATE OF HAWAII  
DEPARTMENT OF ACCOUNTING AND GENERAL SERVICES  
AUDIT DIVISION


POSITION ORGANIZATION CHART



1/ POSITION NO. 12054 REALLOCATED BACK TO SECRETARY III, SR-16, ON 10/10/13, EFFECTIVE 10/16/13.

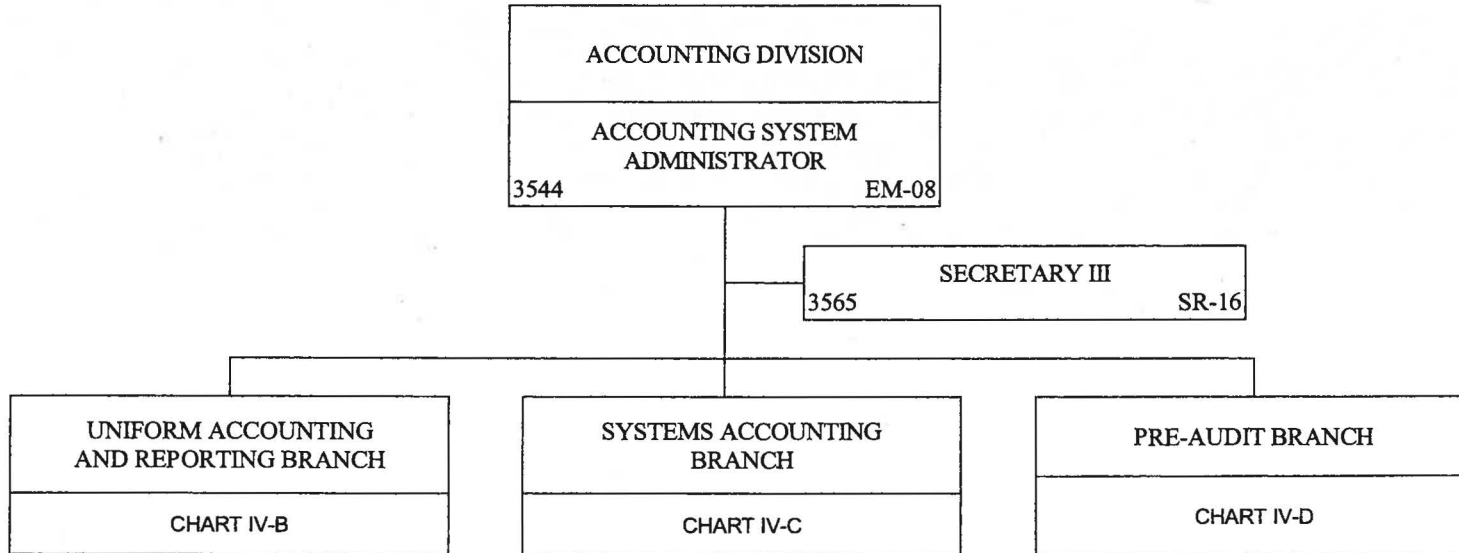
STATE OF HAWAII  
DEPARTMENT OF ACCOUNTING AND GENERAL SERVICES  
ACCOUNTING DIVISION

ORGANIZATION CHART



STATE OF HAWAII  
DEPARTMENT OF ACCOUNTING AND GENERAL SERVICES  
ACCOUNTING DIVISION

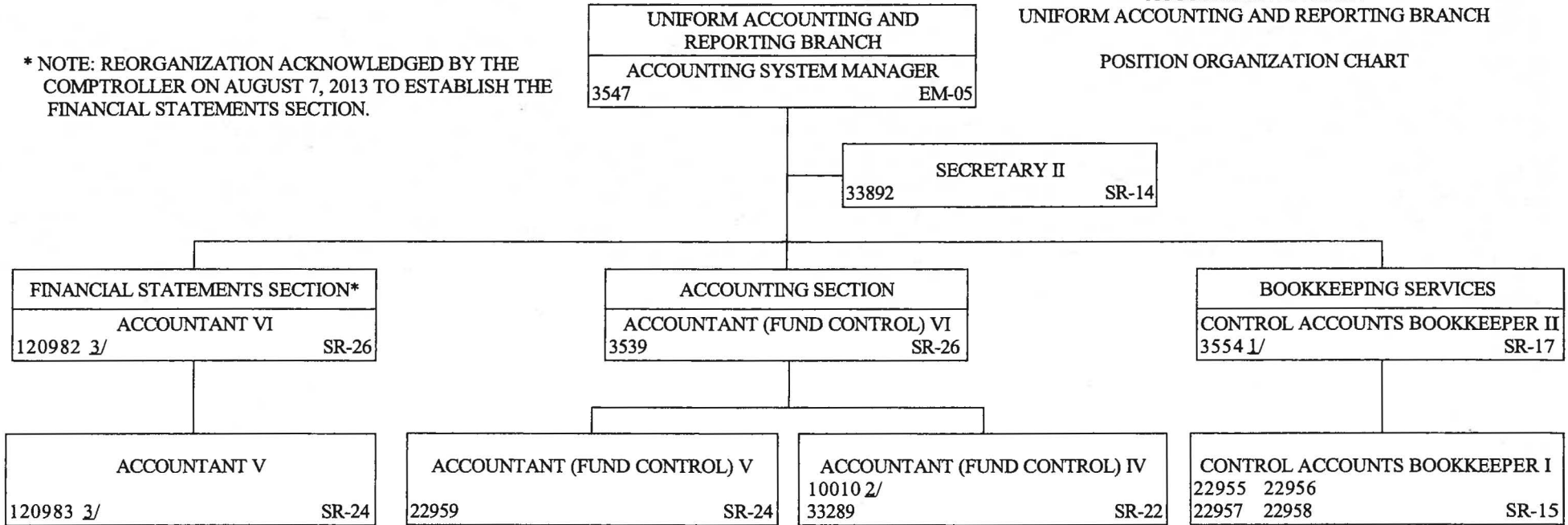
POSITION ORGANIZATION CHART



STATE OF HAWAII  
 DEPARTMENT OF ACCOUNTING AND GENERAL SERVICES  
 ACCOUNTING DIVISION  
 UNIFORM ACCOUNTING AND REPORTING BRANCH

POSITION ORGANIZATION CHART

\* NOTE: REORGANIZATION ACKNOWLEDGED BY THE  
 COMPTROLLER ON AUGUST 7, 2013 TO ESTABLISH THE  
 FINANCIAL STATEMENTS SECTION.




1/ POSITION NO. 3554 REALLOCATED BACK TO CONTROL ACCOUNTS BOOKKEEPER II, SR-17, ON 12/20/13, EFFECTIVE 01/01/14.

2/ POSITION NO. 10010 REALLOCATED BACK TO ACCOUNTANT IV, SR-22, ON 02/14/14, EFFECTIVE 02/16/14.

3/ POSITION NOS. 120982 AND 120983 APPROVED BY ACT 134/SLH 2013, EFFECTIVE 07/01/13.



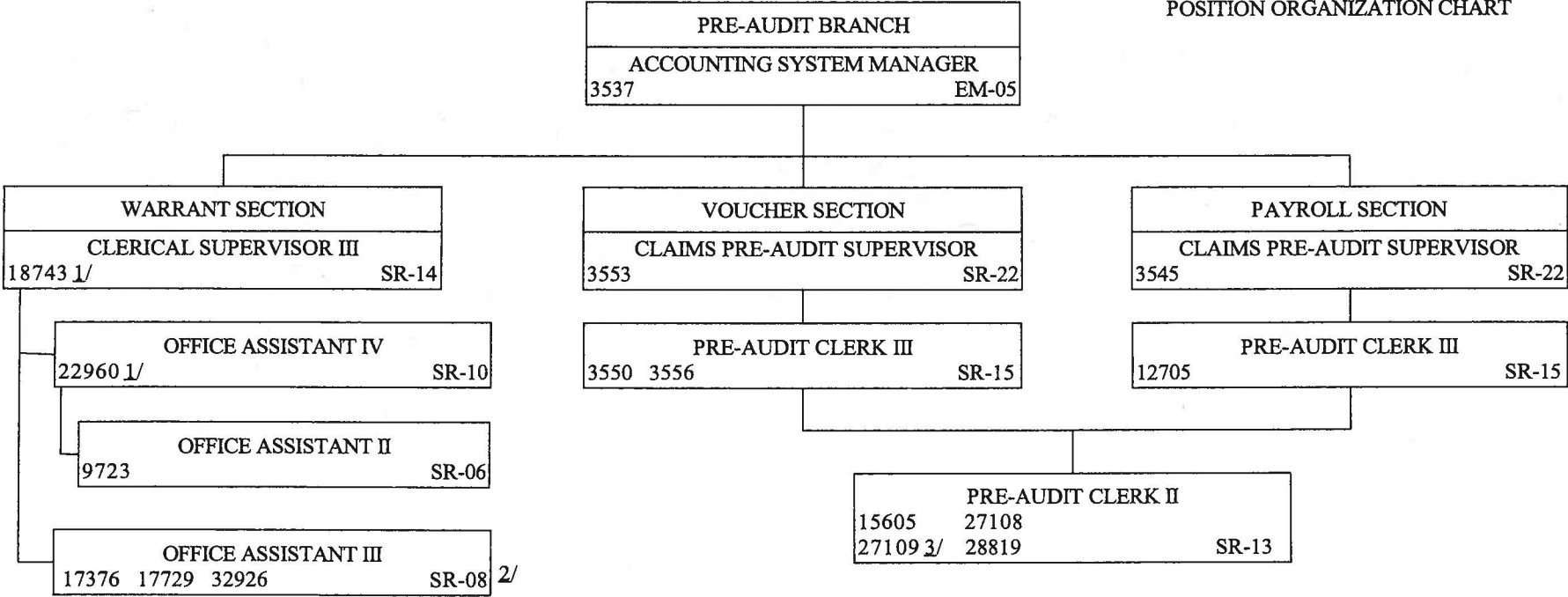
STATE OF HAWAII  
DEPARTMENT OF ACCOUNTING AND GENERAL SERVICES  
ACCOUNTING DIVISION  
SYSTEMS ACCOUNTING BRANCH  
POSITION ORGANIZATION CHART



1/ POSITION REALLOCATED TO ACCOUNTANT (SYSTEMS) IV, SR-22, ON 02/14/06,  
EFFECTIVE 02/16/06.

STATE OF HAWAII  
 DEPARTMENT OF ACCOUNTING AND GENERAL SERVICES  
 ACCOUNTING DIVISION  
 PRE-AUDIT BRANCH

POSITION ORGANIZATION CHART



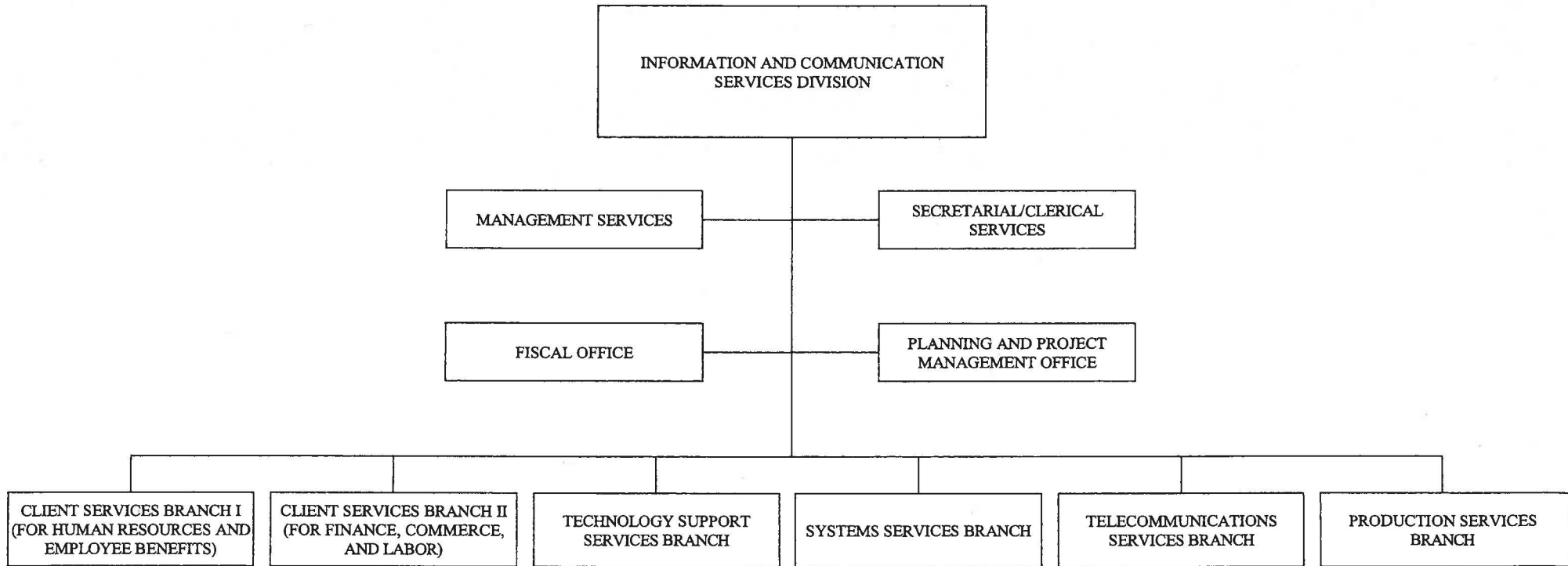
1/ POSITION TO BE REDESCRIBED.

2/ ONE POSITION (TO BE DETERMINED) WILL BE REDESCRIBED AND PLACED UNDER THE SUPERVISION OF POSITION NO. 22960.

3/ POSITION NO. 27109, REALLOCATED BACK TO PRE-AUDIT CLERK II, SR-13, ON 01/03/14, EFFECTIVE 01/01/14.

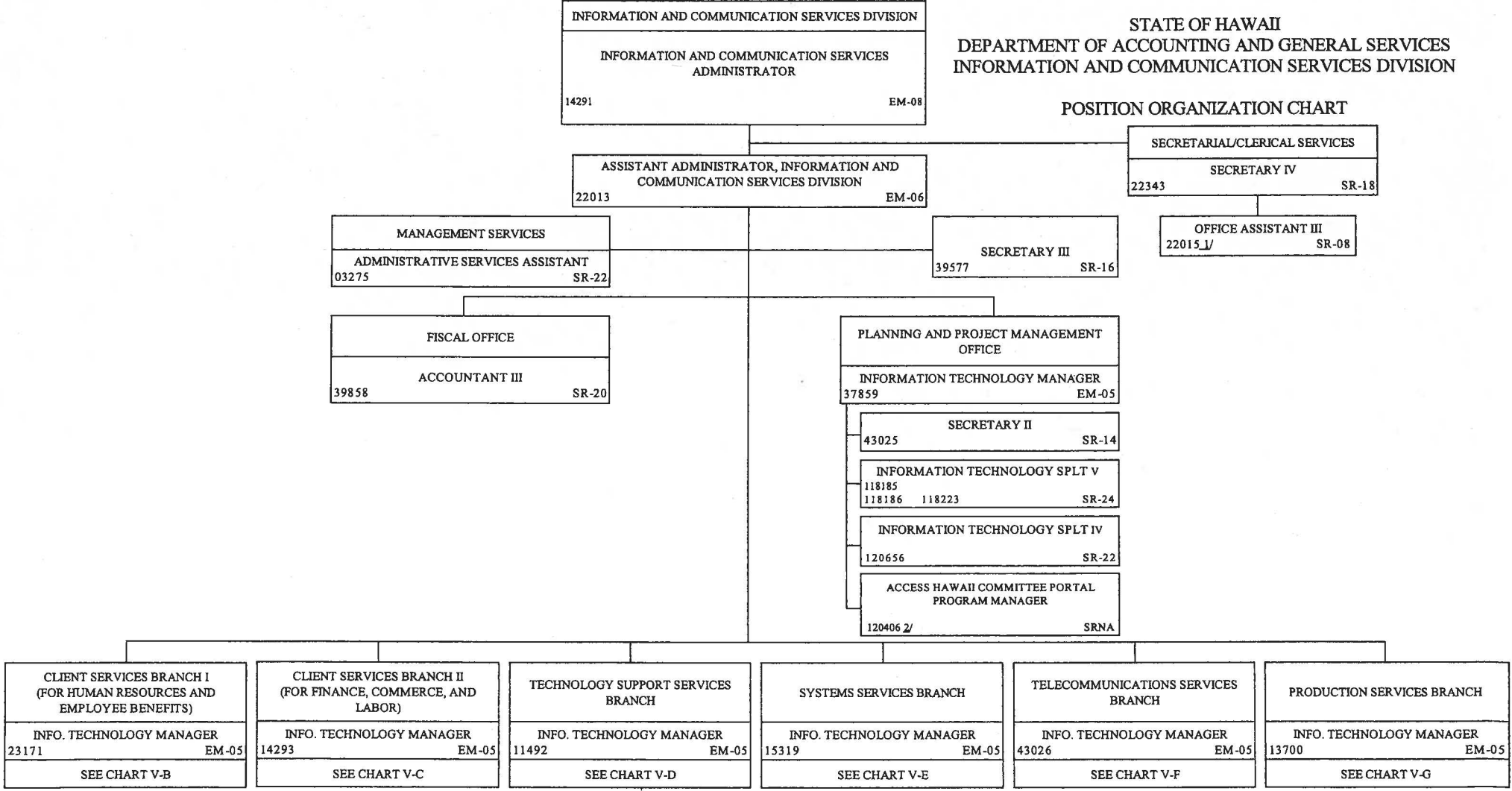
STATE OF HAWAII  
DEPARTMENT OF ACCOUNTING AND GENERAL SERVICES  
INFORMATION AND COMMUNICATION SERVICES DIVISION

ORGANIZATION CHART



STATE OF HAWAII  
 DEPARTMENT OF ACCOUNTING AND GENERAL SERVICES  
 INFORMATION AND COMMUNICATION SERVICES DIVISION

POSITION ORGANIZATION CHART

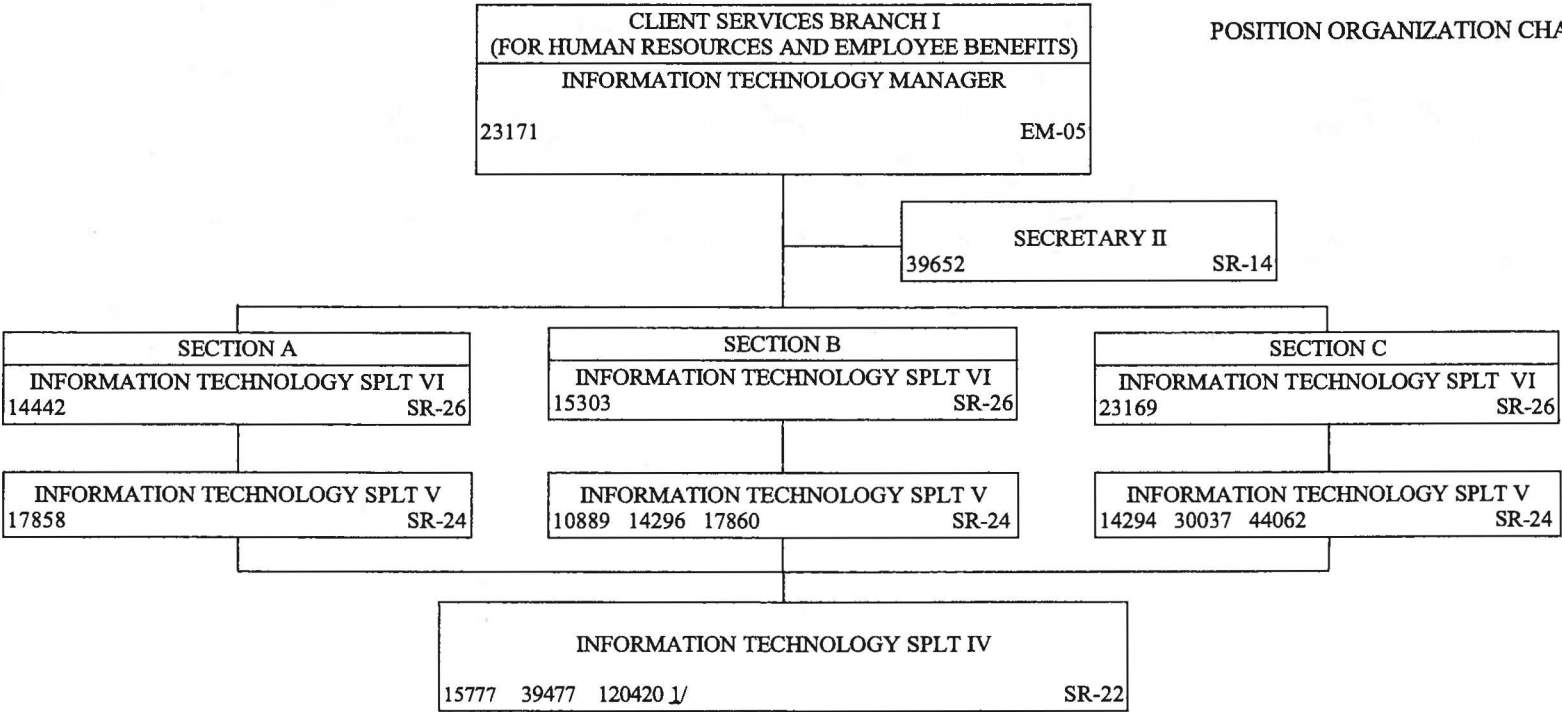


1/ POSITION NO. 22015 WAS ABOLISHED JULY 1, 2013, PURSUANT TO ACT 134/SLH 2013.  
 2/ POSITION NO. 120406 IS A TEMPORARY SPECIAL FUNDED POSITION ESTABLISHED BY ACT 164/SLH 2011

CHART V-A

STATE OF HAWAII  
 DEPARTMENT OF ACCOUNTING AND GENERAL SERVICES  
 INFORMATION AND COMMUNICATION SERVICES DIVISION  
 CLIENT SERVICES BRANCH I  
 (FOR HUMAN RESOURCES AND EMPLOYEE BENEFITS)

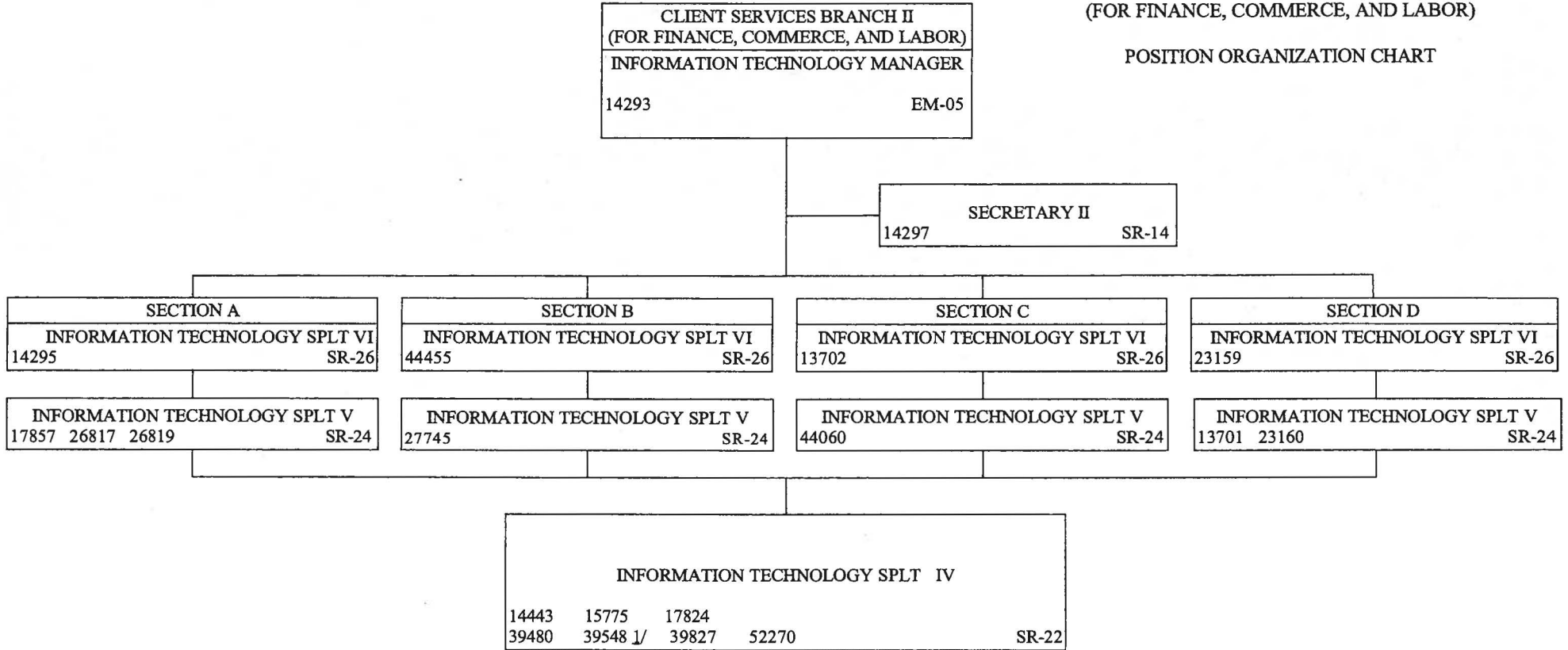
POSITION ORGANIZATION CHART



1/ POSITION NO. 120420 WAS ABOLISHED JULY 1, 2013, PURSUANT TO ACT 134/SLH 2013.

STATE OF HAWAII  
 DEPARTMENT OF ACCOUNTING AND GENERAL SERVICES  
 INFORMATION AND COMMUNICATION SERVICES DIVISION  
 CLIENT SERVICES BRANCH II  
 (FOR FINANCE, COMMERCE, AND LABOR)

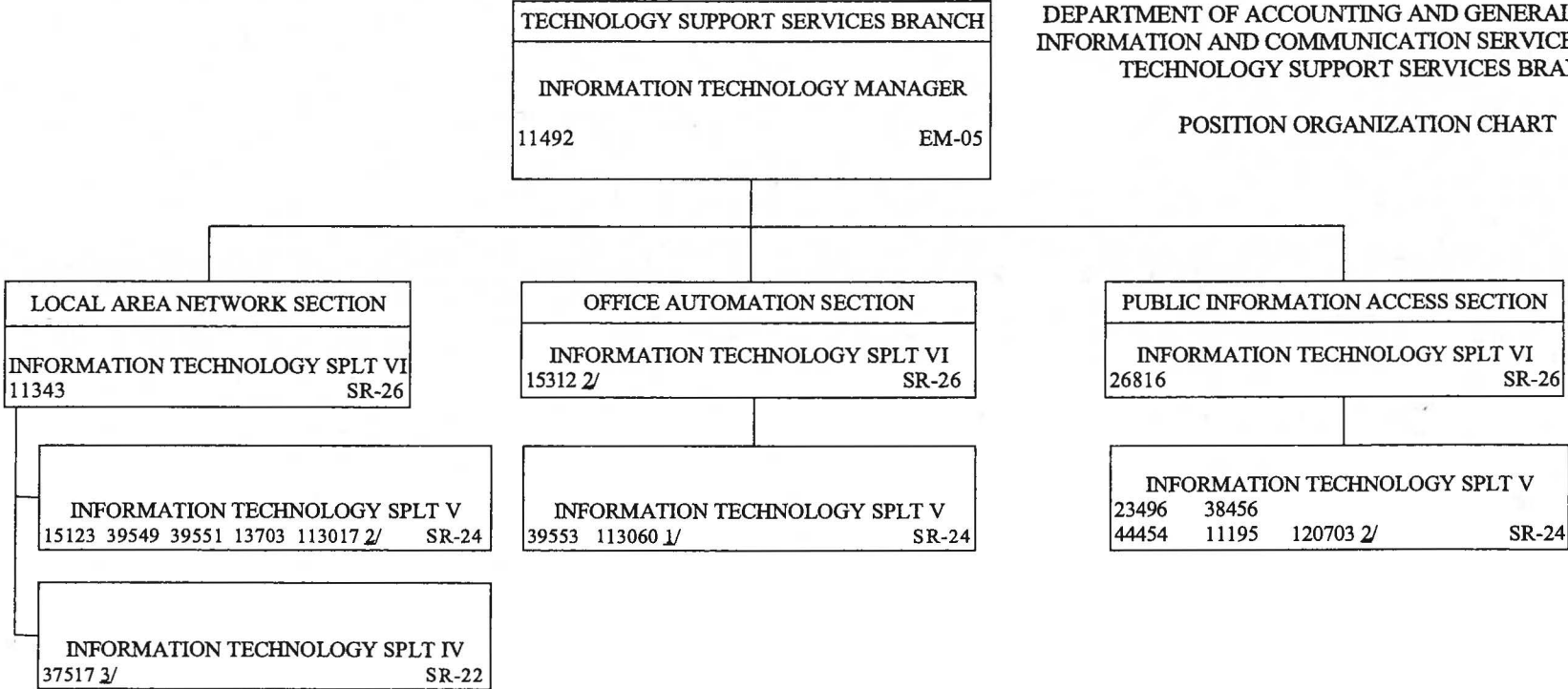
POSITION ORGANIZATION CHART



1/ NOTE: POSITION NO. 39548 TRANSFERRED FROM TECHNOLOGY SUPPORT SERVICES BRANCH IN TRADE-OFF FOR POSITION NO. 37517 PER SETTLEMENT AGREEMENT DATED 08/30/10. TRANSFER APPROVED PURSUANT TO ACT 134/SLH 2013, EFFECTIVE 07/01/13.

STATE OF HAWAII  
 DEPARTMENT OF ACCOUNTING AND GENERAL SERVICES  
 INFORMATION AND COMMUNICATION SERVICES DIVISION  
 TECHNOLOGY SUPPORT SERVICES BRANCH

POSITION ORGANIZATION CHART



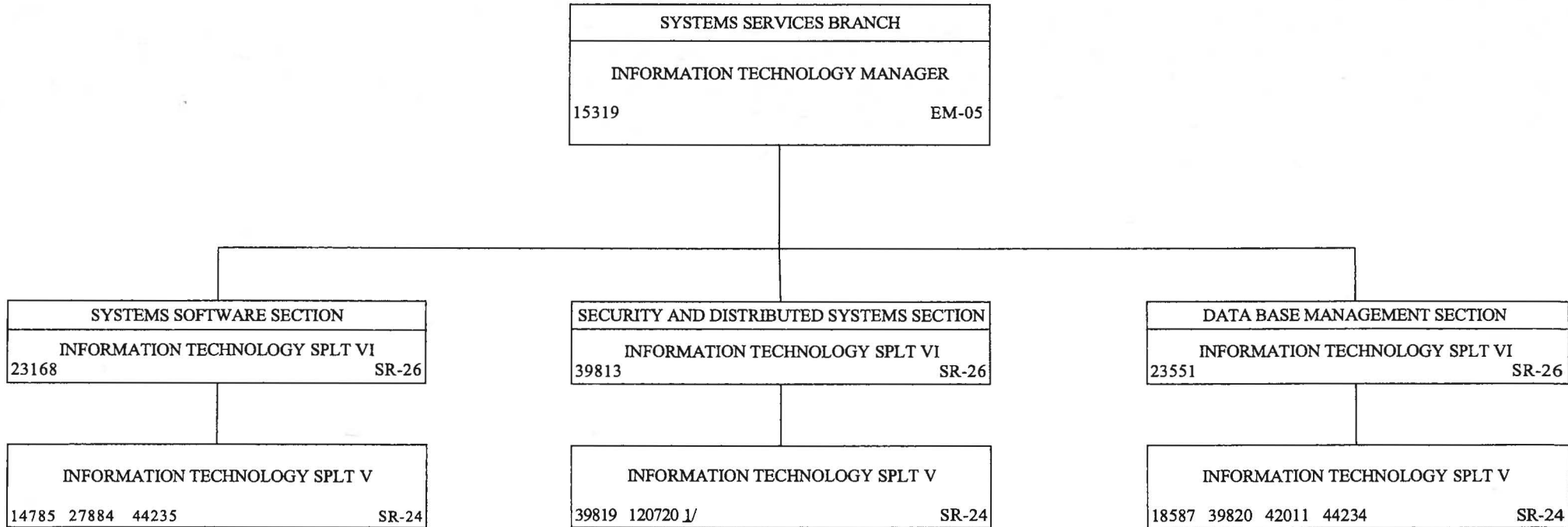
1/ POSITION NO. 113060 REALLOCATED TO INFORMATION TECHNOLOGY SPECIALIST IV, SR-22, ON 10/25/13 EFFECTIVE 11/01/13.

2/ POSITION NOS. 15312, 113017, AND 120703 WAS ABOLISHED ON JULY 1, 2013, PURSUANT TO ACT 134/SLH 2013.

3/ NOTE: POSITION NO. 37517 TRANSFERRED FROM CLIENT SERVICES BRANCH IN TRADE-OFF FOR POSITION NO. 39548 PER SETTLEMENT AGREEMENT DATED 08/30/10. TRANSFER APPROVED PURSUANT TO ACT 134/SLH 2013, EFFECTIVE 07/01/13.

STATE OF HAWAII  
 DEPARTMENT OF ACCOUNTING AND GENERAL SERVICES  
 INFORMATION AND COMMUNICATION SERVICES DIVISION  
 SYSTEMS SERVICES BRANCH

POSITION ORGANIZATION CHART



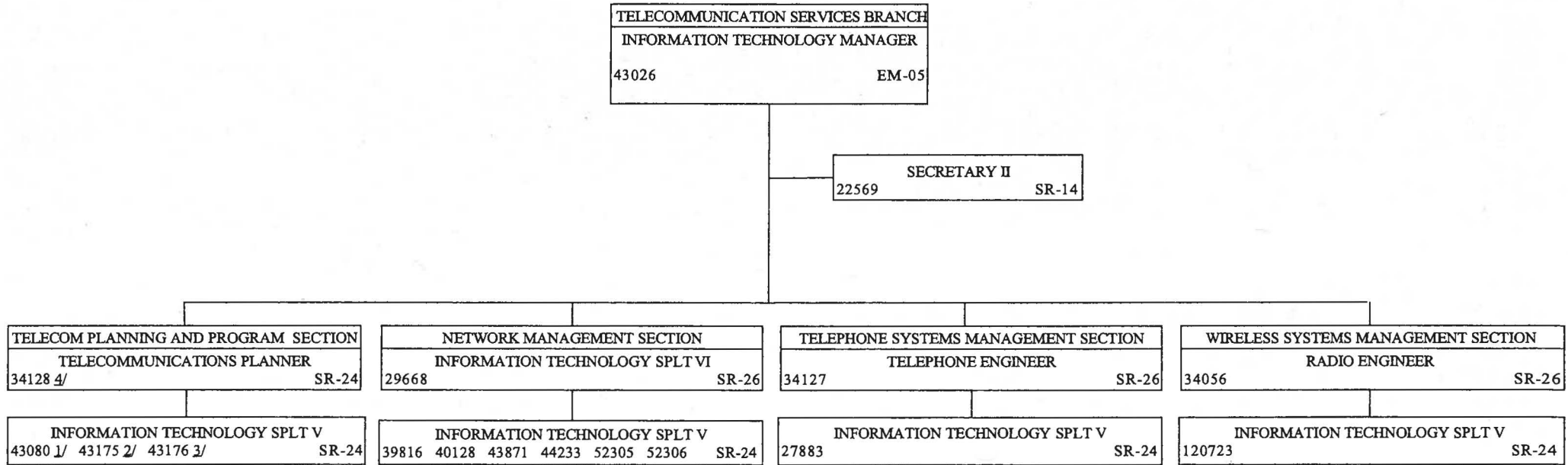
1/ POSITION NO. 120720 WAS ABOLISHED ON JULY 1, 2013, PURSUANT TO ACT 134/SLH 2013.

CHART V-E



STATE OF HAWAII  
 DEPARTMENT OF ACCOUNTING AND GENERAL SERVICES  
 INFORMATION AND COMMUNICATION SERVICES DIVISION  
 TELECOMMUNICATION SERVICES BRANCH

POSITION ORGANIZATION CHART



1/ POSITION LOCATED ON KAUAI.

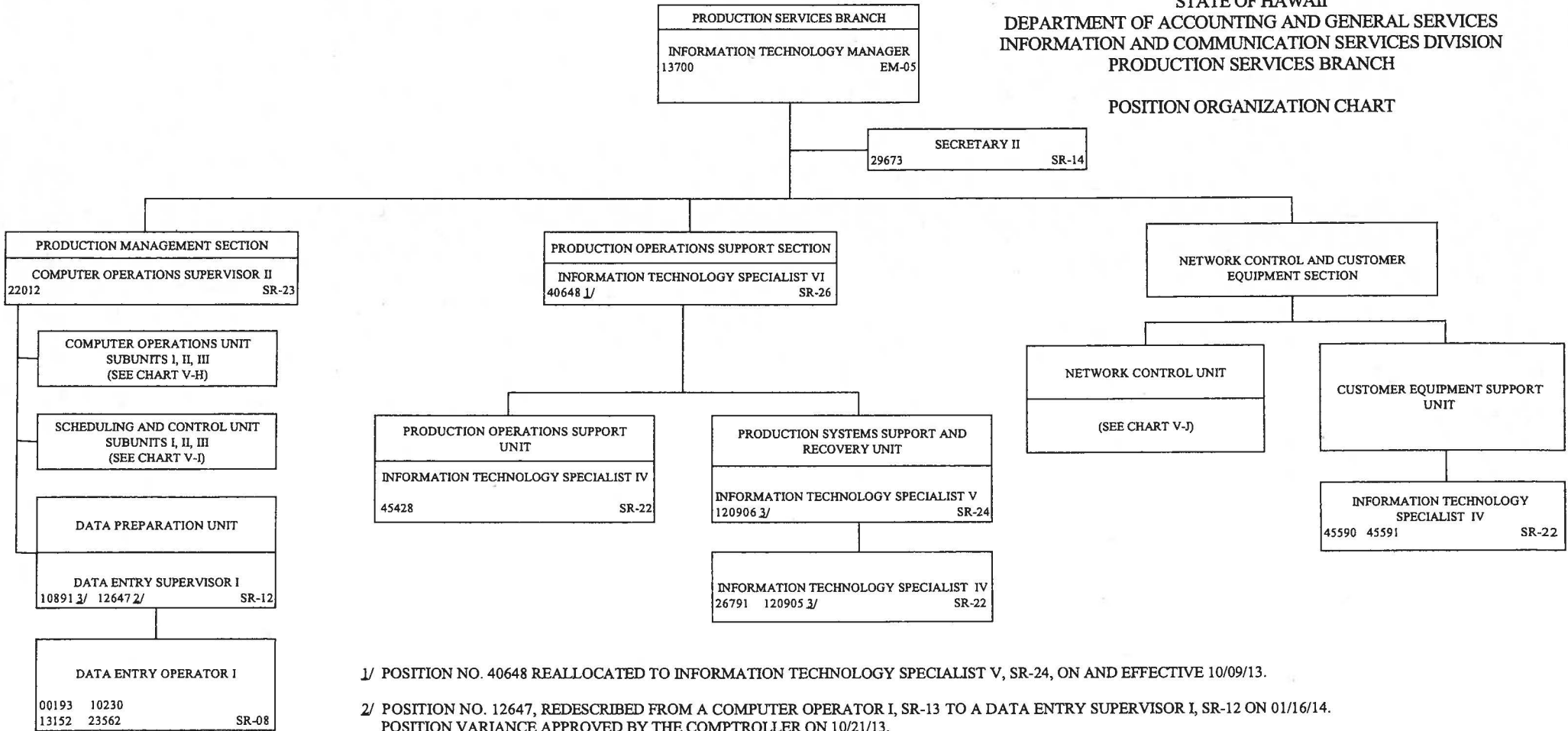
2/ POSITION LOCATED ON MAUI.

3/ POSITION LOCATED ON HAWAII.

4/ POSITION NO. 34128 WAS ABOLISHED ON JULY 1, 2013, PURSUANT TO ACT 134/SLH 2013.

STATE OF HAWAII  
 DEPARTMENT OF ACCOUNTING AND GENERAL SERVICES  
 INFORMATION AND COMMUNICATION SERVICES DIVISION  
 PRODUCTION SERVICES BRANCH

POSITION ORGANIZATION CHART



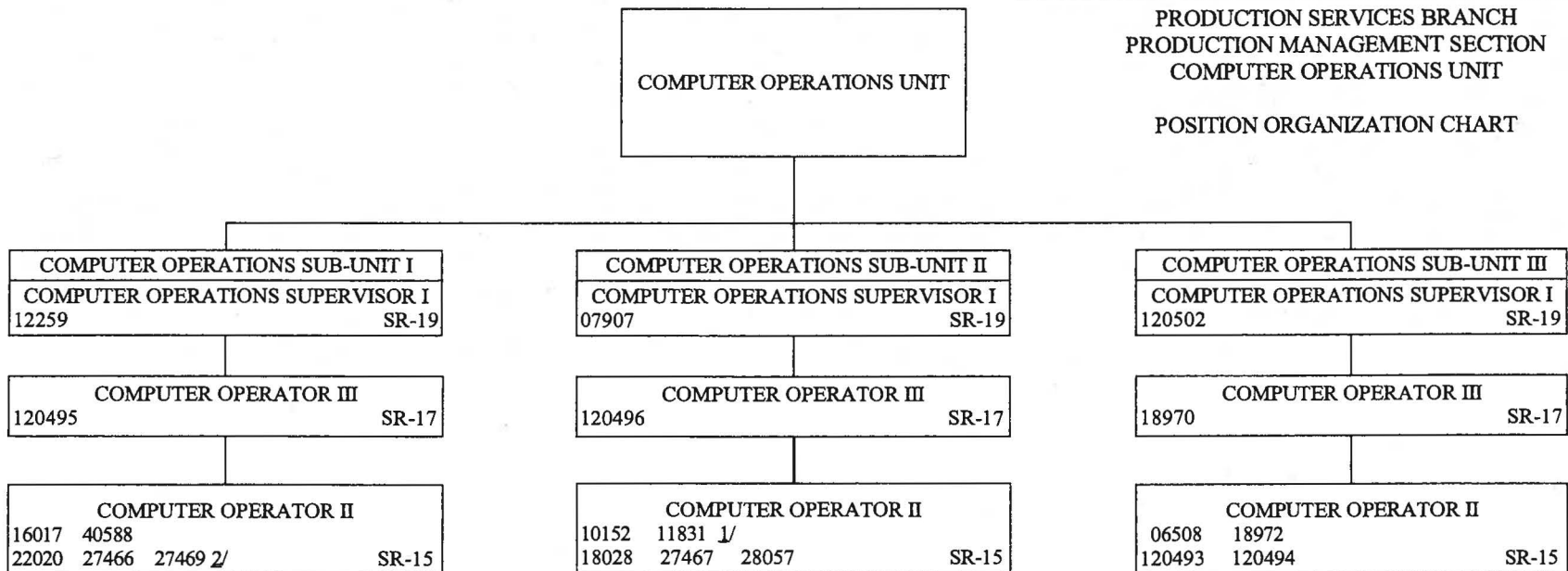
1/ POSITION NO. 40648 REALLOCATED TO INFORMATION TECHNOLOGY SPECIALIST V, SR-24, ON AND EFFECTIVE 10/09/13.

2/ POSITION NO. 12647, REDESCRIBED FROM A COMPUTER OPERATOR I, SR-13 TO A DATA ENTRY SUPERVISOR I, SR-12 ON 01/16/14.  
 POSITION VARIANCE APPROVED BY THE COMPTROLLER ON 10/21/13.

3/ POSITION NO. 10891, 120905, AND 120906 WAS ABOLISHED ON JULY 1, 2013, PURSUANT TO ACT 134/SLH 2013.

STATE OF HAWAII  
 DEPARTMENT OF ACCOUNTING AND GENERAL SERVICES  
 INFORMATION AND COMMUNICATION SERVICES DIVISION  
 PRODUCTION SERVICES BRANCH  
 PRODUCTION MANAGEMENT SECTION  
 COMPUTER OPERATIONS UNIT

POSITION ORGANIZATION CHART

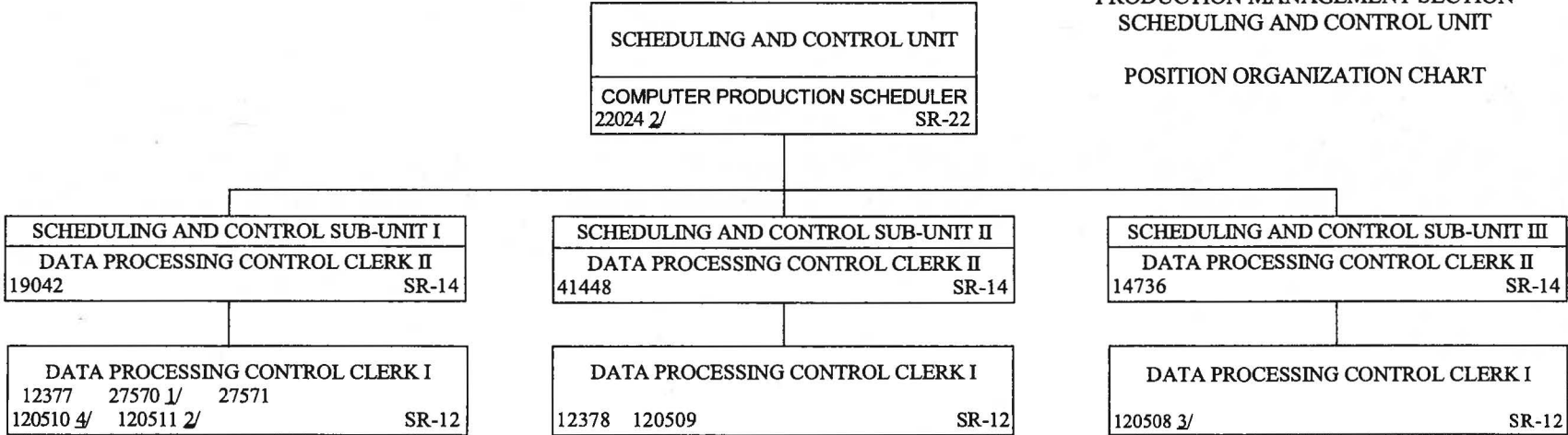


1/ POSITION NO. 11831 WAS ABOLISHED ON JULY 1, 2013, PURSUANT TO ACT 134/SLH 2013.

2/ POSITION NO. 27469, WAS REALLOCATED TO COMPUTER OPERATOR I, SR-13, ON 08/27/13, EFFECTIVE 09/01/13.

STATE OF HAWAII  
 DEPARTMENT OF ACCOUNTING AND GENERAL SERVICES  
 INFORMATION AND COMMUNICATION SERVICES DIVISION  
 PRODUCTION SERVICES BRANCH  
 PRODUCTION MANAGEMENT SECTION  
 SCHEDULING AND CONTROL UNIT

POSITION ORGANIZATION CHART



- 1/ POSITION NO. 27570, DATA PROCESSING CONTROL CLERK I, SR-12, POSITION REALLOCATED TO OFFICE ASSISTANT IV, SR-10 FOR RECRUITMENT PURPOSES ON 01/10/14, EFFECTIVE 01/16/14.
- 2/ POSITION NOS. 120511 AND 22024 WAS ABOLISHED ON JULY 1, 2013, PURSUANT TO ACT 134/SLH 2013.
- 3/ POSITION NO. 120508, DATA PROCESSING CONTROL CLERK I, SR-12, POSITION REALLOCATED TO OFFICE ASSISTANT IV, SR-10 FOR RECRUITMENT PURPOSES ON 04/10/12, EFFECTIVE 04/16/12.
- 4/ POSITION NO. 120510, DATA PROCESSING CONTROL CLERK I, SR-12, POSITION REALLOCATED TO OFFICE ASSISTANT IV, SR-10 FOR RECRUITMENT PURPOSES ON 04/10/12, EFFECTIVE 04/16/12.

STATE OF HAWAII  
 DEPARTMENT OF ACCOUNTING AND GENERAL SERVICES  
 INFORMATION AND COMMUNICATION SERVICES DIVISION  
 PRODUCTION SERVICES BRANCH  
 NETWORK CONTROL AND EQUIPMENT SUPPORT SECTION  
 NETWORK CONTROL UNIT

POSITION ORGANIZATION CHART

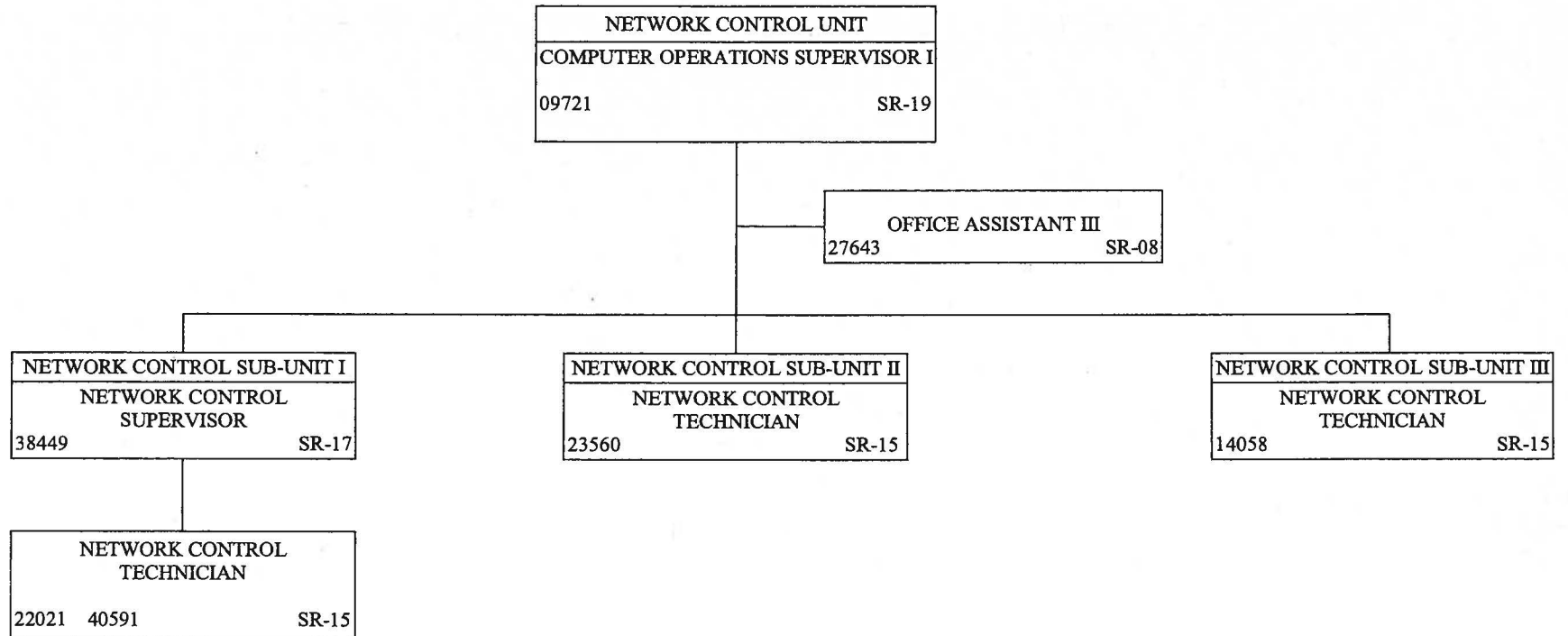



CHART V-J

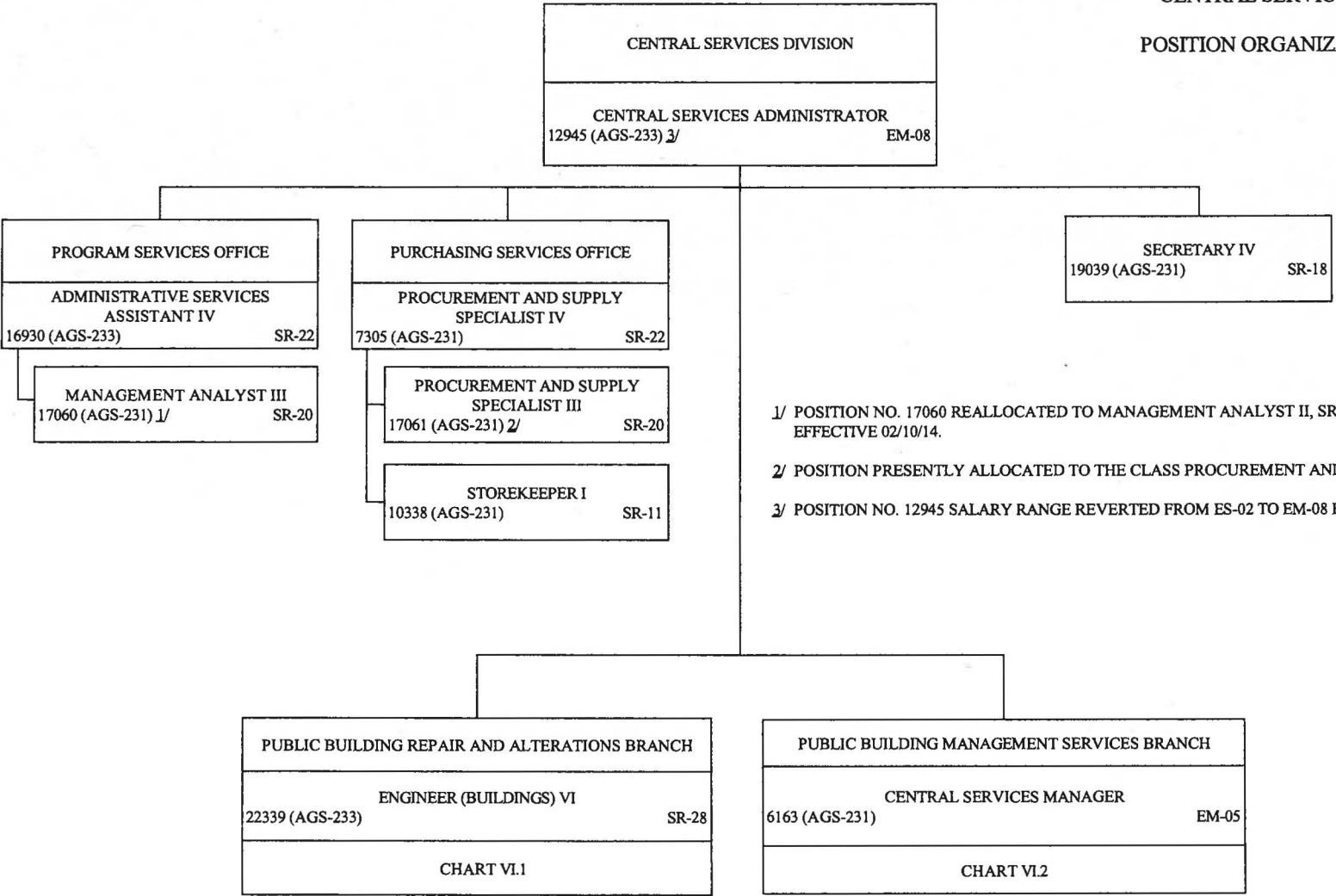
STATE OF HAWAII  
DEPARTMENT OF ACCOUNTING AND GENERAL SERVICES  
CENTRAL SERVICES DIVISION  
ADMINISTRATION

ORGANIZATION CHART



STATE OF HAWAII  
 DEPARTMENT OF ACCOUNTING AND GENERAL SERVICES  
 CENTRAL SERVICES DIVISION

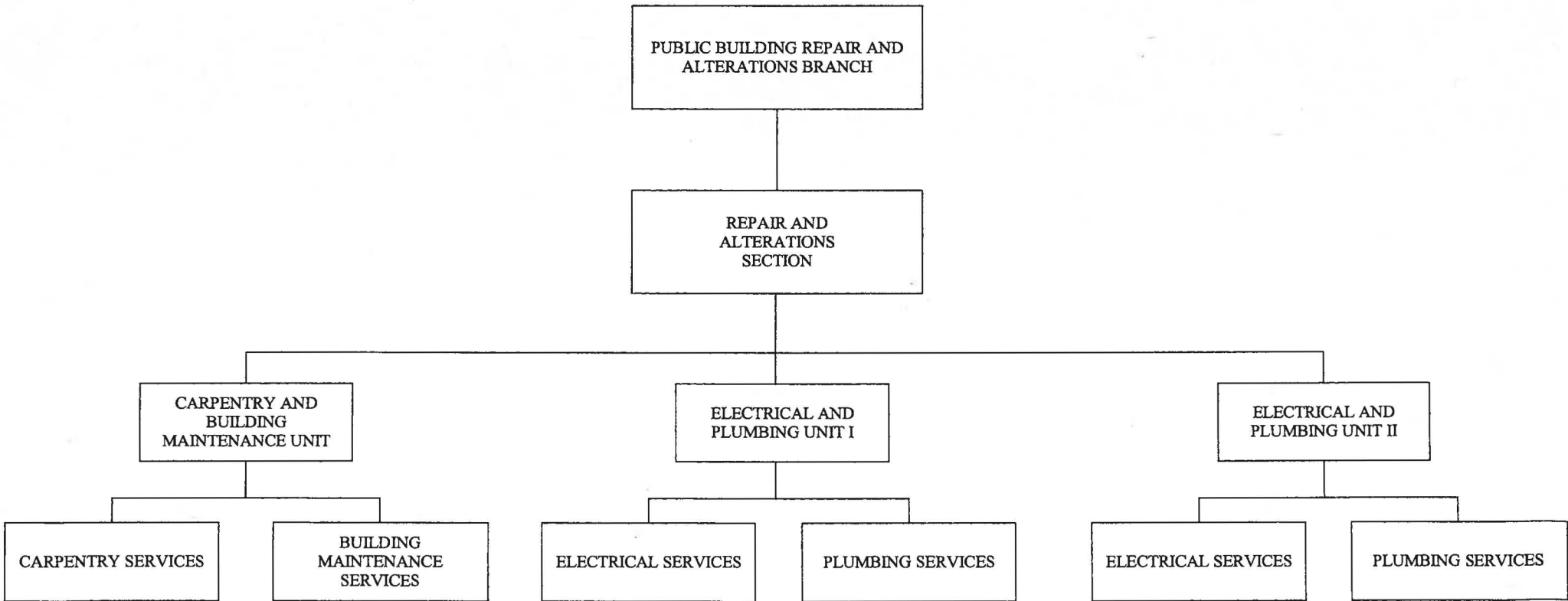
POSITION ORGANIZATION CHART



- 1/ POSITION NO. 17060 REALLOCATED TO MANAGEMENT ANALYST II, SR-18, ON 02/07/14, EFFECTIVE 02/10/14.
- 2/ POSITION PRESENTLY ALLOCATED TO THE CLASS PROCUREMENT AND SUPPLY SPECIALIST I, SR-16.
- 3/ POSITION NO. 12945 SALARY RANGE REVERTED FROM ES-02 TO EM-08 EFFECTIVE 01/01/13.

STATE OF HAWAII  
DEPARTMENT OF ACCOUNTING AND GENERAL SERVICES  
CENTRAL SERVICES DIVISION  
PUBLIC BUILDING REPAIR AND ALTERATIONS BRANCH

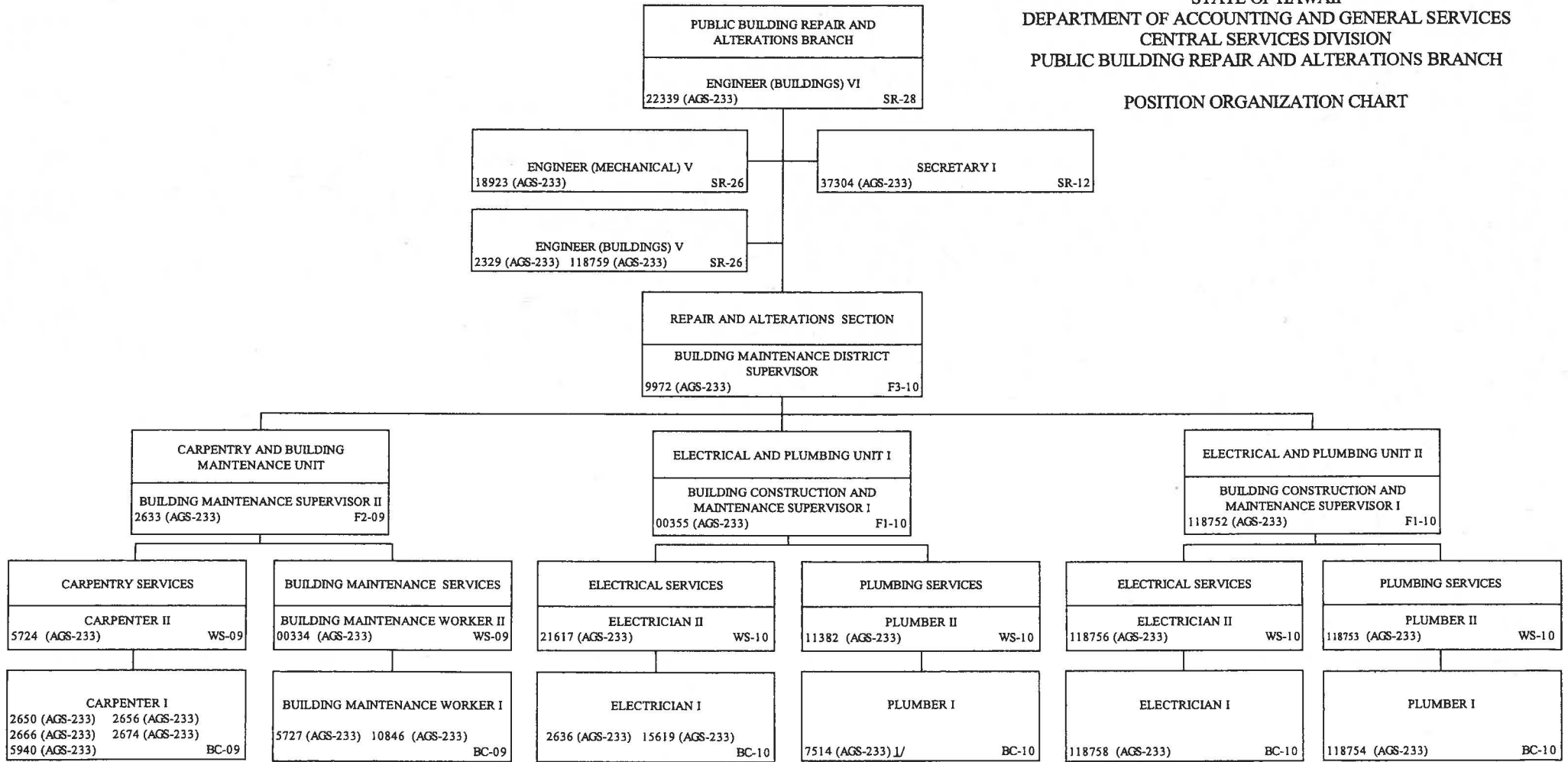
ORGANIZATION CHART





STATE OF HAWAII  
 DEPARTMENT OF ACCOUNTING AND GENERAL SERVICES  
 CENTRAL SERVICES DIVISION  
 PUBLIC BUILDING REPAIR AND ALTERATIONS BRANCH

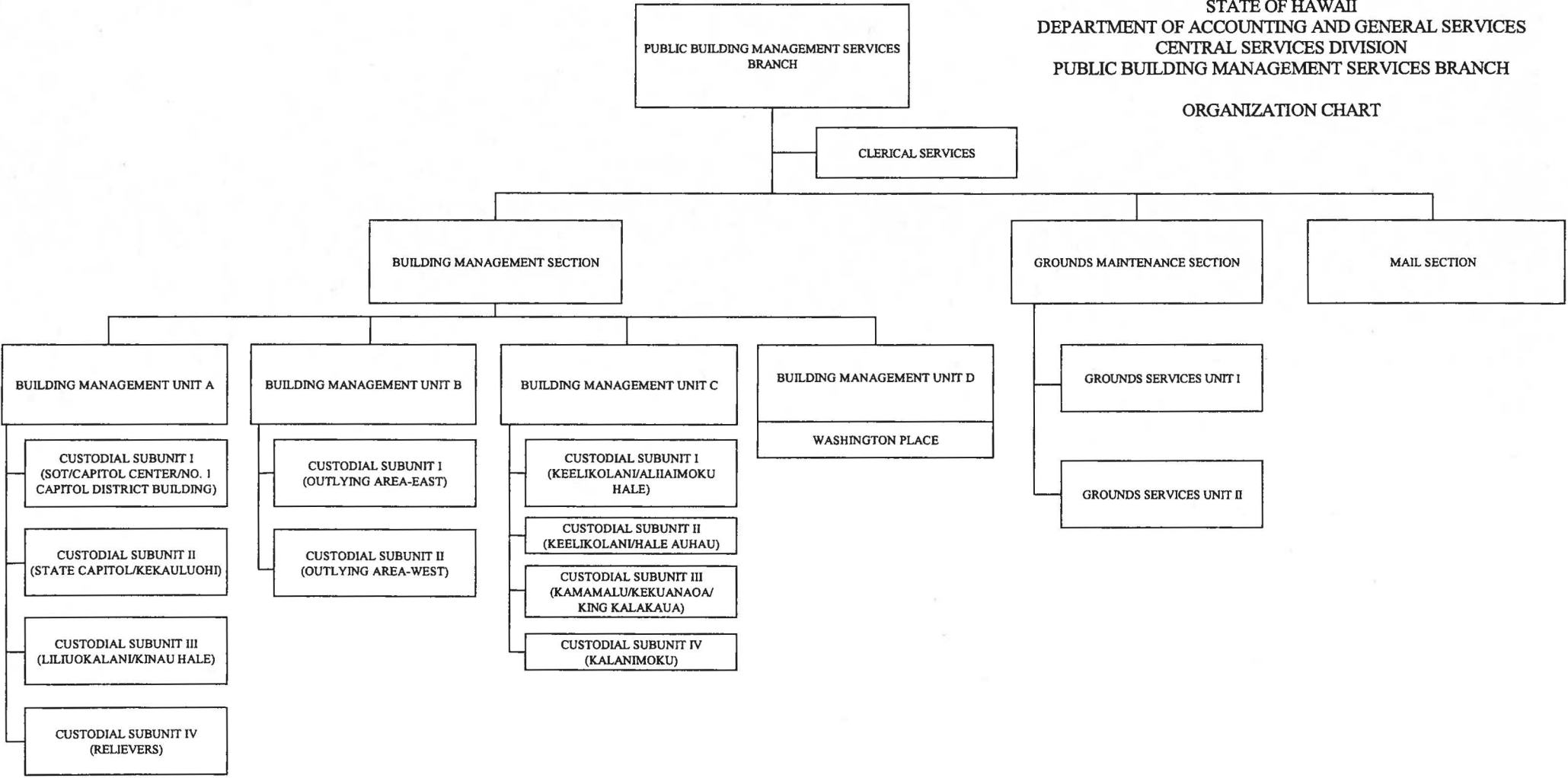
POSITION ORGANIZATION CHART



1/ POSITION NO. 7514 REALLOCATED BACK TO A PLUMBER I EFFECTIVE 11/16/13.

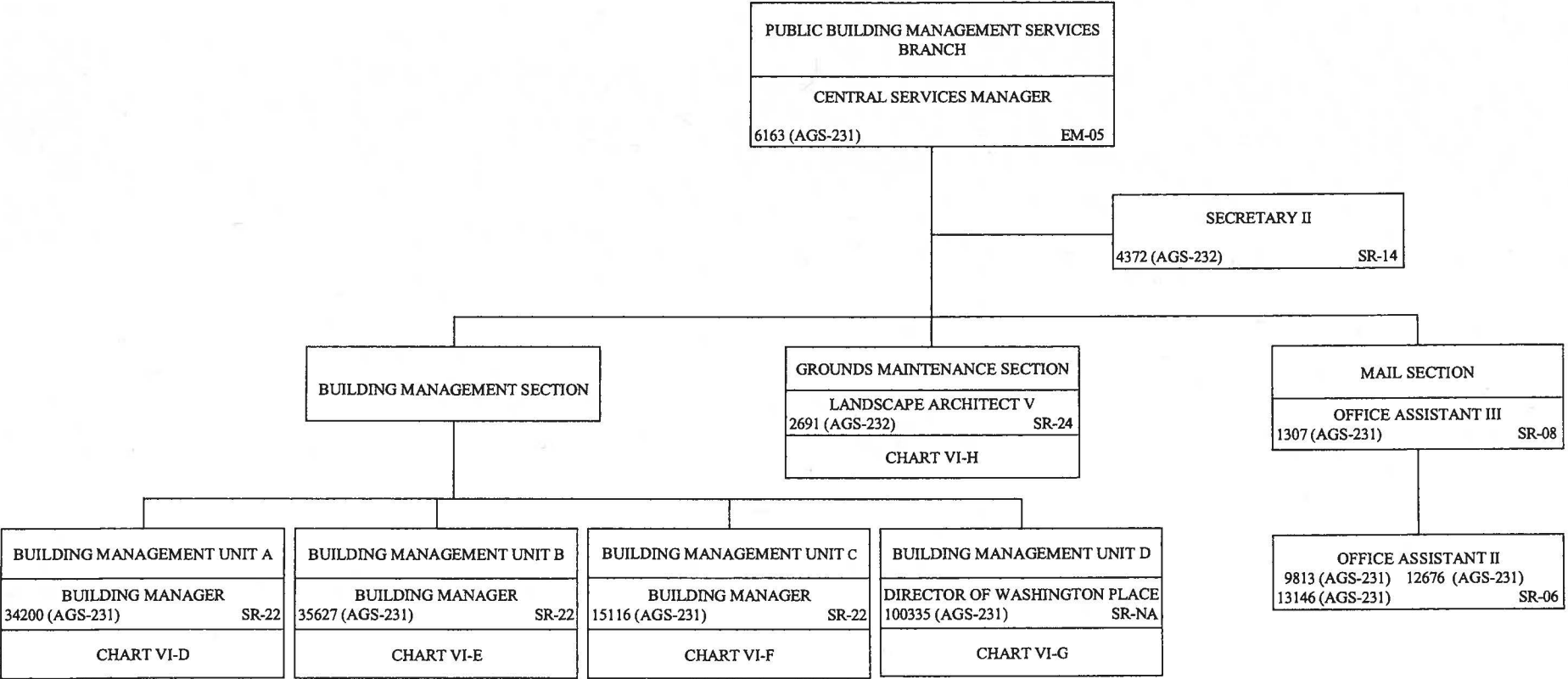
STATE OF HAWAII  
 DEPARTMENT OF ACCOUNTING AND GENERAL SERVICES  
 CENTRAL SERVICES DIVISION  
 PUBLIC BUILDING MANAGEMENT SERVICES BRANCH

ORGANIZATION CHART



STATE OF HAWAII  
 DEPARTMENT OF ACCOUNTING AND GENERAL SERVICES  
 CENTRAL SERVICES DIVISION  
 PUBLIC BUILDING MANAGEMENT SERVICES BRANCH

POSITION ORGANIZATION CHART



STATE OF HAWAII  
DEPARTMENT OF ACCOUNTING AND GENERAL SERVICES  
CENTRAL SERVICES DIVISION  
PUBLIC BUILDING MANAGEMENT SERVICES BRANCH  
BUILDING MANAGEMENT SECTION  
BUILDING MANAGEMENT UNIT A

POSITION ORGANIZATION CHART

BUILDING MANAGEMENT SECTION	
BUILDING MANAGEMENT UNIT A	
BUILDING MANAGER	
34200 (AGS-231)	SR-22

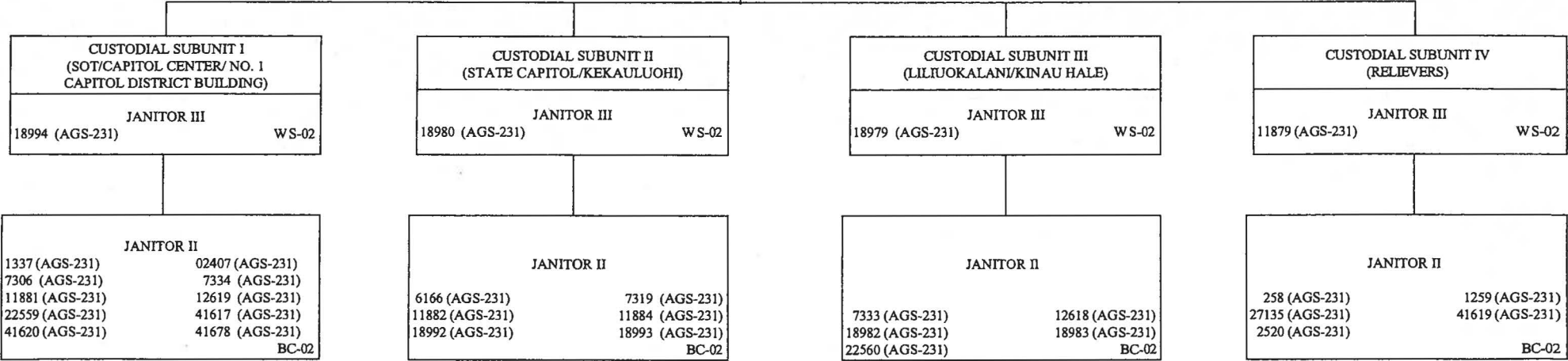
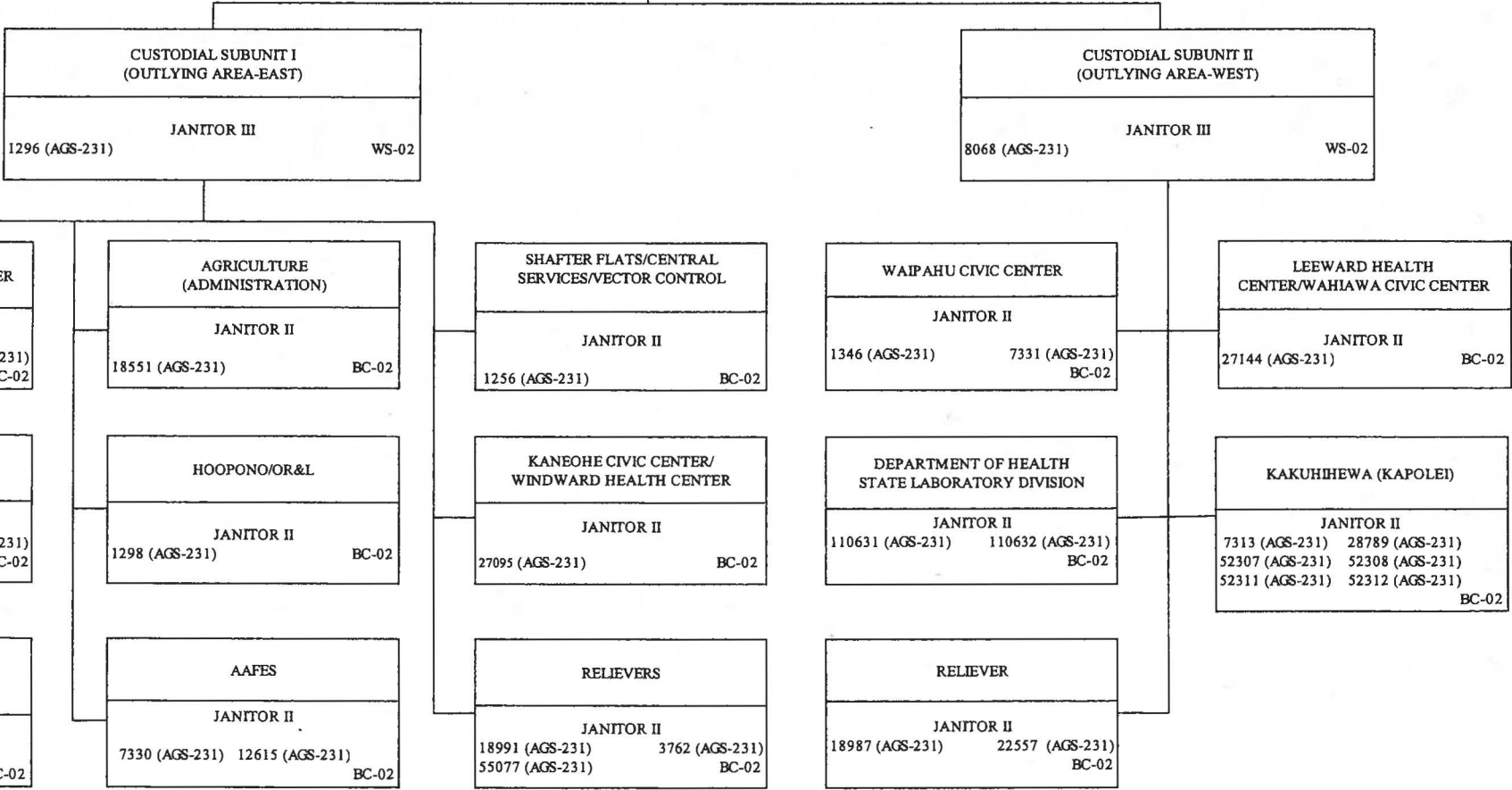


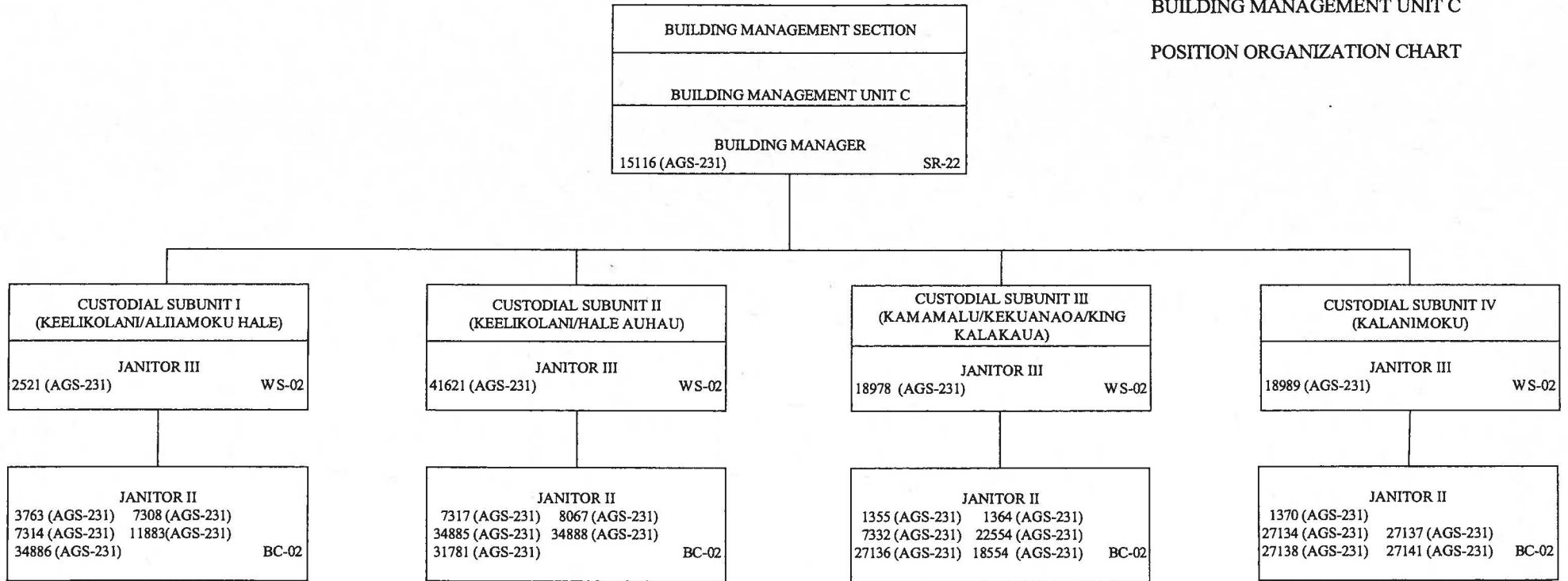
CHART VI-D

STATE OF HAWAII  
 DEPARTMENT OF ACCOUNTING AND GENERAL SERVICES  
 CENTRAL SERVICES DIVISION  
 PUBLIC BUILDING MANAGEMENT SERVICES BRANCH  
 BUILDING MANAGEMENT SECTION  
 BUILDING MANAGEMENT UNIT B  
 POSITION ORGANIZATION CHART

BUILDING MANAGEMENT SECTION	
BUILDING MANAGEMENT UNIT B	
BUILDING MANAGER	
35627 (AGS-231)	SR-22

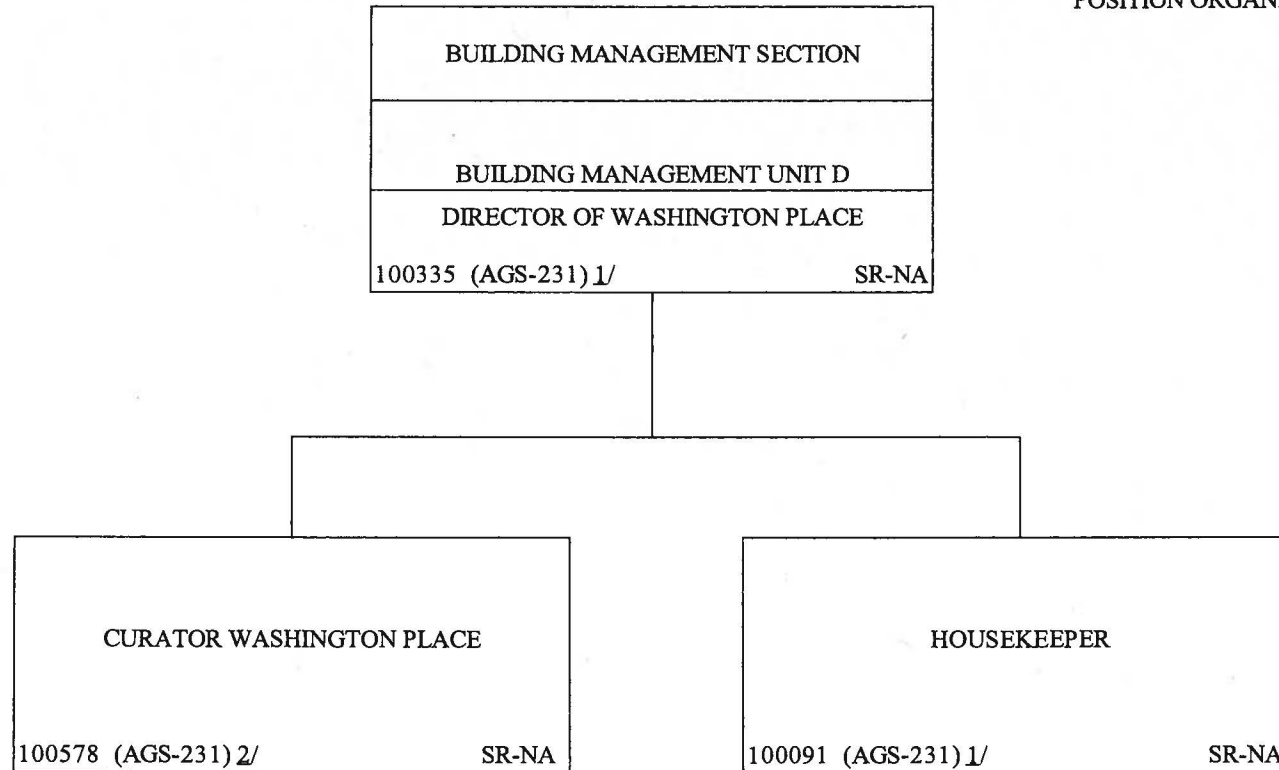


STATE OF HAWAII  
 DEPARTMENT OF ACCOUNTING AND GENERAL SERVICES  
 CENTRAL SERVICES DIVISION  
 PUBLIC BUILDING MANAGEMENT SERVICES BRANCH  
 BUILDING MANAGEMENT SECTION  
 BUILDING MANAGEMENT UNIT C  
 POSITION ORGANIZATION CHART



STATE OF HAWAII  
DEPARTMENT OF ACCOUNTING AND GENERAL SERVICES  
CENTRAL SERVICES DIVISION  
PUBLIC BUILDING MANAGEMENT SERVICES BRANCH  
BUILDING MANAGEMENT SECTION  
BUILDING MANAGEMENT UNIT D

POSITION ORGANIZATION CHART



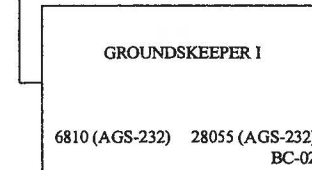
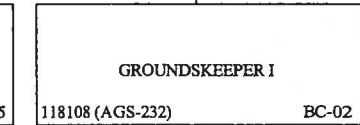

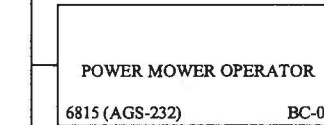
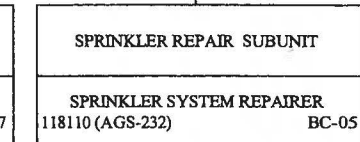
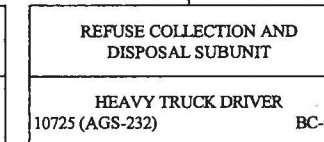
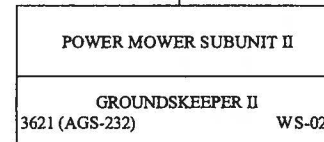
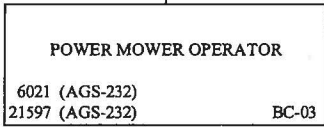
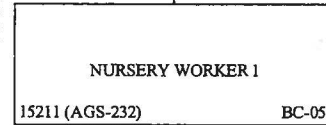
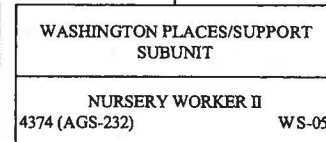
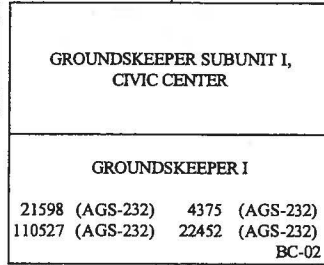
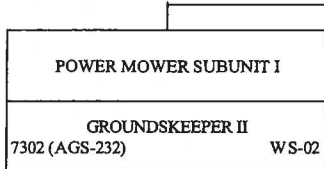
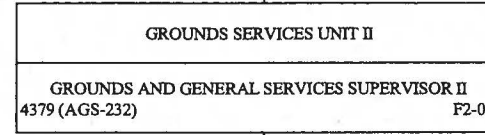
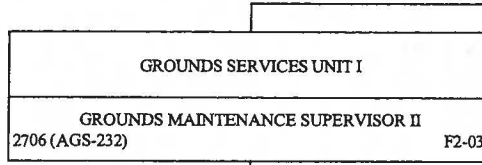
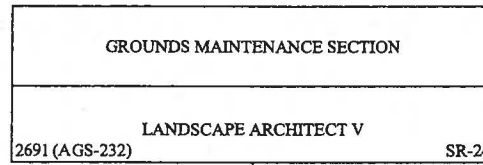
1/ PERMANENT EXEMPT POSITIONS

2/ TEMPORARY EXEMPT POSITION

CHART VI-G

STATE OF HAWAII  
 DEPARTMENT OF ACCOUNTING AND GENERAL SERVICES  
 CENTRAL SERVICES DIVISION  
 PUBLIC BUILDING MANAGEMENT SERVICES BRANCH  
 GROUNDS MAINTENANCE SECTION

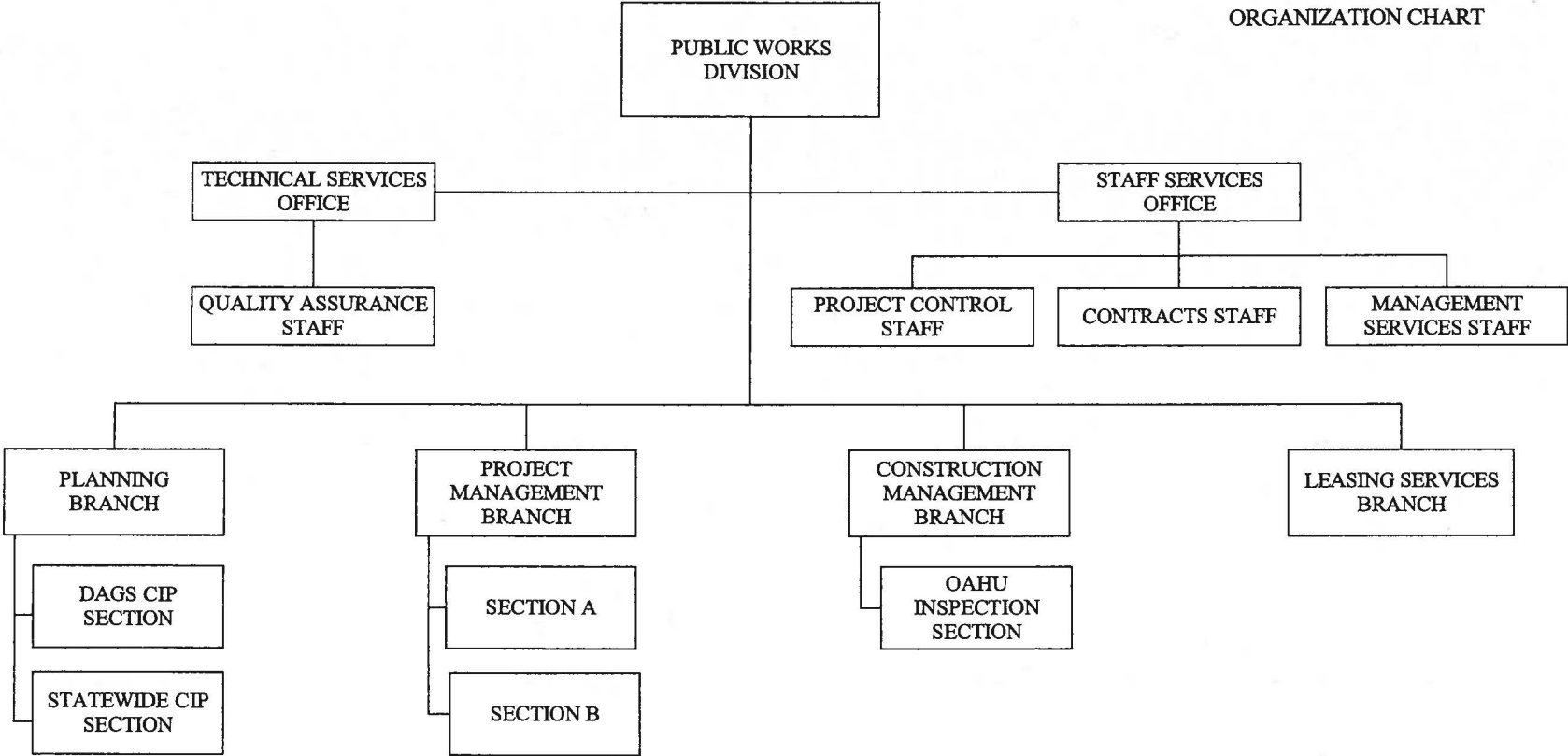
POSITION ORGANIZATION CHART





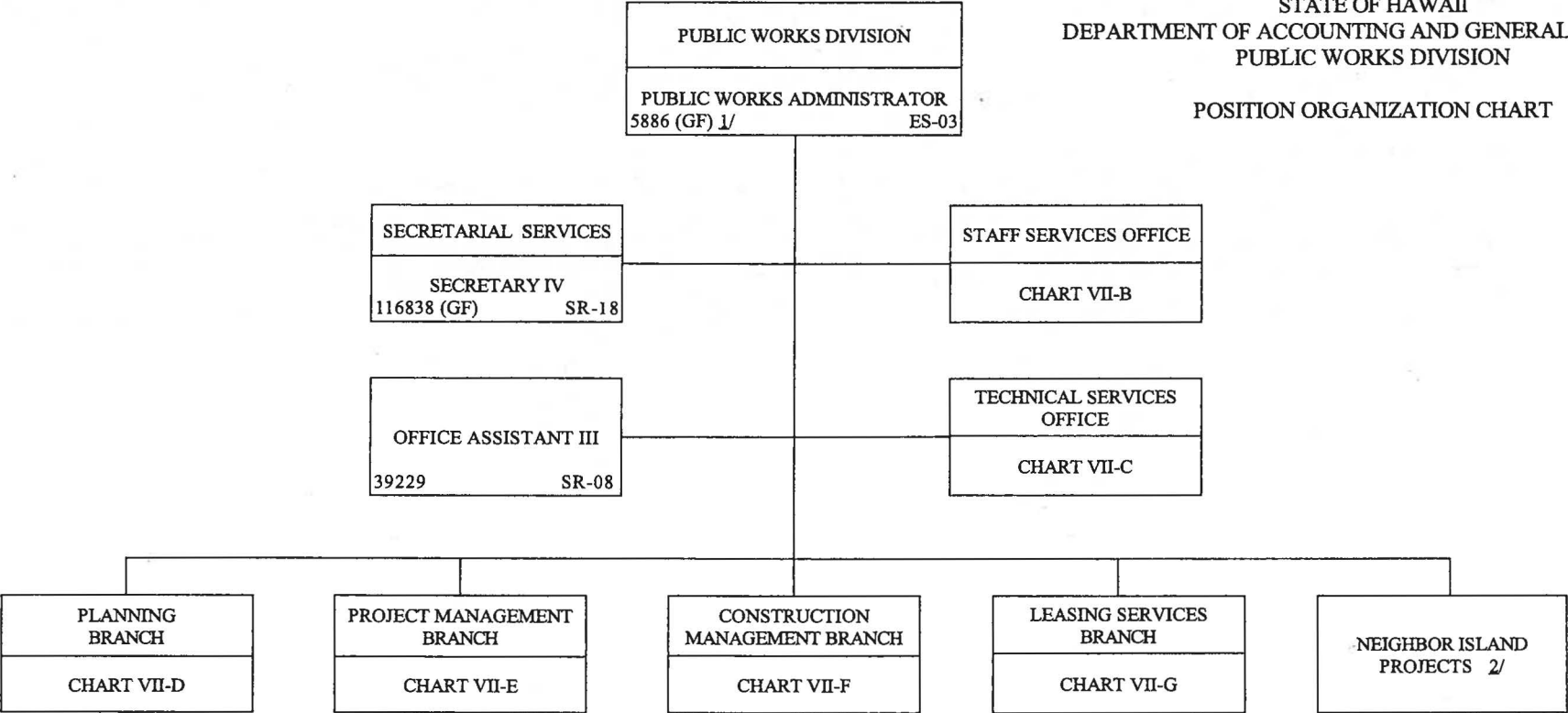
STATE OF HAWAII  
DEPARTMENT OF ACCOUNTING AND GENERAL SERVICES  
PUBLIC WORKS DIVISION

ORGANIZATION CHART



STATE OF HAWAII  
 DEPARTMENT OF ACCOUNTING AND GENERAL SERVICES  
 PUBLIC WORKS DIVISION

POSITION ORGANIZATION CHART



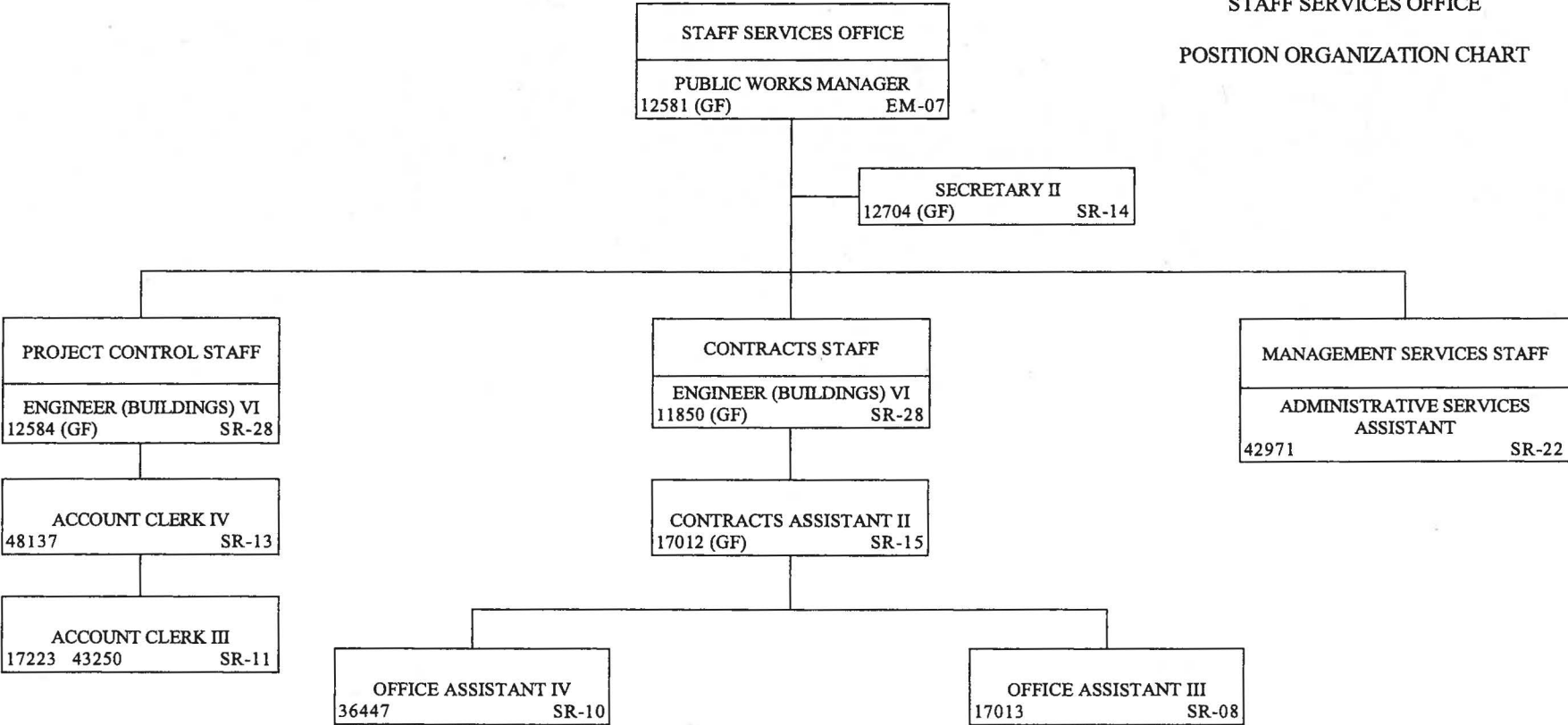
1/ POSITION NO. 5886 CHANGED FROM EM-08 TO ES-03, EFFECTIVE 12/16/13. POSITION TO REVERT FROM ES-03 TO EM-08 UPON VACANCY.

2/ 7 POSITIONS SUPERVISED BY MAUI DISTRICT ENGINEER, DAGS.  
 10 POSITIONS SUPERVISED BY HAWAII DISTRICT PUBLIC WORKS MANAGER, DAGS.  
 5 POSITIONS SUPERVISED BY KAUAI DISTRICT ENGINEER, DAGS.

(GF) = GENERAL FUNDED POSITION.

STATE OF HAWAII  
 DEPARTMENT OF ACCOUNTING AND GENERAL SERVICES  
 PUBLIC WORKS DIVISION  
 STAFF SERVICES OFFICE


POSITION ORGANIZATION CHART



(GF) = GENERAL FUNDED POSITION.

STATE OF HAWAII  
 DEPARTMENT OF ACCOUNTING AND GENERAL SERVICES  
 PUBLIC WORKS DIVISION  
 TECHNICAL SERVICES OFFICE

POSITION ORGANIZATION CHART



1/ POSITION NO. 42662 REDESCRIBED FROM AN ARCHITECT VI TO AN ENGINEER (BUILDINGS) VI ON 03/20/07, EFFECTIVE 03/16/07.

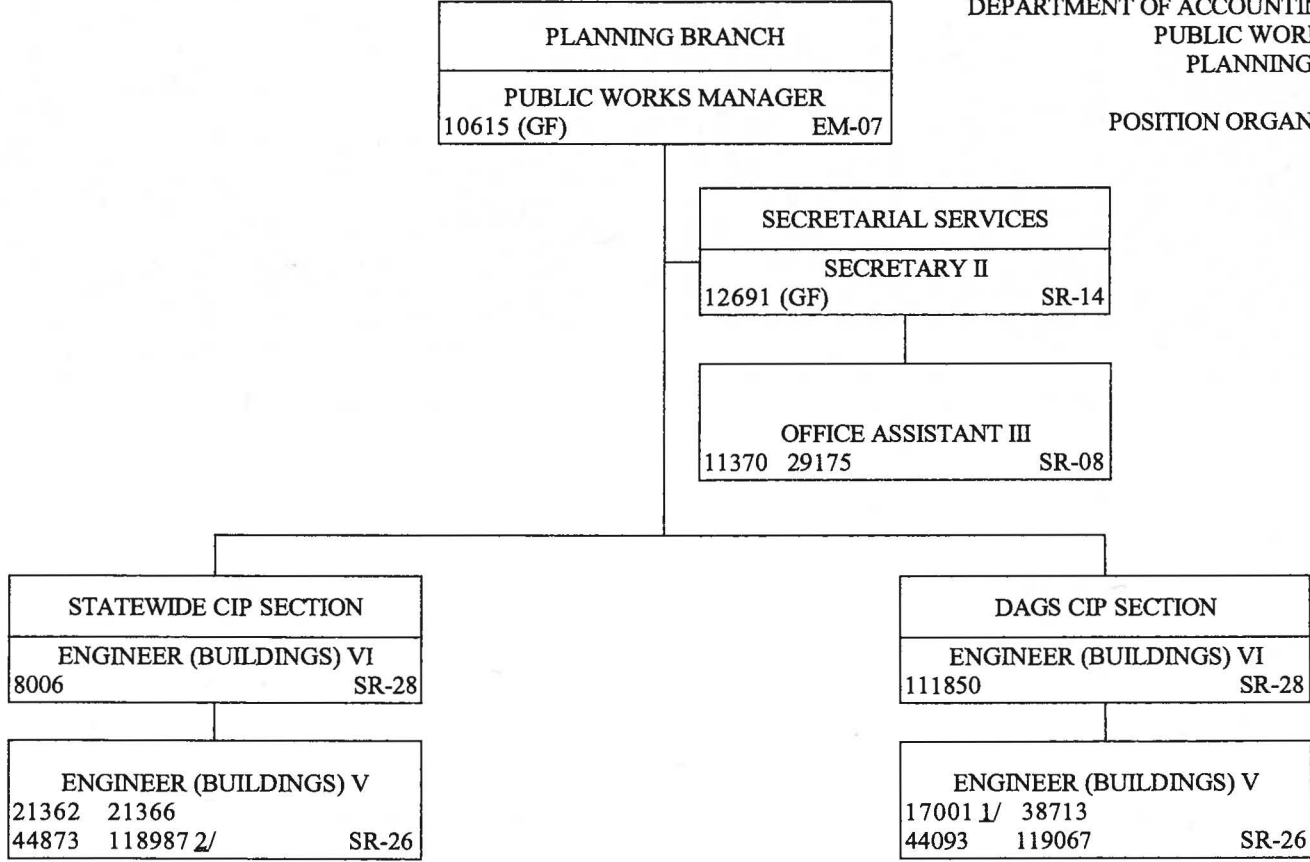
2/ POSITION NO. 46238 REDESCRIBED FROM AN ENGINEER (BUILDINGS) V TO AN ARCHITECT V ON 04/11/11, EFFECTIVE 04/01/11.

3/ POSITION NO. 42664 REDESCRIBED FROM AN ENGINEER (BUILDINGS) V TO AN ENGINEER (STRUCTURAL) V, EFFECTIVE 01/02/14.

ALL POSITIONS ARE PROJECT FUNDED.

STATE OF HAWAII  
 DEPARTMENT OF ACCOUNTING AND GENERAL SERVICES  
 PUBLIC WORKS DIVISION  
 PLANNING BRANCH

POSITION ORGANIZATION CHART

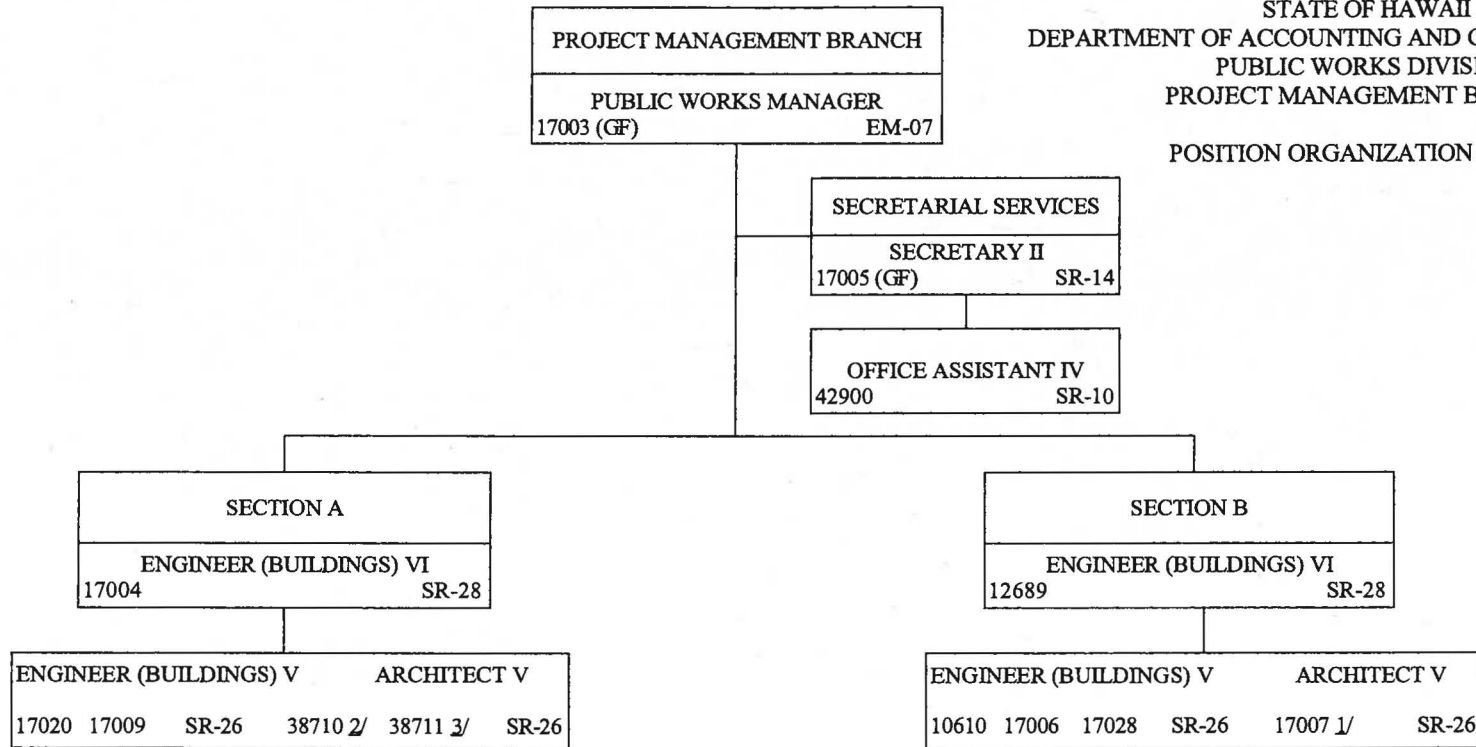


1/ POSITION NO. 17001 REALLOCATED TO ENGINEER (BUILDINGS) III, SR-22, ON 09/09/05, EFFECTIVE 09/16/05.  
 2/ POSITION NO. 118987 REALLOCATED TO ENGINEER I, SR-18, ON 07/29/13, EFFECTIVE 08/01/13.

(GF) = GENERAL FUNDED POSITION.

STATE OF HAWAII  
 DEPARTMENT OF ACCOUNTING AND GENERAL SERVICES  
 PUBLIC WORKS DIVISION  
 PROJECT MANAGEMENT BRANCH

POSITION ORGANIZATION CHART



1/ POSITION NO. 17007 REDESCRIBED FROM ENGINEER (BUILDINGS) V TO ARCHITECT V, SR-26, EFFECTIVE 03/17/14.

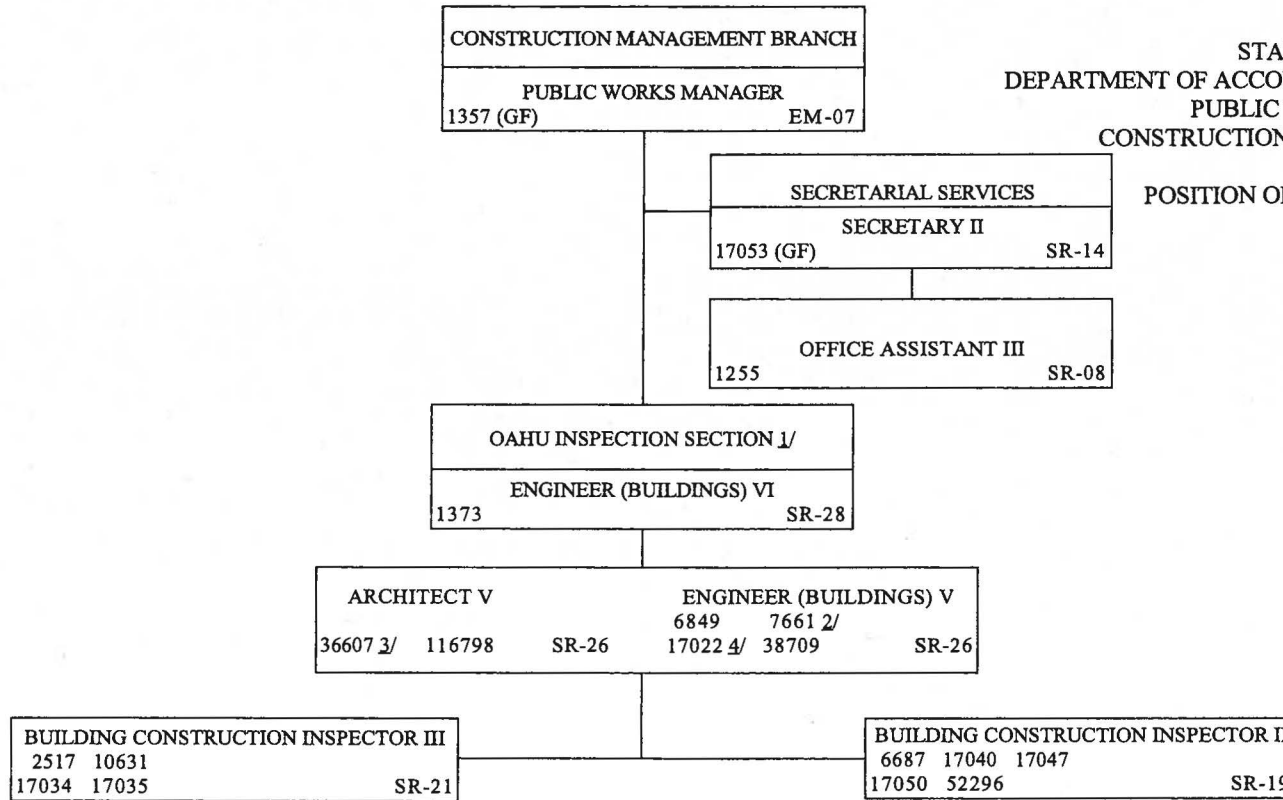
(GF) = GENERAL FUNDED POSITION.

2/ POSITION NO. 38710 REDESCRIBED FROM ARCHITECT IV, BACK TO ARCHITECT V, SR-26, EFFECTIVE 07/16/13.

3/ POSITION NO. 38711 REDESCRIBED FROM ENGINEER (BUILDINGS) V, TO ARCHITECT V, SR-26, EFFECTIVE 05/16/11.

STATE OF HAWAII  
 DEPARTMENT OF ACCOUNTING AND GENERAL SERVICES  
 PUBLIC WORKS DIVISION  
 CONSTRUCTION MANAGEMENT BRANCH

POSITION ORGANIZATION CHART



1/ SUPERVISION IS PROVIDED BY ARCHITECT AND ENGINEERS OVER INSPECTORS ON A PROJECT AND AREA BASIS.

(GF) = GENERAL FUNDED POSITION.


2/ POSITION NO. 7661 TEMPORARILY DOWNGRADED TO ENGINEER (BUILDINGS) III, SR-22 ON 09/18/02, EFFECTIVE 01/01/02, AND WILL EVENTUALLY BE RESTORED TO ENGINEER (BUILDINGS) V, SR-26.

3/ POSITION NO. 36607 REALLOCATED FROM ENGINEER V TO ARCHITECT V, SR-26 ON 09/19/13, EFFECTIVE 10/01/13.

4/ POSITION NO. 17022 REALLOCATED FROM ENGINEER (BUILDINGS) III, SR-22 ON AND EFFECTIVE 10/01/13.

STATE OF HAWAII  
DEPARTMENT OF ACCOUNTING AND GENERAL SERVICES  
PUBLIC WORKS DIVISION  
LEASING SERVICES BRANCH

POSITION ORGANIZATION CHART

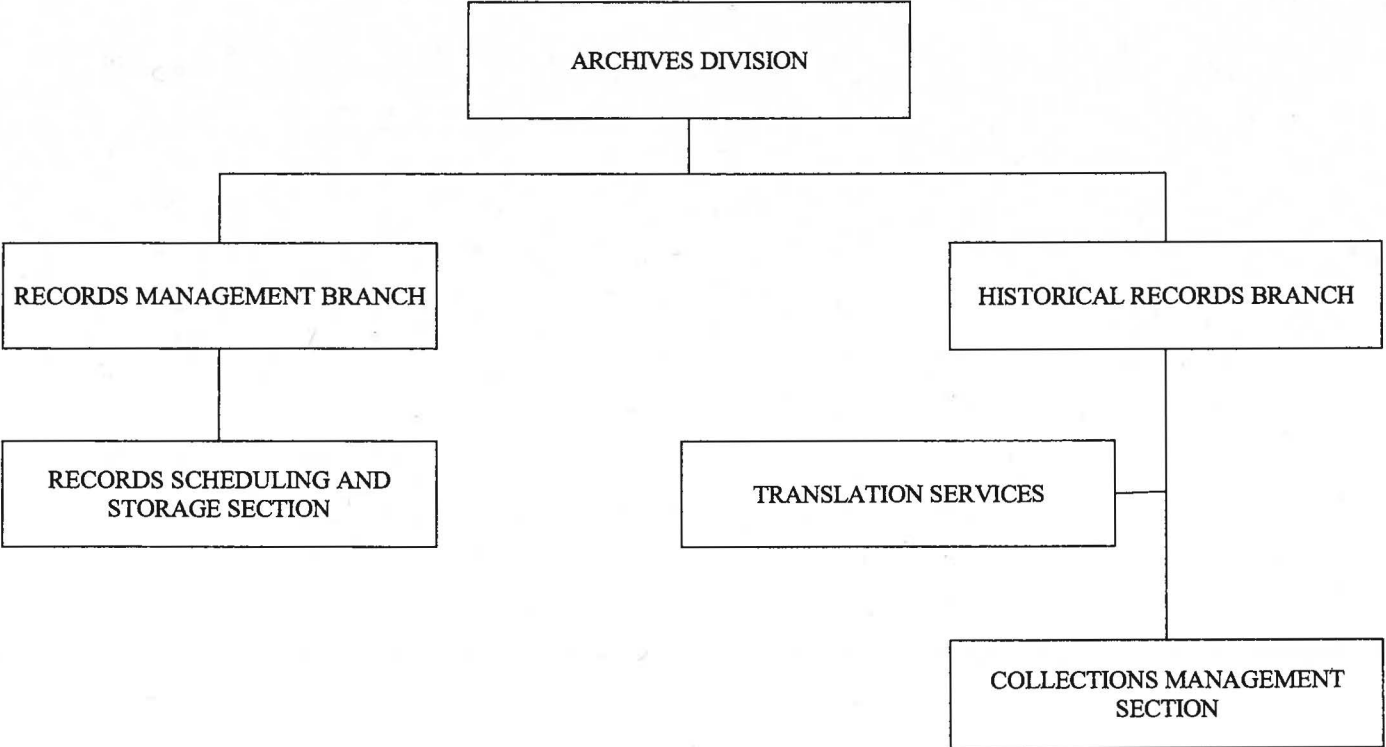


(GF) = GENERAL FUNDED POSITION



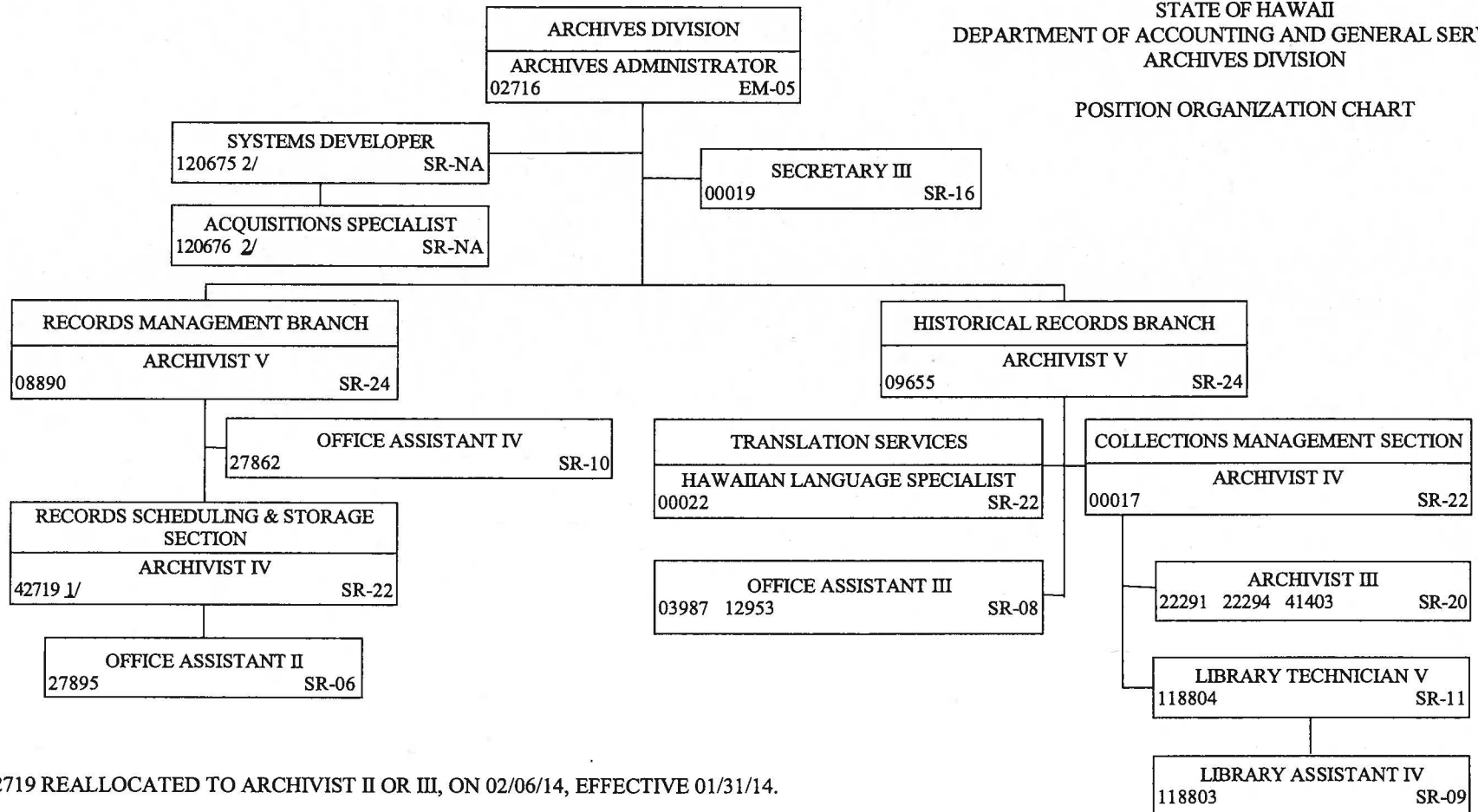
STATE OF HAWAII  
DEPARTMENT OF ACCOUNTING AND GENERAL SERVICES  
DEPARTMENT ADMINISTRATION  
ARCHIVES DIVISION

ORGANIZATION CHART



STATE OF HAWAII  
 DEPARTMENT OF ACCOUNTING AND GENERAL SERVICES  
 ARCHIVES DIVISION

POSITION ORGANIZATION CHART

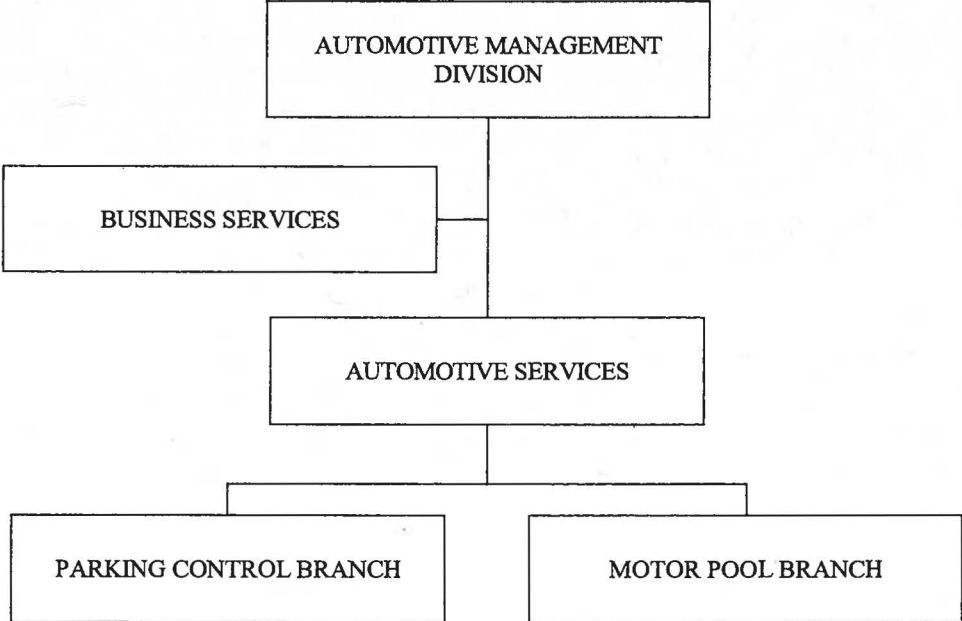


1/ POSITION NO. 42719 REALLOCATED TO ARCHIVIST II OR III, ON 02/06/14, EFFECTIVE 01/31/14.

2/ NEW TEMPORARY POSITION NOS. 120675, SYSTEMS DEVELOPER AND 120676, ACQUISITIONS SPECIALIST, ESTABLISHED BY ACT 106/SLH 2012.

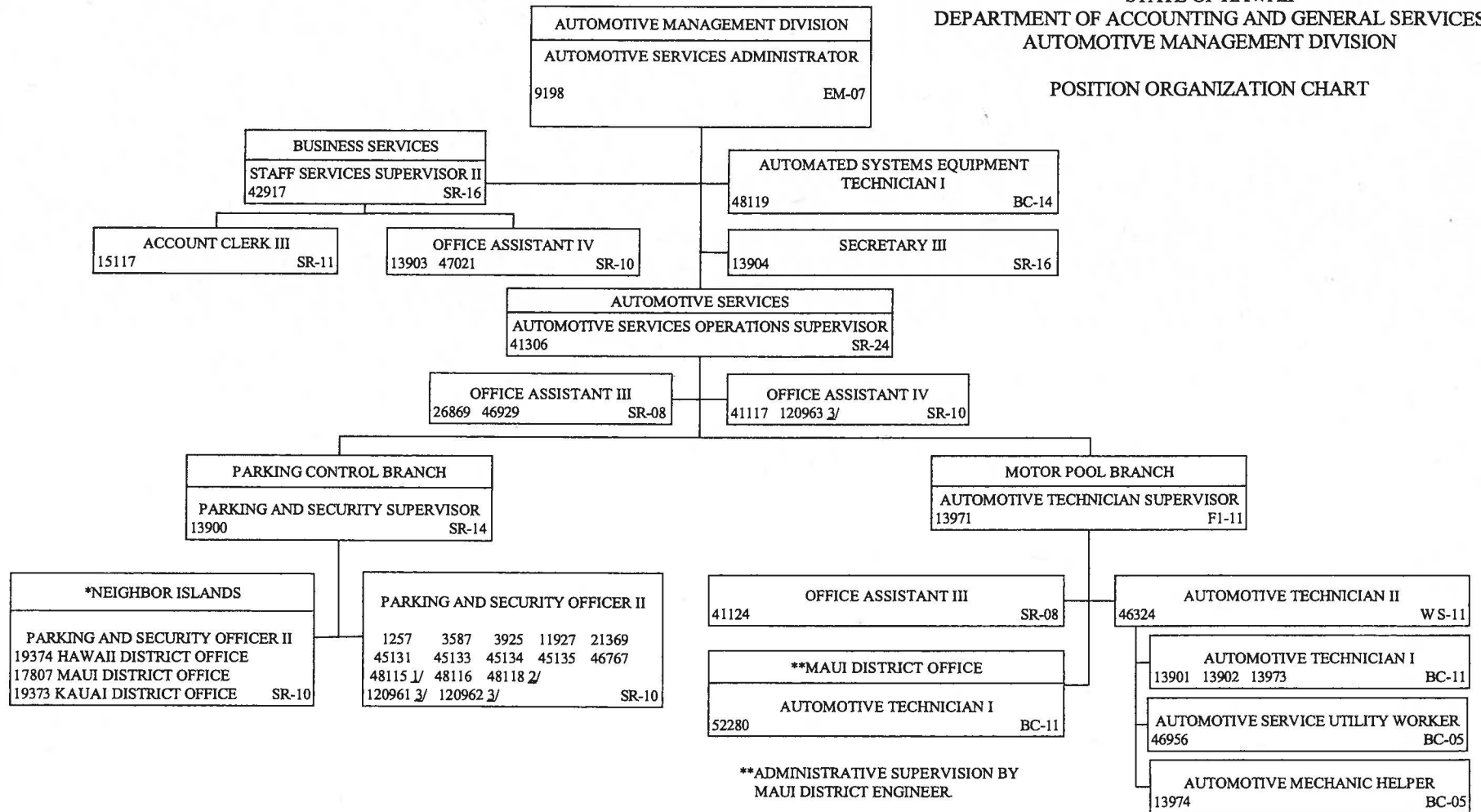
STATE OF HAWAII  
DEPARTMENT OF ACCOUNTING AND GENERAL SERVICES  
AUTOMOTIVE MANAGEMENT DIVISION

ORGANIZATION CHART



STATE OF HAWAII  
DEPARTMENT OF ACCOUNTING AND GENERAL SERVICES  
AUTOMOTIVE MANAGEMENT DIVISION

POSITION ORGANIZATION CHART

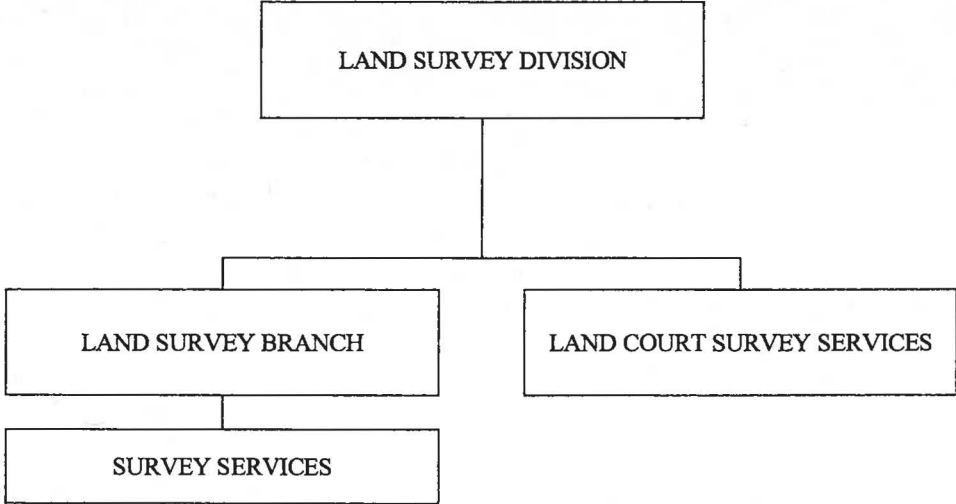


- 1/ POSITION NO. 48115 REALLOCATED TO PARKING AND SECURITY OFFICER I, SR-09, ON 01/24/14, EFFECTIVE 01/27/14.  
2/ POSITION NO. 48118 REALLOCATED TO PARKING AND SECURITY OFFICER I, SR-09, ON 01/31/14, EFFECTIVE 02/01/14.  
3/ POSITION NOS. 120961, 120962, AND 120963 AUTHORIZED BY ACT 134/SLH 2013, EFFECTIVE 07/01/13.

CHART IX-A

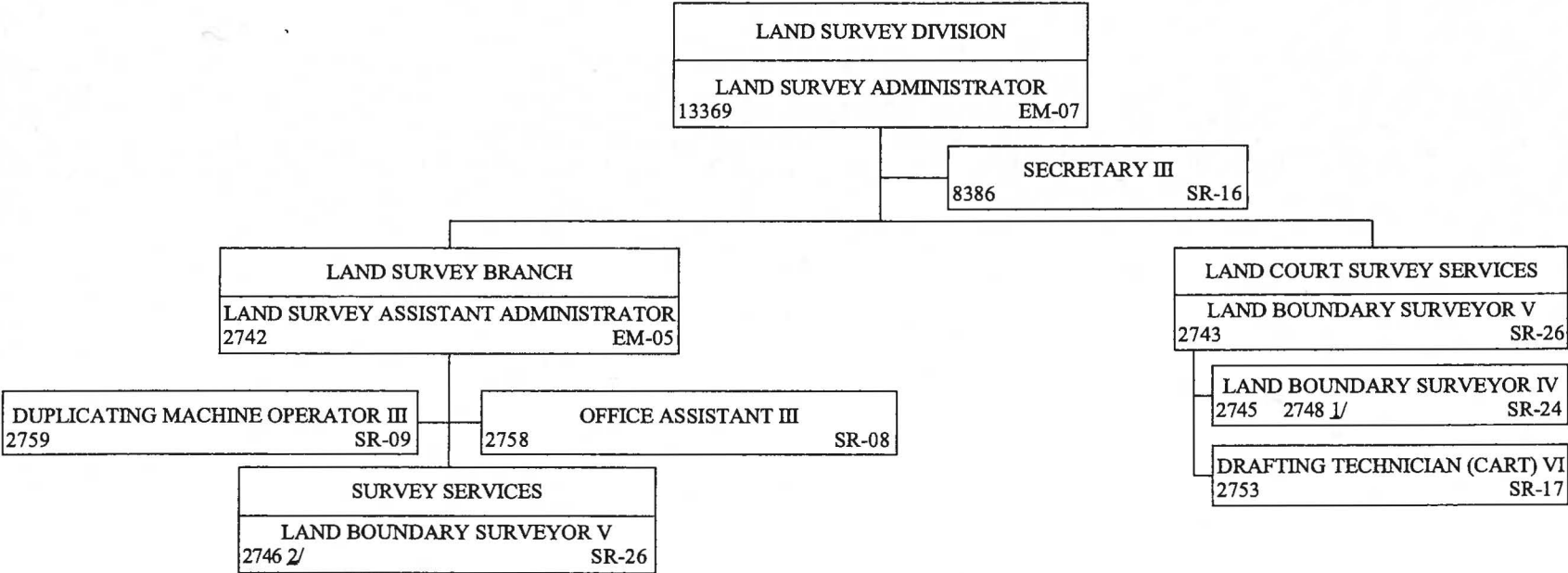
STATE OF HAWAII  
DEPARTMENT OF ACCOUNTING AND GENERAL SERVICES  
LAND SURVEY DIVISION

ORGANIZATION CHART



STATE OF HAWAII  
DEPARTMENT OF ACCOUNTING AND GENERAL SERVICES  
LAND SURVEY DIVISION

POSITION ORGANIZATION CHART

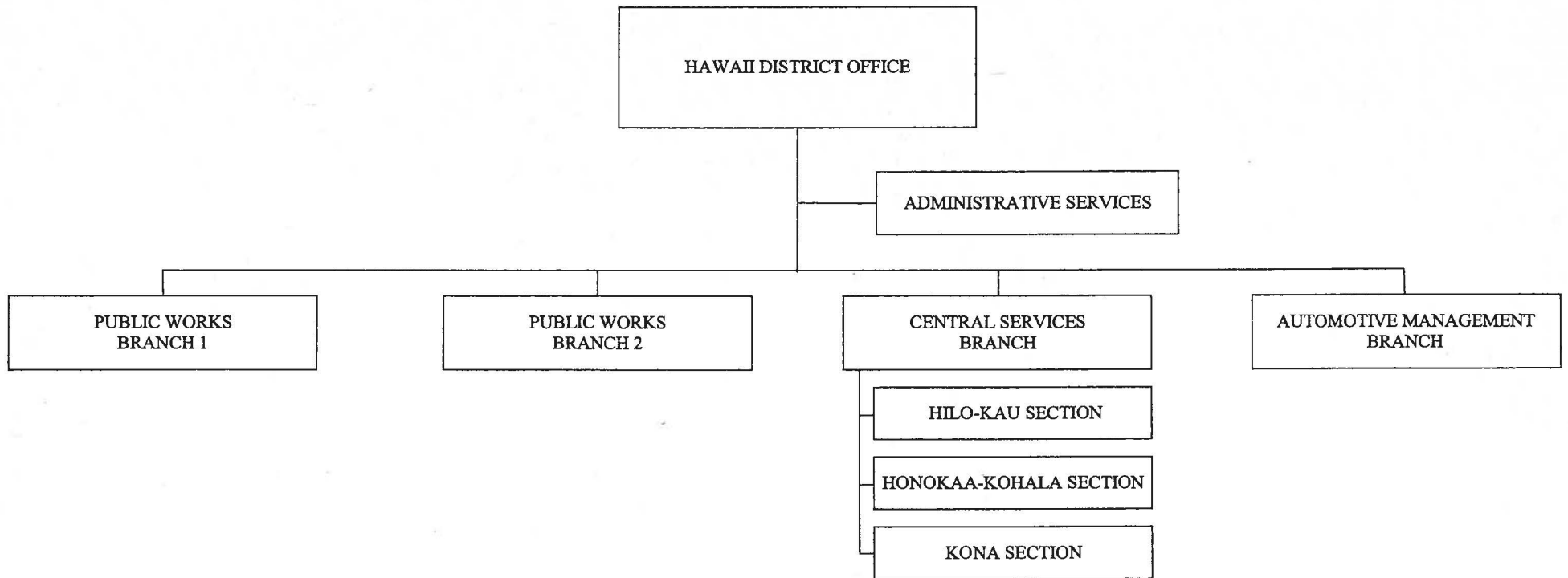


1/ POSITION NO. 2748 REALLOCATED TO LAND BOUNDARY SURVEYOR III, SR-22, ON 03/27/14, EFFECTIVE 04/01/14.

2/ POSITION NO. 2746 REALLOCATED TO LAND BOUNDARY SURVEYOR I, SR-18, ON 05/06/14, EFFECTIVE 05/16/14.

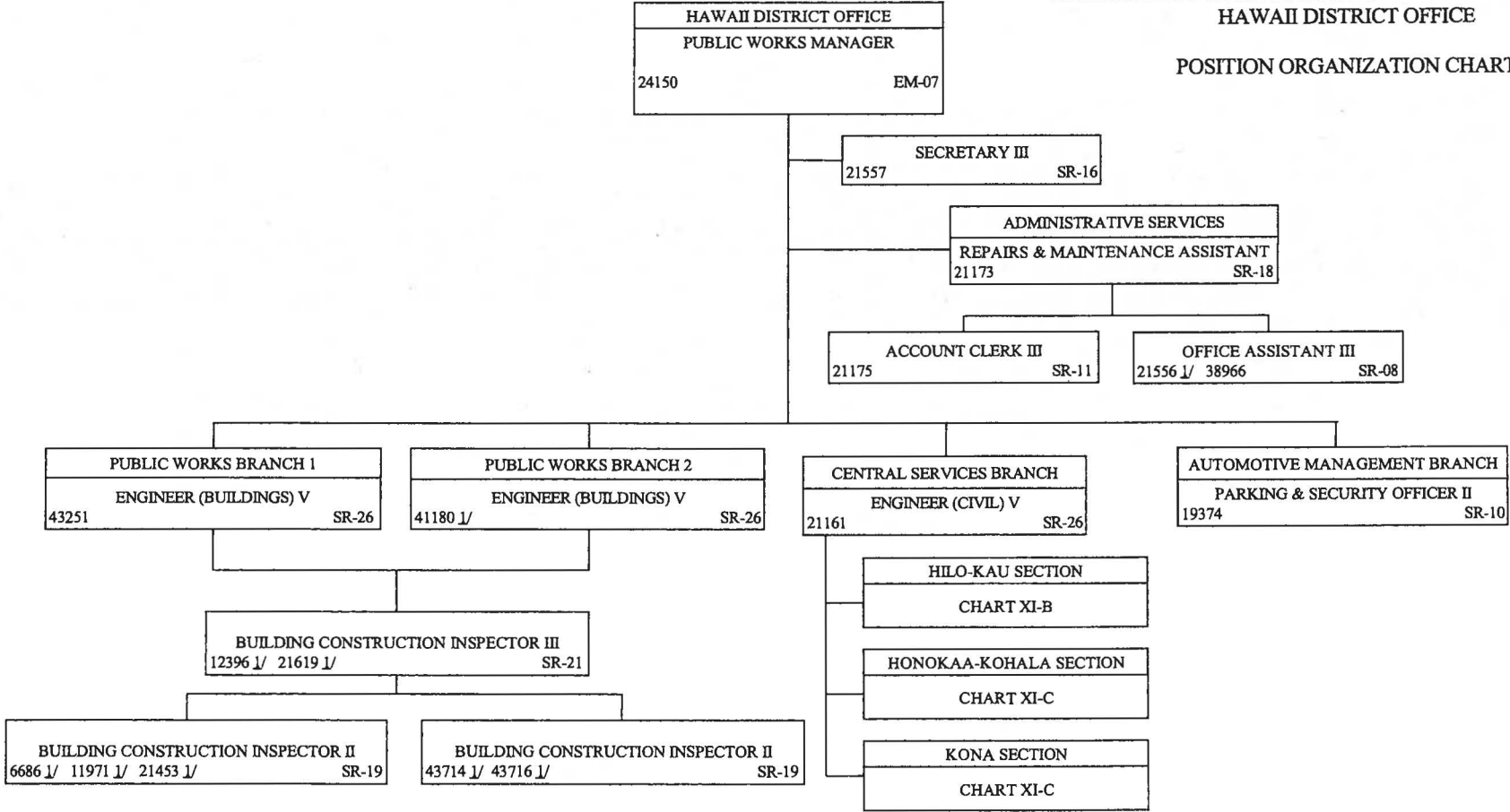
STATE OF HAWAII  
DEPARTMENT OF ACCOUNTING AND GENERAL SERVICES  
HAWAII DISTRICT OFFICE

ORGANIZATION CHART



STATE OF HAWAII  
 DEPARTMENT OF ACCOUNTING AND GENERAL SERVICES  
 HAWAII DISTRICT OFFICE

POSITION ORGANIZATION CHART

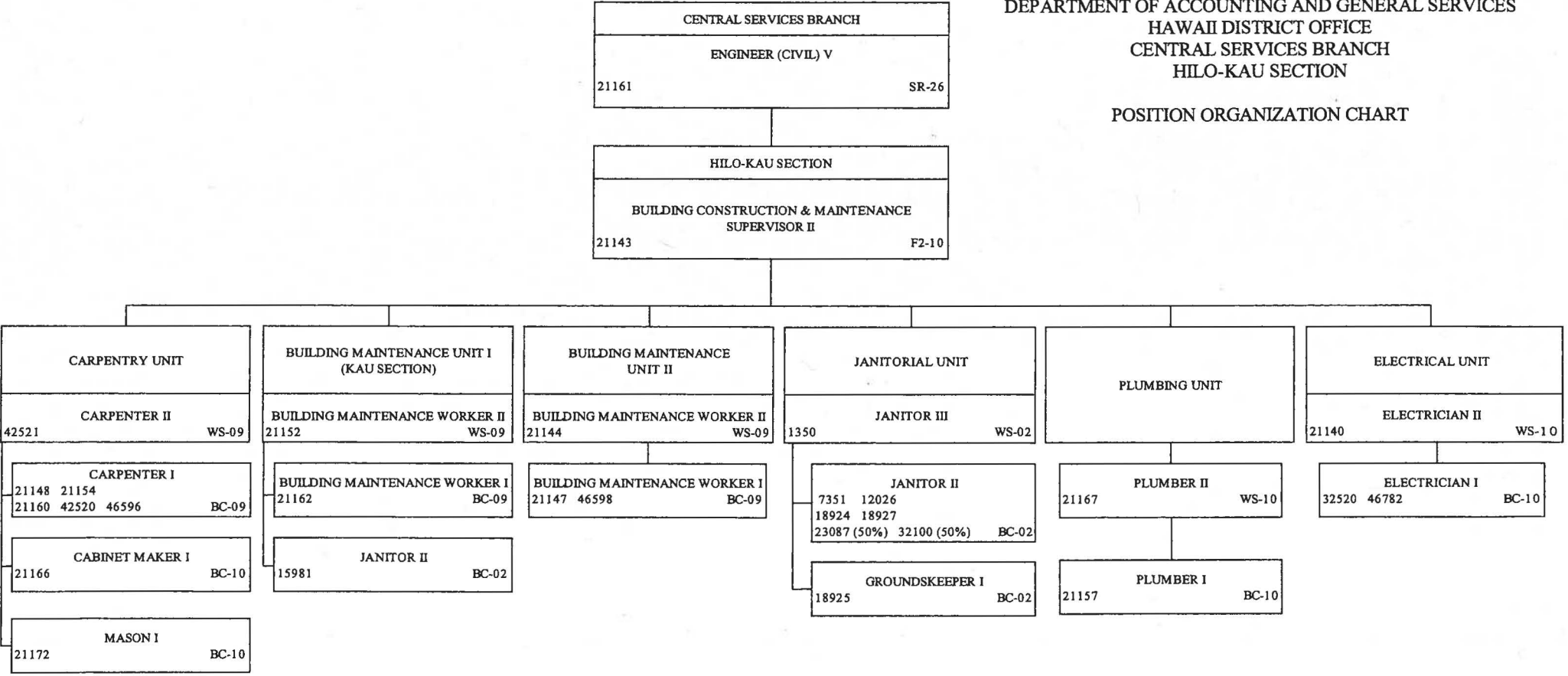


1/ PROJECT FUNDED POSITION.

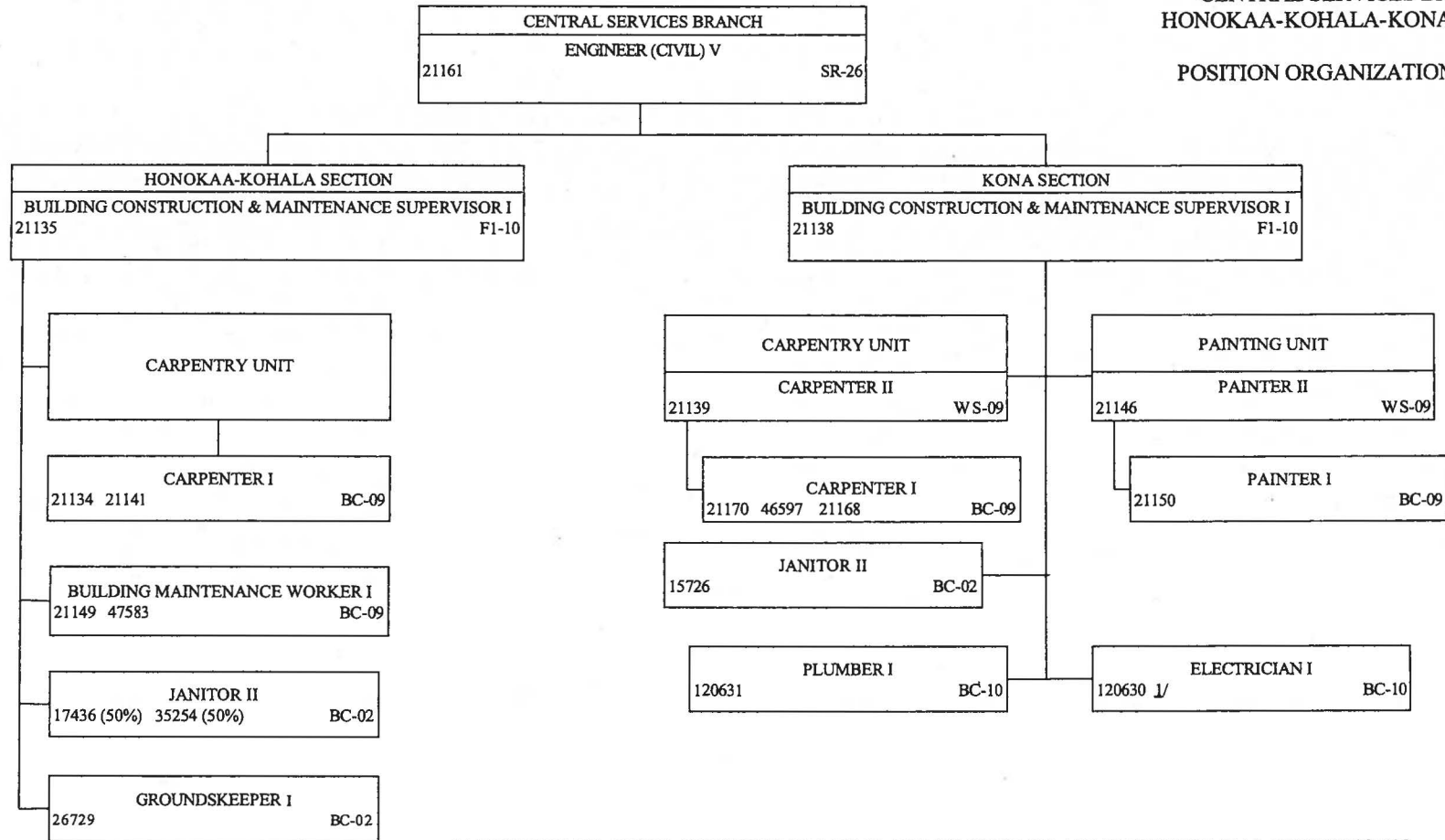


STATE OF HAWAII  
 DEPARTMENT OF ACCOUNTING AND GENERAL SERVICES  
 HAWAII DISTRICT OFFICE  
 CENTRAL SERVICES BRANCH  
 HILO-KAU SECTION

POSITION ORGANIZATION CHART



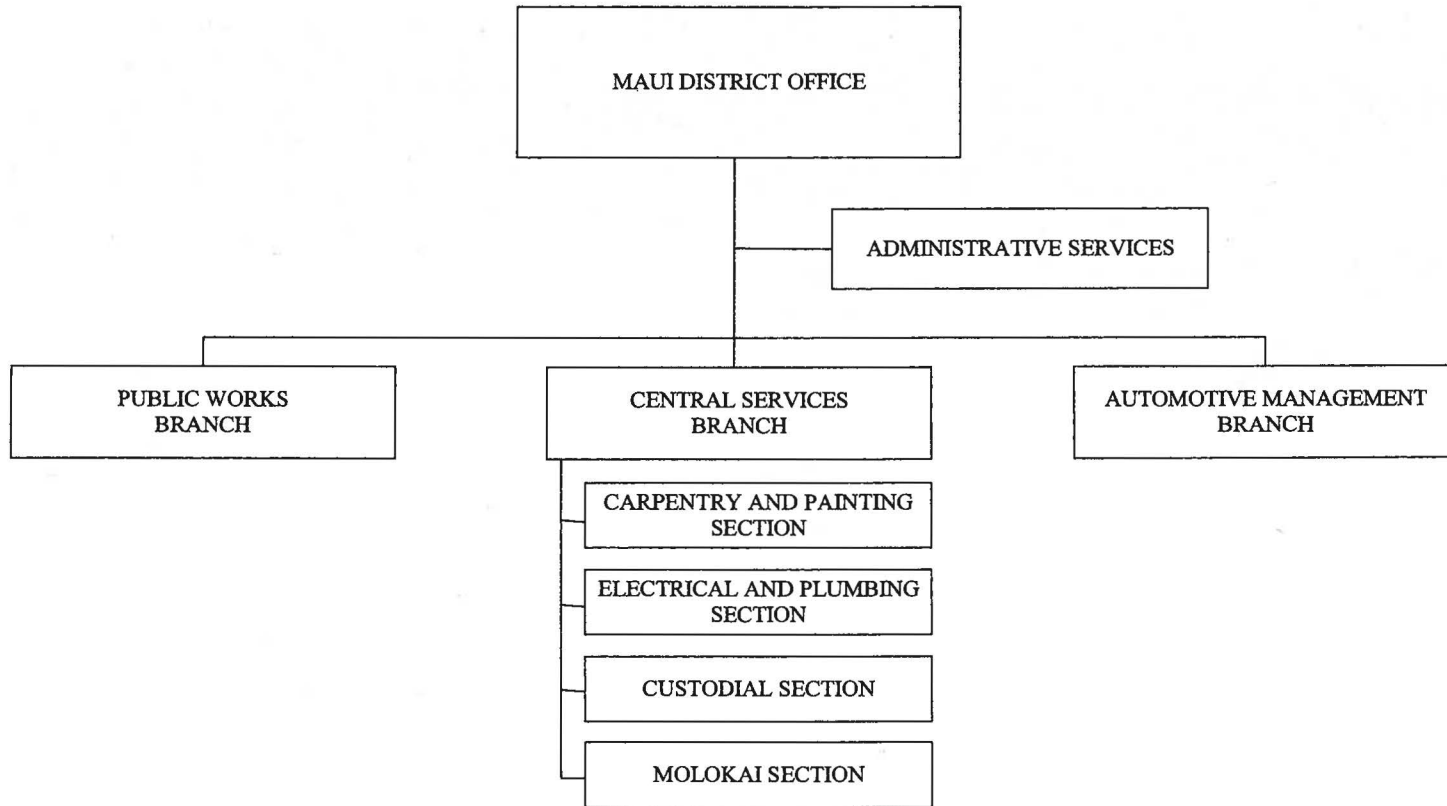
STATE OF HAWAII  
 DEPARTMENT OF ACCOUNTING AND GENERAL SERVICES  
 HAWAII DISTRICT OFFICE  
 CENTRAL SERVICES BRANCH  
 HONOKAA-KOHALA-KONA SECTION  
 POSITION ORGANIZATION CHART



1/ POSITION NO. 120630, ELECTRICIAN I, BC-10, ESTABLISHED BY ACT 106/SLH 2012 WAS ABOLISHED ON JULY 1, 2013, PURSUANT TO ACT 134/SLH 2013.

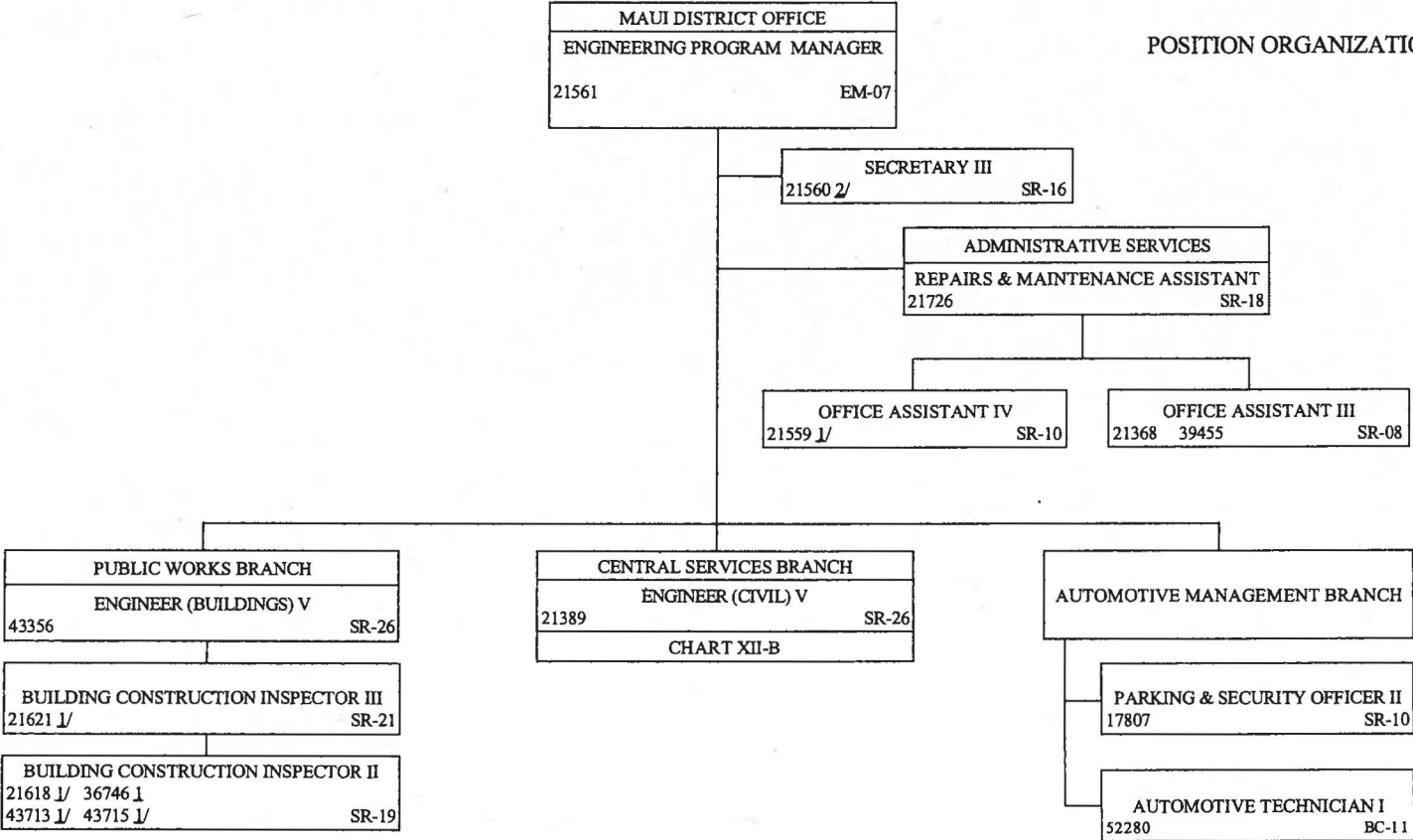
STATE OF HAWAII  
DEPARTMENT OF ACCOUNTING AND GENERAL SERVICES  
MAUI DISTRICT OFFICE

ORGANIZATION CHART



STATE OF HAWAII  
DEPARTMENT OF ACCOUNTING AND GENERAL SERVICES  
MAUI DISTRICT OFFICE

POSITION ORGANIZATION CHART

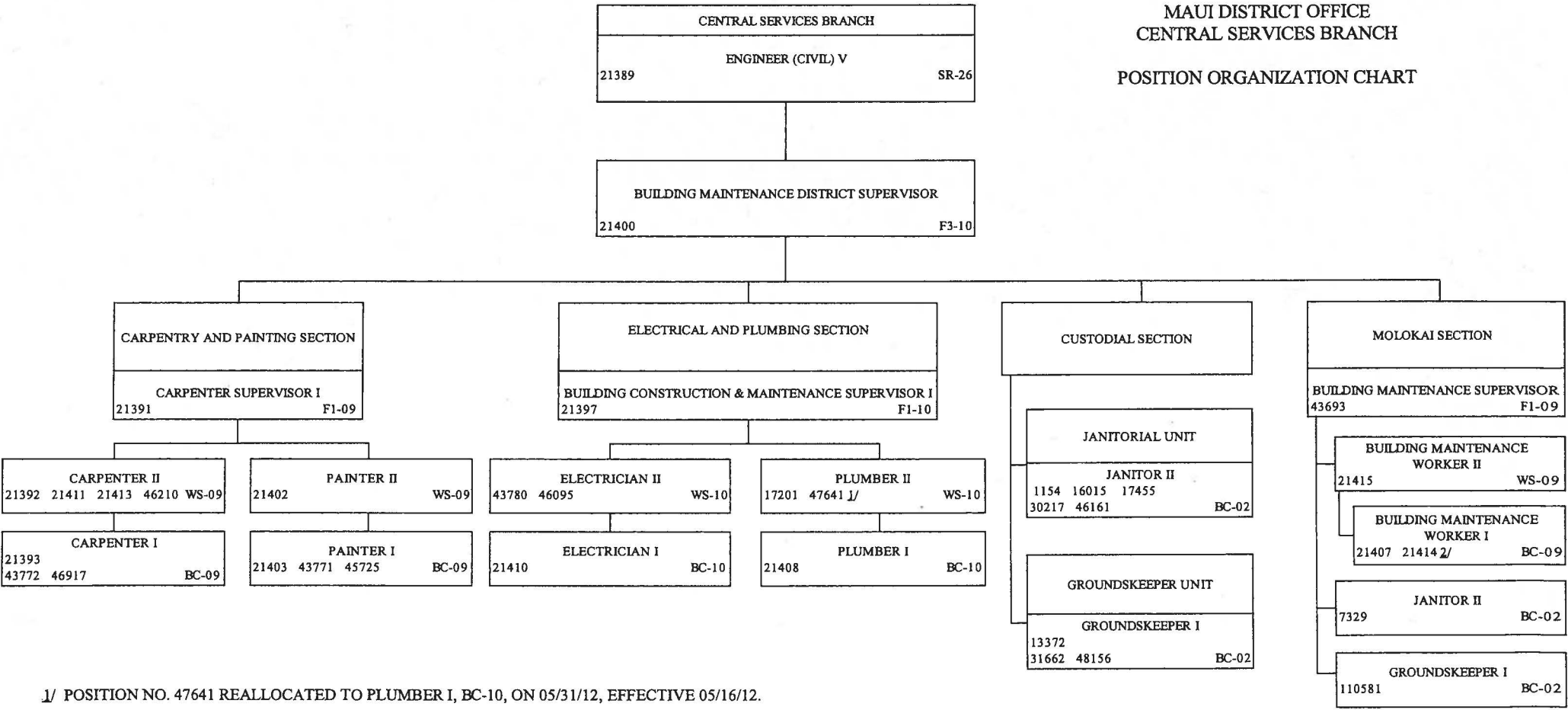


1/ PROJECT FUNDED POSITION.

2/ POSITION NO. 21560, REALLOCATED TO SECRETARY II, SR-14 ON 04/14/14, EFFECTIVE 04/16/14.

STATE OF HAWAII  
 DEPARTMENT OF ACCOUNTING AND GENERAL SERVICES  
 MAUI DISTRICT OFFICE  
 CENTRAL SERVICES BRANCH

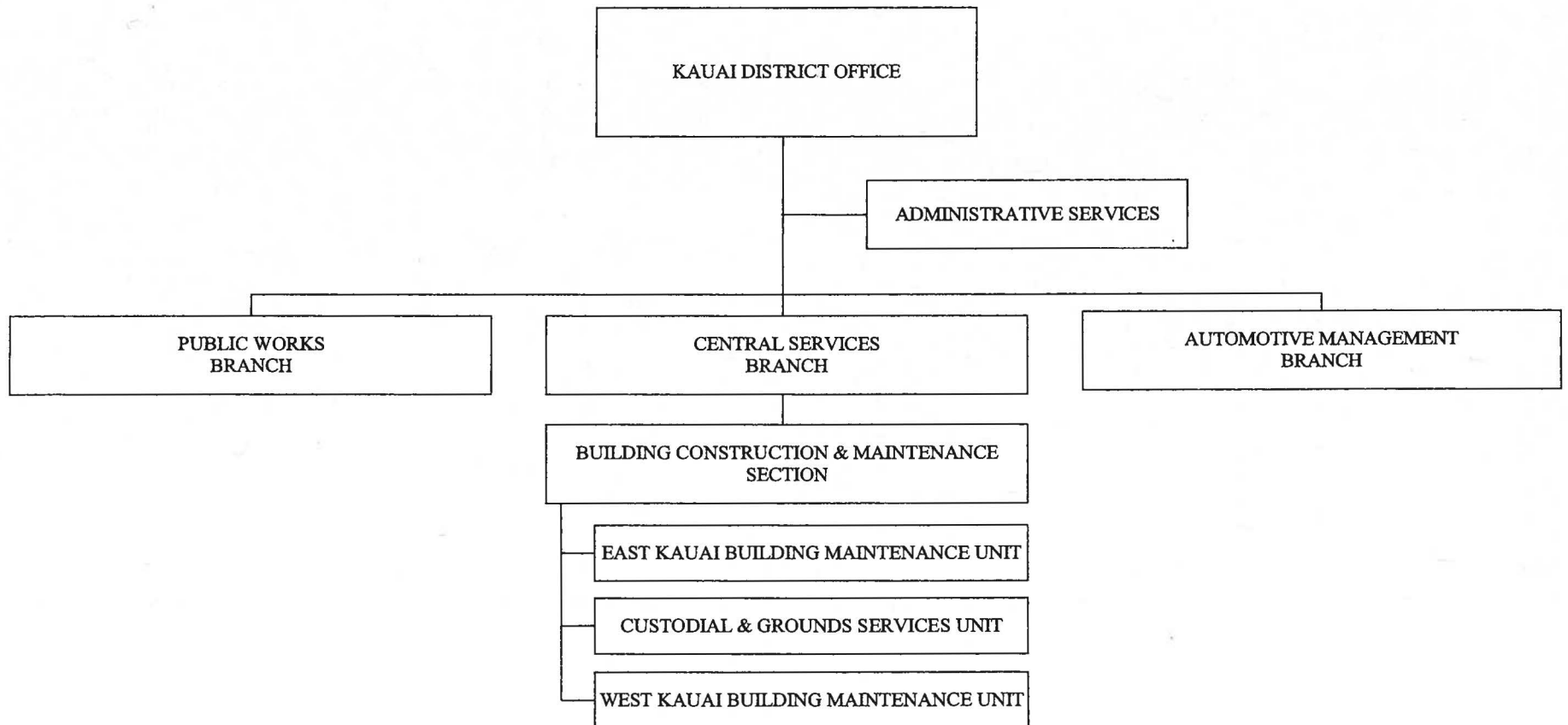
POSITION ORGANIZATION CHART



1/ POSITION NO. 47641 REALLOCATED TO PLUMBER I, BC-10, ON 05/31/12, EFFECTIVE 05/16/12.  
 2/ POSITION NO. 21414 FUNDING WAS ELIMINATED ON 07/01/13, PURSUANT TO ACT 134/SLH 2013 BUT RESTORED BY ACT 122/SLH 2014, EFFECTIVE 07/01/14.

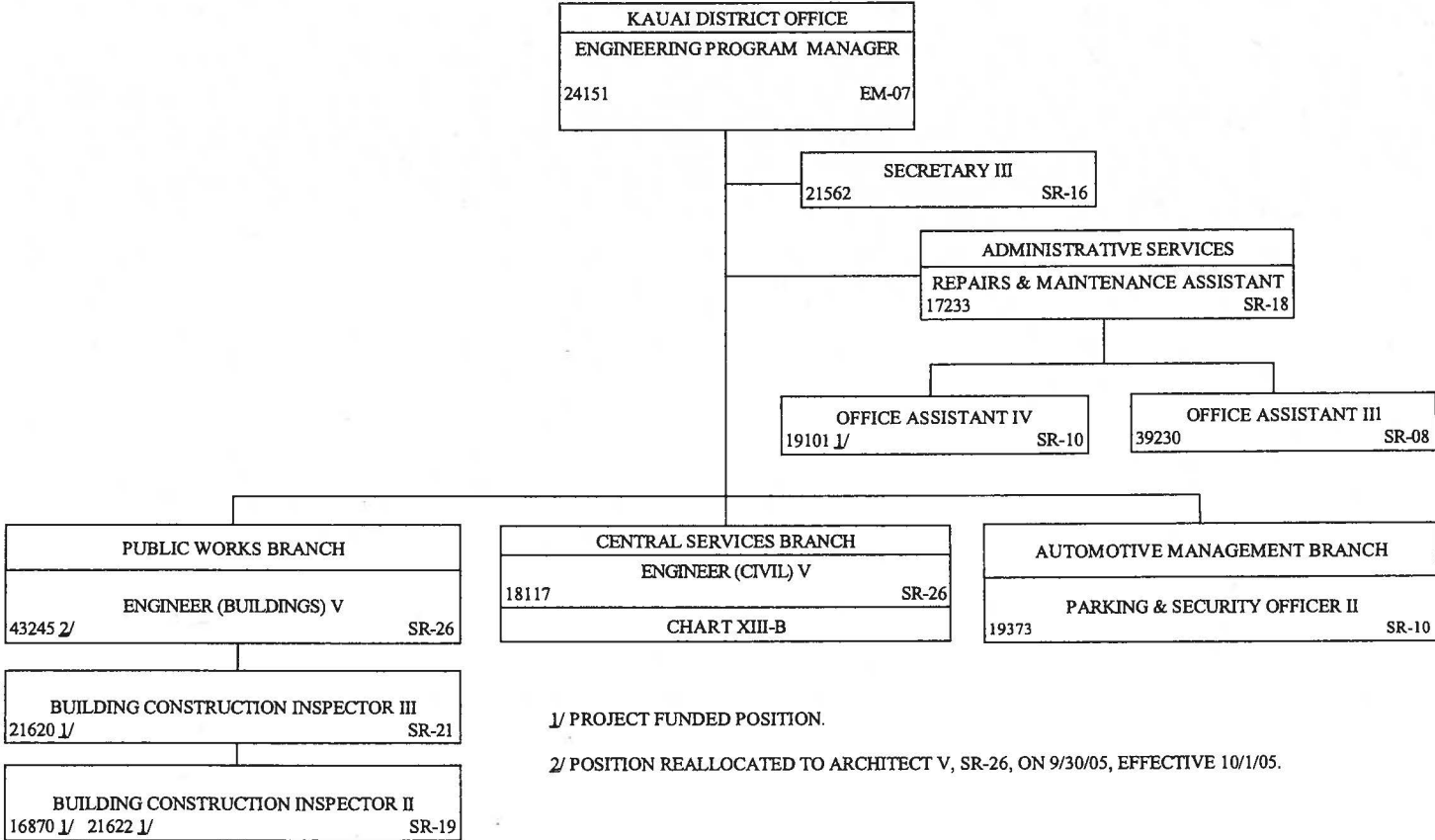
STATE OF HAWAII  
DEPARTMENT OF ACCOUNTING AND GENERAL SERVICES  
KAUAI DISTRICT OFFICE

ORGANIZATION CHART



STATE OF HAWAII  
DEPARTMENT OF ACCOUNTING AND GENERAL SERVICES  
KAUAI DISTRICT OFFICE

POSITION ORGANIZATION CHART

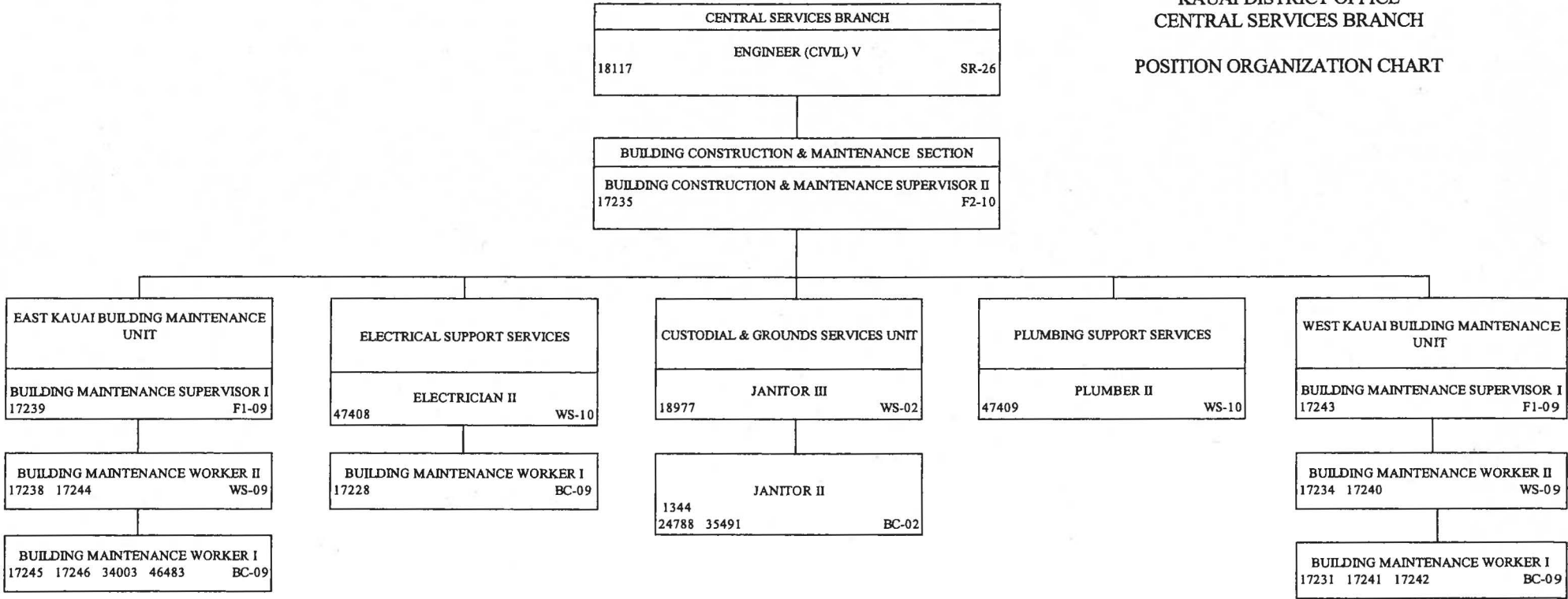


1/ PROJECT FUNDED POSITION.

2/ POSITION REALLOCATED TO ARCHITECT V, SR-26, ON 9/30/05, EFFECTIVE 10/1/05.

STATE OF HAWAII  
 DEPARTMENT OF ACCOUNTING AND GENERAL SERVICES  
 KAUAI DISTRICT OFFICE  
 CENTRAL SERVICES BRANCH

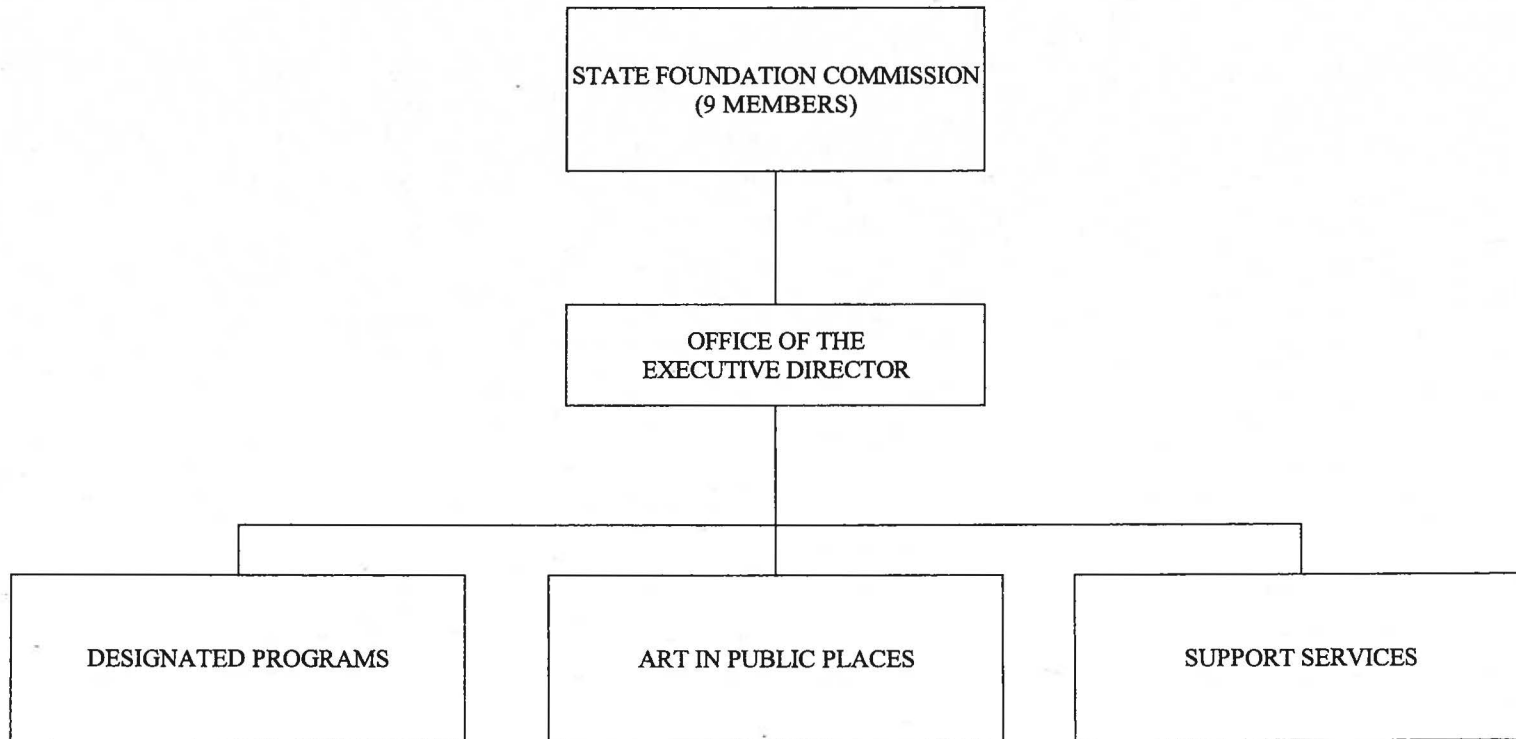
POSITION ORGANIZATION CHART





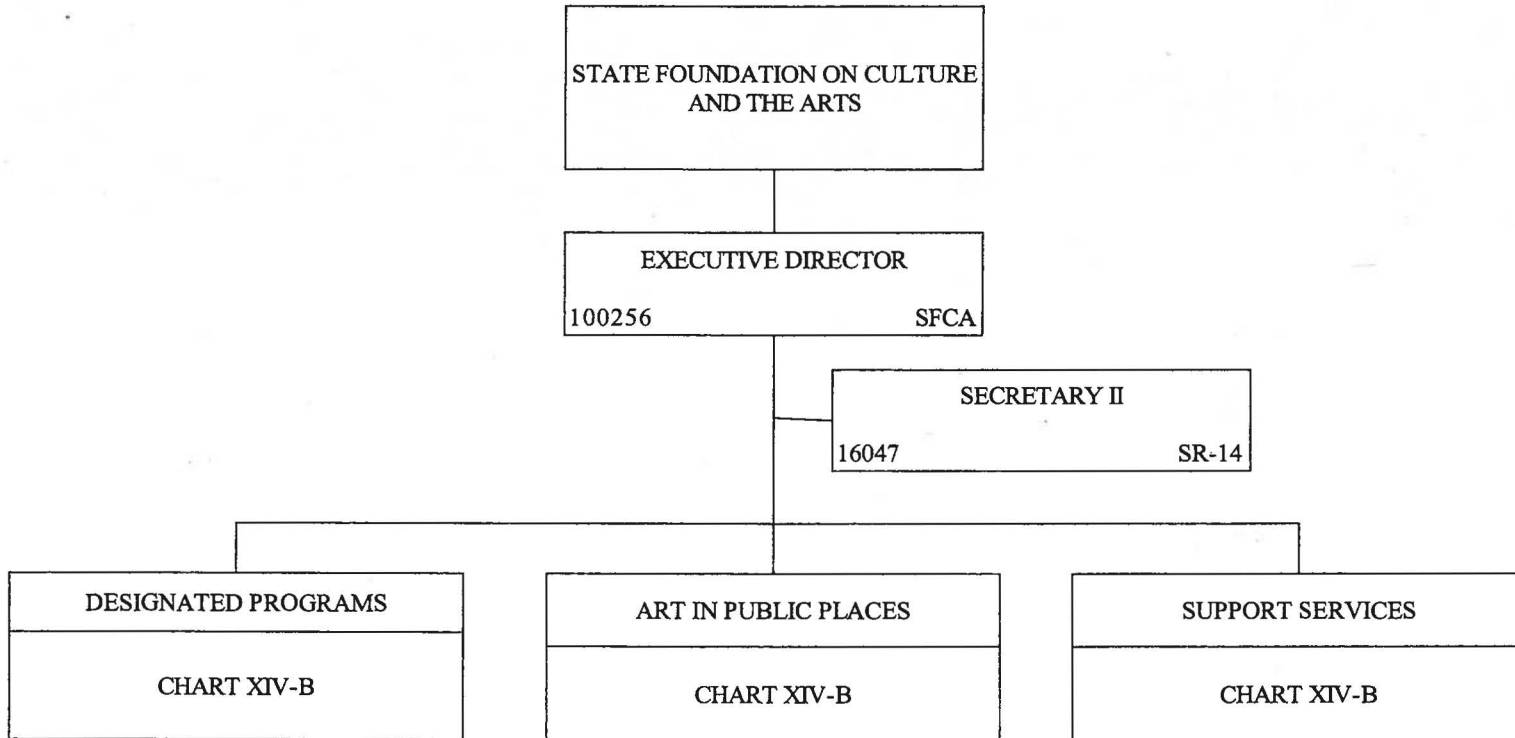
STATE OF HAWAII  
DEPARTMENT OF ACCOUNTING AND GENERAL SERVICES  
STATE FOUNDATION ON CULTURE AND THE ARTS

ORGANIZATION CHART



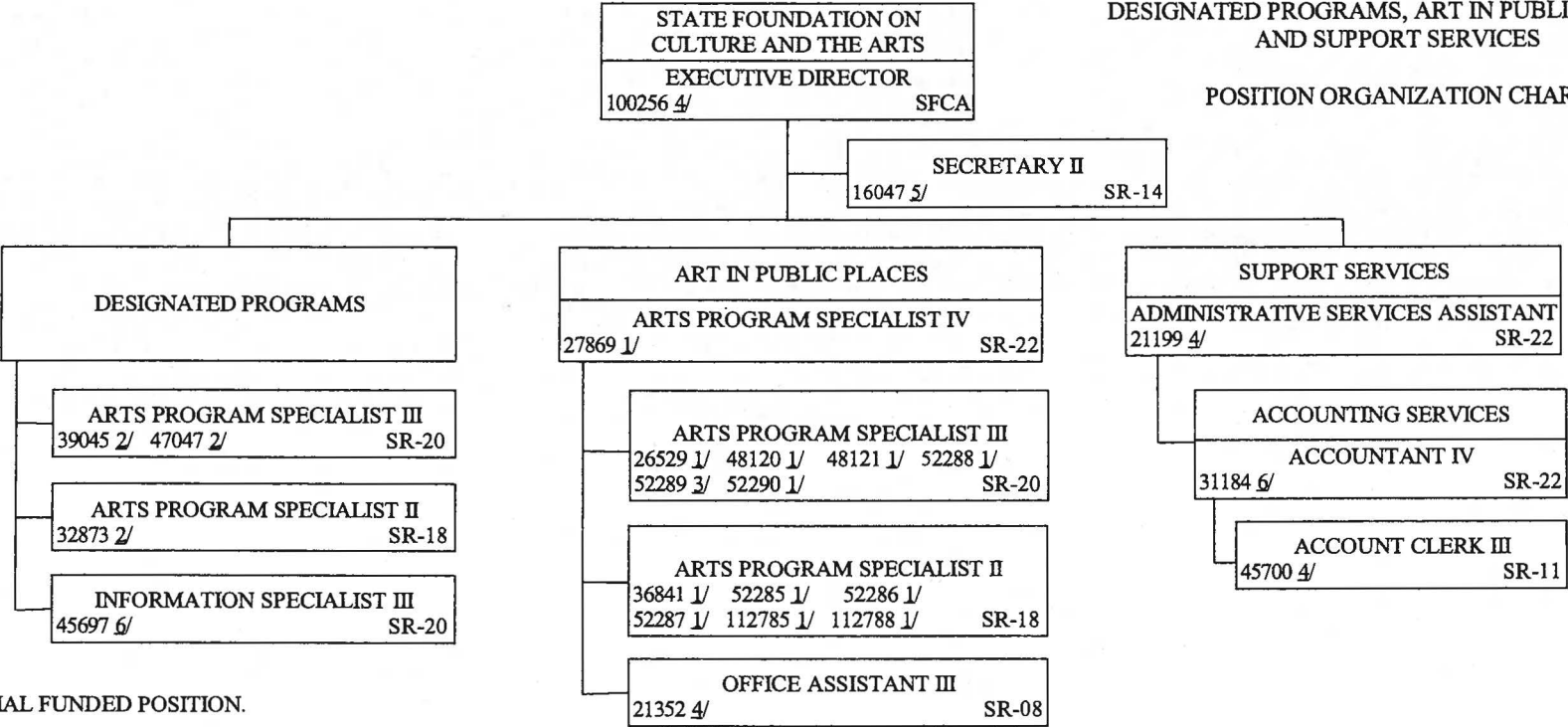
STATE OF HAWAII  
DEPARTMENT OF ACCOUNTING AND GENERAL SERVICES  
STATE FOUNDATION ON CULTURE AND THE ARTS

POSITION ORGANIZATION CHART



STATE OF HAWAII  
 DEPARTMENT OF ACCOUNTING AND GENERAL SERVICES  
 STATE FOUNDATION ON CULTURE AND THE ARTS  
 DESIGNATED PROGRAMS, ART IN PUBLIC PLACES,  
 AND SUPPORT SERVICES

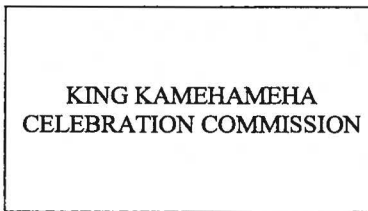
POSITION ORGANIZATION CHART



- 1/ 100% SPECIAL FUNDED POSITION.
- 2/ 100% FEDERAL FUNDED POSITION.
- 3/ POSITION NO. 52289 WAS ABOLISHED 07/01/13, PURSUANT TO ACT 134/SLH 2013.
- 4/ 50% SPECIAL FUNDED AND 50% FEDERAL FUNDED POSITION.
- 5/ POSITION NO. 16047 CONVERTED FROM 50% SPECIAL FUNDED POSITION TO 100% FULL-TIME POSITION (50% GENERAL FUNDED AND 50% SPECIAL FUNDED), PURSUANT TO ACT 122/SLH 2014, EFFECTIVE 07/01/14.
- 6/ POSITION NOS. 31184 AND 45697 CONVERTED FROM 50% TO 100% SPECIAL FUNDED FULL-TIME POSITION, PURSUANT TO ACT 134/SLH 2013, EFFECTIVE 07/01/13,

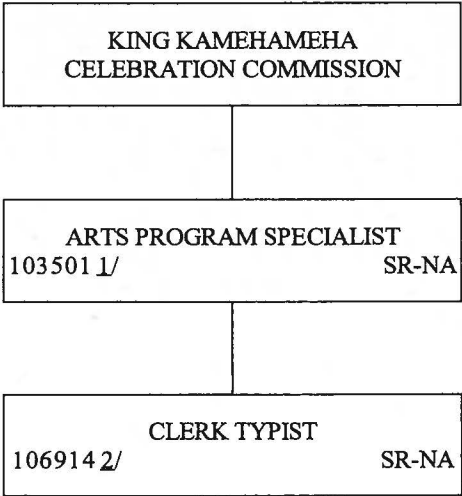
STATE OF HAWAII  
DEPARTMENT OF ACCOUNTING AND GENERAL SERVICES  
KING KAMEHAMEHA CELEBRATION COMMISSION

ORGANIZATION CHART



STATE OF HAWAII  
DEPARTMENT OF ACCOUNTING AND GENERAL SERVICES  
KING KAMEHAMEHA CELEBRATION COMMISSION

POSITION ORGANIZATION CHART

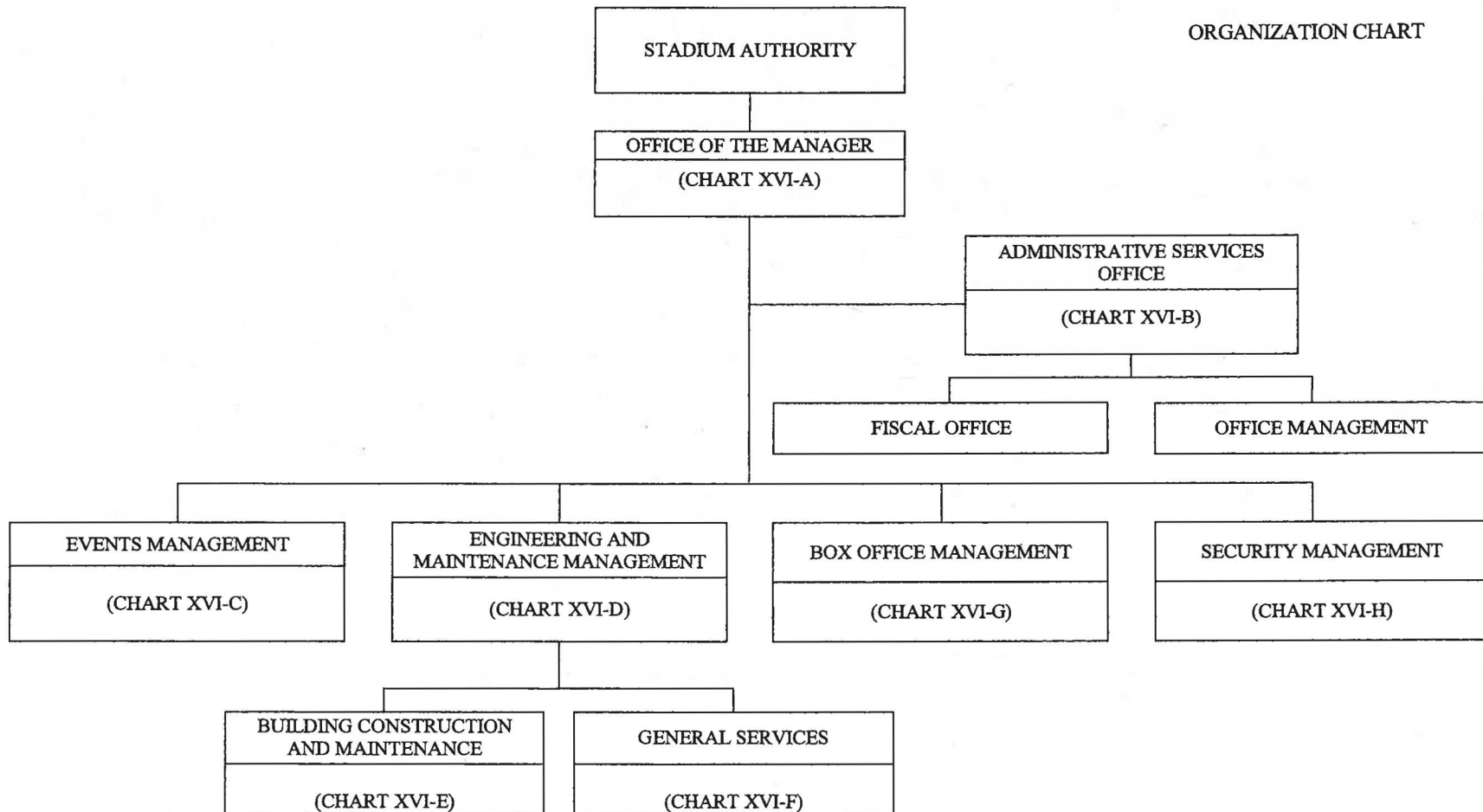


1/ EXEMPT TEMPORARY TRUST FUNDED POSITION.

2/ PURSUANT TO SECTION 8-5, HRS, EXEMPT TEMPORARY TRUST FUNDED HALF-TIME POSITION.

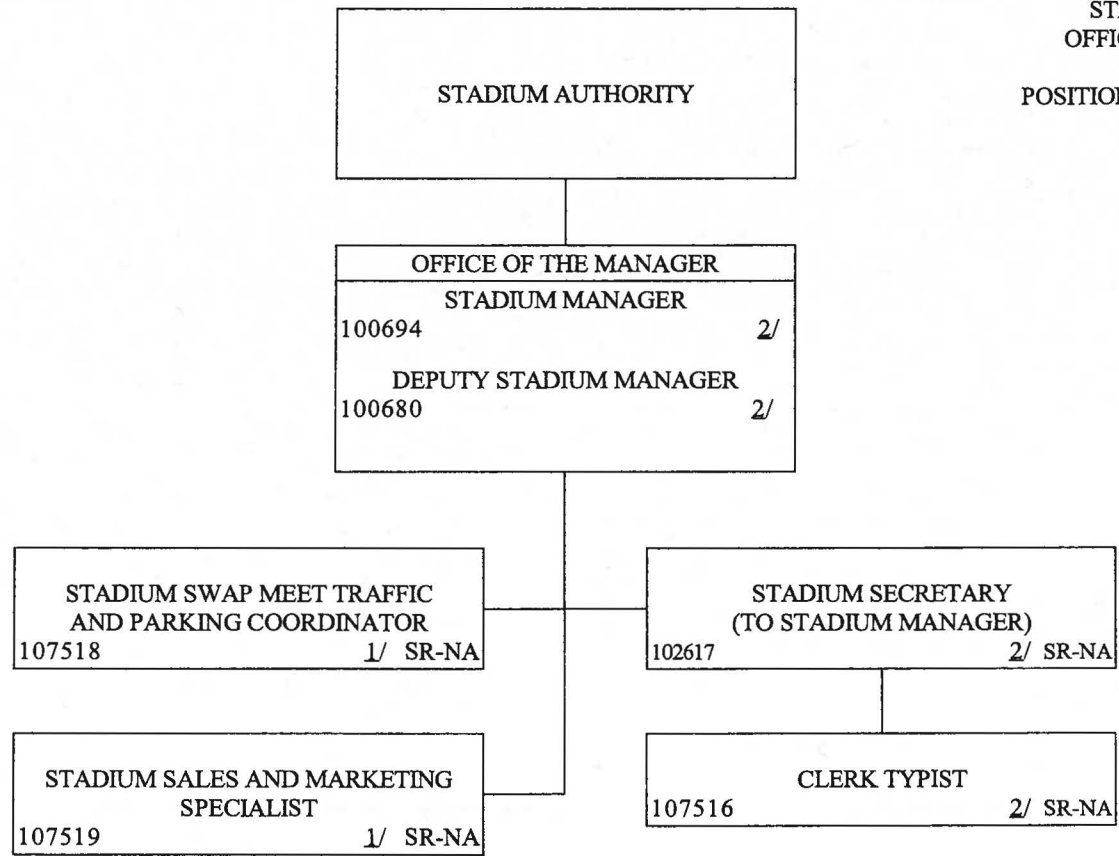
STATE OF HAWAII  
DEPARTMENT OF ACCOUNTING AND GENERAL SERVICES  
STADIUM AUTHORITY

ORGANIZATION CHART



STATE OF HAWAII  
 DEPARTMENT OF ACCOUNTING AND GENERAL SERVICES  
 STADIUM AUTHORITY  
 OFFICE OF THE MANAGER

POSITION ORGANIZATION CHART




1/ TEMPORARY EXEMPT POSITION.

2/ EXEMPT POSITION.

STATE OF HAWAII  
 DEPARTMENT OF ACCOUNTING AND GENERAL SERVICES  
 STADIUM AUTHORITY  
 ADMINISTRATIVE SERVICES OFFICE

POSITION ORGANIZATION CHART



1/ POSITION NO. 48140 REALLOCATED TO PERSONNEL CLERK IV, SR-11, ON 11/30/12, EFFECTIVE 12/01/12.

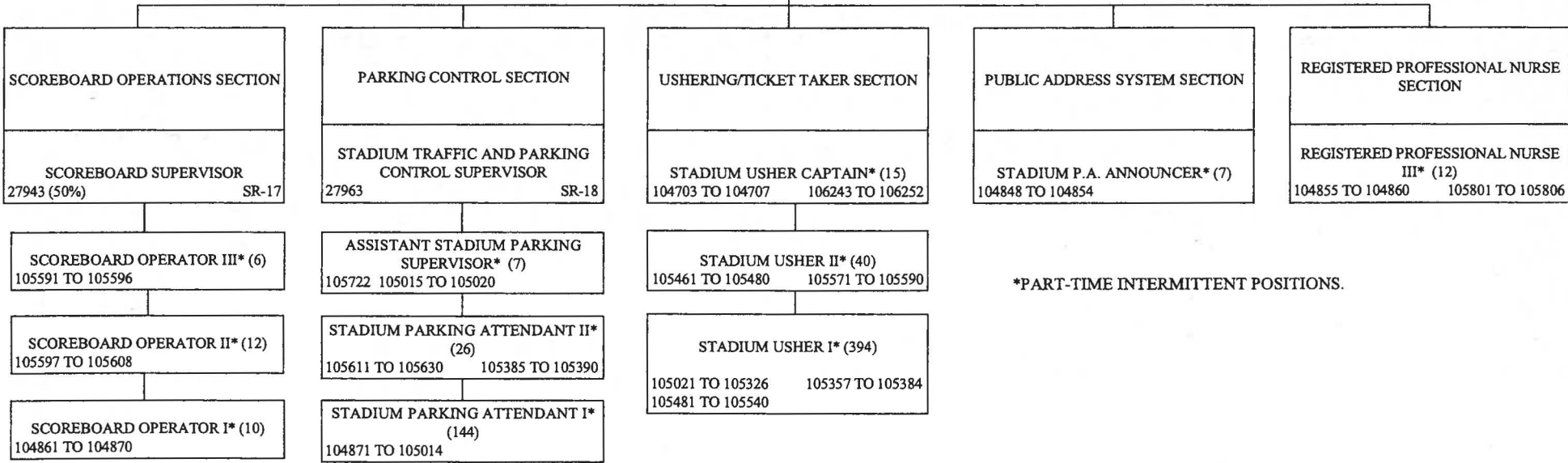


STATE OF HAWAII  
 DEPARTMENT OF ACCOUNTING AND GENERAL SERVICES  
 STADIUM AUTHORITY  
 EVENTS MANAGEMENT BRANCH

POSITION ORGANIZATION CHART

EVENTS MANAGEMENT BRANCH  
 STADIUM AUTHORITY EVENTS MANAGER  
 27941 SR-28

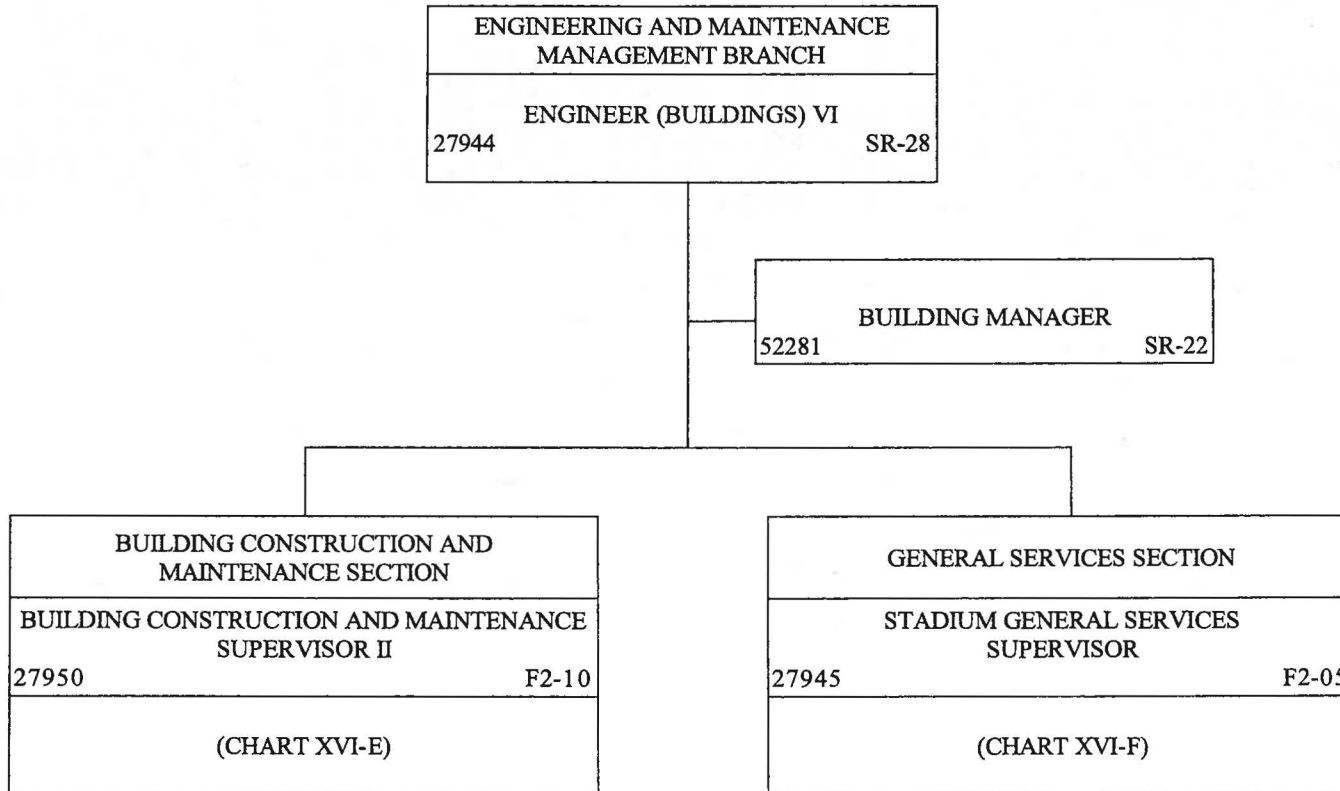
ASSISTANT STADIUM AUTHORITY EVENTS  
 MANAGER  
 27942 SR-24



\*PART-TIME INTERMITTENT POSITIONS.

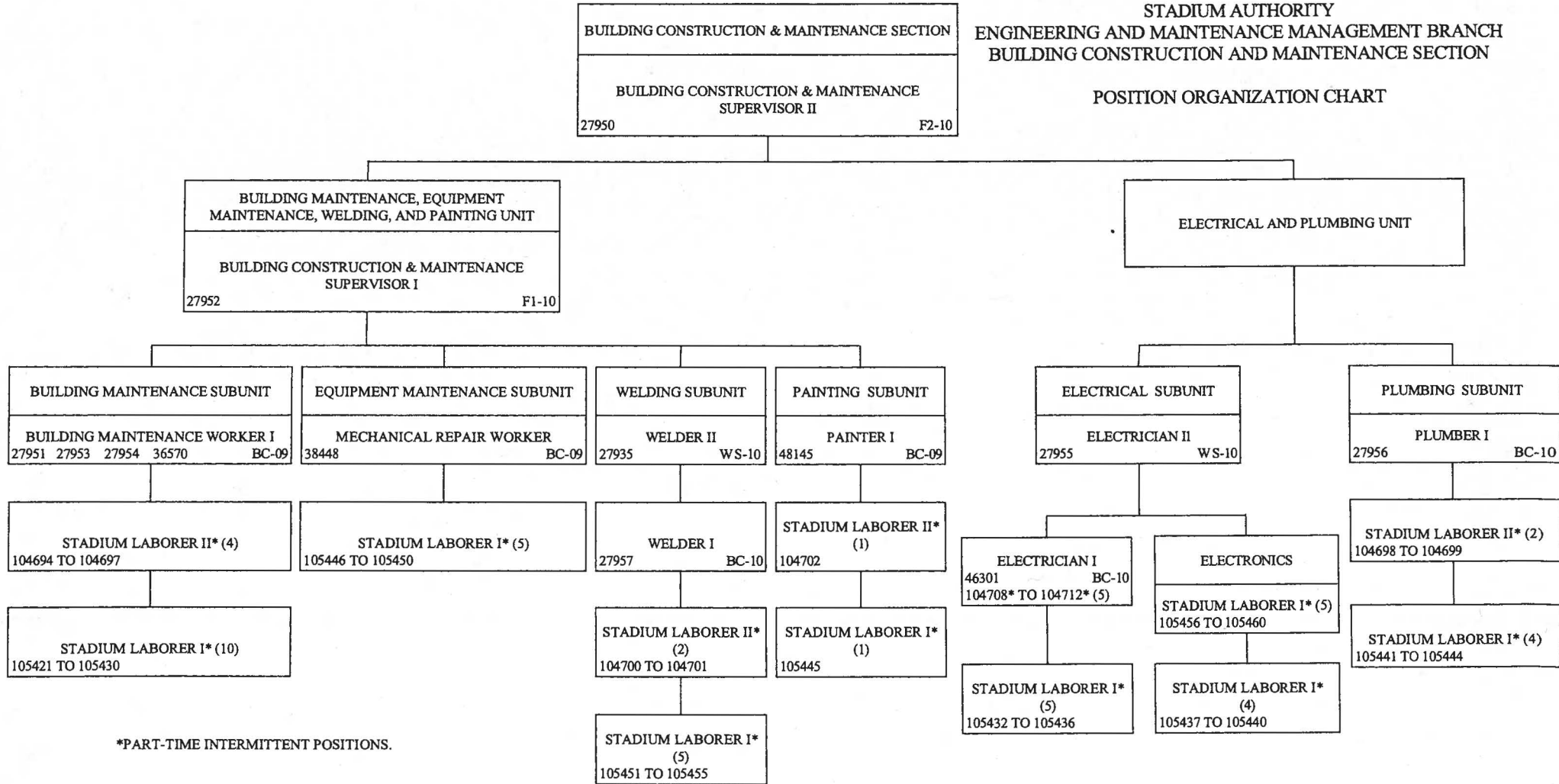
STATE OF HAWAII  
 DEPARTMENT OF ACCOUNTING AND GENERAL SERVICES  
 STADIUM AUTHORITY  
 ENGINEERING AND MAINTENANCE BRANCH

POSITION ORGANIZATION CHART



STATE OF HAWAII  
 DEPARTMENT OF ACCOUNTING AND GENERAL SERVICES  
 STADIUM AUTHORITY  
 ENGINEERING AND MAINTENANCE MANAGEMENT BRANCH  
 BUILDING CONSTRUCTION AND MAINTENANCE SECTION

POSITION ORGANIZATION CHART

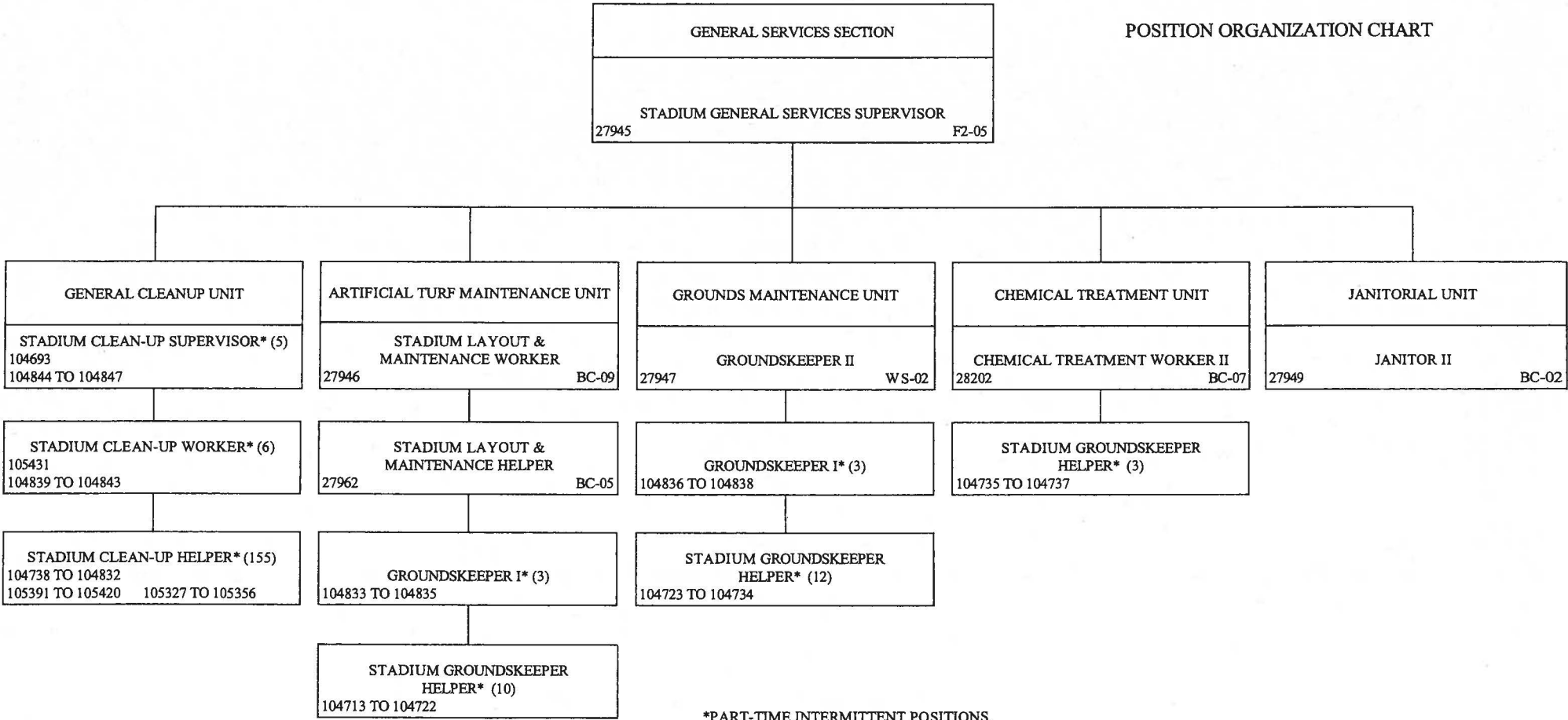


\*PART-TIME INTERMITTENT POSITIONS.

CHART XVI-E

STATE OF HAWAII  
 DEPARTMENT OF ACCOUNTING AND GENERAL SERVICES  
 STADIUM AUTHORITY  
 ENGINEERING AND MAINTENANCE MANAGEMENT BRANCH  
 GENERAL SERVICES SECTION

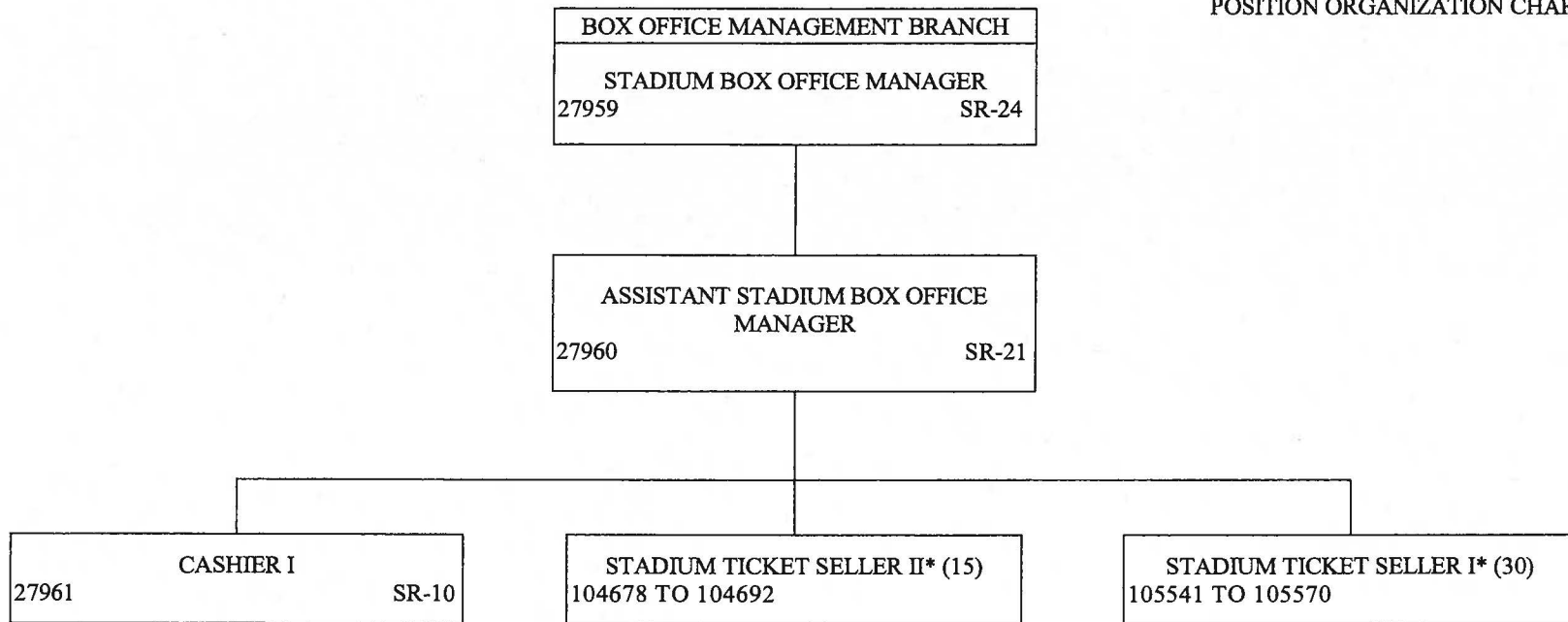
POSITION ORGANIZATION CHART



\*PART-TIME INTERMITTENT POSITIONS.

STATE OF HAWAII  
DEPARTMENT OF ACCOUNTING AND GENERAL SERVICES  
STADIUM AUTHORITY  
BOX OFFICE MANAGEMENT BRANCH


POSITION ORGANIZATION CHART



\*PART-TIME INTERMITTENT POSITIONS.

STATE OF HAWAII  
DEPARTMENT OF ACCOUNTING AND GENERAL SERVICES  
STADIUM AUTHORITY  
SECURITY MANAGEMENT BRANCH


POSITION ORGANIZATION CHART



\*PART-TIME INTERMITTENT POSITIONS.

STATE OF HAWAII  
DEPARTMENT OF ACCOUNTING AND GENERAL SERVICES  
PROCUREMENT POLICY BOARD

ORGANIZATION CHART

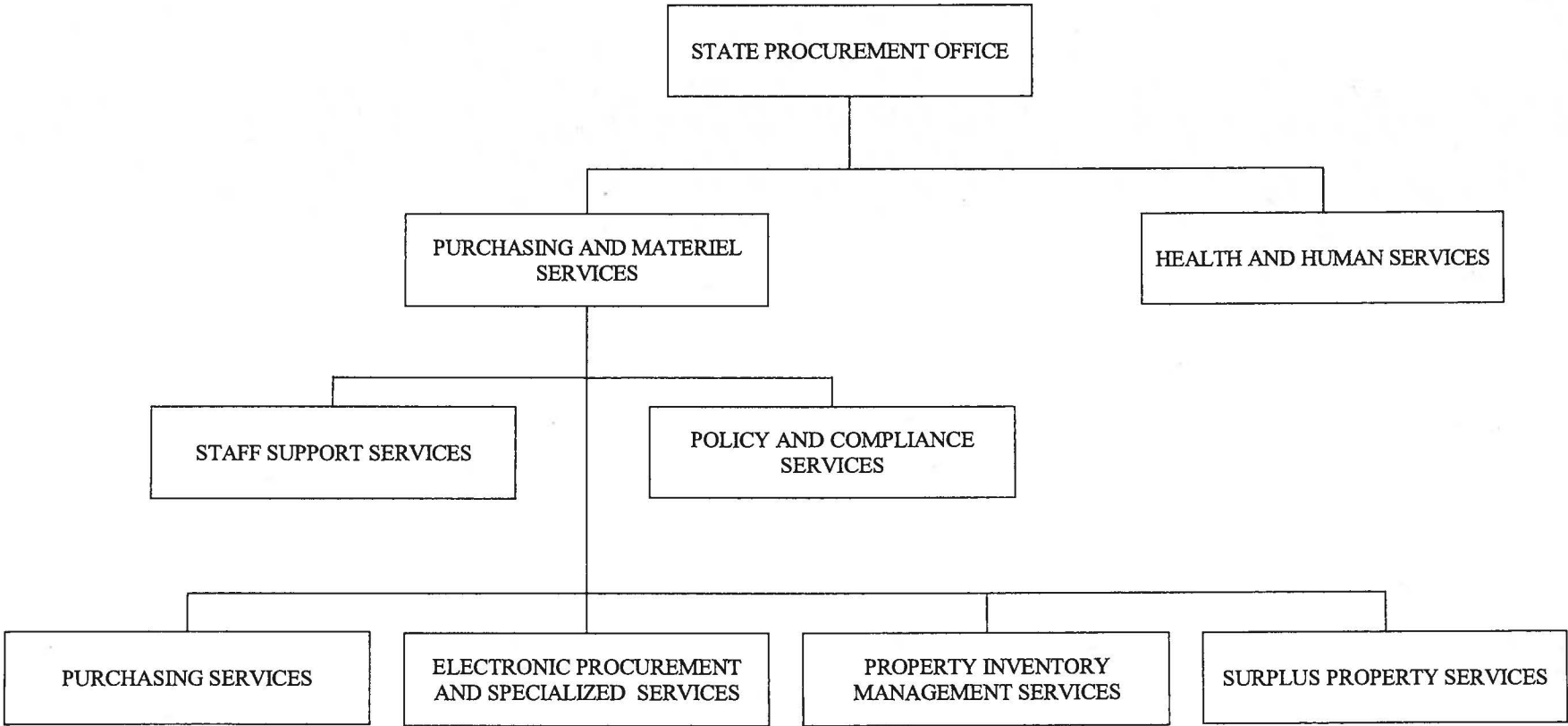


PURSUANT TO SECTION 103D-201, HRS, THE PROCUREMENT POLICY BOARD SHALL BE ASSISTED BY THE DEPARTMENT OF ACCOUNTING AND GENERAL SERVICES, WHICH SHALL PROVIDE AT LEAST ONE FULL-TIME SUPPORT STAFF AND FUNDING NECESSARY TO SUPPORT THE PROCUREMENT POLICY BOARD.

CHART XVII

STATE OF HAWAII  
DEPARTMENT OF ACCOUNTING AND GENERAL SERVICES  
STATE PROCUREMENT OFFICE

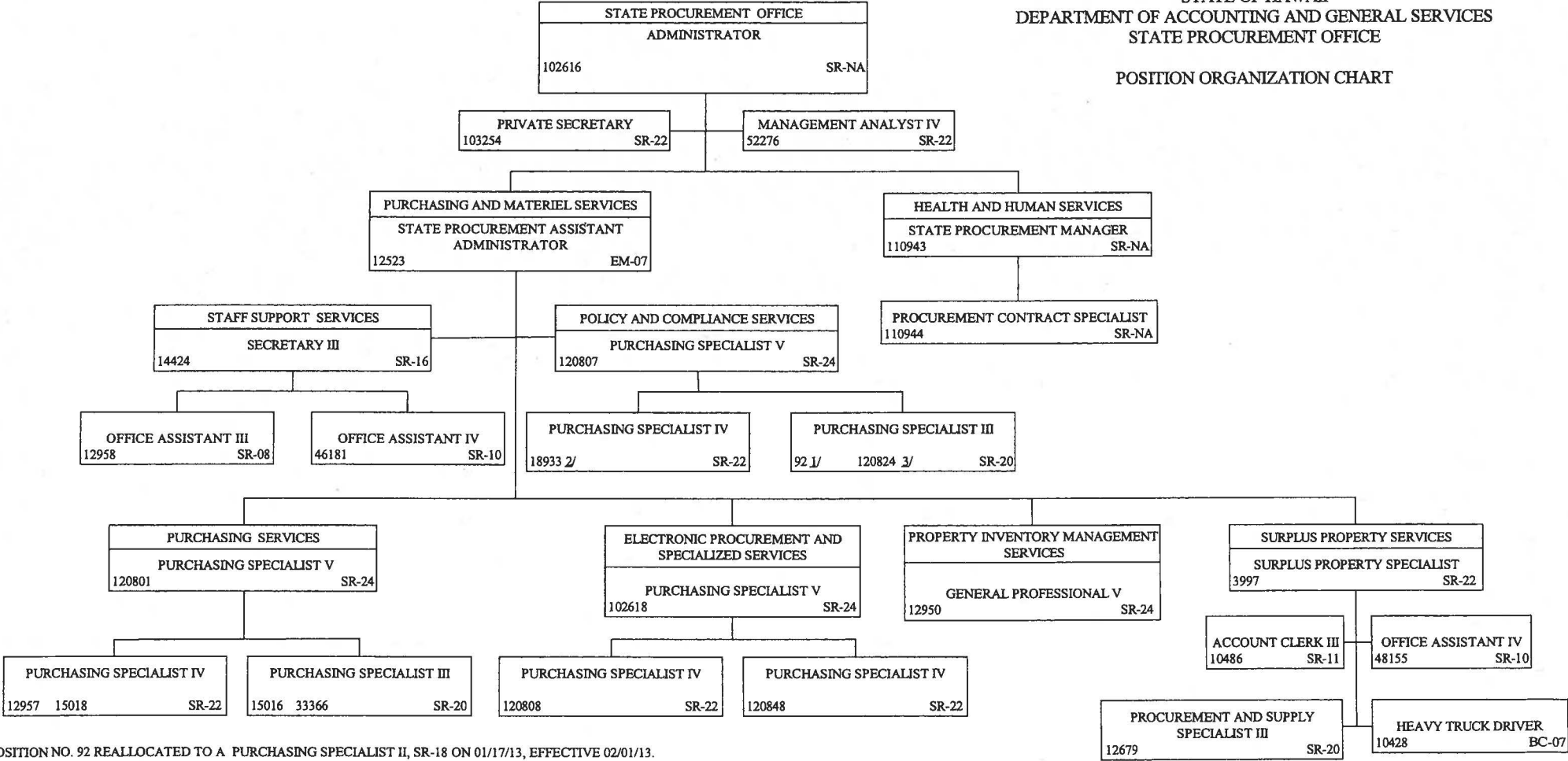
ORGANIZATION CHART





STATE OF HAWAII  
 DEPARTMENT OF ACCOUNTING AND GENERAL SERVICES  
 STATE PROCUREMENT OFFICE

POSITION ORGANIZATION CHART

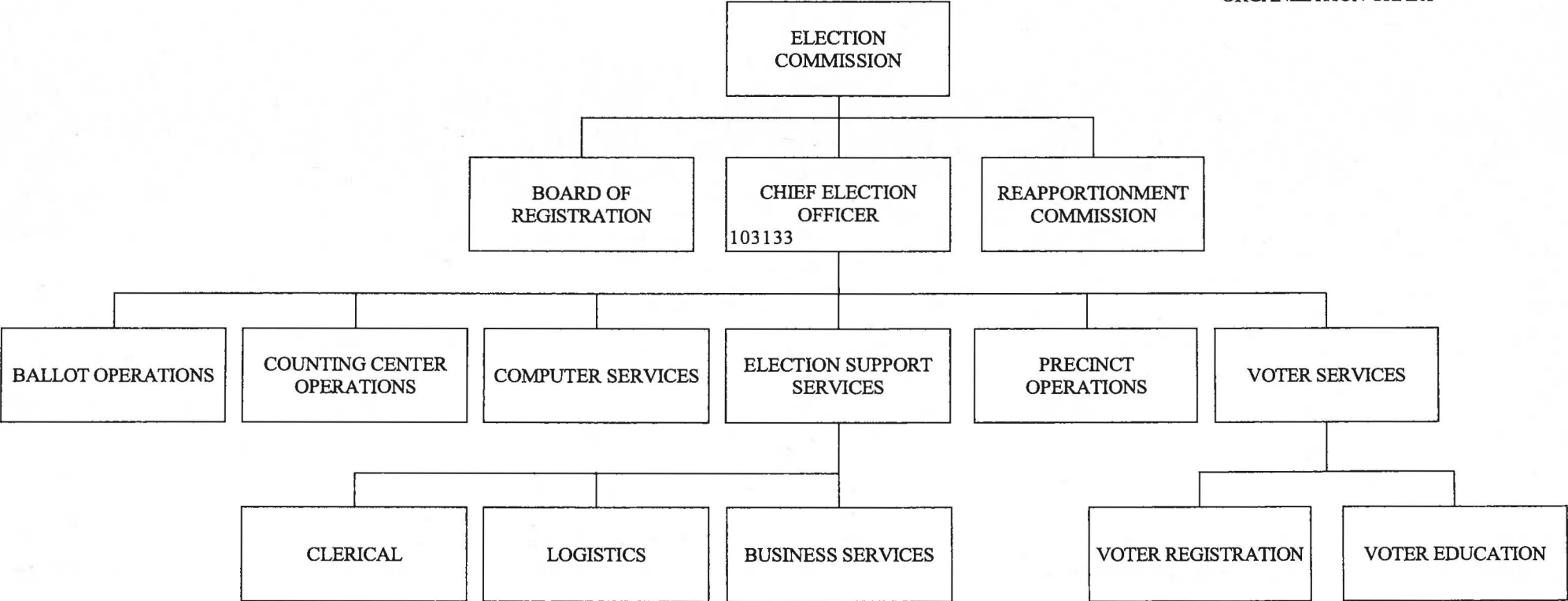


1/ POSITION NO. 92 REALLOCATED TO A PURCHASING SPECIALIST II, SR-18 ON 01/17/13, EFFECTIVE 02/01/13.  
 2/ POSITION NO. 18933 REALLOCATED TO A PURCHASING SPECIALIST III, SR-20 ON 12/09/13, EFFECTIVE 12/01/13.  
 3/ POSITION NO. 120824 REALLOCATED TO A PURCHASING SPECIALIST II, SR-18 ON 11/14/13, EFFECTIVE 11/16/13.

CHART XVIII-A

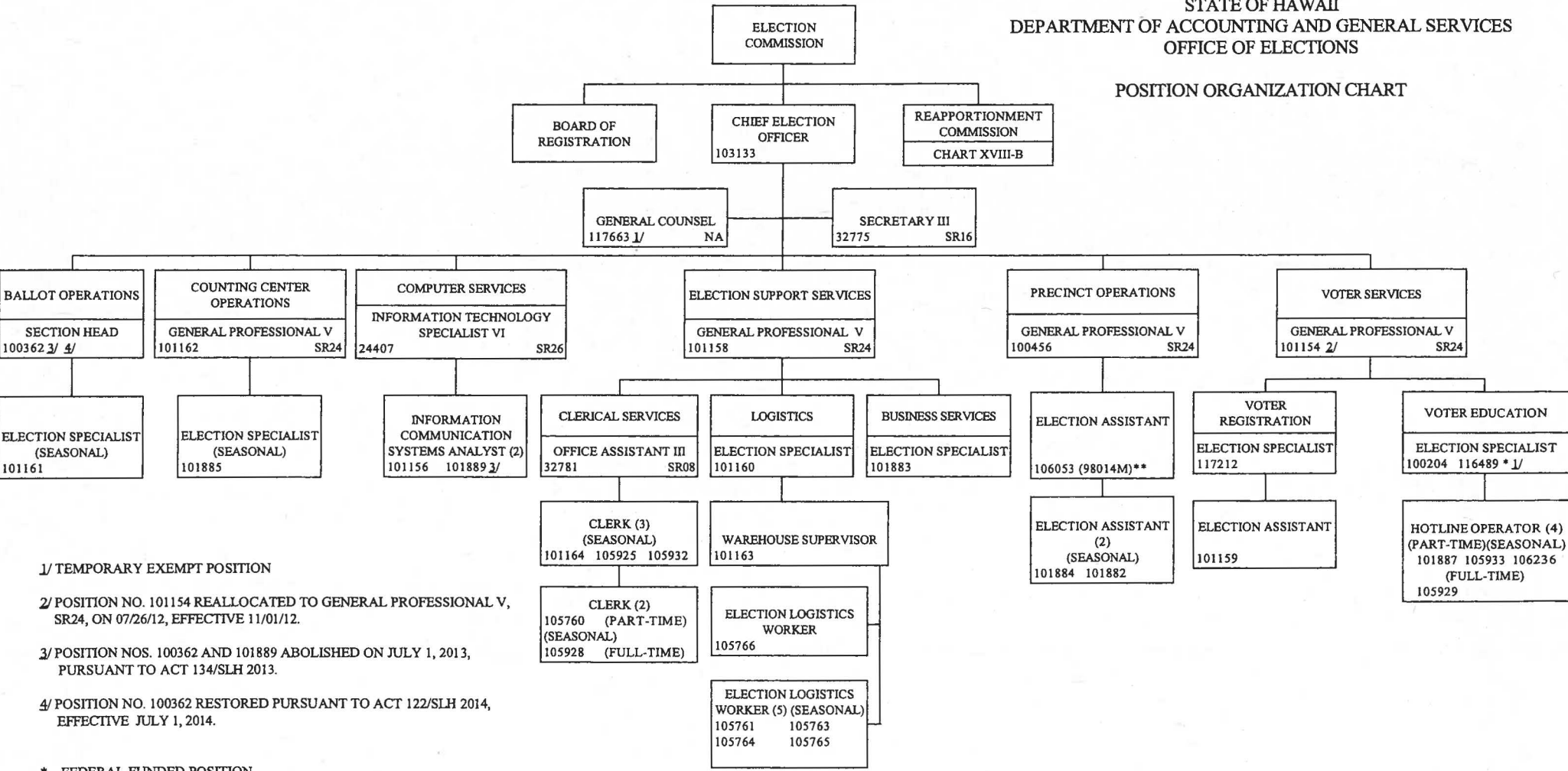
STATE OF HAWAII  
DEPARTMENT OF ACCOUNTING AND GENERAL SERVICES  
OFFICE OF ELECTIONS

ORGANIZATION CHART



STATE OF HAWAII  
DEPARTMENT OF ACCOUNTING AND GENERAL SERVICES  
OFFICE OF ELECTIONS

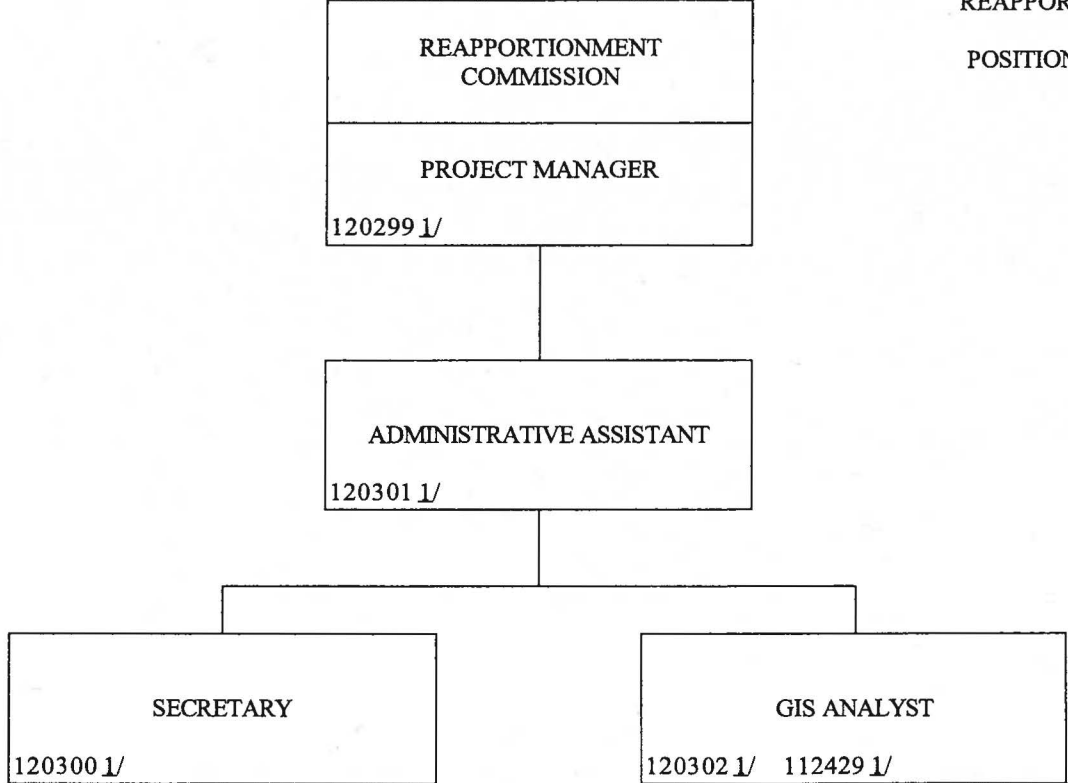
POSITION ORGANIZATION CHART



1/ TEMPORARY EXEMPT POSITION  
 2/ POSITION NO. 101154 REALLOCATED TO GENERAL PROFESSIONAL V, SR24, ON 07/26/12, EFFECTIVE 11/01/12.  
 3/ POSITION NOS. 100362 AND 101889 ABOLISHED ON JULY 1, 2013, PURSUANT TO ACT 134/SLH 2013.  
 4/ POSITION NO. 100362 RESTORED PURSUANT TO ACT 122/SLH 2014, EFFECTIVE JULY 1, 2014.  
 \* FEDERAL FUNDED POSITION  
 \*\* 50% GENERAL AND 50% FEDERAL FUNDED POSITION

STATE OF HAWAII  
DEPARTMENT OF ACCOUNTING AND GENERAL SERVICES  
OFFICE OF ELECTIONS  
REAPPORTIONMENT COMMISSION


POSITION ORGANIZATION CHART



1/ POSITIONS ARE ON THE BJ TABLES WITH NO FUNDING. ALL OF THE POSITIONS ARE NOT FUNDED BECAUSE THE REAPPORTIONMENT COMMISSION IS CONSTITUTED EVERY TEN YEARS UNLESS REQUIRED BY COURT ORDER. FUNDING FOR THESE TEMPORARY POSITIONS IS REQUESTED IN THE BIENNIUM BUDGET PERIOD PRECEDING THE REAPPORTIONMENT YEAR.

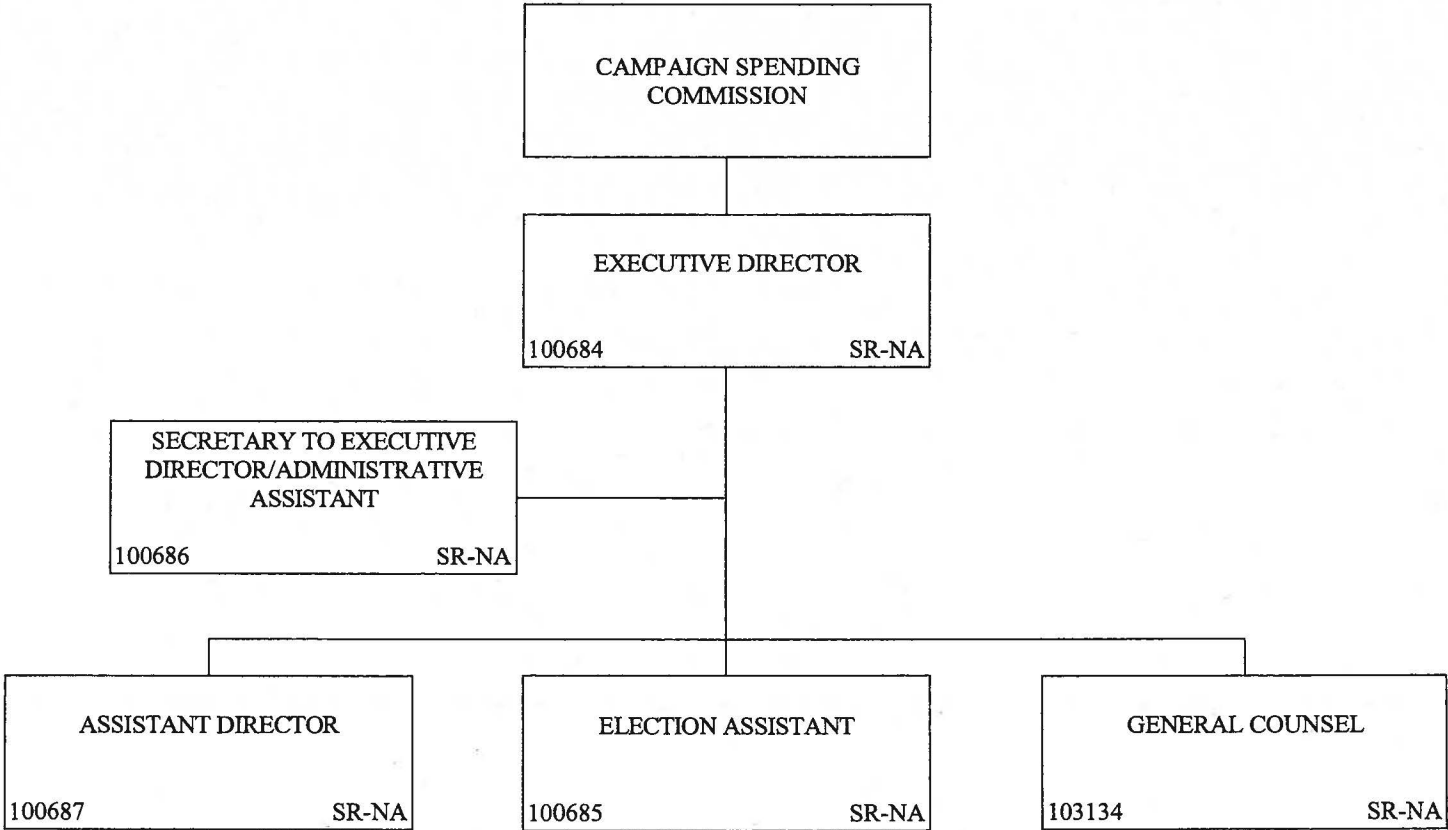
STATE OF HAWAII  
DEPARTMENT OF ACCOUNTING AND GENERAL SERVICES  
CAMPAIGN SPENDING COMMISSION

ORGANIZATION CHART




STATE OF HAWAII  
DEPARTMENT OF ACCOUNTING AND GENERAL SERVICES  
CAMPAIGN SPENDING COMMISSION

POSITION ORGANIZATION CHART



ALL POSITIONS ARE EXEMPT TRUST FUNDED POSITIONS.

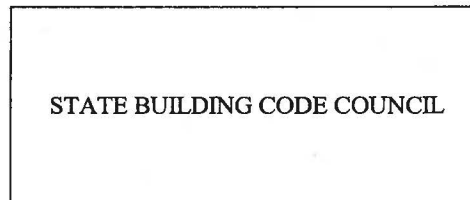
STATE OF HAWAII  
DEPARTMENT OF ACCOUNTING AND GENERAL SERVICES  
ENHANCED 911 BOARD  
ORGANIZATION CHART



THERE ARE NO POSITIONS IN THIS PROGRAM.

STATE OF HAWAII  
DEPARTMENT OF ACCOUNTING AND GENERAL SERVICES  
STATE BUILDING CODE COUNCIL

ORGANIZATION CHART




THERE ARE NO POSITIONS IN THIS PROGRAM.



STATE OF HAWAII  
DEPARTMENT OF ACCOUNTING AND GENERAL SERVICES  
INFORMATION PRIVACY AND SECURITY COUNCIL


ORGANIZATION CHART



THERE ARE NO POSITIONS IN THIS PROGRAM.

STATE OF HAWAII  
DEPARTMENT OF ACCOUNTING AND GENERAL SERVICES  
ACCESS HAWAII COMMITTEE

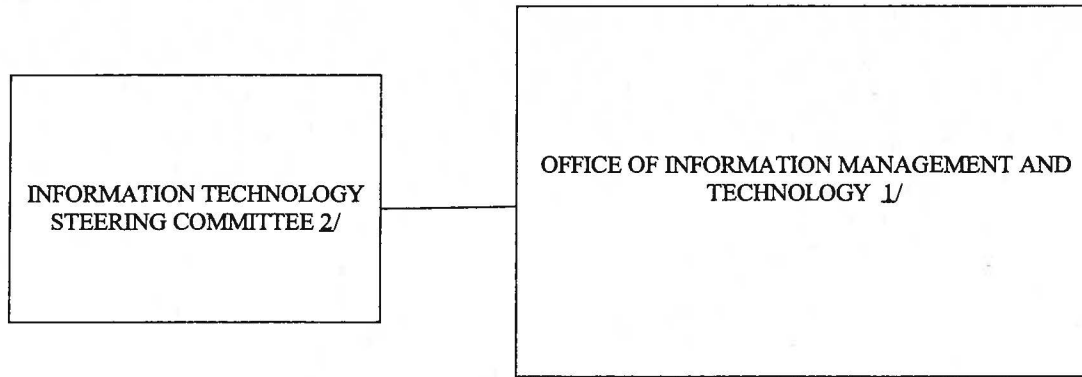
ORGANIZATION CHART



THERE ARE NO POSITIONS IN THIS PROGRAM.

STATE OF HAWAII  
DEPARTMENT OF ACCOUNTING AND GENERAL SERVICES  
OFFICE OF INFORMATION MANAGEMENT AND TECHNOLOGY  
AND  
INFORMATION TECHNOLOGY STEERING COMMITTEE

ORGANIZATION CHART



1/ PROGRAM ESTABLISHED BY ACT 84, SLH 2011 AND PLACED IN THE DEPARTMENT OF ACCOUNTING AND GENERAL SERVICES. THE CHIEF INFORMATION OFFICER (CIO), POSITION NO. 120418 IS APPOINTED BY THE GOVERNOR AND REPORTS DIRECTLY TO THE GOVERNOR. THE CIO SUPERVISES AND OVERSEES THE INFORMATION AND COMMUNICATION SERVICES DIVISION.

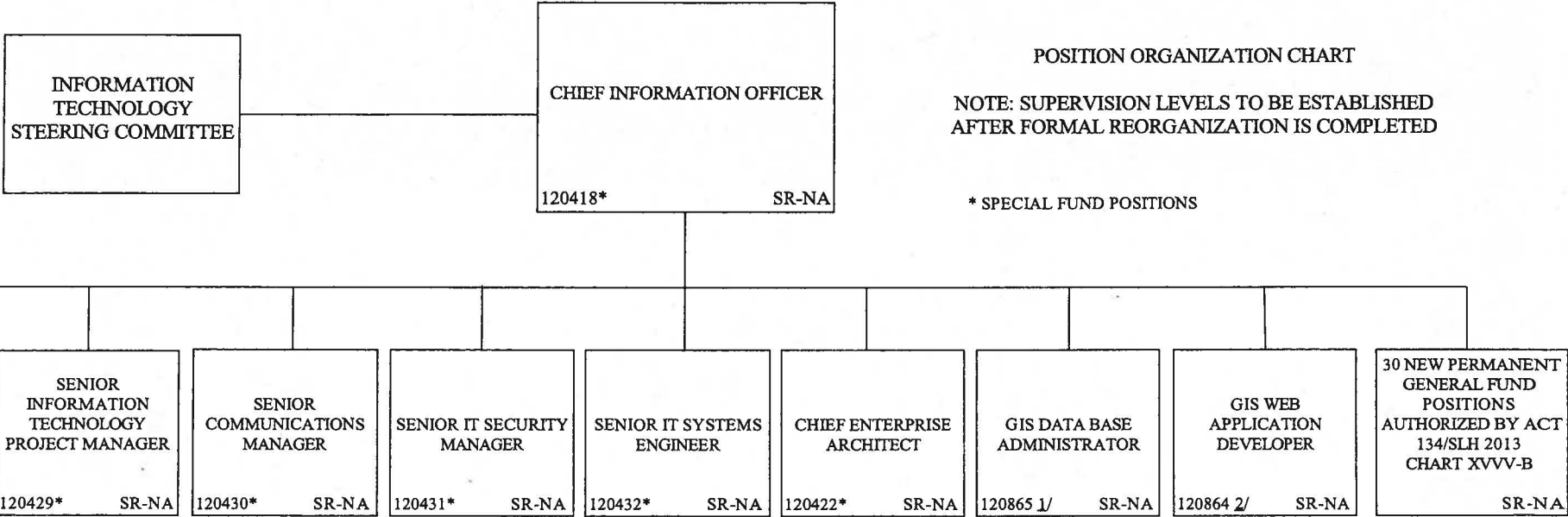
2/ THE INFORMATION TECHNOLOGY STEERING COMMITTEE WAS ESTABLISHED TO ASSIST THE CIO IN DEVELOPING THE STATE'S INFORMATION TECHNOLOGY STANDARDS AND POLICIES. THE CIO CHAIRS THIS COMMITTEE.

STATE OF HAWAII  
 DEPARTMENT OF ACCOUNTING AND GENERAL SERVICES  
 OFFICE OF INFORMATION MANAGEMENT AND TECHNOLOGY  
 AND  
 INFORMATION TECHNOLOGY STEERING COMMITTEE

POSITION ORGANIZATION CHART

NOTE: SUPERVISION LEVELS TO BE ESTABLISHED  
 AFTER FORMAL REORGANIZATION IS COMPLETED

\* SPECIAL FUND POSITIONS




1/ NEW TEMPORARY GENERAL FUNDED POSITION NO. 120865 (93003M) GIS DATA BASE ADMINISTRATOR, ESTABLISHED BY ACT 106/SLH 2012 IN AGS-131. BUDGETED IN AGS-130 ON JULY 1, 2013.

2/ NEW TEMPORARY GENERAL FUNDED POSITION NO. 120864 (93004M) GIS WEB APPLICATION DEVELOPER, ESTABLISHED BY ACT 106/SLH 2012 IN AGS-131. BUDGETED IN AGS-130 ON JULY 1, 2013.

STATE OF HAWAII  
 DEPARTMENT OF ACCOUNTING AND GENERAL SERVICES  
 OFFICE OF INFORMATION MANAGEMENT AND TECHNOLOGY  
 AND  
 INFORMATION TECHNOLOGY STEERING COMMITTEE

POSITION ORGANIZATION CHART FOR POSITIONS AUTHORIZED BY  
 ACT 134/SLH 2013 BUT NOT FORMALLY PLACED ON THE ORGANIZATION  
 CHART UNTIL THE REORGANIZATION IS COMPLETED



121103 (94003M) CHIEF TECHNOLOGY OFFICER, SR-NA	121122 (94033M) ADMINISTRATIVE SERVICES OFFICER I, SR-NA
121104 (94004M) BUSINESS INNOVATION OFFICER, SR-NA	121189 (94034M) SECRETARY II, SR-NA
120947 (94006M) ADMINISTRATIVE ASSISTANT, SR-NA	121040 (94035M) OFFICE ASSISTANT IV, SR-NA
94008M PROCUREMENT ASSISTANT, SR-NA	121313 (94036M) ACCOUNTANT V, SR-NA
121191 (94010M) DATA CENTER MANAGER, SR-NA	94037M ACCOUNTANT IV, SR-NA
120946 (94011M) SENIOR PROJECT MANAGER, SR-NA	94038M ACCOUNT CLERK V, SR-NA
120971 (94012M) SENIOR PROJECT MANAGER, SR-NA	94039M PROGRAM BUDGET ANALYST IV, SR-NA
121042 (94013M) SENIOR PROJECT MANAGER, SR-NA	94040M PURCHASING SPECIALIST V, SR-NA
121190 (94014M) SENIOR PROJECT MANAGER, SR-NA	94041M PURCHASING SPECIALIST IV, SR-NA
121193 (94015M) SENIOR PROJECT MANAGER, SR-NA	94042M PURCHASING SPECIALIST IV, SR-NA
121194 (94016M) SENIOR PROJECT MANAGER, SR-NA	94043M PURCHASING SPECIALIST IV, SR-NA
94021M SENIOR ENTERPRISE ARCHITECT, SR-NA	94044M CONTRACTS ASSISTANT II, SR-NA
121029 (94023M) SENIOR RECORDS MANAGER, SR-NA	94045M CONTRACTS ASSISTANT II, SR-NA
94024M JUNIOR RECORDS MANAGER, SR-NA	121248 (94046M) PERSONNEL MANAGEMENT SPECIALIST V, SR-NA
120953 (94025M) STATEWIDE INTEROPERABILITY COORDINATOR, SR-NA	94047M PERSONNEL CLERK V, SR-NA

ALL EXEMPT  
POSITIONS

06/30/14

Department of Accounting and General Services  
Positions Filled from July 1, 2013 to November 30, 2014

Table 15

Prog ID	Sub-Org	Effective Date Position Filled	Position Number	Position Title	Exempt (Y/N)	SR Level	BU Code	T/P	MOF	Budgeted FTE	Budgeted Salary	Actual FTE	Actual Salary	Occupied by 89 Day Hire (Y/N)
AGS130	EG	7/1/2013	120953	Statewide Interoperability Coordinator	Y	73	SRNA	Perm	A	1.00	\$ 45,000	1.00	\$ 95,004	
AGS131	EA	7/1/2013	120432	Senior IT Systems Analyst	Y	73	SRNA	Perm	B	1.00	\$ 80,000	1.00	\$ 36,000	
AGS231	FA	7/1/2013	18554	Janitor II		01	BC02	Perm	A	1.00	\$ 33,228	1.00	\$ 33,228	
AGS111	DA	7/2/2013	120818*	Digital Archives Specialist	Y	73	SRNA	Temp	A	1.00		1.00	18.74/hr	
AGS111	DA	7/2/2013	120819*	Digital Archives Specialist	Y	73	SRNA	Temp	A	1.00		1.00	21.91/hr	
AGS111	DA	7/2/2013	120820*	Digital Archives Specialist	Y	73	SRNA	Temp	A	1.00		1.00	17.32/hr	
AGS111	DA	7/2/2013	120821*	Digital Archives Specialist	Y	73	SRNA	Temp	A	1.00		1.00	21.91/hr	
AGS130	EG	7/2/2013	120946	Senior Project Manager	Y	73	SRNA	Perm	A	1.00	\$ 35,000	1.00	\$ 78,000	
AGS901	AC	7/8/2013	45371	Personnel Management Spec I		73	SR16	Perm	A	1.00	\$ 45,576	1.00	\$ 37,452	
AGS901	AC	7/9/2013	44852	Personnel Clerk IV		63	SR11	Perm	A	1.00	\$ 33,756	1.00	\$ 28,836	
AGS131	EA	7/16/2013	118185	Information Technol Splct V		13	SR24	Perm	A	1.00	\$ 51,312	1.00	\$ 53,364	
AGS221	IA	7/16/2013	6687**	Bldg Construction Inspector II		03	SR19	Perm	CIP	1.00		1.00	\$ 39,480	
AGS231	FB	7/16/2013	18924	Janitor II		01	BC02	Perm	A	1.00	\$ 33,228	1.00	\$ 33,228	
AGS901	AC	7/16/2013	41669	Personnel Clerk IV		63	SR11	Perm	A	1.00	\$ 36,516	1.00	\$ 28,836	
AGS130	EG	8/1/2013	120947	OIMT Administrative Asst	Y	63	SRNA	Temp	A	1.00	\$ 27,500	1.00	\$ 53,040	
AGS221	IA	8/1/2013	118987**	Engineer I		73	SR18	Perm	CIP	1.00		1.00	\$ 40,548	
AGS807	FQ	8/1/2013	21389	Engineer V		23	SR26	Perm	A	1.00	\$ 64,920	1.00	\$ 82,140	
AGS232	FG	8/16/2013	13372	Groundskeeper I		01	BC02	Perm	A	1.00	\$ 33,228	1.00	\$ 33,228	
AGS130	EG	8/19/2013	120971	Senior Project Manager	Y	73	SRNA	Perm	A	1.00	\$ 35,000	1.00	\$ 65,000	
AGS240	JA	8/19/2013	12950	General Professional V		13	SR24	Perm	A	1.00	\$ 51,312	1.00	\$ 53,364	
AGS807	FR	8/19/2013	39230	Office Assistant III		03	SR08	Perm	A	1.00	\$ 33,756	1.00	\$ 25,668	
AGS131	EA	8/27/2013	37859	Information Technol Mgr		35	EM05	Perm	A	1.00	\$ 71,760	1.00	35.88/hr	Y
AGS233	FK	8/27/2013	118759	Engineer V		13	SR26	Perm	A	1.00	\$ 70,224	1.00	\$ 70,188	
AGS233	FM	9/9/2013	46917	Carpenter I		01	BC09	Perm	A	1.00	\$ 44,544	1.00	\$ 45,432	
AGS111	DA	9/16/2013	42719	Archivist III		13	SR20	Perm	A	1.00	\$ 45,576	1.00	\$ 43,812	
AGS131	EC	9/16/2013	27469	Computer Operator I		03	SR13	Perm	A	1.00	\$ 37,968	1.00	\$ 33,756	
AGS879	OA	9/16/2013	121019	Secretary III	Y	63	SR16	Vicing	A			1.00	16.86/hr	
AGS130	EG	10/1/2013	121029	Senior Records Manager	Y	73	SRNA	Perm	A	1.00	\$ 42,500	1.00	\$ 84,996	
AGS130	EG	10/1/2013	121042	Senior Project Manager	Y	73	SRNA	Perm	A	1.00	\$ 35,000	1.00	\$ 75,000	
AGS221	IA	10/1/2013	17022**	Engineer III		13	SR26	Perm	CIP	1.00		1.00	\$ 47,400	
AGS221	IA	10/1/2013	36607**	Architect V		23	SR26	Perm	CIP	1.00		1.00	\$ 75,960	
AGS879	OA	10/1/2013	101162	General Professional V	Y	73	SR24	Temp	A	1.00	\$ 56,180	1.00	\$ 53,364	
AGS881	LA	10/1/2013	31184	Accountant IV		13	SR22	Perm	B	1.00	\$ 36,663	1.00	\$ 57,720	
AGS901	AA	10/1/2013	24151	Engineering Program Manager		35	EM07	Perm	A	1.00	\$ 79,104	1.00	\$ 87,561	
AGS130	EG	10/2/2013	120865	GIS Data Administrator	Y	73	SRNA	Perm	A	1.00	\$ 65,000	1.00	\$ 65,004	
AGS231	FA	10/16/2013	27134	Janitor II		01	BC02	Perm	A	1.00	\$ 33,228	1.00	\$ 33,888	
AGS240	JA	10/16/2013	120848	Purchasing Specialist IV		13	SR22	Perm	A	1.00	\$ 25,546	1.00	\$ 49,308	
AGS807	FP	10/16/2013	46598	Building Maintenance Worker I		01	BC09	Perm	A	1.00	\$ 44,544	1.00	\$ 45,432	

Department of Accounting and General Services  
Positions Filled from July 1, 2013 to November 30, 2014

Table 15

Prog ID	Sub-Org	Effective Date Position Filled	Position Number	Position Title	Exempt (Y/N)	SR Level	BU Code	T/P	MOF	Budgeted FTE	Budgeted Salary	Actual FTE	Actual Salary	Occupied by 89 Day Hire (Y/N)
AGS131	EA	11/1/2013	120656	Information Technol Splct IV		13	SR22	Perm	A	1.00	\$ 45,576	1.00	\$ 47,400	
AGS240	JA	11/16/2013	102616	State Procurement Administrator	Y	00	SRNA	Perm	A	1.00	\$ 85,524	1.00	\$ 116,172	
AGS221	IA	11/18/2013	43356	Engineer V		13	SR26	Perm	A	1.00	\$ 78,984	1.00	\$ 82,140	
AGS879	OA	12/2/2013	101161	BOPS Election Specialist	Y	63	SRNA	Temp	A	1.00	\$ -	1.00	\$ 26,280	
AGS240	JA	12/30/2013	103254	Private Secretary		63	SRNA	Perm	A	1.00	\$ 68,388	1.00	\$ 68,388	
AGS103	CC	12/31/2013	22956	Control Accounts Bookkeeper I		03	SR15	Perm	A	1.00	\$ 48,048	1.00	\$ 44,412	
AGS131	EC	1/2/2014	40648	Information Technology Specialist V		23	SR24	Perm	A	1.00	\$ 73,044	1.00	\$ 55,488	
AGS240	JA	1/3/2014	120801	Purchasing Specialist V		23	SR24	PERM	A	1.00	\$ 36,387	1.00	\$ 60,012	
AGS240	JA	1/3/2014	120807	Purchasing Specialist V		23	SR24	PERM	A	1.00	\$ 36,387	1.00	\$ 55,488	
AGS130	EG	1/8/2014	120430	Senior Communications Manager	Y	73	SRNA	Perm	A	1.00	\$ 73,500	1.00	35.30/hr	Y
AGS879	OA	1/8/2014	101885	Elections Specialist (CCOPS)	Y	63	SRNA	Temp	A	0.50	\$ -	1.00	\$ 24,960	
AGS240	JA	1/16/2014	92	Purchasing Specialist II		13	SR18	Perm	A	1.00	\$ 36,024	1.00	\$ 40,548	
AGS901	AB	1/22/2014	3540	Accountant IV		13	SR22	Perm	U	1.00	\$ 55,500	1.00	\$ 47,400	
AGS252	GB	1/27/2014	48115	Parking & Security Officer I		03	SR09	Perm	W	1.00	\$ 35,064	1.00	\$ 26,700	
AGS879	OA	1/28/2014	101882	Elections Assistant (POPS)	Y	63	SRNA	Temp	A	0.50	\$ -	1.00	\$ 22,464	
AGS131	EC	2/3/2014	27570	Office Assistant IV		03	SR10	Perm	A	1.00	\$ 31,212	1.00	\$ 28,836	
AGS231	FA	2/3/2014	52308	Janitor II		01	BC02	Perm	A	1.00	\$ 33,228	1.00	\$ 33,888	
AGS807	FP	2/3/2014	21150	Painter I		01	BC09	Perm	A	1.00	\$ 44,544	1.00	\$ 45,432	
AGS131	EC	2/4/2014	120508	Office Assistant III		03	SR10	Perm	A	1.00	\$ 30,036	1.00	\$ 32,424	
AGS211	HA	2/4/2014	2758	Office Assistant III		03	SR08	Perm	A	1.00	\$ 30,036	1.00	12.34hr	Y
AGS252	GB	2/10/2014	48118	Parking & Security Officer I		03	SR09	Perm	W	1.00	\$ 26,700	1.00	\$ 26,700	
AGS111	DA	2/18/2014	42719	Archivist III		13	SR20	Perm	A	1.00	\$ 45,576	1.00	21.06/hr	Y
AGS131	EA	2/18/2014	120418	Chief Information Officer	Y	93	SRNA	Perm	B	1.00	\$ 188,688	1.00	\$ 188,688	
AGS879	OA	2/18/2014	101160	Election Specialist	Y	63	SRNA	Temp	A	1.00	\$ 29,952	1.00	\$ 27,696	
AGS879	OA	2/24/2014	101163	Warehouse Supervisor	Y	61	SRNA	Temp	A	1.00	\$ 29,800	1.00	\$ 25,404	
AGS879	OA	2/24/2014	101164	Election Clerk	Y	63	SRNA	Temp	A	0.50	\$ -	1.00	9.60/hr	
AGS879	OA	2/24/2014	105766	Election Logistics Worker	Y	61	SRNA	Temp	A	1.00	\$ 29,330	1.00	\$ 25,404	
AGS211	HA	3/3/2014	2742	Land Survey Assistant Administrator		35	EM05	Perm	A	1.00	\$ 85,572	1.00	\$ 74,628	
AGS231	FA	3/3/2014	12618	Janitor II		01	BC02	Perm	A	1.00	\$ 33,228	1.00	\$ 33,888	
AGS232	FE	3/3/2014	22452	Groundskeeper I		01	BC02	Perm	A	1.00	\$ 33,228	1.00	\$ 33,888	
AGS232	FG	3/3/2014	48156	Groundskeeper I		01	BC02	Perm	A	1.00	\$ 33,228	1.00	\$ 33,888	
AGS252	GB	3/3/2014	120963	Office Assistant IV		03	SR10	Perm	W	1.00	\$ 13,878	1.00	\$ 35,064	
AGS252	GB	3/10/2014	120961	Parking & Security Officer II		03	SR10	Perm	W	1.00	\$ 13,878	1.00	\$ 30,036	
AGS879	OA	3/16/2014	101159	Office Assistant III		63	SR08	Perm	A	1.00	\$ 32,364	1.00	\$ 28,836	
AGS221	IA	3/17/2014	17007**	Architect V		13	SR26	Perm	CIP	1.00		1.00	\$ 57,720	
AGS131	EA	3/21/2014	39577	Secretary III		63	SR16	Perm	A	1.00	\$ 39,480	1.00	\$ 41,040	
AGS103	CC	4/1/2014	3554	Control Accounts Bookkeeper II		03	SR17	Perm	A	1.00	\$ 42,684	1.00	\$ 48,048	
AGS111	DA	4/1/2014	120675	System Developer	Y	13	SRNA	Temp	A	1.00	\$ 67,500	1.00	\$ 62,424	
AGS111	DA	4/1/2014	120819*	Digital Archives Specialist	Y	73	SRNA	Temp	A	1.00		0.50	36.52/hr	

Department of Accounting and General Services  
Positions Filled from July 1, 2013 to November 30, 2014

Table 15

Prog ID	Sub-Org	Effective Date Position Filled	Position Number	Position Title	Exempt (Y/N)	SR Level	BU Code	T/P	MOF	Budgeted FTE	Budgeted Salary	Actual FTE	Actual Salary	Occupied by 89 Day Hire (Y/N)
AGS111	DA	4/1/2014	120820*	Digital Archives Specialist	Y	73	SRNA	Temp	A	1.00		1.00	17.32/hr	
AGS111	DA	4/1/2014	120821*	Digital Archives Specialist	Y	73	SRNA	Temp	A	1.00		1.00	21.91/hr	
AGS130	EG	4/1/2014	121040	OIMT Office Assistant	Y	63	SRNA	Perm	A	1.00	\$ 27,756	1.00	\$ 36,000	
AGS130	EG	4/1/2014	121190	Senior Project Manager	Y	73	SRNA	Perm	A	1.00	\$ 35,000	1.00	\$ 72,996	
AGS131	EA	4/1/2014	120429	Senior IT Project Manager	Y	73	SRNA	Perm	B	1.00	\$ 73,000	1.00	\$ 78,000	
AGS221	IA	4/1/2014	118873**	Engineer VI		13	SR26	Perm	CIP	1.00		1.00	\$ 57,720	
AGS231	FA	4/1/2014	11882	Janitor II		01	BC02	Perm	A	1.00	\$ 33,228	1.00	\$ 34,560	
AGS232	FE	4/1/2014	21598	Groundskeeper I		01	BC02	Perm	A	1.00	\$ 33,228	1.00	\$ 34,560	
AGS232	FE	4/1/2014	22452	Groundskeeper I		01	BC02	Perm	A	1.00	\$ 33,228	1.00	\$ 34,560	Y
AGS232	FE	4/1/2014	118108	Groundkeeper I		01	BC02	Perm	A	1.00	\$ 33,228	1.00	\$ 34,560	
AGS130	EG	4/7/2014	120946	Senior Project Manager	Y	73	SRNA	Perm	A	1.00	\$ 35,000	1.00	\$ 72,996	
AGS231	FA	4/7/2014	121167	Janitor II		61	BC02	Vicing	A			1.00	16.62/hr	Y
AGS130	EG	4/8/2014	120430	Senior Communications Manager	Y	73	SRNA	Perm	A	1.00	\$ 73,500	1.00	35.30/hr	Y
AGS251	GA	4/9/2014	47021	Office Assistant IV		03	SR10	Perm	W	0.50	\$ 16,878	1.00	\$ 14,418	
AGS252	GB	4/9/2014	47021	Office Assistant IV		03	SR10	Perm	W	0.50	\$ 16,878	1.00	\$ 14,418	
AGS881	LA	4/10/2014	52287	Arts Program Specialist II		73	SR18	Perm	B	1.00	\$ 42,132	1.00	19.49/hr	Y
AGS240	JA	4/15/2014	120824	Purchasing Specialist II		13	SR20	Perm	A	1.00	\$ 29,877	1.00	\$ 40,548	
AGS901	AA	4/15/2014	21560	Secretary II		63	SR14	Perm	A	1.00	\$ 54,012	1.00	\$ 36,468	
AGS130	EG	4/16/2014	121248	OIMT Personnel Management Specialist	Y	73	SRNA	Perm	A	1.00	\$ 51,312	1.00	25.00/hr	Y
AGS889	MA	4/16/2014	27943	Scoreboard Supervisor 50% FTE		84	SR17	Perm	B	0.50	\$ 36,516	0.50	18.26/hr	Y
AGS889	MA	4/16/2014	121149	Stadium Security Officer		84	SR21	Vicing	B			1.00	21.34/hr	Y
AGS130	EG	4/28/2014	121194	Senior Project Manager	Y	73	SRNA	Perm	A	1.00	\$ 35,000	1.00	\$ 65,004	
AGS130	EG	5/1/2014	121193	Senior Project Manager	Y	73	SRNA	Perm	A	1.00	\$ 35,000	1.00	\$ 72,996	
AGS231	FA	5/1/2014	1259	Janitor II		01	BC02	Perm	A	1.00	\$ 33,228	1.00	\$ 34,560	
AGS231	FA	5/1/2014	15726	Janitor II		01	BC02	Perm	A	1.00	\$ 33,228	1.00	\$ 34,560	
AGS881	LA	5/1/2014	100256	Executive Director	Y	93	SRNA	Perm	A	0.50	\$ 48,510	0.50	\$ 42,498	
AGS881	LA	5/1/2014	100256	Executive Director	Y	93	SRNA	Perm	N	0.50	\$ 48,510	0.50	\$ 42,498	
AGS889	MA	5/1/2014	27943	Scoreboard Supervisor 50% FTE		84	SR17	Perm	B	0.50	\$ 36,516	0.50	18.26/hr	Y
AGS103	CC	5/5/2014	120982	Accountant VI		13	SR26	Perm	A	1.00	\$ 35,112	1.00	\$ 73,032	
AGS879	OA	5/5/2014	101885	Election Specialist	Y	63	SRNA	Temp	A	0.50	\$ -	1.00	\$ 29,208	
AGS211	HA	5/6/2014	2758	Office Assistant III		63	SR08	Perm	A	1.00	\$ 30,036	1.00	12.34/hr	Y
AGS103	CC	5/16/2014	22956	Control Accounts Bookkeeper I		63	SR15	Perm	A	1.00	\$ 48,048	1.00	\$ 42,684	
AGS130	EG	5/16/2014	121104	Deputy Chief Information Officer	Y	73	SRNA	Perm	A	1.00	\$ 56,000	1.00	\$ 112,500	
AGS131	EA	5/16/2014	120432	Senior IT Systems Analyst	Y	73	SRNA	Perm	B	1.00	\$ 80,000	1.00	\$ 80,004	
AGS879	OA	5/16/2014	106053	Election Assistant	Y	63	SRNA	Temp	A	0.50	\$ 11,826	1.00	\$ 11,682	
AGS879	OA	5/16/2014	106053	Election Assistant	Y	63	SRNA	Temp	N	0.50	\$ 11,826	1.00	\$ 11,682	
AGS879	OA	5/19/2014	105929	Hotline Operator	Y	63	SRNA	Temp	A	0.21	\$ -	1.00	\$ 19,968	
AGS901	AC	5/19/2014	44852	Personnel Clerk IV		63	SR11	Perm	A	1.00	\$ 33,756	1.00	\$ 28,836	
AGS111	DA	5/20/2014	42719	Archivist III		13	SR20	Perm	A	1.00	\$ 45,576	1.00	21.06/hr	Y



Department of Accounting and General Services  
Positions Filled from July 1, 2013 to November 30, 2014

Table 15

Prog ID	Sub-Org	Effective Date Position Filled	Position Number	Position Title	Exempt (Y/N)	SR Level	BU Code	T/P	MOF	Budgeted FTE	Budgeted Salary	Actual FTE	Actual Salary	Occupied by 89 Day Hire (Y/N)
AGS111	DA	5/20/2014	120676	Acquisition Specialist	Y	13	SRNA	Temp	A	1.00	\$ 51,000	1.00	\$ 49,308	
AGS901	AB	5/20/2014	6430	Pre-Audit Clerk I		63	SR11	Perm	A	1.00	\$ 36,516	1.00	13.86/hr	Y
AGS232	FE	5/21/2014	22452	Janitor II		01	BC02	Perm	A	1.00	\$ 33,228	1.00	\$ 34,560	
AGS231	FA	6/2/2014	1346	Janitor II		01	BC02	Perm	A	1.00	\$ 33,228	1.00	\$ 34,560	
AGS231	FA	6/2/2014	17060	Management Analyst II		13	SR18	Perm	A	1.00	\$ 57,708	1.00	\$ 40,548	
AGS231	FA	6/2/2014	18551	Janitor II		01	BC02	Perm	A	1.00	\$ 33,228	1.00	\$ 34,560	
AGS240	JA	6/3/2014	12958	Office Assistant III		03	SR08	Perm	A	1.00	\$ 37,968	1.00	\$ 31,236	
AGS240	JA	6/3/2014	120808	Purchasing Specialist IV		73	SR22	Perm	A	1.00	\$ 32,319	1.00	22.79/hr	Y
AGS879	OA	6/9/2014	105761	Elections Logistics Worker	Y	61	SRNA	Temp	A	0.42	\$ -	1.00	\$ 19,200	
AGS879	OA	6/9/2014	105933	Hotline Operator	Y	63	SRNA	Temp	A	0.21	\$ -	1.00	\$ 19,200	
AGS103	CC	6/10/2014	120983	Accountant V		13	SR24	Perm	A	1.00	\$ 35,112	1.00	\$ 70,188	
AGS130	EG	6/16/2014	121103	Deputy Chief Information Officer	Y	73	SRNA	Perm	A	1.00	\$ 56,000	1.00	\$ 112,500	
AGS231	FA	6/16/2014	18551	Janitor II		01	BC02	Perm	A	1.00	\$ 33,228	1.00	\$ 34,560	
AGS879	OA	6/19/2014	105932	Elections Clerk	Y	63	SRNA	Temp	A	0.50	\$ -	1.00	\$ 19,968	
AGS879	OA	6/23/2014	105763	Election Logistics Worker	Y	61	SRNA	Temp	A	0.42	\$ -	1.00	\$ 19,200	
AGS879	OA	6/23/2014	105764	Election Logistics Worker	Y	61	SRNA	Temp	A	0.42	\$ -	1.00	\$ 19,200	
AGS131	EC	6/30/2014	13700	Information Technology Manager		35	EM05	Perm	A	1.00	\$ 71,760	1.00	\$ 94,008	
AGS111	DA	7/1/2014	120820*	Digital Archives Specialist	Y	73	SRNA	Temp	B	1.00		1.00	18.00/hr	
AGS111	DA	7/1/2014	120821*	Digital Archives Specialist	Y	73	SRNA	Temp	B	1.00		1.00	18.00/hr	
AGS130	EG	7/1/2014	121313	OIMT Accountant	Y	73	SRNA	Perm	A	1.00	\$ 51,312	1.00	\$ 55,008	
AGS211	HA	7/1/2014	2746	Land Boundary Surveyor I		23	SR18	Perm	A	1.00	\$ 64,920	1.00	19.49/hr	Y
AGS881	LA	7/1/2014	16047	Secretary II		63	SR14	Perm	A	0.50	\$ -	0.50	\$ 17,556	
AGS130	EG	7/2/2014	121122	OIMT Administrative Services Officer	Y	93	SRNA	Perm	A	1.00	\$ 90,524	1.00	\$ 95,004	
AGS111	DA	7/7/2014	120818*	Digital Archives Specialist	Y	73	SRNA	Temp	B	1.00		1.00	18.00/hr	
AGS130	EG	7/8/2014	120430	Senior Communications Manager	Y	73	SRNA	Perm	A	1.00	\$ 73,500	1.00	35.30/hr	Y
AGS240	JA	7/8/2014	12957	Purchasing Specialist IV		13	SR22	Perm	A	1.00	\$ 47,412	1.00	\$ 53,364	
AGS881	LA	7/9/2014	52287	Arts Program Specialist II		13	SR18	Perm	B	1.00	\$ 42,132	1.00	19.49/hr	Y
AGS221	IA	7/16/2014	48137**	Account Clerk IV		03	SR13	Perm	CIP	1.00		1.00	\$ 33,720	
AGS232	FE	7/16/2014	110527	Janitor II		01	BC02	Perm	A	1.00	\$ 33,228	1.00	\$ 35,256	
AGS231	FA	8/1/2014	22557	Janitor II		01	BC02	Perm	A	1.00	\$ 33,228	1.00	\$ 35,256	
AGS240	JA	8/1/2014	12523	State Procurement Asst. Administrator		35	EM07	Perm	A	1.00	\$ 82,500	1.00	\$ 95,568	
AGS251	GA	8/1/2014	13901	Automotive Technician I		01	BC11	Perm	W	1.00	\$ 47,928	1.00	\$ 50,856	
AGS881	LA	8/1/2014	27869	Arts Program Specialist III		13	SR22	Perm	B	1.00	\$ 45,576	1.00	\$ 47,400	
AGS881	LA	8/1/2014	45697	Information Specialist III		13	SR20	Perm	B	1.00	\$ 42,132	1.00	\$ 43,812	
AGS240	JA	8/4/2014	120824	Purchasing Specialist III		13	SR20	Perm	A	1.00	\$ 29,877	1.00	21.06/hr	Y
AGS252	GB	8/4/2014	26869	Office Assistant III		03	SR08	Perm	W	1.00	\$ 25,668	1.00	\$ 26,700	
AGS807	FQ	8/4/2014	21389	Engineer VI		23	SR26	Perm	A	1.00	\$ 64,920	1.00	\$ 57,720	
AGS879	OA	8/7/2014	105765	Elections Logistics Worker	Y	61	SRNA	Temp	A	0.42	\$ 8,000	1.00	\$ 19,584	
AGS889	MA	8/11/2014	27944	Engineer VI		23	SR28	Perm	B	1.00	\$ 62,424	1.00	\$ 96,096	

Department of Accounting and General Services  
Positions Filled from July 1, 2013 to November 30, 2014

Table 15

Prog ID	Sub-Org	Effective Date Position Filled	Position Number	Position Title	Exempt (Y/N)	SR Level	BU Code	T/P	MOF	Budgeted FTE	Budgeted Salary	Actual FTE	Actual Salary	Occupied by 89 Day Hire (Y/N)
AGS221	IA	8/18/2014	116798**	Architect V		23	SR26	Perm	CIP	1.00		1.00	\$ 60,012	
AGS231	FA	8/18/2014	27141	Janitor II		01	BC02	Perm	A	1.00	\$ 33,228	1.00	\$ 35,256	
AGS251	GA	8/18/2014	48119	Automated Systems Equipment Tech I		01	BC14	Perm	W	0.50	\$ 26,766	0.50	\$ 28,404	
AGS252	GB	8/18/2014	48119	Automated Systems Equipment Tech I		01	BC14	Perm	W	0.50	\$ 26,766	0.50	\$ 28,404	
AGS252	GB	8/18/2014	120962	Parking & Security Officer I		03	SR09	Perm	W	1.00	\$ 27,756	1.00	\$ 27,768	
AGS881	LA	8/22/2014	121288	Arts Program Specialist III		73	SR20	Vicing	B			1.00	21.06/hr	Y
AGS879	OA	8/25/2014	101885	Election Specialist CCOPS	Y	63	SRNA	Temp	A	0.50	\$ 13,140	1.00	\$ 29,208	
AGS879	OA	8/26/2014	101164	Election Clerk	Y	63	SRNA	Temp	A	0.50	\$ 10,400	1.00	9.60/hr	
AGS231	FA	9/8/2014	22557	Janitor II		01	BC02	Perm	A	1.00	\$ 33,228	1.00	\$ 35,256	
AGS252	GB	9/8/2014	45134	Parking & Security Officer I		03	SR09	Perm	W	1.00	\$ 28,836	1.00	\$ 27,768	
AGS881	LA	9/26/2014	121424	Office Assistant III		63	SR08	Perm	N			1.00	12.84/hr	Y
AGS211	HA	9/30/2014	2758	Office Assistant III		63	SR08	Perm	A	1.00	\$ 30,036	1.00	12.34/hr	Y
AGS130	EG	10/1/2014	120426	Senior IT Program Manager	Y	73	SRNA	Perm	B	1.00	\$ 120,000	1.00	\$ 125,004	
AGS130	EG	10/1/2014	120430	Senior Communications Manager	Y	73	SRNA	Perm	B	1.00	\$ 73,500	1.00	\$ 85,008	
AGS130	EG	10/1/2014	121401	Portfolio Management Assistant	Y	73	SRNA	Perm	A	1.00	\$ 57,000	1.00	\$ 50,004	
AGS231	FA	10/1/2014	121311	Janitor II		61	BC02	Vicing	A			1.00	16.95/hr	Y
AGS807	FP	10/1/2014	21146	Painter II		01	WS09	Perm	A	1.00	\$ 47,268	1.00	\$ 50,160	
AGS901	AB	10/1/2014	17220	Pre-Audit Clerk III		04	SR15	Perm	A	1.00	\$ 51,936	1.00	\$ 48,024	
AGS130	EG	10/2/2014	121434	OIMT Contracts & Procurement Specialist	Y	73	SRNA	Perm	A	1.00	\$ 51,312	1.00	35.30/hr	Y
AGS221	IA	10/6/2014	17223**	Account Clerk III		03	SR11	Perm	CIP	1.00		1.00	\$ 29,988	
AGS807	FQ	10/14/2014	39455	Office Assistant III		03	SR08	Perm	A	1.00	\$ 30,036	1.00	\$ 26,700	
AGS130	EG	10/22/2014	121415	OIMT Program Budget Analyst	Y	73	SRNA	Perm	A	1.00	\$ 57,000	1.00	\$ 61,008	
AGS901	AB	10/23/2014	43786	Pre-Audit Clerk I		03	SR11	Perm	A	1.00	\$ 39,480	1.00	\$ 29,988	
AGS901	AB	10/27/2014	6430	Pre-Audit Clerk I		03	SR11	Perm	A	1.00	\$ 36,516	1.00	\$ 29,988	
AGS879	OA	11/1/2014	101160	Election Specialist	Y	63	SRNA	Temp	A	1.00	\$ 29,952	1.00	\$ 27,048	
AGS240	JA	11/3/2014	102618	Purchasing Specialist V		73	SR24	PERM	A	1.00	\$ 51,312	1.00	\$ 57,720	
AGS252	GB	11/3/2014	48118	Parking & Security Officer I		03	SR09	Perm	W	1.00	\$ 26,700	1.00	\$ 27,768	
AGS130	EG	11/17/2014	121391	Senior IT Enterprise Architect	Y	73	SRNA	Perm	A	1.00	\$ 94,000	1.00	\$ 94,008	
AGS901	AB	11/17/2014	43787	Pre-Audit Clerk I		03	SR11	Perm	A	1.00	\$ 30,036	1.00	\$ 29,988	
AGS881	LA	11/18/2014	52287	Arts Program Specialist II		73	SR18	PERM	B	1.00	\$ 42,132	1.00	\$ 40,548	
* Temporary Positions Budgeted as a lump sum														
**CIP positions are budgeted as a lump sum														

## Part III. Impact of Restriction

Within the last ten years, the State Procurement Office (SPO) working environment has evolved and changed dramatically with new initiatives, added responsibilities and resource reductions.

New initiatives capitalized on the capabilities of the Internet, email, software advancements and improved business processes. Development and implementation of the Purchasing Card (pCard) program, the Procurement Notice System (PNS), the Hawaii Compliance Express (HCE), Awards Reporting System, the State of Hawaii Electronic Procurement System (HlePRO), On-Demand training and other Internet and process innovations significantly changed the procurement landscape and drives home the need to rebuild and reinforce the SPO workforce. Remaining within the paradigms of archaic paper-based processes for small purchases, competitive sealed bidding, competitive sealed proposals, professional services procurement, price and vendor lists, vendor payment, information distribution, data sharing, etc. is not a viable option.

Beginning with the 2003 legislative session, new mandates have expanded the scope and responsibilities of the SPO without providing additional resources.

- Act 52, SLH 2003, mandated verification of vendor compliance for taxes, labor laws, and business registration upon award of a contract. This resulted in the implementation of processes for submittal of tax clearances, Department of Labor and Industrial Relations' application for certificate of compliance, and Department of Commerce and Consumer Affairs' certificate of Good Standing by vendors to verify their compliance with the requirements of §103D-310(c), HRS.
- Act 216, SLH 2004, amended professional services procurement to add clarifying language; added 10 factors for CPO consideration on debarments; amended Act 52, SLH 2003 to require verification of vendor compliance for all listed procurement methods upon contract award.
- Act 50, SLH 2005, underscored the need to promote the growth and development of small businesses. It focused on the adoption of rules to include set-asides for small businesses and criteria designed to encourage the use of small businesses as subcontractors on large contracts.
- Act 283, SLH 2006, increased the small purchase threshold from less than \$25,000 to less than \$50,000 and mandated that all purchases between \$25,000 to less than \$50,000 be issued via e-procurement.
- Act 142, SLH 2007, authorized the procurement policy board to set administrative fines and authorized the chief procurement officer to assess the administrative fines.
- Act 203, SLH 2008, provided that if a procurement officer under the jurisdiction of the Administrator of the SPO or a chief procurement officer of any of the other state entities under §103D-203, fails to comply with any determination rendered by the administrator within thirty days from the date of the issuance of the determination, or longer if permitted by the administrator upon request by the procurement officer or a chief procurement officer, the procurement officer or chief procurement officer shall be subject to an administrative fine under §103D-106, for every day of noncompliance.

- Act 194, SLH 2008, coordinated responsibility for procurement training from the DHRD to the SPO and provided that initial training is to be mandatory for all state procurement officers and thereafter follow-up sessions for those officers as determined by the SPO to be in need of training based upon the history of compliance with the governmental body to which the procurement officer is attached, or as otherwise selected for attendance for any reason by the SPO. Attendance for other state procurement officers at follow-up sessions and for county procurement officers at all sessions was encouraged.
- Act 150, SLH 2009, provided for an expedited procurement process for federal funds authorized by the American Recovery and Reinvestment Act of 2009.
- Act 175, SLH 2009, provided for changes impacting procurement exemptions, preferences, protests and disputes; increased the small purchase threshold from less than \$50,000 to less than \$100,000 for goods or services and required that all purchases between \$25,000 to less than \$100,000 be issued via e-procurement; and mandated the keeping of statistics on solicitations and awards protested under §103D-701.
- Act 207, SLH 2010, amended §103D-101 on ethical public procurement, addressing public employees and bidders, offerors, contractors, or businesses taking part in public procurement, be conducted in an ethical manner.
- Act 131, SLH 2011, provided procurement authority to semi-autonomous county public transit agencies, thus allowing them to function as a semi-autonomous agency in their respective counties and adds the director of the agency as directed by the county charter as an authorized chief procurement officer.
- Act 190, SLH 2011, mandated all vendors, upon award of contract, shall comply with all laws governing entities doing business in the states, requiring purchasing agencies to additionally verify compliance for small purchase awards \$2500 or more.
- Act 211, SLH 2011, amended §103D-303 on competitive sealed proposals to clarify that construction projects may use the competitive sealed proposal (aka RFP) process for design-build projects; adds definition for "Design-build". Allows for the procurement officer to prequalify a short list of no more than three responsible offerors, and to pay a conceptual design fee to non-selected offerors.
- Act 173, SLH 2012, mandated the SPO keep statistics on solicitations and awards protested under §103D-701 for the purpose of improving procurement procedures.
- Act 222, SLH 2012, mandated the SPO submit monthly reports to the legislature on the status of information technology procurements for authorized projects undertaken by the office of information management and technology (OIMT). The SPO is working with OIMT to conduct various procurements for OIMT to meet its goals and mission, including the issuance of the State Unified Resource Framework (SURF) solicitation, formerly known as the Enterprise Resource Planning (ERP) solicitation.
- SCR 40, SLH 2012, directed the renaming of and the extension of the prompt payment task force to develop recommendations to address issues that affect procurement for goods and services purchased through nonprofit organizations, including human service nonprofit organizations that deliver pivotal goods and services to individuals, families, communities, and other small businesses.
- Act 87, SLH 2013, required all University of Hawaii procurements for construction, including consultant services necessary for construction, to be subject to the control of, and performed by, the Department of Accounting and General Services. It also requires the Administrator of the SPO to submit a report to the legislature on its findings and

recommendations, including any proposed legislation, relating to the transparency, efficiency, and compliance of the University of Hawaii's procurement of construction contracts and construction-related consultant services pursuant to HRS chapter 103D.

- HR 134 and HCR 176, SLH 2014, directed the SPO conduct a study on the feasibility, necessary processes, and costs relative to requiring the consideration of past performance as a factor in awarding public contracts, including low bid contracts.

In addition, the SPO is responsible for researching current statute and rules and representing the procurement community to look at improving the procurement process across the State. This includes large programs such as the Health and Human Services Action Group for the Center of Excellence, the Past Performance Study, the IT Transformation and the Small Business Set-aside Initiatives for 2014/2015 and beyond.

Compounding support issues was the elimination of six employment authorizations during the 2009 and 2010 legislative sessions. To best support its customer requirements, SPO prioritized and redistributed workloads, leveraged new technological systems and applications, and greatly expanded the number and scope of its training courses. The 2011 legislative session added five new employment authorizations. However, it also included a legislative adjustment to reduce funding by \$80,000 due to fiscal constraints. This reduction in funding has yet to be restored to the SPO.

In addition, the SPO personnel have to supplement for the work of the Procurement Policy Board support staff (per HRS §103D-201(c)), where no position has been authorized and SPO personnel spend an approximate 1,000 hours a year on work entailing, policy research, benchmarking, collecting and collating business analytics, event planning, board logistics, board nominations, public notices and communications, and legislative and rule write-ups.

Loss of personnel resources due to budgetary reductions coupled with increasing responsibilities due to passage of new procurement resolutions and acts unfunded by the State Legislature have adversely impacted the SPO and procurements overall. The most apparent result is the reduction of SPO issued master contracts referred to as price and vendor list contracts for a variety of goods and services has further exacerbated the problem with agency personnel having to expend additional time to perform more small purchases on an individual basis, and non-procurement specialists in the departments having to prepare and execute complex solicitations.

Since 2008, the SPO has done more with less. Personnel have responded to the challenges of meeting increasing responsibilities with diminishing resources. They have accepted more work and also different kinds of assignments, intensifying stress, requiring continuous learning and demanding flexibility. Without relief, it would not be unexpected if burnouts start occurring, impacting high achievement employees and SPO's customers.

The risk of adding restrictions to the SPO's budget will have statewide implications with opportunities missed for cost reductions, contractual compliance, leverage solicitations and knowledge sharing, precision specifications, avoidance of litigation, and more. Similarly, program operations and results will suffer as complex solicitations are prepared by program personnel not properly trained, without efficient electronic procurement systems and with limited technical consultation support from knowledgeable and experienced procurement specialists.

This would significantly increase both short- and long-term risks statewide, the costs of which would greatly outweigh any savings achieved by reducing the SPO's budget.

The impact of this reduction falls directly upon SPO's customers statewide to include departments, agencies, counties, and the business/vendor community. Loss of experienced personnel and increased responsibilities will necessarily lead to reduced solicitations for agency requirements, no audits, impaired procurement training and appreciably slower responses to requests for reviews/approvals, consultation and advisory services. For the SPO staff assigned more duties and responsibilities, prolonged stressful working conditions.

Procurements limited to department or agency requirements will not be supported. Adverse impacts in this area clearly fall upon the agencies as they will assume more procurement responsibilities while absorbing resource reductions.

Electronic procurement will be significantly impaired as the SPO will no longer be able to afford licensing fees for the National Institute of Governmental Purchasing (NIGP) commodity codes used by the new eProcurement system, HlePRO, to notify vendors of solicitations specific to the goods or services they provide. The NIGP code was used by the previous electronic procurement system, HePS, from 2008 to 2013 and it is the code the vendors are most familiar with. HlePRO, has already implemented the NIGP code and to change now would have a major impact and confusion on both government employees and vendors. Changing commodity codes may result in vendors not receiving e-mail notifications or registering for the appropriate codes, resulting in less competition and ultimately higher prices for Hawaii's government agencies.

This reduction will severely obstruct the SPO from providing effective and efficient procurement services to the taxpayers of Hawaii and stakeholders in the State and County agencies. With even fewer personnel to support customer requirements, the SPO will be forced to reprioritize the workload on already overburdened staff. In particular purchasing services, policy and compliance services, and electronic procurement and specialized services would be severely diminished.

End results would include a considerable liability to the State with the SPO not legally fulfilling its duties and responsibilities in respect to statute, associated financial costs if the State is sued in court by contractors doing business with the State, increased procurement violations from procurement officials procuring on less than adequate training and advisory services, and departments unable to procure timely due to appreciably slower responses to requests for reviews/approvals, consultation and advisory services. Furthermore, inability to properly manage contracts will lead to increased modifications and change orders, which often double the dollar threshold of the original base contract. Lack of education and assistance with planning an acquisition creates an increase in scope after contract award, resulting in increased funding of the contract. Lack of education and guidance in cost and price analysis and independent government cost estimates creates a gaping hole in cost control and contract management, thus resulting in an extended delivery/implementation time at a much greater cost than originally planned.

Department of Accounting and General Services  
Active Contracts as of December 1, 2014

Accounting Division - Systems Accounting Branch

<u>Prog ID</u>	<u>MOF</u>	<u>Frequency</u>		<u>Max Value</u>	<u>Outstanding Balance</u>	<u>Term of Contract</u>			<u>Organization</u>	<u>Category E/L/P/C/G/S</u>	<u>Description</u>	<u>Explanation of How Contract is Monitored</u>	<u>POS Y/N</u>
		<u>Amount</u>	<u>(M/A/O)</u>			<u>Date Executed</u>	<u>From</u>	<u>To</u>					
AGS-101/CA	A	\$107	M	\$6,447	\$3,868	12/21/2012	12/21/2012	12/20/2017	Xerox Corp.	E	Xerox Copier W7120P 60 Months Lease-Systems Accounting Branch	*See footnote below	N

\*Pursuant to HRS Section 103-10, payment shall be made no later than 30 calendar days following the date of receipt of the invoice or satisfactory delivery of the goods or performance of services, whichever is later. The vendor/contractor is owed interest if they cannot be paid within this time period.

Pursuant to HRS Section 40-56, the person directly responsible for purchase order/contract signs a certification validating that goods and services have been received in good order and condition on the invoice.

Act/Year	Dept	ProgID	SeqNo	Description	Comments	Amount used as of December 1							
						FY15 Appropriation							
						MOF	Temp Pos.	Perm. Pos.	Amount	Temp Pos.	Perm. Pos.	Amount	Comments
Act134/13	AGS	AGS103	90001	EXECUTIVE REQUEST: ADD (2) POSITIONS AND FUNDS FOR COMPREHENSIVE ANNUAL FINANCIAL REPORT.	LEGISLATURE CONCURS. DETAIL OF GOVERNOR'S REQUEST: (2) ACCOUNTANT VI SR26 (FY14: 35,112; FY15: 70,224 EACH) TRAINING (12,000) EQUIPMENT: (FY14: 14,500) REDUCTION IN OVERTIME (FY:15 -23,400) CONTRACTED ACCOUNTING SERVICE (FY15: - 80,000)	A		2.00	49,048		2.00	58,004	Both positions are filled. Appropriations were not used for purposes other than described in the budget.
Act134/13	AGS	AGS111	90900	EXECUTIVE REQUEST: ADD (1) TEMPORARY POSITION AND FUNDS FOR COMPLETION OF PILOT AND PRODUCTION PHASES OF HAWAII STATE DIGITAL ARCHIVES.	LEGISLATURE CONCURS. FY15 FUNDING FROM LONG-TERM ACCESS SPECIAL FUND PENDING PASSAGE OF SB997. DETAIL OF GOVERNOR'S REQUEST: (1) ACQUISITION SPECIALIST (#120676; FY14: 31,000A; FY15: 31,000B) (4) PAID INTERNSHIPS (#120821, #120820, #120819, #120818; 45,000 PAID HOURLY PER SEMESTER) FRINGE BENEFITS (FY15: 31,920B) SUPPLIES (FY14: 3,000A; FY15: 3,000B) TRAVEL (FY14: 5,600A; FY15: 5,600B) TRAINING (FY14: 2,000A; FY15: 2,000B) COMMUNICATIONS (FY14: 2,400A; FY15: 2,400B) CONSULTANT FEES (FY14: 150,000A; FY15: 150,000/B) PILOT HARDWARE/SOFTWARE/STORAGE (15,500A) PRODUCTION SERVERS STORAGE (18,000B) 4 YEAR REPLACEMENT CYCLE ON HARDWARE/SOFTWARE (10,000) SYSTEM GROWTH (12,000B) BACKUP LICENSES (FY14: 3,000A; FY15: 3,000B) BACKUP TAPES (FY14: 5,000A; FY15: 12,000B)	B	1.00	-	325,920	1.00		192,584	PERSONNEL COSTS: TOTAL INCLUDES (1) ACQUISITION SPECIALIST, PAID INTERNSHIPS AND FRINGE. ACQUISITION SPECIALIST POSITION CHANGES TO PERMANENT THROUGH ACT122/14 AND PART OF THIS POSITIONS SALARY AND ADDITIONAL FRINGE INCLUDED IN 2014 SESSION NUMBERS.  OTHER CURRENT EXPENSES INCLUDING TRAVEL FUNDS, OFFICE SUPPLIES, SECURITY  CONSULTANT FEES CONSULTANT FEES ENCUMBERED - \$100000 HARDWARE/SOFTWARE



Act/Year	Dept	ProgID	SeqNo	Description	Comments	Amount used as of December 1							
						FY15 Appropriation							
						MOF	Temp Pos.	Perm. Pos.	Amount	Temp Pos.	Perm. Pos.	Amount	Comments
Act122/14	AGS	AGS111	100001	SUPPLEMENTAL REQUEST: ADD (1) POSITION AND FUNDS FOR STATE ARCHIVES PRESERVATION.	LEGISLATURE CONCURS.	B		1.00	92,400			44708	
					DETAIL OF GOVERNOR'S REQUEST: (1) ACQUISITION SPECIALIST (#120676; 20,000) FRINGE BENEFITS (8,400) ASSESSMENT FOR CENTRAL SERVICE EXPENSE (40,000) ASSESSMENT FOR DEPARTMENTAL ADMINISTRATIVE EXPENSES (9,000) PROCESSING FEES (15,000)  \$25,000 NON-RECURRING.							PERSONNEL COSTS AND FRINGE UP TO 11/30/2014 APPEAR IN YR 2013 APPROPRIATION  34434 ASSESSMENT FEES. NO FEES ASSESSED BY HIC FOR PROCESSING TO DATE.	

Act/Year	Dept	ProgID	SeqNo	Description	Comments	FY15 Appropriation			Amount used as of December 1			Comments	
						MOF	Temp Pos.	Perm. Pos.	Amount	Temp Pos.	Perm. Pos.		Amount
Act134/13	AGS	AGS130	90900	EXECUTIVE REQUEST: ADD (7) POSITIONS AND FUNDS FOR DAILY OPERATING EXPENSES.	LEGISLATURE DOES NOT CONCUR. REDUCES 29,000 IN FY14 AND 64,500 IN FY15 FOR (1) DEPUTY CHIEF INFORMATION OFFICER - OPERATIONS AND 29,000 IN FY14 AND 64,500 IN FY15 FOR (1) DEPUTY CHIEF INFORMATION OFFICER - BUSINESS FOR SALARY ADJUSTMENT. REDUCES (1) EXECUTIVE ASSISTANT (FY14: 32,500; FY15: 68,000), (1) ADMINISTRATIVE ASSISTANT (FY14: 27,500; FY15: 57,000 EACH), (1) PROCUREMENT ASSISTANT (FY14: 27,500; FY15: 57,000 EACH), OFFICE SPACE AND SUPPLIES (400,000), TRAVEL (500,000), TRAINING AND SUBSCRIPTIONS (FY14: 224,500; FY15: 225,000).  DETAIL OF GOVERNOR'S REQUEST: (1) DEPUTY CHIEF INFORMATION OFFICER - OPERATIONS (FY14: 85,000; FY15: 177,000) (1) DEPUTY CHIEF INFORMATION OFFICER - BUSINESS (FY14: 85,000; FY15: 177,000) (1) EXECUTIVE ASSISTANT (FY14: 32,500; FY15: 68,000) (2) ADMINISTRATIVE ASSISTANT (FY14: 27,500; FY15: 57,000 EACH) (2) PROCUREMENT ASSISTANT (FY14: 27,500; FY15: 57,000 EACH)	A		4.00	814,000		4.00	182,879	Personnel, office space, training, travel & subscriptions.

Act/Year	Dept	ProgID	SeqNo	Description	Comments	MOF	FY15 Appropriation			Amount used as of December 1			Comments
							Temp	Perm.	Amount	Temp	Perm.	Amount	
							Pos.	Pos.		Pos.	Pos.		
Act134/13	AGS	AGS130	91900	EXECUTIVE REQUEST: ADD FUNDS FOR VULNERABILITY MANAGEMENT.	LEGISLATURE DOES NOT CONCUR. REDUCES 925,000 FOR FY14 AND 2,600,000 FOR FY15.  PROVIDES FOR DESIGN AND IMPLEMENTATION OF SECURE INTERNAL NETWORK COMMUNICATIONS BETWEEN SERVERS AND LOCATIONS. DETAIL OF GOVERNOR'S REQUEST: SECURE APPLICATIONS TESTING SUPPORT (FY14: 650,000; FY15: 700,000) CONSULTING SUPPORT FOR SECURITY POSTURE DEVELOPMENT (FY14: 675,000; FY15: 700,000) SECURE APPLICATIONS TESTING EQUIPMENT (FY14: 500,000) ENTERPRISE SECURITY OPERATIONS EQUIPMENT (2,000,000) COMPUTER INCIDENT RESPONSE CENTER EQUIPMENT (FY15: 100,000)	A	-	900,000			496,601		
Act134/13	AGS	AGS130	92900	EXECUTIVE REQUEST: ADD FUNDS FOR SHARED SERVICE CENTER OPERATIONS.	LEGISLATURE CONCURS. DETAIL OF GOVERNOR'S REQUEST: CONSULTING SUPPORT AND DESIGN (FY14: 1,000,000; FY15: 1,439,000) SOFTWARE LICENSES (FY14: 500,000; FY15: 520,000)	A	-	1,959,000			1,952,945		
Act134/13	AGS	AGS130	93900	EXECUTIVE REQUEST: ADD (1) POSITION AND FUNDS FOR DATA CENTER CONSOLIDATION.	LEGISLATURE CONCURS. DETAIL OF GOVERNOR'S REQUEST: (1) DATA CENTER PROJECT MANAGER (FY14: 50,000; FY15: 104,000) HOSTING SERVICES, SYSTEM MIGRATION, PLANNING, AND TECHNICAL ARCHITECTURE (FY14: 2,700,000; FY15: 1,700,000)	A	1.00	1,804,000		1.00	1,757,172		

Act/Year	Dept	ProgID	SeqNo	Description	Comments	Amount used as of December 1							
						MOF	FY15 Appropriation			Temp Pos.	Perm. Pos.	Amount	Comments
							Temp Pos.	Perm. Pos.	Amount				
Act134/13	AGS	AGS130	94900	EXECUTIVE REQUEST: ADD FUNDS FOR DATA LOSS PREVENTION (DLP).	LEGISLATURE DOES NOT CONCUR. REDUCES 600,000 FOR FY14. DETAIL OF GOVERNOR'S REQUEST: CONSULTING SUPPORT FOR DLP (FY14: 500,000) OPERATIONS AND MAINTENANCE FOR DLP DEVICES (500,000) DLP DEVICES FOR EIGHTEEN DEPARTMENTS (FY14: 1,500,000)	A		-	500,000			329,459	
Act134/13	AGS	AGS130	95900	EXECUTIVE REQUEST: ADD FUNDS FOR ONENET OPERATIONS.	LEGISLATURE CONCURS.	A		-	575,000			382,037	
Act134/13	AGS	AGS130	96900	EXECUTIVE REQUEST: ADD (10) POSITIONS AND FUNDS FOR ENTERPRISE PROJECT MANAGEMENT OFFICE (EPMO).	LEGISLATURE DOES NOT CONCUR. REDUCES CONSULTING SUPPORT FOR EPMO (FY14: 24,410; FY15: 800), (4) SENIOR PROJECT MANAGERS AND REDUCES SALARIES TO (FY14: 35,000; FY15: 75,000).  DETAIL OF GOVERNOR'S REQUEST: (10) SENIOR PROJECT MANAGER (FY14: 60,000; FY15: 124,800) CONSULTING SUPPORT FOR EPMO (FY14: 2,492,750; FY15: 1,138,000)	A		6.00	1,587,200		6.00	1,434,506	
Act134/13	AGS	AGS130	97900	EXECUTIVE REQUEST: ADD (2) POSITIONS AND FUNDS FOR ENTERPRISE ARCHITECTURE AND PORTFOLIO MANAGEMENT.	LEGISLATURE DOES NOT CONCUR. REDUCES (1) SENIOR PORTFOLIO MANAGER (FY14: 45,000; FY15: 94,000), CONSULTING SUPPORT (FY14: 1,000,000; FY15: 1,070,000).  DETAIL OF GOVERNOR'S REQUEST: (1) SENIOR ENTERPRISE ARCHITECT (FY14: 45,000; FY15: 94,000) (1) SENIOR PORTFOLIO MANAGER (FY14: 45,000; FY15: 94,000) CONSULTING SUPPORT FOR ENTERPRISE ARCHITECTURE AND PORTFOLIO MANAGEMENT (FY14: 3,000,000; FY15: 2,070,000)	A		1.00	1,094,000		1.00	958,180	

Act/Year	Dept	ProgID	SeqNo	Description	Comments	MOF	FY15 Appropriation			Amount used as of December 1			Comments
							Temp	Perm.	Amount	Temp	Perm.	Amount	
							Pos.	Pos.		Pos.	Pos.		
Act134/13	AGS	AGS130	98900	EXECUTIVE REQUEST: ADD FUNDS FOR DATA AT REST (DAR) PROTECTION.	LEGISLATURE CONCURS. PROVIDES FOR ENCRYPTION OF MOBILE DEVICES AND STATE OWNED LAPTOPS. DETAIL OF GOVERNOR'S REQUEST: CONSULTING SUPPORT FOR DAR ENCRYPTION (235,000) ENCRYPTION DEVICES (FY14: 1,000,000; FY15: 300,000)	A	-	300,000			-		
Act134/13	AGS	AGS130	99900	EXECUTIVE REQUEST: ADD FUNDS FOR ACTIVE DIRECTORY/DOMAIN NAME SERVER.	LEGISLATURE DOES NOT CONCUR. REDUCES 1,200,000 FOR FY14.  DETAIL OF GOVERNOR'S REQUEST: SOFTWARE LICENSES AND CONSULTING SUPPORT (FY14: 2,000,000; FY15: 500,000)	A	-	500,000			476,779		
Act134/13	AGS	AGS130	99901	EXECUTIVE REQUEST: ADD FUNDS FOR ADAPTIVE COMPUTING ENVIRONMENT (ACE).	LEGISLATURE CONCURS. DETAIL OF GOVERNOR'S REQUEST: CONSULTING SUPPORT FOR ACE (FY14: 500,000; FY15: 350,000)	A	-	350,000			-		
Act134/13	AGS	AGS130	99902	EXECUTIVE REQUEST: ADD (2) POSITIONS AND FUNDS FOR DOCUMENT MANAGEMENT.	LEGISLATURE CONCURS. DETAIL OF GOVERNOR'S REQUEST: (1) SENIOR RECORDS MANAGER (FY14: 42,500; FY15: 89,000) (1) JUNIOR RECORDS MANAGER (FY14: 27,750; FY15: 57,000) LEGACY RECORD MIGRATION AND IMAGING SERVICES (250,000) CONSULTING SUPPORT FOR RECORDS MANAGEMENT SYSTEM REQUIREMENTS AND DESIGN, SOFTWARE LICENSES (FY14: 260,000; FY15: 219,910)	A	2.00	615,910		2.00	332,637		
Act134/13	AGS	AGS130	99903	EXECUTIVE REQUEST: ADD FUNDS FOR IDENTITY, CREDENTIALS, AND ACCESS MANAGEMENT.	LEGISLATURE DOES NOT CONCUR. ADDS 250,000 FOR FY14 AND REDUCES 2,960,000 FOR FY15.  SOFTWARE LICENSES AND CONSULTING SUPPORT FOR ENTERPRISE IDENTITY SOLUTION.	A	-	1,300,000			1,300,000		

Act/Year	Dept	ProgID	SeqNo	Description	Comments	Amount used as of December 1							
						FY15 Appropriation						Comments	
						MOF	Temp Pos.	Perm. Pos.	Amount	Temp Pos.	Perm. Pos.		Amount
Act134/13	AGS	AGS130	99904	EXECUTIVE REQUEST: ADD FUNDS FOR VIDEO SUPPORT INITIATIVE AND ENTERPRISE COLLABORATION SOLUTION.	LEGISLATURE DOES NOT CONCUR. REDUCES 1,836,000 FOR FY14 AND 800,000 FOR FY15.  DETAIL OF GOVERNOR'S REQUEST: VIDEO SUPPORT DESIGN AND CONSULTING SERVICES (FY14: 400,000; FY15: 380,000) COLLABORATION SOLUTION DESIGN AND SOFTWARE LICENSES (FY14: 136,000; FY15: 120,000) VIDEO EQUIPMENT (FY14: 1,500,000; FY15: 500,000)	A		-	200,000			171,479	
Act134/13	AGS	AGS130	99905	EXECUTIVE REQUEST: ADD FUNDS FOR GEOSPATIAL INFORMATION SYSTEMS (GIS).	LEGISLATURE DOES NOT CONCUR. REDUCES 1,345,000 FOR FY14 AND 845,000 FOR FY15.  DETAIL OF GOVERNOR'S REQUEST: GEOPLATFORM LICENSES AND CONFIGURATION (FY14: 1,175,000; FY15: 800,000) DATA ACQUISITIONS (FY14: 400,00; FY15: 270,000) GIS PROGRAM SUPPORT (FY14: 145,000; FY15: 150,000)	A		-	375,000			-	
Act134/13	AGS	AGS130	99907	EXECUTIVE REQUEST: ADD (1) POSITION AND FUNDS FOR STATE RADIO PROGRAM.	LEGISLATURE CONCURS. DETAIL OF GOVERNOR'S REQUEST: (1) STATEWIDE INTEROPERABILITY COORDINATOR (FY14: 45,000; FY15: 94,000) COMPUTER AND CLIMBING EQUIPMENT (5,000)	A		1.00	94,000		1.00	39,584	
Act134/13	AGS	AGS130	99909	EXECUTIVE REQUEST: ADD FUNDS FOR BUSINESS PROCESS REENGINEERING.	LEGISLATURE DOES NOT CONCUR. REDUCES 50,000 FOR FY14.  CONSULTING SUPPORT FOR STREAMLINING BUSINESS PROCESSES.	A		-	625,000			622,152	

Act/Year	Dept	ProgID	SeqNo	Description	Comments	MOF	FY15 Appropriation			Amount used as of December 1			Comments
							Temp	Perm.	Amount	Temp	Perm.	Amount	
							Pos.	Pos.		Pos.	Pos.		
Act134/13	AGS	AGS130	99914	EXECUTIVE REQUEST: ADD FUNDS FOR INFORMATION TECHNOLOGY POLICY SUPPORT.	LEGISLATURE DOES NOT CONCUR. REDUCES 25,000 FOR FY14.	A	-	100,000	-	-	-		
Act134/13	AGS	AGS130	99915	EXECUTIVE REQUEST: ADD FUNDS FOR POSITION SALARIES.	LEGISLATURE DOES NOT CONCUR. REDUCE (1) TEMPORARY INFORMATION TECHNOLOGY PROGRAM MANAGER (#120426; 120,000), SALARIES FOR (1) TEMPORARY INFORMATION TECHNOLOGY PROGRAM MANAGER #120429 BY 37,244, (1) TEMPORARY TECH/ENTERPRISE ARCHITECT #120422 BY 36,000, (1) TEMPORARY SYSTEMS ANALYST #120432 BY 30,244, (1) TEMPORARY SENIOR INFORMATION TECHNOLOGY SECURITY MANAGER SROO #120431 BY 37,244, AND FRINGE BENEFITS BY 118,241.  PROVIDES FUNDING FOR (7) TEMPORARY POSITIONS TRANSFERRED FROM INFORMATION MANAGEMENT AND TECHNOLOGY SERVICES. DETAIL OF GOVERNOR'S REQUEST: (1) TEMPORARY CHIEF INFORMATION OFFICER (#120418; 188,688) (1) TEMPORARY INFORMATION TECHNOLOGY PROGRAM MANAGER (#120426; 120,000) (1) TEMPORARY INFORMATION TECHNOLOGY PROGRAM MANAGER (#120429; 110,244) (1) TEMPORARY TECHNICAL/ENTERPRISE ARCHITECT (#120422; 126,00) (1) TEMPORARY SYSTEMS ANALYST (#120432;	B	-	821,027	392,657	99-915 Combines with 101-001 for \$1.2M total combined funding			

Act/Year	Dept	ProgID	SeqNo	Description	Comments	FY15 Appropriation			Amount used as of December 1			Comments	
						MOF	Temp Pos.	Perm. Pos.	Amount	Temp Pos.	Perm. Pos.		Amount
Act122/14	AGS	AGS130	101001	SUPPLEMENTAL REQUEST: ADD FUNDS FOR SALARIES FOR OFFICE OF INFORMATION MANAGEMENT AND TECHNOLOGY.	LEGISLATURE DOES NOT CONCUR.  REDUCE \$121,027 FOR OTHER PERSONAL SERVICES.  DETAIL OF ADJUSTED GOVERNOR'S REQUEST: SENIOR TECHNOLOGY/ENTERPRISE ARCHITECT (#120422; 36,000B) SENIOR INFORMATION TECHNOLOGY PROGRAM MANAGER (#120426; 120,000B) SENIOR INFORMATION TECHNOLOGY PROJECT MANAGER (#120429; 37,244B) SENIOR INFORMATION TECHNOLOGY SECURITY MANAGER (#120431; 37,244B) SENIOR INFORMATION TECHNOLOGY SYSTEMS ANALYST (#120432; 30,244B) FRINGE BENEFITS (118,241B) OTHER PERSONAL SERVICES (121,027B)	B		-	378,973				99-915 Combines with 101-001 for \$1.2M total combined funding
Act134/13	AGS	AGS130	322900	GOVERNOR'S MESSAGE (3/22/13): ADD (15) POSITIONS AND FUNDS FOR ADMINISTRATIVE SUPPORT FOR ENTERPRISE RESOURCE PLANNING PROJECTS.	LEGISLATURE CONCURS.	A		15.00	665,000		4.00	95,800	Additional positions hired December 2014
Act134/13	AGS	AGS130	322902	GOVERNOR'S MESSAGE (3/22/13): ADD FUNDS FOR CONSOLIDATED DEPARTMENT PROCUREMENT.	LEGISLATURE CONCURS. FUNDS FOR ENTERPRISE SHARED SERVICES, NETWORK, DATA CIRCUITS, HARDWARE AND SOFTWARE LICENSING AND MAINTENANCE.	U		-	25,000,000			-	



Act/Year	Dept	ProgID	SeqNo	Description	Comments	Amount used as of December 1							
						FY15 Appropriation			Temp Pos.	Perm. Pos.	Amount	Comments	
						MOF	Temp Pos.	Perm. Pos.					
Act122/14	AGS	AGS131	100001	SUPPLEMENTAL REQUEST: ADD FUNDS FOR THE ACCESS HAWAII COMMITTEE.	LEGISLATURE CONCURS.  DETAIL OF GOVERNOR'S REQUEST: ACCESS HAWAII COMMITTEE PORTAL PROGRAM MANAGER (#120406; 27,576) FRINGE BENEFITS (11,593) SUPPLIES (400) MILEAGE (150) TRAVEL AND TRAINING (6,150) ACCOMMODATION SERVICES FOR PUBLIC PARTICIPATION AT ACCESS HAWAII COMMITTEE MEETINGS (800) SPECIAL FUND ASSESSMENTS (10,315) EQUIPMENT (3,000)	B		-	59,984				
Act134/13	AGS	AGS203	90001	EXECUTIVE REQUEST: ADD FUNDS FOR INSURANCE COSTS.	\$3,000 NON-RECURRING. LEGISLATURE DOES NOT CONCUR. REDUCES BY \$1,300,000 FOR FY14. FUNDING FOR INSURANCE POLICIES AT CURRENT COVERAGE LEVEL.	A		-	3,000,000		-	Insurance policy costs are expended in December of each year and FY15 insurance policy costs amounted to \$12,506,551. The adjustment amount of \$3 million was included in the December payment.	
Act122/14	AGS	AGS231	100001	SUPPLEMENTAL REQUEST: ADD FUNDS FOR ELECTRICITY FOR MAUI DISTRICT OFFICE.	LEGISLATURE CONCURS.  DETAIL OF GOVERNOR'S REQUEST: ELECTRICITY (130,000)	A		-	130,000		130,000		
Act122/14	AGS	AGS231	101001	SUPPLEMENTAL REQUEST: ADD FUNDS FOR UTILITIES FOR HAWAII DISTRICT OFFICE.	LEGISLATURE CONCURS.  DETAIL OF GOVERNOR'S REQUEST: UTILITIES (ELECTRICITY, WATER, SEWER) (236,846)	A		-	236,846		236,846		
Act134/13	AGS	AGS251	90001	EXECUTIVE REQUEST: ADD FUNDS FOR BULK PURCHASE OF GASOLINE.	LEGISLATURE CONCURS.	W		-	244,214		244,214	As of 11/30/14, \$210,039 has been expended due to decreased cost of gasoline.	
Act134/13	AGS	AGS252	90001	EXECUTIVE REQUEST: ADD FUNDS FOR PARKING STALL RENTAL.	LEGISLATURE CONCURS. FUNDS SUB-LEASE PARKING STALLS AT KAPOLEI THEATRE.	W		-	24,000		13,972	As of 11/30/14, \$10,000 has been expended.	
Act134/13	AGS	AGS252	91001	EXECUTIVE REQUEST: ADD FUNDS FOR FRINGE BENEFITS.	LEGISLATURE CONCURS.	W		-	48,100		48,100	Allocated funds expended as appropriated.	

Act/Year	Dept	ProgID	SeqNo	Description	Comments	MOF	FY15 Appropriation			Amount used as of December 1			Comments
							Temp	Perm.	Amount	Temp	Perm.	Amount	
							Pos.	Pos.		Pos.	Pos.		
Act134/13	AGS	AGS252	92001	EXECUTIVE REQUEST: ADD (2) POSITIONS AND FUNDS FOR PARKING STALLS AT WAIPAHU AND KAPOLEI CIVIC CENTER.	LEGISLATURE CONCURS. DETAIL OF GOVERNOR'S REQUEST: (2) PARKING AND SECURITY OFFICER II SR10A (FY14: 27,756; FY15: 55,512 EACH) FRINGE BENEFITS (FY14: 11,530; FY15: 23,060)	W		2.00	78,572		2.00	32,738	Positions are filled and funds are expended as appropriated.
Act134/13	AGS	AGS252	93001	EXECUTIVE REQUEST: ADD (1) POSITION AND FUNDS FOR LEEWARD AREA SERVICE.	LEGISLATURE CONCURS. DETAIL OF GOVERNOR'S REQUEST: (1) OFFICE ASSISTANT IV SR10A (FY14: 13,878; FY15: 27,756) FRINGE BENEFITS (FY14: 5,765; FY15: 11,530)	W		1.00	39,286		1.00	16,369	Position is filled and funds are expended as appropriated.
Act134/13	AGS	AGS252	94001	EXECUTIVE REQUEST: ADD FUNDS FOR KAPOLEI OFFICE LEASE.	LEGISLATURE CONCURS.	W		-	12,000			5,948	As of 11/30/14, \$5,000 has been expended.
Act134/13	AGS	AGS252	95001	EXECUTIVE REQUEST: ADD FUNDS FOR ELECTRICITY.	LEGISLATURE CONCURS. FUNDS FOR ELECTRICITY AT LOT R, SOUTH STREET GARAGE.	W		-	72,000			30,000	As of 11/30/14, \$16,343 has been expended.
Act122/14	AGS	AGS807	100001	SUPPLEMENTAL REQUEST: ADD FUNDS FOR (1) POSITION FOR MAUI DISTRICT OFFICE.	LEGISLATURE CONCURS. DETAIL OF GOVERNOR'S REQUEST: (1) BUILDING MAINTENANCE WORKER I BC09 (#21414; 23,637)	A		-	23,637			-	The 6 month delay in hire means that funding would begin in January 2015. MDO started the recruitment process, but due to the 5% restriction and 5% contingency restriction, the MDO halted recruitment. If the MDO hired the BMW in January, the employee would have to "fif'ed" soon there after due to lack of funding.
Act122/14	AGS	AGS807	101001	SUPPLEMENTAL REQUEST: ADD (1) POSITION AND FUNDS FOR HAWAII DISTRICT OFFICE.	6-MONTH DELAY IN HIRE. LEGISLATURE CONCURS. DETAIL OF GOVERNOR'S REQUEST: (1) ENGINEER V SR26 (#95013M; 28,860) SHORTAGE DIFFERENTIAL (7,337)	A		1.00	36,197			-	This position had a 6 month delay in hring. Due to the FY 15 10% budget restriction, we were not able to fill this position. For this engineer, HDO wull be actively trying to fill this position by March 2015.
Act122/14	AGS	AGS807	102001	SUPPLEMENTAL REQUEST: ADD FUNDS FOR (1) POSITION AT KONA BASEYARD.	6-MONTH DELAY IN HIRE. LEGISLATURE CONCURS. DETAIL OF GOVERNOR'S REQUEST: (1) PLUMBER BC10 (#120631; 24,537) SHORTAGE DIFFERENTIAL (2,700)  6-MONTH DELAY IN HIRE.	A		-	27,237			-	This position had a 6 month delay in hring. Due to the FY 15 10% budget restriction, we were not able to fill this position.

Act/Year	Dept	ProgID	SeqNo	Description	Comments	MOF	FY15 Appropriation			Amount used as of December 1			
							Temp Pos.	Perm. Pos.	Amount	Temp Pos.	Perm. Pos.	Amount	Comments
Act122/14	AGS	AGS879	100001	SUPPLEMENTAL REQUEST: ADD (2) POSITIONS AND FUNDS FOR OFFICE OF ELECTIONS.	LEGISLATURE DOES NOT CONCUR.  REDUCE (1) INFORMATION COMMUNICATION SYSTEMS ANALYST AND \$51,312 FOR SALARY.  DETAIL OF ADJUSTED GOVERNOR'S REQUEST: (1) SECTION HEAD (BALLOT OPERATIONS) (#100362; 51,312)	A		1.00	51,312		-	-	The Section Head (Ballot Operations) position is currently in the process of being converted into a civil service position. It is expected that the position will be converted and filled in FY15. No funds from the appropriation has been utilized as of November 30, 2014.
Act134/13	AGS	AGS881	90001	EXECUTIVE REQUEST: ADD (1) POSITION AND FUNDS FOR OUTREACH AND COMMUNICATION SUPPORT.	LEGISLATURE DOES NOT CONCUR. REDUCES FY14 SALARIES TO REFLECT SIX MONTH DELAY IN HIRE.  FUNDED BY REDUCED POSITION. DETAIL OF GOVERNOR'S REQUEST: (0.5) ACCOUNTANT IV SR22 (#31184; 27,750) (0.5) INFORMATION SPECIALIST III SR20 (#45697; 21,066)  SEE AGS881 SEQ. NO. 60-001.	B		1.00	69,338		0.50	27,087	
Act122/14	AGS	AGS881	100001	SUPPLEMENTAL REQUEST: ADD (0.5) POSITION AND FUNDS FOR MUSIC PERFORMANCES AND OFFICE SUPPORT.	LEGISLATURE DOES NOT CONCUR.  REDUCE \$16,860 FOR SALARY AND \$300,000 FOR POPS MUSIC PERFORMANCES AND SYMPHONIC MUSIC PERFORMANCES.  AUTHORIZATION FOR FULL-TIME SECRETARY FOR COMMISSION EXECUTIVE DIRECTOR. DETAIL OF ADJUSTED GOVERNOR'S REQUEST: (0.5) SECRETARY II SR14 (#16047)	A		0.50	-		0.50		Inappropriate charges to Special Fund. Adjustment to be made as soon as corrected Request for Personnel Action Form is approved.

Amount used as of December 1

Act/Year	Dept	ProgID	SeqNo	Description	Comments	FY15 Appropriation			Temp Pos.	Perm. Pos.	Amount	Comments
						MOF	Temp Pos.	Perm. Pos.				
Act122/14	AGS	AGS881	4000001	LEGISLATIVE ADJUSTMENT: ADD FUNDS AS A GRANT PURSUANT TO CHAPTER 42F, HAWAII REVISED STATUTES, TO HAWAII SYMPHONY ORCHESTRA.	NON-RECURRING.	A		-		400,000	-	SFCA following budget execution policy to submit request to release in January 2015. Recommended 10% restriction. If assessed, adjusted award is \$360,000.
Act122/14	AGS	AGS881	4001001	LEGISLATIVE ADJUSTMENT: ADD FUNDS AS A GRANT PURSUANT TO CHAPTER 42F, HAWAII REVISED STATUTES, TO KATSU GOTO MEMORIAL COMMITTEE.	NON-RECURRING.	A		-		40,000	-	SFCA following budget execution policy to submit request to release in January 2015. Recommended 10% restriction. If assessed, adjusted award is \$36,000.
Act122/14	AGS	AGS881	4002001	LEGISLATIVE ADJUSTMENT: ADD FUNDS AS A GRANT PURSUANT TO CHAPTER 42F, HAWAII REVISED STATUTES, TO KONA HISTORICAL SOCIETY.	NON-RECURRING.	A		-		200,000	-	SFCA following budget execution policy to submit request to release in January 2015. Recommended 10% restriction. If assessed, adjusted award is \$180,000.
Act122/14	AGS	AGS881	4003001	LEGISLATIVE ADJUSTMENT: ADD FUNDS AS A GRANT PURSUANT TO CHAPTER 42F, HAWAII REVISED STATUTES, TO VOLCANO ART CENTER.	NON-RECURRING.	A		-		15,000	-	SFCA following budget execution policy to submit request to release in January 2015. Recommended 10% restriction. If assessed, adjusted award is \$13,500.
Act122/14	AGS	AGS881	4004001	LEGISLATIVE ADJUSTMENT: ADD FUNDS AS A GRANT PURSUANT TO CHAPTER 42F, HAWAII REVISED STATUTES, TO YOUNG OF HEART WORKSHOP.	NON-RECURRING.	A		-		100,000	-	SFCA following budget execution policy to submit request to release in January 2015. Recommended 10% restriction. If assessed, adjusted award is \$90,000.